

ISUZU

VC61 Catalogue of commercial parts



Third Edition August 11, 2017

Introduction

To help you to use this catalogue for inquiry, the related matters are specified as follows:

1. This catalogue applies to the VC61 series cars manufactured by QingLing Motors (Group) Co., Ltd. (hereinafter referred to QingLing Motors).
2. VC61 series include 7 models EXR (4×2 tractors), and EXZ (6×4 tractors) by engine horsepower and type. Among EXR (4×2 tractors), 420 horsepower, wheelbase 3900 models, the remaining figure numbers are the same as EXR (4×2 tractors) 420 horsepower and wheelbase 3450 models, except those marked with "vehicle wheelbase (3900)".
3. VC61 series are equipped with two series of engines: 6U (350,380 horsepower) and 6W (420,460 horsepower).
4. VC61 series are equipped with two series of ZF transmissions: 16-speed and 8-speed transmissions.
5. VC61 series are equipped with 3 kinds of cabs: raised roof, standard roof, and low roof.
6. The specific use of parts has been described in the "Directory". Each worksheet title has a corresponding description, and there are corresponding descriptions behind each figure number
7. Use example:

The logo for POWERSTAR features the word "POWER" in a blue, sans-serif font and "STAR" in a red, sans-serif font. The letters are bold and have a slight shadow effect. The logo is positioned at the bottom of the page, partially overlapping a large, stylized graphic of a tractor wheel and engine components in the background.

Example 1:
Diagram of engine
horsepower and
model selection

Figure 10 Cylinder cover						
Index No.	Part No.	Qty.	Qingling part No.	Remarks	Model applied	Date of application
	Cylinder cover assembly				height height height height height height	

Example 2:
Diagram of drive shaft
selection

Figure Drive shaft						
Index No.	Part No.	Qty.	Qingling part No.	Remarks	Model applied	Date of application
	Drive shaft assembly				height height height height height height	
				2nd stage		
				1st stage		
				1st stage		

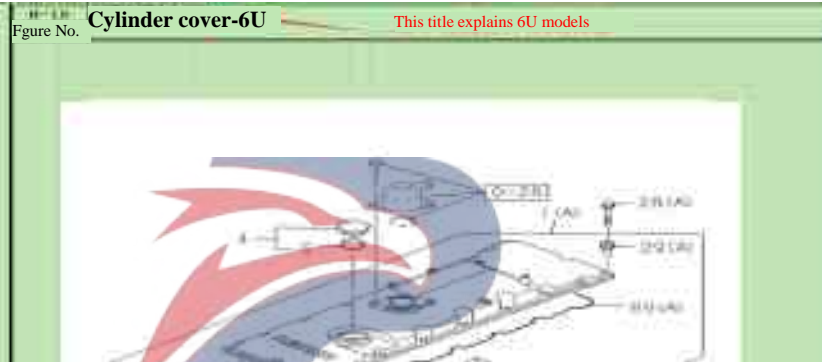
Example 3: Diagram of axle
brake drum selection

Rear axle housing and rear axle shaft						
Figure No.						
Recommended grade/part name						
Index No.	Part No.	Qt	Qingling part No.	Remarks	Model applied	Date of application
	Brake drum				height height height height height height height	
				Middle axle rear right		
				Rear-axle rear right		
				Rear-axle rear right		
				Rear-axle rear right		
				Rear-axle rear right		
				Rear-axle rear right		

POWER STAR

bracket

4. VC61 series are equipped with two series of ZF transmissions: 16-speed and 8-speed transmissions.



5. VC61 series are equipped with 3 kinds of cabs: raised roof, standard roof, and low roof.



Example 6: Diagram of figure number selection for models of EXR (4×2 tractors), 420 horsepower, wheelbase 3900

1-46		Urea tank, nylon hose											
Figure No.		Recommended grade/part name											
Index No.	Part No.	L R	Qty.	Qingling part No.	Remarks	Model applied						Date of application	I T C
						E X R	E X R	E X R	E X Z	E X Z	E X Z		
						6 W	6 W	6 U	6 W	6 W	6 W		
						4	4	3	3	4	4		
						2	6	8	8	2	6		
						0	0	0	0	0	0		
						height 1 7 1							
						A	B	C	D	E	F		
1	Urea tank assembly												
	8-97433-106-0		1	1205640-D17YZ		A	B	C	D	E	F	1704-	
4	Supply pump												
	8-97432-796-0		1	1205620-D17YZ		A	B	C	D	E	F	1704-	
5	Bolt												
	0-2805-0840-0		3	Q1840840	M8X40 reel	A	B	C	D	E	F	1704-	
7	Bracket												
	8-97433-282-1		1	1205132-D17YZB	(A)				D	E	F	1704-	
	8-97433-283-1		1	1205132-D15YRB	(B)	A	B	C				1704-	
	8-97433-282-1		1	1205132-D17YZB	(B) wheelbase :3900)	A						1704-	



FIG

Name	Name
0-05 Engine gasket package	ENGINE GASKET KIT
0-10 Cylinder head cover	CYLINDER HEAD COVER
0-11 Cylinder head	CYLINDER HEAD
0-12 Cylinder block	CYLINDER BLOCK
0-13 Oil pan and level gauge	OIL PAN AND LEVEL GAUGE
0-14 Camshaft and valve	CAMSHAFT AND VALVE
0-15 Crankshaft, piston, and flywheel	CRANKSHAFT, PISTON AND FLYWHEEL
0-20 Timing gear case and flywheel housing	TIMING GEAR CASE AND FLYWHEEL HOUSING
0-22 Engine installation	ENGINE MOUNTING
0-25 Intake manifold	INLET MANIFOLD
0-27 Exhaust manifold	EXHAUST MANIFOLD
0-28 Ventilation system	VENTILATION SYSTEM
0-30 Water pump and rust protection device	WATER PUMP AND CORROSION RESISTOR
0-31 Thermostat and thermostat housing	THERMOSTAT AND HOUSING
0-32 Engine coolant pipe	WATER PIPING; ENGINE
0-33 Fan and fan belt	FAN AND FAN BELT
0-36 Turbocharger system	TURBOCHARGER SYSTEM
0-38 Engine-side air compressor pipeline	AIR COMPRESSOR PIPING; ENGINE SIDE
0-39 Brake air compressor	AIR COMPRESSOR; BRAKE
0-40 Fuel injection system	FUEL INJECTION SYSTEM
0-41 Fuel filter and bracket	FUEL FILTER AND BRACKET
0-42 Fuel pump and pipeline	FUEL PUMP AND PIPE
0-50 Oil cooler and oil filter	OIL COOLER AND OIL FILTER
0-51 Oil pump and oil filter	OIL PUMP AND OIL STRAINER
0-52 Engine oil pipe and vacuum pipe	OIL AND VACUUM PIPING; ENGINE
0-57 Exhaust pipeline	EMISSION PIPING
0-60 Engine electric control parts	ENGINE ELECTRICAL CONTROL PARTS
0-61 Electrical parts of battery and engine	BATTERY AND ENGINE ELECTRICAL PARTS
0-65 Starter	STARTER



0-66	Alternator	GENERATOR
0-87	COUPLING; INJECTION PUMP	COUPLING; INJECTION PUMP
1-01	Accelerator pedal and control	ACCELERATOR PEDAL AND CONTROL
1-10	Radiator	RADIATOR
1-11	Radiator's hose and auxiliary tank	RADIATOR HOSE AND SUB TANK
1-30	Air filter	AIR CLEANER
1-31	Air duct	AIR DUCT
1-35	Supercharged air cooler	CHARGE AIR COOLER
1-40	Fuel tank	FUEL TANK
1-41	Fuel pipeline; chassis	FUEL PIPING; CHASSIS
1-45	Fuel-water separator;	WATER SEDIMENTER; FUEL
1-46	DEF TANK AND PIPING	DEF TANK AND PIPING
1-50	Exhaust pipeline and muffler	EXHAUST PIPE AND SILENCER
1-55	Exhaust brake valve and control cylinder	EXHAUST BRAKE VALVE AND CONTROL CYLINDER
1-56	Exhaust brake system	EXHAUST BRAKE SYSTEM
2-01	Clutch	CLUTCH
2-03	Clutch pedal and control	CLUTCH PEDAL AND CONTROL
2-05	Clutch circuit	CLUTCH PIPING
2-08	Clutch's main cylinder	CLUTCH MASTER CYLINDER
2-20	Manual transmission assembly and transmission housing	MANUAL TRANSMISSION ASM AND CASE
2-25	Odometer's driven gear	SPEEDOMETER DRIVEN GEAR
2-30	GEAR SHIFTER AND QUADRANT BOX	GEAR SHIFTER AND QUADRANT BOX
2-35	Manual transmission's gearshift lever	MANUAL TRANSMISSION SHIFT CONTROL LEVER
2-36	Manual transmission's control lever and control cable	MANUAL TRANSMISSION CONT LINK AND CABLE
2-37	Transmission-side manual transmission control	MANUAL TRANSMISSION CONT; MISSION SIDE
2-85	Power output control	POWER TAKE OFF CONTROL
3-01	Front wheel brake	FRONT WHEEL BRAKE
3-05	Front wheel brake	REAR WHEEL BRAKE
3-10	Brake pedal and control	BRAKE PEDAL AND CONTROL
3-20	Air tank	AIR TANK

3-22	Air control part	AIR CONTROL PARTS
3-26	Trailer control	TRAILER CONTROL
3-34	Air brake valve	BRAKE VALVE; AIR
3-40	Front brake booster chamber	FRONT BRAKE POWER CHAMBER
3-41	Rear brake booster chamber	REAR BRAKE POWER CHAMBER
3-46	Rir dryer	AIR DRYER
3-58	Fuel pipeline fixing part	FIXING PARTS; OIL PIPING
3-70	Main braking air pipe	BRAKE PIPING; AIR,AIR MASTER
3-75	Front brake air pipe	BRAKE PIPING; AIR,FRONT
3-77	Rear brake air pipe	BRAKE PIPING; AIR,REAR
3-78	Air pipeline fixing part	FIXING PARTS; AIR PIPING
3-80	Trailer brake circuit	BRAKE PIPING; TRAILER
3-83	Trailer pipeline fixing part	FIXING PARTS; TRAILER PIPING
4-01	Drive shaft	PROPELLER SHAFT
4-10	Front axle	FRONT AXLE
4-11	Front wheel hub and brake drum or rotor	FRONT HUB AND DRUM OR ROTOR
4-20	Rear axle housing and rear axle shaft	REAR AXLE CASE AND SHAFT
4-25	Rear-axle main reducer	REAR FINAL DRIVE
4-30	Steering wheel and steering wheel cover	STEERING WHEEL AND COWL
4-31	Steering column and steering shaft	STEERING COLUMN AND SHAFT
4-33	Steering drive mechanism	STEERING LINKAGE
4-35	Chassis-side power steering control	POWER STEERING CONTROL; CHASSIS SIDE
4-36	Engine-side power steering control	POWER STEERING CONTROL; ENGINE SIDE
4-40	Steering gear	STEERING UNIT
4-42	Power steering fluid pump	POWER STEERING OIL PUMP
4-50	Front suspension	FRONT SUSPENSION
4-55	Front leaf spring	FRONT LEAF SPRING
4-57	Front level adjustment valve	FRONT LEVELING VALVE
4-60	Rear suspension	REAR SUSPENSION
4-61	Rear suspension damper	SHOCK ABSORBER; REAR SUSPENSION

4-65	Rear leaf spring	REAR LEAF SPRING
4-70	Suspended air valve and control	AIR SUSPENSION VALVE AND CONTROL
4-80	Running wheel	ROAD WHEEL
5-01	Frame and other parts	FRAME AND OTHER PARTS
5-10	Installation of side cab on frame	CAB MOUNTING; FRAME SIDE
5-15	Cab-side cab installation	CAB MOUNTING; CAB SIDE
5-16	Cab tilter oil pump	OIL PUMP; CAB TILT
5-17	Cab tilting cylinder	CYLINDER; CAB TILT
5-20	Battery bracket	BATTERY CARRIER
5-30	Spare tire bracket and cover	SPARE TIRE CARRIER AND COVER
6-01	Front bumper	FRONT BUMPER
6-03	Radiator grille	RADIATOR GRILLE
6-05	Front wall panel	FRONT PANEL
6-07	Front window glass and sealing strip	FRONT WINDOW GLASS AND WEATHERSTRIP
6-20	Side wall plate and step	SIDE PANEL AND STEP
6-30	Front door and hinge	FRONT DOOR AND HINGE
6-31	Front door window and window regulator	FRONT DOOR GLASS AND REGULATOR
6-32	Front door lock and handle	FRONT DOOR LOCK AND HANDLE
6-35	Front door interior trim device	FRONT DOOR TRIM
6-43	Side wall lining	SIDE TRIM
6-47	Fender and insulation body	MUD GUARD AND INSULATOR
6-60	Vehicle roof	ROOF PANEL
6-66	Ceiling lining and trim parts	HEAD LINING AND TRIM
6-70	Bottom plate	FLOOR PANEL
6-75	Foot mat and carpet	MAT AND CARPET
6-76	Bottom plate device and sealing	FLOOR EQUIPMENT AND SEALING
6-78	Bottom plate hole plug	FLOOR HOLE PLUG
6-80	Rear wall panel	BACK PANEL
6-82	Rear window glass and strip	BACK GLASS AND WEATHERSTRIP
6-84	Rear trim part	BACK TRIM

6-90 Rear bumper
7-01 LOGO and nameplate
7-10 Warning sign and label
7-20 Rearview mirror and its support
7-30 Lock cylinder package w/ key
7-40 Instrument panel and instrument box
7-42 Ashtray
7-43 SUNVISOR AND ASSIST GRIP
7-45 Control console box
7-50 Front-row seat
7-60 Seat belt
7-70 Separator and bottom plate
8-01 Illuminating light; front, front side
8-03 Illuminating light; rear, rear side
8-05 Interior lighting lamp
8-08 HEAD LAMP WASHER
8-10 Wiring harness and fuse
8-15 Wiring harness fastener
8-20 METER CABLE
8-21 Instrument assembly
8-25 Instrument panel switch and relay
8-26 Electrical control and other parts
8-28 Chassis electric
8-40 Heating system
8-45 Radiator's water pipe
8-50 Front A/C system
8-52 A/C circuit
8-60 Front warm air blower
8-65 Warm air blower and A/C control lever
8-71 Air-conditioning compressor

REAR BUMPER
EMBLEM AND NAME PLATE
CAUTION PLATE AND LABEL
MIRROR AND MIRROR STAY
LOCK CYLINDER SET
INSTRUMENT PANEL AND BOX
ASH TRAY
SUNVISOR AND ASSIST GRIP
CONSOLE BOX
FRONT SEAT
SEAT BELT
SEPARATER AND BED
LAMP; FRONT AND FRONT SIDE
LAMP; REAR AND REAR SIDE
INTERIOR LAMP
HEAD LAMP WASHER
WIRING HARNESS AND FUSE
FIXING PARTS; WIRING HARNESS
METER CABLE
METER ASM
SWITCH AND RELAY; INSTRUMENT PANEL
ELECTRICAL CONTROL AND OTHER PARTS
CHASSIS ELECTRICAL
HEATER SYSTEM
HEATER PIPING
AIR CONDITIONING SYSTEM; FRONT
PIPING; AIR CONDITIONING
HEATER UNIT; FRONT
CONTROL LEVER; HEATER AND AIR CON
COMPRESSOR; AIR CONDITIONING



8-73 Blower unit
8-75 Condenser
8-80 Windshield wiper and washer
8-90 Radio and TV
9-01 Tools
9-05 Emergency and safety devices
9-33 REAR BODY; GATE AND SIDE GUARD
9-40 TRAILER COUPLER

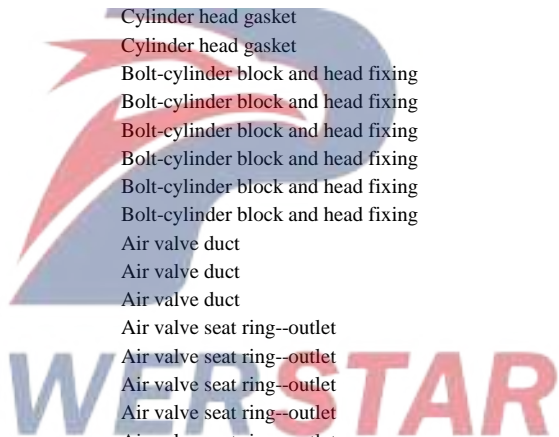
BLOWER UNIT
CONDENSER
WINDSHIELD WIPER AND WASHER
RADIO AND TV
TOOLS
EMERGENCY AND SAFETY EQUIPMENT
REAR BODY; GATE AND SIDE GUARD
TRAILER COUPLER




POWERSTAR

FIGKEY name	FIGKEY English
005A 001 GASKET SET; ENG OVERHAUL	Engine overhaul kit
005A 001 GASKET SET; ENG OVERHAUL	Engine overhaul kit
005A 001 GASKET SET; ENG OVERHAUL	Engine overhaul kit
005A 002 GASKET SET; ENG HD OVERHAUL	Engine cylinder head overhaul kit
005A 002 GASKET SET; ENG HD OVERHAUL	Engine cylinder head overhaul kit
005A 002 GASKET SET; ENG HD OVERHAUL	Engine cylinder head overhaul kit
010A 001 COVER; CYL HD	Cylinder head cover assembly
010A 001 COVER; CYL HD	Cylinder head cover assembly
010A 001 COVER; CYL HD	Cylinder head cover assembly
010A 001 COVER; CYL HD	Cylinder head cover assembly
010A 001 COVER; CYL HD	Cylinder head cover assembly
010A 001 COVER; CYL HD	Cylinder head cover assembly
010A 004 CAP; OIL FILLER	Refueling cover assembly
010A 004 CAP; OIL FILLER	Refueling cover assembly
010A 004 CAP; OIL FILLER	Refueling cover assembly
010A 005 GASKET; OIL FILLER	Oil filter gasket
010A 005 GASKET; OIL FILLER	Oil filter gasket
010A 005 GASKET; OIL FILLER	Oil filter gasket
010A 028 BOLT; HD COVER	Bolt
010A 028 BOLT; HD COVER	Bolt
010A 028 BOLT; HD COVER	Bolt
010A 028 BOLT; HD COVER	Bolt
010A 028 BOLT; HD COVER	Bolt
010A 028 BOLT; HD COVER	Bolt
010A 029 RUBBER; MTG,HD COVER	Rubber pad
010A 029 RUBBER; MTG,HD COVER	Rubber pad
010A 029 RUBBER; MTG,HD COVER	Rubber pad
010A 069 GASKET; HD TO COVER	Gasket between cylinder head and cylinder head cover
010A 069 GASKET; HD TO COVER	Gasket between cylinder head and cylinder head cover
010A 069 GASKET; HD TO COVER	Gasket between cylinder head and cylinder head cover
010A 069 GASKET; HD TO COVER	Gasket between cylinder head and cylinder head cover
010A 072 PLATE; INNER HD COVER	Internal cylinder head cover plate

010A 072	PLATE; INNER HD COVER	Internal cylinder head cover plate
010A 143	GASKET; SLEEVE	0 Content – cylinder head cover
010A 143	GASKET; SLEEVE	0 Content – cylinder head cover
011A 001	HEAD ASM; CYL	Cylinder head assembly
011A 001	HEAD ASM; CYL	Cylinder head assembly
011A 001	HEAD ASM; CYL	Cylinder head assembly
011A 001	HEAD ASM; CYL	Cylinder head assembly
011A 002	GASKET; CYL HD	Cylinder head gasket
011A 002	GASKET; CYL HD	Cylinder head gasket
011A 002	GASKET; CYL HD	Cylinder head gasket
011A 003	BOLT; CYL HD TO BLOCK	Bolt-cylinder block and head fixing
011A 003	BOLT; CYL HD TO BLOCK	Bolt-cylinder block and head fixing
011A 003	BOLT; CYL HD TO BLOCK	Bolt-cylinder block and head fixing
011A 003	BOLT; CYL HD TO BLOCK	Bolt-cylinder block and head fixing
011A 003	BOLT; CYL HD TO BLOCK	Bolt-cylinder block and head fixing
011A 003	BOLT; CYL HD TO BLOCK	Bolt-cylinder block and head fixing
011A 003	BOLT; CYL HD TO BLOCK	Bolt-cylinder block and head fixing
011A 004	GUIDE; VLV	Air valve duct
011A 004	GUIDE; VLV	Air valve duct
011A 004	GUIDE; VLV	Air valve duct
011A 005	SEAT; VLV INSERT	Air valve seat ring--outlet
011A 005	SEAT; VLV INSERT	Air valve seat ring--outlet
011A 005	SEAT; VLV INSERT	Air valve seat ring--outlet
011A 005	SEAT; VLV INSERT	Air valve seat ring--outlet
011A 005	SEAT; VLV INSERT	Air valve seat ring--outlet
011A 005	SEAT; VLV INSERT	Air valve seat ring--outlet
011A 008	CUP; SEALING,WATER JACKET	Bowl-shaped plug-water jacket sealing
011A 008	CUP; SEALING,WATER JACKET	Bowl-shaped plug-water jacket sealing
011A 008	CUP; SEALING,WATER JACKET	Bowl-shaped plug-water jacket sealing
011A 008	CUP; SEALING,WATER JACKET	Bowl-shaped plug-water jacket sealing
011A 008	CUP; SEALING,WATER JACKET	Bowl-shaped plug-water jacket sealing
011A 008	CUP; SEALING,WATER JACKET	Bowl-shaped plug-water jacket sealing
011A 008	CUP; SEALING,WATER JACKET	Bowl-shaped plug-water jacket sealing
011A 008	CUP; SEALING,WATER JACKET	Bowl-shaped plug-water jacket sealing



011A 008 CUP; SEALING,WATER JACKET	Bowl-shaped plug-water jacket sealing
011A 008 CUP; SEALING,WATER JACKET	Bowl-shaped plug-water jacket sealing
011A 008 CUP; SEALING,WATER JACKET	Bowl-shaped plug-water jacket sealing
011A 009 STUD; INL MANIF	Stud
011A 009 STUD; INL MANIF	Stud
011A 009 STUD; INL MANIF	Stud
011A 009 STUD; INL MANIF	Stud
011A 009 STUD; INL MANIF	Stud
011A 010 PLUG; GLOW	Glow plug
011A 010 PLUG; GLOW	Glow plug
011A 010 PLUG; GLOW	Glow plug
011A 011 CONNECTOR; GLOW PLUG	Connecting piece-glow plug
011A 011 CONNECTOR; GLOW PLUG	Connecting piece-glow plug
011A 011 CONNECTOR; GLOW PLUG	Connecting piece-glow plug
011A 012 HANGER; ENG,RR	XXX
011A 012 HANGER; ENG,RR	XXX
011A 012 HANGER; ENG,RR	XXX
011A 014 STUD; EXH MANIF	Stud
011A 014 STUD; EXH MANIF	Stud
011A 014 STUD; EXH MANIF	Stud
011A 014 STUD; EXH MANIF	Stud
011A 014 STUD; EXH MANIF	Stud
011A 014 STUD; EXH MANIF	Stud
011A 023 NUT; CAM BRKT	Nut
011A 023 NUT; CAM BRKT	Nut
011A 025 PLUG; CYL HD	Clogging
011A 025 PLUG; CYL HD	Clogging
011A 034 HARNESS; GLOW PLUG CONNECTOR	Wiring harness-glow plug
011A 034 HARNESS; GLOW PLUG CONNECTOR	Wiring harness-glow plug
011A 034 HARNESS; GLOW PLUG CONNECTOR	Wiring harness-glow plug
011A 035 BOLT; HARNESS	Screw
011A 035 BOLT; HARNESS	Screw
011A 041 BOLT; ENG HANGER	Bolt



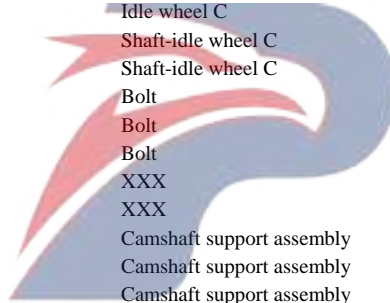
POWERSTAR

011A 041 BOLT; ENG HANGER	Bolt
011A 041 BOLT; ENG HANGER	Bolt
011A 055 WASHER; PL,CYL HD TO BLOCK	WASHER
011A 055 WASHER; PL,CYL HD TO BLOCK	WASHER
011A 057 SLEEVE; NOZZLE HOLDER	Oil injector lining
011A 057 SLEEVE; NOZZLE HOLDER	Oil injector lining
011A 057 SLEEVE; NOZZLE HOLDER	Oil injector lining
011A 058 GASKET; SLEEVE,NOZZLE HOLDER	Seal ring
011A 058 GASKET; SLEEVE,NOZZLE HOLDER	Seal ring
011A 058 GASKET; SLEEVE,NOZZLE HOLDER	Seal ring
011A 058 GASKET; SLEEVE,NOZZLE HOLDER	Seal ring
011A 058 GASKET; SLEEVE,NOZZLE HOLDER	Seal ring
011A 059 GUIDE; BRIDGE	Air valve bridge guide rod
011A 059 GUIDE; BRIDGE	Air valve bridge guide rod
011A 059 GUIDE; BRIDGE	Air valve bridge guide rod
011A 071 BOLT; CAM BRKT	Bolt
011A 071 BOLT; CAM BRKT	Bolt
011A 071 BOLT; CAM BRKT	Bolt
011A 095 GASKET; CYL HD TO GEAR CASE	Seal ring
011A 095 GASKET; CYL HD TO GEAR CASE	Seal ring
011A 097 DOWEL; CAM BRKT SET	Locating sleeve
011A 097 DOWEL; CAM BRKT SET	Locating sleeve
011A 097 DOWEL; CAM BRKT SET	Locating sleeve
011A 098 STUD; CAM BRKT	Stud
011A 098 STUD; CAM BRKT	Stud
011A 104 GASKET; PLUG	Gasket
011A 104 GASKET; PLUG	Gasket
011A 109 BRACKET; ENG HANGER	Bracket
011A 109 BRACKET; ENG HANGER	Bracket
011A 120 BOLT; CYL HD TO HSG	Bolt-fixing cylinder head and flywheel housing
011A 120 BOLT; CYL HD TO HSG	Bolt-fixing cylinder head and flywheel housing
011A 121 COVER; IDLE GEAR,CYL HD	Cover plate--idle wheel C




011A 121 COVER; IDLE GEAR,CYL HD
011A 122 GASKET; COVER
011A 122 GASKET; COVER
011A 123 BOLT; COVER
011A 123 BOLT; COVER
011A 138 GEAR; IDLE
011A 138 GEAR; IDLE
011A 138 GEAR; IDLE
011A 138 GEAR; IDLE
011A 139 SHAFT; IDLE GEAR
011A 139 SHAFT; IDLE GEAR
011A 143 BOLT; FIX
011A 143 BOLT; FIX
011A 143 BOLT; FIX
011A 168 HANGER; ENG,FRT
011A 168 HANGER; ENG,FRT
011A 180 BRACKET SET; CAM,CYL HD
011A 180 BRACKET SET; CAM,CYL HD
011A 180 BRACKET SET; CAM,CYL HD
011A 182 BOLT; CASE
011A 182 BOLT; CASE
011A 183 DOWEL; CYL HEAD
011A 183 DOWEL; CYL HEAD
011A 192 NUT; GLOW PLUG
011A 192 NUT; GLOW PLUG
011A 194 CARRIER; CAM SHAFT
011A 194 CARRIER; CAM SHAFT
011A 195 BOLT; CARRIER
011A 195 BOLT; CARRIER
011A 195 BOLT; CARRIER
011A 195 BOLT; CARRIER
011A 195 BOLT; CARRIER

Cover plate--idle wheel C
Seal ring
Seal ring
Bolt
Bolt
Idle wheel C
Idle wheel C
Idle wheel C
Idle wheel C
Shaft-idle wheel C
Shaft-idle wheel C
Bolt
Bolt
Bolt
XXX
XXX
Camshaft support assembly
Camshaft support assembly
Camshaft support assembly
Bolt
Bolt
Locating sleeve
Locating sleeve
Nut
Nut
Camshaft case assembly
Camshaft case assembly
Bolt
Bolt
Bolt
Bolt
Bolt



POWER STAR

011A 198	GASKET; CAM CARRIER	Gasket
011A 198	GASKET; CAM CARRIER	Gasket
011A 198	GASKET; CAM CARRIER	Gasket
011A 257	BUSHING; IDLE GEAR	Lining-idle wheel
011A 257	BUSHING; IDLE GEAR	Lining-idle wheel
011A 264	CUP; SEALING	Plug cover
011A 264	CUP; SEALING	Plug cover
011A 264	CUP; SEALING	Plug cover
011A 264	CUP; SEALING	Plug cover
011A 265	PIN; CAM CARRIER SET	Pin
011A 265	PIN; CAM CARRIER SET	Pin
011A 265	PIN; CAM CARRIER SET	Pin
012A 001	BLOCK ASM; CYL	Cylinder block assembly
012A 001	BLOCK ASM; CYL	Cylinder block assembly
012A 001	BLOCK ASM; CYL	Cylinder block assembly
012A 004	LINER; C/BL	Cylinder liner
012A 004	LINER; C/BL	Cylinder liner
012A 004	LINER; C/BL	Cylinder liner
012A 004	LINER; C/BL	Cylinder liner
012A 004	LINER; C/BL	Cylinder liner
012A 004	LINER; C/BL	Cylinder liner
012A 004	LINER; C/BL	Cylinder liner
012A 030	PIN; CYL HD GASKET SETTING	Pin
012A 030	PIN; CYL HD GASKET SETTING	Pin
012A 030	PIN; CYL HD GASKET SETTING	Pin
012A 032	PIN; INJ PUMP BRKT	Pin
012A 032	PIN; INJ PUMP BRKT	Pin
012A 032	PIN; INJ PUMP BRKT	Pin
012A 034	VALVE; OIL RELIEF	Pressure relief valve assembly
012A 034	VALVE; OIL RELIEF	Pressure relief valve assembly
012A 035	GASKET; RELIEF VLV	Seal ring
012A 035	GASKET; RELIEF VLV	Seal ring



POWER STAR

012A 036	CUP; SEALING,WATER JACKET	Bowl-shaped plug-water jacket sealing
012A 036	CUP; SEALING,WATER JACKET	Bowl-shaped plug-water jacket sealing
012A 036	CUP; SEALING,WATER JACKET	Bowl-shaped plug-water jacket sealing
012A 036	CUP; SEALING,WATER JACKET	Bowl-shaped plug-water jacket sealing
012A 036	CUP; SEALING,WATER JACKET	Bowl-shaped plug-water jacket sealing
012A 036	CUP; SEALING,WATER JACKET	Bowl-shaped plug-water jacket sealing
012A 036	CUP; SEALING,WATER JACKET	Bowl-shaped plug-water jacket sealing
012A 038	PIN; TIMING GEAR CASE	Pin
012A 038	PIN; TIMING GEAR CASE	Pin
012A 046	BOLT; JOINT,OIL JET,PISTON COOLING	Hollow bolt
012A 046	BOLT; JOINT,OIL JET,PISTON COOLING	Hollow bolt
012A 046	BOLT; JOINT,OIL JET,PISTON COOLING	Hollow bolt
012A 056	JET; OIL,PISTON COOLING	Nozzle assembly
012A 056	JET; OIL,PISTON COOLING	Nozzle assembly
012A 056	JET; OIL,PISTON COOLING	Nozzle assembly
012A 070	CUP; SEALING,FRT & RR	Plug cover
012A 070	CUP; SEALING,FRT & RR	Plug cover
012A 070	CUP; SEALING,FRT & RR	Plug cover
012A 082	STUD; FLYWHEEL HSG	Stud
012A 082	STUD; FLYWHEEL HSG	Stud
012A 083	PIN; FLYWHEEL HSG	Pin
012A 083	PIN; FLYWHEEL HSG	Pin
012A 083	PIN; FLYWHEEL HSG	Pin
012A 089	CUP; SEALING,OIL GALLERY	Bowl-shaped plug--oil passage
012A 089	CUP; SEALING,OIL GALLERY	Bowl-shaped plug--oil passage
012A 089	CUP; SEALING,OIL GALLERY	Bowl-shaped plug--oil passage
012A 161	DOWEL; FRT COVER	Locating sleeve--front cover plate
012A 161	DOWEL; FRT COVER	Locating sleeve--front cover plate
012A 211	BOLT; CRANKCASE	Bolt-crankcase
012A 211	BOLT; CRANKCASE	Bolt-crankcase
012A 211	BOLT; CRANKCASE	Bolt-crankcase
012A 211	BOLT; CRANKCASE	Bolt-crankcase



012A 211	BOLT; CRANKCASE	Bolt-crankcase
012A 212	PIN; CRANKCASE	Locating pin-crankcase
012A 212	PIN; CRANKCASE	Locating pin-crankcase
012A 212	PIN; CRANKCASE	Locating pin-crankcase
012A 218	GASKET; PLUG,C/BL SIDE	Gasket
012A 218	GASKET; PLUG,C/BL SIDE	Gasket
012A 218	GASKET; PLUG,C/BL SIDE	Gasket
012A 218	GASKET; PLUG,C/BL SIDE	Gasket
012A 218	GASKET; PLUG,C/BL SIDE	Gasket
012A 230	PIN; THRUST METAL,CR/SHF	Positioning pin
012A 230	PIN; THRUST METAL,CR/SHF	Positioning pin
012A 230	PIN; THRUST METAL,CR/SHF	Positioning pin
012A 230	PIN; THRUST METAL,CR/SHF	Positioning pin
012A 230	PIN; THRUST METAL,CR/SHF	Positioning pin
012A 230	PIN; THRUST METAL,CR/SHF	Positioning pin
012A 256	GASKET; ADAPTER	Gasket
012A 256	GASKET; ADAPTER	Gasket
012A 335	PLUG; C/BL,SIDE	Plug-right
012A 335	PLUG; C/BL,SIDE	Plug-right
012A 335	PLUG; C/BL,SIDE	Plug-right
012A 335	PLUG; C/BL,SIDE	Plug-right
012A 335	PLUG; C/BL,SIDE	Plug-right
012A 335	PLUG; C/BL,SIDE	Plug-right
012A 335	PLUG; C/BL,SIDE	Plug-right
012A 335	PLUG; C/BL,SIDE	Plug-right
012A 335	PLUG; C/BL,SIDE	Plug-right
012A 411	STUD; BRG CASE	Stud
012A 411	STUD; BRG CASE	Stud
012A 487	ADAPTER; OIL PRESSURE UNIT	Connector - sensor
012A 487	ADAPTER; OIL PRESSURE UNIT	Connector - sensor
012A 519	DOWEL; RAIL BRKT	Locating sleeve
012A 519	DOWEL; RAIL BRKT	Locating sleeve
013A 001	PAN ASM; OIL	Oil pan assembly
013A 001	PAN ASM; OIL	Oil pan assembly



POWERSTAR

013A 001	PAN ASM; OIL	Oil pan assembly
013A 001	PAN ASM; OIL	Oil pan assembly
013A 002	GAUGE; OIL LEVEL	Oil dipstick assembly
013A 002	GAUGE; OIL LEVEL	Oil dipstick assembly
013A 002	GAUGE; OIL LEVEL	Oil dipstick assembly
013A 005	GASKET; PLUG,OIL DRAIN	Seal ring
013A 005	GASKET; PLUG,OIL DRAIN	Seal ring
013A 005	GASKET; PLUG,OIL DRAIN	Seal ring
013A 006	PLUG; OIL DRAIN	Oil bleeder screw plug
013A 006	PLUG; OIL DRAIN	Oil bleeder screw plug
013A 006	PLUG; OIL DRAIN	Oil bleeder screw plug
013A 008	TUBE; GUIDE,OIL LEVEL GAUGE	Oil dipstick guide tube assembly
013A 008	TUBE; GUIDE,OIL LEVEL GAUGE	Oil dipstick guide tube assembly
013A 008	TUBE; GUIDE,OIL LEVEL GAUGE	Oil dipstick guide tube assembly
013A 008	TUBE; GUIDE,OIL LEVEL GAUGE	Oil dipstick guide tube assembly
013A 009	GASKET; GUIDE TUBE,OIL LEVEL GAUGE	Seal ring
013A 009	GASKET; GUIDE TUBE,OIL LEVEL GAUGE	Seal ring
013A 010	BOLT; GUIDE TUBE	Bolt
013A 010	BOLT; GUIDE TUBE	Bolt
013A 010	BOLT; GUIDE TUBE	Bolt
013A 010	BOLT; GUIDE TUBE	Bolt
013A 010	BOLT; GUIDE TUBE	Bolt
013A 010	BOLT; GUIDE TUBE	Bolt
013A 010	BOLT; GUIDE TUBE	Bolt
013A 012	BRACKET; TUBE,OIL LEVEL GAUGE	Bracket
013A 012	BRACKET; TUBE,OIL LEVEL GAUGE	Bracket
013A 012	BRACKET; TUBE,OIL LEVEL GAUGE	Bracket
013A 012	BRACKET; TUBE,OIL LEVEL GAUGE	Bracket
013A 015	CLIP; GUIDE TUBE	Pipe clamp
013A 015	CLIP; GUIDE TUBE	Pipe clamp
013A 015	CLIP; GUIDE TUBE	Pipe clamp
013A 016	GASKET; OIL PAN TO C/BL	Gasket--oil pan and cylinder block
013A 016	GASKET; OIL PAN TO C/BL	Gasket--oil pan and cylinder block



013A 016	GASKET; OIL PAN TO C/BL	Gasket--oil pan and cylinder block
013A 022	WASHER; LK,OIL PAN	Spring washer
013A 022	WASHER; LK,OIL PAN	Spring washer
013A 023	BOLT; OIL PAN	Bolt
013A 023	BOLT; OIL PAN	Bolt
013A 023	BOLT; OIL PAN	Bolt
013A 023	BOLT; OIL PAN	Bolt
013A 023	BOLT; OIL PAN	Bolt
013A 024	NUT; OIL PAN	Nut
013A 024	NUT; OIL PAN	Nut
013A 044	PLUG	Clogging
013A 044	PLUG	Clogging
013A 047	CLIP; HOSE,AIR BREATHER	Pipe clamp
013A 047	CLIP; HOSE,AIR BREATHER	Pipe clamp
013A 152	BRACKET; CLIP POWER STRG PIPE	Bracket
013A 152	BRACKET; CLIP POWER STRG PIPE	Bracket
013A 158	PLATE	Pressure plate-oil pan fixing
013A 158	PLATE	Pressure plate-oil pan fixing
013A 158	PLATE	Pressure plate-oil pan fixing
013A 188	BOLT; BRKT,TUBE	Bolt
013A 188	BOLT; BRKT,TUBE	Bolt
013A 192	HOSE; GUIDE TUBE	Oil dipstick hose
013A 192	HOSE; GUIDE TUBE	Oil dipstick hose
013A 192	HOSE; GUIDE TUBE	Oil dipstick hose
013A 193	CLIP; HOSE,GUIDE TUBE	Clip
013A 193	CLIP; HOSE,GUIDE TUBE	Clip
013A 193	CLIP; HOSE,GUIDE TUBE	Clip
013A 193	CLIP; HOSE,GUIDE TUBE	Clip
013A 203	BOLT; CLIP	Bolt
013A 203	BOLT; CLIP	Bolt
013A 204	WASHER; PL,OIL PAN	WASHER
013A 204	WASHER; PL,OIL PAN	WASHER



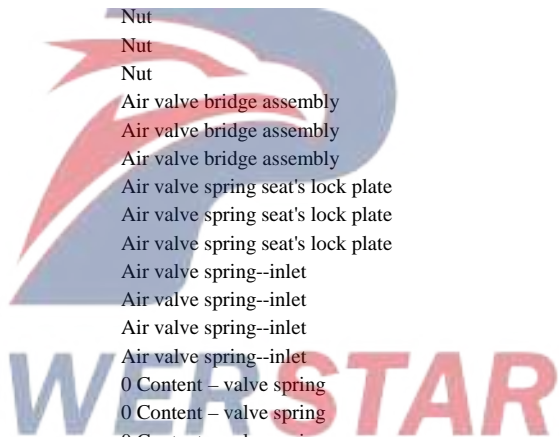
POWER STAR

013A 225 WASHER; PL
013A 225 WASHER; PL
013A 256 NUT; CLIP
013A 256 NUT; CLIP
014A 001 CAMSHAFT
014A 001 CAMSHAFT
014A 001 CAMSHAFT
014A 004 VALVE; INL
014A 004 VALVE; INL
014A 004 VALVE; INL
014A 005 VALVE; EXH
014A 005 VALVE; EXH
014A 005 VALVE; EXH
014A 007 BOLT; CM/SHF GEAR
014A 007 BOLT; CM/SHF GEAR
014A 007 BOLT; CM/SHF GEAR
014A 008 WASHER; CM/SHF GEAR
014A 008 WASHER; CM/SHF GEAR
014A 008 WASHER; CM/SHF GEAR
014A 009 GEAR; CM/SHF
014A 009 GEAR; CM/SHF
014A 009 GEAR; CM/SHF
014A 010 PLATE; THRUST
014A 010 PLATE; THRUST
014A 012 KEY; CAM GEAR SET
014A 012 KEY; CAM GEAR SET
014A 014 KEY; CM/SHF
014A 014 KEY; CM/SHF
014A 053 SHAFT; ROCKER ARM
014A 053 SHAFT; ROCKER ARM
014A 053 SHAFT; ROCKER ARM
014A 053 SHAFT; ROCKER ARM

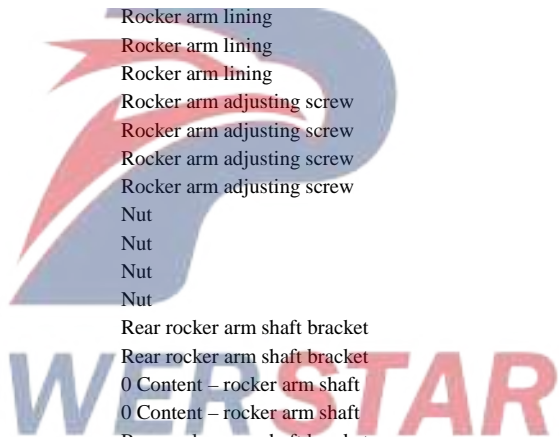
WASHER
WASHER
Nut
Nut
Camshaft
Camshaft
Camshaft
Air valve--inlet
Air valve--inlet
Air valve--inlet
Air valve--outlet
Air valve--outlet
Air valve--outlet
Bolt
Bolt
Bolt
WASHER
WASHER
WASHER
Gear--camshaft
Gear--camshaft
Gear--camshaft
Thrust plate--gear A
Thrust plate--gear A
Key
Key
Key
Key
Rocker arm shaft assembly
Rocker arm shaft assembly
Rocker arm shaft assembly
Rocker arm shaft assembly



014A 055	PLUG; ROCKER SHAFT END	Sprocket shaft end screw plug
014A 055	PLUG; ROCKER SHAFT END	Sprocket shaft end screw plug
014A 055	PLUG; ROCKER SHAFT END	Sprocket shaft end screw plug
014A 058	BRACKET; ROCKER SHAFT,FRT	Rear rocker arm shaft bracket
014A 058	BRACKET; ROCKER SHAFT,FRT	Rear rocker arm shaft bracket
014A 061	SCREW; ADJ,BRIDGE	Air valve bridge adjusting screw
014A 061	SCREW; ADJ,BRIDGE	Air valve bridge adjusting screw
014A 061	SCREW; ADJ,BRIDGE	Air valve bridge adjusting screw
014A 062	NUT; ADJ SCREW LK BRIDGE	Nut
014A 062	NUT; ADJ SCREW LK BRIDGE	Nut
014A 062	NUT; ADJ SCREW LK BRIDGE	Nut
014A 063	BRIDGE	Air valve bridge assembly
014A 063	BRIDGE	Air valve bridge assembly
014A 063	BRIDGE	Air valve bridge assembly
014A 065	COLLAR; SPLIT	Air valve spring seat's lock plate
014A 065	COLLAR; SPLIT	Air valve spring seat's lock plate
014A 065	COLLAR; SPLIT	Air valve spring seat's lock plate
014A 068	SPRING; VLV	Air valve spring--inlet
014A 068	SPRING; VLV	Air valve spring--inlet
014A 068	SPRING; VLV	Air valve spring--inlet
014A 068	SPRING; VLV	Air valve spring--inlet
014A 069	SPRING; VLV,OUTER	0 Content – valve spring
014A 069	SPRING; VLV,OUTER	0 Content – valve spring
014A 070	SPRING; VLV,INNER	0 Content – valve spring
014A 070	SPRING; VLV,INNER	0 Content – valve spring
014A 071	SEAT; SPR	Air valve spring seat--upper
014A 071	SEAT; SPR	Air valve spring seat--upper
014A 071	SEAT; SPR	Air valve spring seat--upper
014A 071	SEAT; SPR	Air valve spring seat--upper
014A 071	SEAT; SPR	Air valve spring seat--upper
014A 072	SEAL; VLV GUIDE	Air valve oil seal
014A 072	SEAL; VLV GUIDE	Air valve oil seal



014A 072	SEAL; VLV GUIDE	Air valve oil seal
014A 075	BOLT; BRKT	Bracket bolt
014A 075	BOLT; BRKT	Bracket bolt
014A 075	BOLT; BRKT	Bracket bolt
014A 078	ARM; ROCKER	Rocker arm
014A 078	ARM; ROCKER	Rocker arm
014A 078	ARM; ROCKER	Rocker arm
014A 078	ARM; ROCKER	Rocker arm
014A 080	BUSHING; ROCKER ARM	Rocker arm lining
014A 080	BUSHING; ROCKER ARM	Rocker arm lining
014A 080	BUSHING; ROCKER ARM	Rocker arm lining
014A 081	SCREW; ADJ,ROCKER ARM	Rocker arm adjusting screw
014A 081	SCREW; ADJ,ROCKER ARM	Rocker arm adjusting screw
014A 081	SCREW; ADJ,ROCKER ARM	Rocker arm adjusting screw
014A 081	SCREW; ADJ,ROCKER ARM	Rocker arm adjusting screw
014A 083	NUT; ADJ SCREW,LK	Nut
014A 083	NUT; ADJ SCREW,LK	Nut
014A 083	NUT; ADJ SCREW,LK	Nut
014A 083	NUT; ADJ SCREW,LK	Nut
014A 084	BRACKET; ROCKER SHAFT,INTER	Rear rocker arm shaft bracket
014A 084	BRACKET; ROCKER SHAFT,INTER	Rear rocker arm shaft bracket
014A 095	SPRING; ROCKER SHAFT	0 Content – rocker arm shaft
014A 095	SPRING; ROCKER SHAFT	0 Content – rocker arm shaft
014A 097	BRACKET; ROCKER SHAFT,RR	Rear rocker arm shaft bracket
014A 097	BRACKET; ROCKER SHAFT,RR	Rear rocker arm shaft bracket
014A 097	BRACKET; ROCKER SHAFT,RR	Rear rocker arm shaft bracket
014A 101	BOLT; THRUST COLLAR	Bolt-idle wheel A
014A 101	BOLT; THRUST COLLAR	Bolt-idle wheel A
014A 101	BOLT; THRUST COLLAR	Bolt-idle wheel A
014A 101	BOLT; THRUST COLLAR	Bolt-idle wheel A
014A 101	BOLT; THRUST COLLAR	Bolt-idle wheel A
014A 101	BOLT; THRUST COLLAR	Bolt-idle wheel A



014A 101 BOLT; THRUST COLLAR
 014A 101 BOLT; THRUST COLLAR
 014A 107 SHAFT; IDLE GEAR
 014A 107 SHAFT; IDLE GEAR
 014A 107 SHAFT; IDLE GEAR
 014A 107 SHAFT; IDLE GEAR
 014A 107 SHAFT; IDLE GEAR
 014A 108 DOWEL; SHAFT
 014A 108 DOWEL; SHAFT
 014A 109 SHAFT; IDLE GEAR
 014A 109 SHAFT; IDLE GEAR
 014A 109 SHAFT; IDLE GEAR
 014A 109 SHAFT; IDLE GEAR
 014A 111 COLLAR; THRUST, IDLE GEAR
 014A 111 COLLAR; THRUST, IDLE GEAR
 014A 111 COLLAR; THRUST, IDLE GEAR
 014A 111 COLLAR; THRUST, IDLE GEAR
 014A 112 GEAR; IDLE
 014A 112 GEAR; IDLE
 014A 112 GEAR; IDLE
 014A 112 GEAR; IDLE
 014A 112 GEAR; IDLE
 014A 112 GEAR; IDLE
 014A 112 GEAR; IDLE
 014A 112 GEAR; IDLE
 014A 114 BOLT; IDLE GEAR
 014A 114 BOLT; IDLE GEAR
 014A 115 WASHER; THRUST, IDLE GEAR
 014A 115 WASHER; THRUST, IDLE GEAR
 014A 206
 014A 206 BUSHING; IDLE GEAR
 014A 206 BUSHING; IDLE GEAR
 014A 212
 014A 212 CAP; ADJ SCREW

Bolt-idle wheel A
 Bolt-idle wheel A
 Idler shaft A
 Idler shaft A
 Idler shaft A
 Idler shaft A
 Pin
 Pin
 Idler shaft
 Idler shaft
 Idler shaft
 Idler shaft
 Thrust washer--idle wheel D
 Thrust washer--idle wheel D
 Thrust washer--idle wheel D
 Thrust washer--idle wheel D
 Idle wheel A assembly
 Idle wheel A assembly
 Idle wheel A assembly
 Idle wheel A assembly
 Idle wheel A assembly
 Idle wheel A assembly
 Idle wheel A assembly
 Idle wheel A assembly
 Bolt
 Bolt
 WASHER
 WASHER
 Lining-idle wheel
 Lining-idle wheel
 Lining-idle wheel
 0 Content – valve bridge
 0 Content – valve bridge



014A 231		0 Content – valve bridge
014A 231	PLATE; CAP	0 Content – valve bridge
014A 244		Spacer sleeve
014A 244	TUBE; DISTANCE	Spacer sleeve
015A 001		Crankshaft assembly
015A 001	CRANKSHAFT	Crankshaft assembly
015A 001	CRANKSHAFT	Crankshaft assembly
015A 001	CRANKSHAFT	Crankshaft assembly
015A 007		Shaft bushing component
015A 007	METAL KIT; CRANKSHAFT,STANDARD	Shaft bushing component
015A 012		Flywheel assembly
015A 012	FLYWHEEL	Flywheel assembly
015A 012	FLYWHEEL	Flywheel assembly
015A 018		Belt pulley--crankshaft
015A 018	PULLEY; CR/SHF	Belt pulley--crankshaft
015A 018	PULLEY; CR/SHF	Belt pulley--crankshaft
015A 020		Torsion damper--crankshaft
015A 020	DAMPER; CR/SHF	Torsion damper--crankshaft
015A 020	DAMPER; CR/SHF	Torsion damper--crankshaft
015A 022		WASHER
015A 022	PLATE; PULLEY	WASHER
015A 022	PLATE; PULLEY	WASHER
015A 024		Bolt
015A 024	BOLT; DAMPER	Bolt
015A 024	BOLT; DAMPER	Bolt
015A 028		Gear--crankshaft
015A 028	GEAR; CR/SHF	Gear--crankshaft
015A 028	GEAR; CR/SHF	Gear--crankshaft
015A 028	GEAR; CR/SHF	Gear--crankshaft
015A 031		Pin
015A 031	KEY; FEATHER,CR/SHF	Pin
015A 032		Locating pin--flywheel



015A 032	PIN; FLYWHEEL	Locating pin--flywheel
015A 032	PIN; FLYWHEEL	Locating pin--flywheel
015A 034		Locating pin--gear
015A 034	PIN; GEAR SETTING	Locating pin--gear
015A 035		Gear ring
015A 035	GEAR; RING	Gear ring
015A 035	GEAR; RING	Gear ring
015A 036		Pin
015A 036	PIN; FLYWHEEL	Pin
015A 037		Bearing
015A 037	BEARING; PILOT, TOP GEAR SHAFT	Bearing
015A 037	BEARING; PILOT, TOP GEAR SHAFT	Bearing
015A 038		WASHER
015A 038	WASHER; FLYWHEEL	WASHER
015A 038	WASHER; FLYWHEEL	WASHER
015A 040		Bolt-flywheel fixing
015A 040	BOLT; FLYWHEEL	Bolt-flywheel fixing
015A 040	BOLT; FLYWHEEL	Bolt-flywheel fixing
015A 042		Thrust plate
015A 042	WASHER; THRUST, CR/SHF	Thrust plate
015A 042	WASHER; THRUST, CR/SHF	Thrust plate
015A 058		Bolt
015A 058	BOLT; CR/SHF PULLEY	Bolt
015A 058	BOLT; CR/SHF PULLEY	Bolt
015A 063		Piston
015A 063	PISTON	Piston
015A 063	PISTON	Piston
015A 063	PISTON	Piston
015A 068		Piston ring assembly
015A 068	RING SET; PISTON, STANDARD	Piston ring assembly
015A 068	RING SET; PISTON, STANDARD	Piston ring assembly
015A 073		Connecting rod bushing-upper



015A 073	METAL SET; CONN ROD,STANDARD	Connecting rod bushing-upper
015A 078		Connecting rod bushing assembly
015A 078	METAL; CONNROD	Connecting rod bushing assembly
015A 083		Piston pin
015A 083	PIN; PISTON	Piston pin
015A 083	PIN; PISTON	Piston pin
015A 084		Connecting rod assembly
015A 084	ROD ASM; CONN	Connecting rod assembly
015A 084	ROD ASM; CONN	Connecting rod assembly
015A 084	ROD ASM; CONN	Connecting rod assembly
015A 085		Lining--connecting rod's small end
015A 085	BUSHING; CONNROD	Lining--connecting rod's small end
015A 085	BUSHING; CONNROD	Lining--connecting rod's small end
015A 086		Bolt--connecting rod
015A 086	BOLT; CONNROD	Bolt--connecting rod
015A 086	BOLT; CONNROD	Bolt--connecting rod
015A 088		Nut
015A 088	NUT; CONNROD	Nut
015A 108		Snap ring
015A 108	RING; SNAP,BRG SET	Snap ring
015A 108	RING; SNAP,BRG SET	Snap ring
015A 126		Circlip
015A 126	RING; SNAP,PISTON PIN	Circlip
015A 126	RING; SNAP,PISTON PIN	Circlip
015A 149		Clogging
015A 149	PLUG	Clogging
015A 193		Positioning pin
015A 193	PIN; FLANGE	Positioning pin
015A 194		Bolt
015A 194	BOLT; CRANKING	Bolt
015A 197		WASHER
015A 197	WASHER; PL,FAN DRIVE	WASHER



020A 001
 020A 001 CASE; TIMING GEAR
 020A 002
 020A 002 HOUSING; FLYWHEEL
 020A 002 HOUSING; FLYWHEEL
 020A 018
 020A 018 GASKET; BRG CASE,DRIVE SHAFT
 020A 019
 020A 019 BOLT; BRG CASE
 020A 020
 020A 020 NUT; BRG CASE
 020A 029
 020A 029 KEY; COUPLING
 020A 035
 020A 035 SEAL; OIL,CRANKSHAFT FRT
 020A 035 SEAL; OIL,CRANKSHAFT FRT
 020A 036
 020A 036 BOLT; GEAR CASE
 020A 036 BOLT; GEAR CASE
 020A 036 BOLT; GEAR CASE
 020A 036 BOLT; GEAR CASE
 020A 036 BOLT; GEAR CASE
 020A 036 BOLT; GEAR CASE
 020A 037
 020A 037 WASHER; PL,GEAR CASE
 020A 042
 020A 042 DOWEL; GEAR CASE COVER
 020A 046
 020A 046 STUD; BRG COVER,RR
 020A 049
 020A 049 GASKET; GEAR CASE TO COVER
 020A 051
 020A 051 BOLT; GEAR CASE COVER

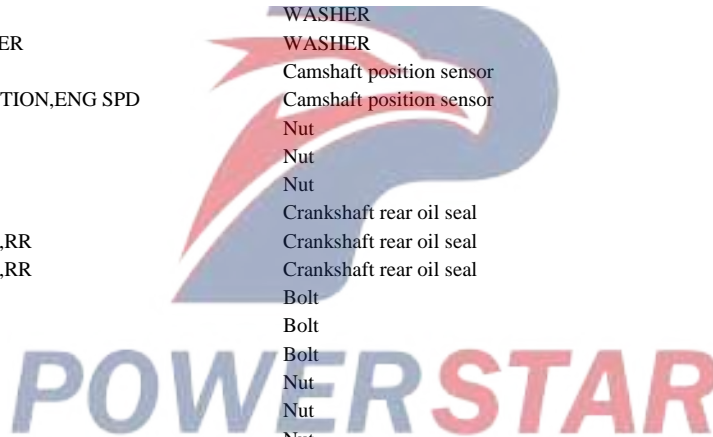
Gear chamber assembly
 Gear chamber assembly
 Flywheel housing assembly
 Flywheel housing assembly
 Flywheel housing assembly
 Seal ring
 Seal ring
 Bolt
 Bolt
 Nut
 Nut
 Key
 Key
 Front oil seal
 Front oil seal
 Front oil seal
 Bolt
 Bolt
 Bolt
 Bolt
 Bolt
 Bolt
 Bolt
 WASHER
 WASHER
 Locating sleeve
 Locating sleeve
 Stud
 Stud
 Gasket
 Gasket
 Bolt
 Bolt



POWERSTAR

020A 051 BOLT; GEAR CASE COVER
 020A 051 BOLT; GEAR CASE COVER
 020A 051 BOLT; GEAR CASE COVER
 020A 054
 020A 054 COVER; GEAR CASE
 020A 062
 020A 062 BOLT; COVER
 020A 062 BOLT; COVER
 020A 083
 020A 083 WASHER; PL,COVER
 020A 115
 020A 115 SENSOR; REVOLUTION,ENG SPD
 020A 169
 020A 169 NUT; COVER
 020A 169 NUT; COVER
 020A 175
 020A 175 SEAL; OIL,CR/SHF,RR
 020A 175 SEAL; OIL,CR/SHF,RR
 020A 177
 020A 177 BOLT; SENSOR
 020A 177 BOLT; SENSOR
 020A 205
 020A 205 NUT; HSG
 020A 205 NUT; HSG
 020A 207
 020A 207 STUD; ENG FOOT
 020A 207 STUD; ENG FOOT
 020A 208
 020A 208 DOWEL; ENG FOOT
 020A 208 DOWEL; ENG FOOT
 020A 210
 020A 210 GROMMET; HSG

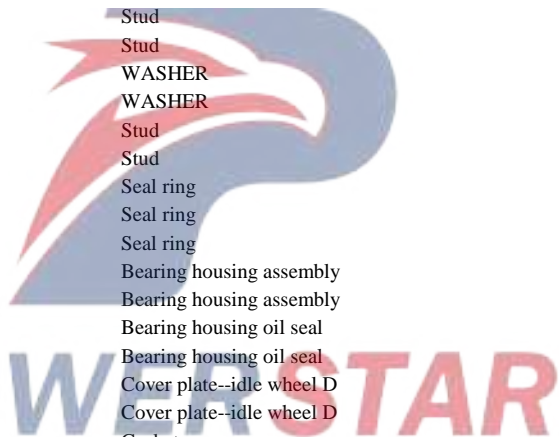
Bolt
 Bolt
 Bolt
 Cover-gear
 Cover-gear
 Bolt
 Bolt
 Bolt
 WASHER
 WASHER
 Camshaft position sensor
 Camshaft position sensor
 Nut
 Nut
 Nut
 Crankshaft rear oil seal
 Crankshaft rear oil seal
 Crankshaft rear oil seal
 Bolt
 Bolt
 Bolt
 Nut
 Nut
 Nut
 Stud
 Stud
 Stud
 Locating sleeve--engine support installation
 Locating sleeve--engine support installation
 Locating sleeve--engine support installation
 Clogging
 Clogging



020A 211		Bolt
020A 211	BOLT; HSG	Bolt
020A 211	BOLT; HSG	Bolt
020A 211	BOLT; HSG	Bolt
020A 211	BOLT; HSG	Bolt
020A 211	BOLT; HSG	Bolt
020A 211	BOLT; HSG	Bolt
020A 211	BOLT; HSG	Bolt
020A 211	BOLT; HSG	Bolt
020A 211	BOLT; HSG	Bolt
020A 211	BOLT; HSG	Bolt
020A 211	BOLT; HSG	Bolt
020A 213		Indicator--timing check
020A 213	POINTER; FLYWHEEL HSG	Indicator-- timing check
020A 213	POINTER; FLYWHEEL HSG	Indicator--timing check
020A 219		Cover-flywheel housing check hole
020A 219	COVER; POINTER	Cover-flywheel housing check hole
020A 220		Plug--gear check hole
020A 220	PLUG; GEAR CHECK HOLE	Plug--gear check hole
020A 224		Stud
020A 224	STUD; STARTER	Stud
020A 224	STUD; STARTER	Stud
020A 226		Stud
020A 226	STUD; HSG	Stud
020A 228		Stud
020A 228	STUD; AIR CMPR	Stud
020A 229		Cover plate--timing check hole
020A 229	COVER; TIMING CHECK HOLE	Cover plate--timing check hole
020A 235		Seal gasket
020A 235	GASKET; PLUG GEAR CHECK HOLE	Seal gasket
020A 241		WASHER
020A 241	WASHER; PL,HSG	WASHER
020A 241	WASHER; PL,HSG	WASHER
020A 247		WASHER



020A 247	WASHER; LK.POINTER,FLYWHEEL HSG	WASHER
020A 254		STUD; POINTER & COVER
020A 254	STUD; POINTER & COVER	STUD; POINTER & COVER
020A 254	STUD; POINTER & COVER	STUD; POINTER & COVER
020A 255		Stud
020A 255	STUD; RELAY LEVER BRKT	Stud
020A 268		Front cover plate assembly
020A 268	COVER; FRT	Front cover plate assembly
020A 270		Stud
020A 270	STUD; FRT COVER	Stud
020A 278		WASHER
020A 278	WASHER; COVER FIX	WASHER
020A 331		Stud
020A 331	STUD; P/S PUMP	Stud
020A 356		Seal ring
020A 356	GASKET; COVER	Seal ring
020A 356	GASKET; COVER	Seal ring
020A 404		Bearing housing assembly
020A 404	CASE ASM; BRG,INJ PUMP	Bearing housing assembly
020A 405		Bearing housing oil seal
020A 405	SEAL; OIL,BRG CASE	Bearing housing oil seal
020A 416		Cover plate--idle wheel D
020A 416	COVER; IDLE GEAR	Cover plate--idle wheel D
020A 485		Gasket
020A 485	GASKET; SENSOR	Gasket
020A 485	GASKET; SENSOR	Gasket
020A 622		Camshaft position sensor
020A 622	SENSOR; ENG SPD & TDC	Camshaft position sensor
020A 631		Bearing cover
020A 631	COVER; BEARING	Bearing cover
022A 001		Rubber pad
022A 001	RUBBER; ENG FOOT,FRT	Rubber pad



022A 001	RUBBER; ENG FOOT,FRT	Rubber pad
022A 002		Front support--engine
022A 002	FOOT; ENG	Front support--engine
022A 002	FOOT; ENG	Front support--engine
022A 002	FOOT; ENG	Front support--engine
022A 002	FOOT; ENG	Front support--engine
022A 002	FOOT; ENG	Front support--engine
022A 002	FOOT; ENG	Front support--engine
022A 011		Support-engine mounting
022A 011	BRACKET; CUSHION RUBBER,FRT	Support-engine mounting
022A 011	BRACKET; CUSHION RUBBER,FRT	Support-engine mounting
022A 011	BRACKET; CUSHION RUBBER,FRT	Support-engine mounting
022A 018		WASHER
022A 018	WASHER; PL,ENG FOOT	WASHER
022A 018	WASHER; PL,ENG FOOT	WASHER
022A 020		Bolt-engine's front bracket
022A 020	BOLT; ENG FOOT	Bolt-engine's front bracket
022A 020	BOLT; ENG FOOT	Bolt-engine's front bracket
022A 020	BOLT; ENG FOOT	Bolt-engine's front bracket
022A 020	BOLT; ENG FOOT	Bolt-engine's front bracket
022A 025		Bolt
022A 025	BOLT; CUSHION RUBBER TO BRKT	Bolt
022A 025	BOLT; CUSHION RUBBER TO BRKT	Bolt
022A 027		Nut
022A 027	NUT; CUSHION RUBBER TO ENG FOOT	Nut
022A 028		Spring washer
022A 028	WASHER; LK,SUPPORT BRKT	Spring washer
022A 029		Locking plate
022A 029	PLATE; LK,CUSHION RUBBER,FRT	Locking plate
022A 030		Bolt
022A 030	BOLT; BRKT TO FRAME	Bolt
022A 031		Spring washer



022A 031	WASHER; LK,BRKT TO FRAME	Spring washer
022A 032		WASHER
022A 032	WASHER; PL,BRKT TO FRAME	WASHER
022A 033		Nut
022A 033	NUT; CUSHION RUBBER TO BRKT	Nut
022A 043		WASHER
022A 043	WASHER; ENG FOOT	WASHER
022A 044		WASHER
022A 044	WASHER; LK,ENG FOOT	WASHER
022A 044	WASHER; LK,ENG FOOT	WASHER
022A 045		Bolt
022A 045	BOLT; CUSHION RUBBER TO FRAME	Bolt
022A 045	BOLT; CUSHION RUBBER TO FRAME	Bolt
022A 052		Rear rubber pad assembly – for engine installation
022A 052	RUBBER; CUSHION,ENG MTG,RR	Rear rubber pad assembly – for engine installation
022A 052	RUBBER; CUSHION,ENG MTG,RR	Rear rubber pad assembly – for engine installation
022A 052	RUBBER; CUSHION,ENG MTG,RR	Rear rubber pad assembly – for engine installation
022A 052	RUBBER; CUSHION,ENG MTG,RR	Rear rubber pad assembly – for engine installation
022A 073		Spring washer
022A 073	WASHER; LK,CUSHION RUBBER TO FRAME	Spring washer
022A 076		Stop block
022A 076	STOPPER; ENG MTG RUBBER	Stop block
022A 077		Bolt
022A 077	BOLT; STOPPER	Bolt
022A 104		WASHER
022A 104	WASHER; PL,CUSHION RUBBER	WASHER
022A 104	WASHER; PL,CUSHION RUBBER	WASHER
022A 111		Spring washer
022A 111	WASHER; LK,CUSHION RUBBER TO BRKT	Spring washer
022A 125		Nut
022A 125	NUT; ENG FOOT	Nut
022A 198		WASHER




022A 198 WASHER; PL,CUSHION TO BRKT,RR
025A 001
025A 001 MANIFOLD; INL
025A 002
025A 002 COVER; INL
025A 003
025A 003 DUCT; INT
025A 003 DUCT; INT
025A 007
025A 007 GASKET; INL MANIF TO HD
025A 007 GASKET; INL MANIF TO HD
025A 013
025A 013 BOLT; INL MANIF
025A 013 BOLT; INL MANIF
025A 020
025A 020 NUT; INL MANIF
025A 030
025A 030 CUP; SEALING,INL MANIF
025A 030 CUP; SEALING,INL MANIF
025A 041
025A 041 DUCT; INT COVER
025A 050
025A 050 PIPE; INL
025A 050 PIPE; INL
025A 053
025A 053 BOLT; INL PIPE
025A 053 BOLT; INL PIPE
025A 094
025A 094 BOLT
025A 104
025A 104 SCREW
025A 104 SCREW

WASHER
Intake manifold assembly
Intake manifold assembly
Intake manifold assembly
Intake manifold assembly
Hard pipe-air inlet
Hard pipe-air inlet
Hard pipe-air inlet
Gasket--air intake cover plate
Gasket--air intake cover plate
Gasket--air intake cover plate
Bolt
Bolt
Bolt
Nut
Nut
Seal cover
Seal cover
Seal cover
Air intake pipe
Air intake pipe
Air intake pipe assembly
Air intake pipe assembly
Air intake pipe assembly
Bolt
Bolt
Bolt
Bolt-sensor
Bolt-sensor
Screw
Screw
Screw



025A 121		Support-air intake pipe
025A 121	BRACKET	Support-air intake pipe
025A 122		Bolt
025A 122	BOLT; BRKT	Bolt
025A 153		Seal gasket
025A 153	GASKET; PLUG,INT DUCT	Seal gasket
025A 170		Bolt
025A 170	BOLT; BRKT	Bolt
025A 281		Nut
025A 281	NUT; INL COVER	Nut
025A 298		Air intake pipe-from booster
025A 298	PIPE; INL,TURBOCHARGER TO INL COVER	Air intake pipe-from booster
025A 300		Air intake pipe
025A 300	COVER; INL MANIF	Air intake pipe
025A 301		Seal gasket
025A 301	GASKET; INL MANIF COVER	Seal gasket
025A 302		Bolt
025A 302	BOLT; INL MANIF COVER	Bolt
025A 323		Bolt
025A 323	BOLT; DUCT	Bolt
025A 323	BOLT; DUCT	Bolt
025A 517		Connector
025A 517	CONNECTOR; INL PIPE	Connector
025A 562		Bolt
025A 562	BOLT; INL DUCT	Bolt
025A 562	BOLT; INL DUCT	Bolt
025A 562	BOLT; INL DUCT	Bolt
025A 562	BOLT; INL DUCT	Bolt
025A 568		Bolt
025A 568	BOLT; PIPE	Bolt
025A 568	BOLT; PIPE	Bolt
025A 634		Hard pipe-air inlet



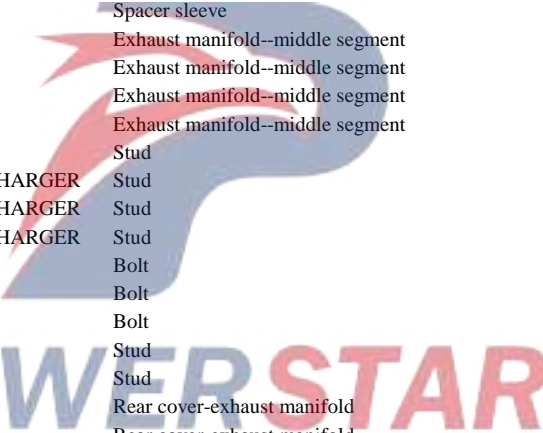
POWERSTAR

025A 634 DUCT ASM; INTAKE
 025A 756
 025A 756 GASKET; INTAKE,THROTTLE
 025A 761
 025A 761 SENSOR; MANIF
 025A 761 SENSOR; MANIF
 025A 773
 025A 773 BRACKET; INL DUCT
 025A 775
 025A 775 GASKET; MIXING CHAMBER
 025A 776
 025A 776 DOWEL; MIXING CHAMBER
 025A 779
 025A 779 BOLT; SENSOR
 025A 781
 025A 781 GASKET; SENSOR
 025A 781 GASKET; SENSOR
 025A 782
 025A 782 ADAPTER; SENSOR
 025A 782 ADAPTER; SENSOR
 027A 001
 027A 001 MANIFOLD; EXHAUST
 027A 001 MANIFOLD; EXHAUST
 027A 002
 027A 002 GASKET; EXH MANIF TO HD
 027A 002 GASKET; EXH MANIF TO HD
 027A 005
 027A 005 MANIFOLD; EXH,FRT
 027A 006
 027A 006 MANIFOLD; EXH,RR
 027A 007
 027A 007 RING; SEAL,EXH MANIF

Hard pipe-air inlet
 Gasket--throttle valve
 Gasket--throttle valve
 Hot-film mass air flow sensor
 Hot-film mass air flow sensor
 Hot-film mass air flow sensor
 Support--air intake pipe
 Support--air intake pipe
 Seal ring
 Seal ring
 Locating sleeve
 Locating sleeve
 Bolt
 Bolt
 Seal ring
 Seal ring
 Seal ring
 Seal ring
 Connector - sensor
 Connector - sensor
 Connector - sensor
 Exhaust manifold
 Exhaust manifold
 Exhaust manifold
 Gasket--Exhaust manifold
 Gasket--Exhaust manifold
 Gasket--Exhaust manifold
 Exhaust manifold assembly
 Exhaust manifold assembly
 Exhaust manifold assembly
 Exhaust manifold assembly
 Seal ring-exhaust pipe
 Seal ring-exhaust pipe

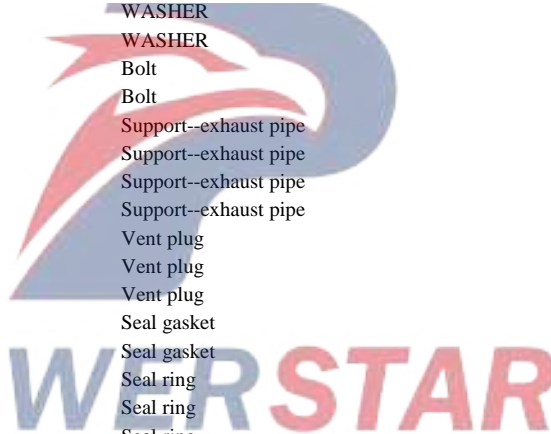


027A 007	RING; SEAL,EXH MANIF	Seal ring-exhaust pipe
027A 007	RING; SEAL,EXH MANIF	Seal ring-exhaust pipe
027A 007	RING; SEAL,EXH MANIF	Seal ring-exhaust pipe
027A 018		Nut
027A 018	NUT; EXH MANIF	Nut
027A 018	NUT; EXH MANIF	Nut
027A 034		Spacer sleeve
027A 034	COLLAR; DIST,EXH MANIF	Spacer sleeve
027A 034	COLLAR; DIST,EXH MANIF	Spacer sleeve
027A 047		Exhaust manifold--middle segment
027A 047	MANIFOLD; EXH,CENTER	Exhaust manifold--middle segment
027A 047	MANIFOLD; EXH,CENTER	Exhaust manifold--middle segment
027A 047	MANIFOLD; EXH,CENTER	Exhaust manifold--middle segment
027A 049		Stud
027A 049	STUD; CENTER MANIF TO TURBOCHARGER	Stud
027A 049	STUD; CENTER MANIF TO TURBOCHARGER	Stud
027A 049	STUD; CENTER MANIF TO TURBOCHARGER	Stud
027A 055		Bolt
027A 055	BOLT; BRKT	Bolt
027A 055	BOLT; BRKT	Bolt
027A 058		Stud
027A 058	STUD; HEAT PROTECTOR	Stud
027A 082		Rear cover-exhaust manifold
027A 082	COVER; RR EXH MANIF	Rear cover-exhaust manifold
027A 083		Gasket
027A 083	GASKET; CVR,RR EXH MANIF	Gasket
027A 131		Bolt
027A 131	BOLT; MTG	Bolt
027A 142		Gasket
027A 142	GASKET; WASTE GATE VLV	Gasket
027A 142	GASKET; WASTE GATE VLV	Gasket
027A 151		Nut




POWERSTAR

027A 151	NUT; WASTE GATE VLV	Nut
027A 151	NUT; WASTE GATE VLV	Nut
027A 155		Seal ring-exhaust pipe
027A 155	RING; SEAL,EXH MANIF	Seal ring-exhaust pipe
027A 155	RING; SEAL,EXH MANIF	Seal ring-exhaust pipe
027A 155	RING; SEAL,EXH MANIF	Seal ring-exhaust pipe
027A 155	RING; SEAL,EXH MANIF	Seal ring-exhaust pipe
027A 177		WASHER
027A 177	WASHER; PL	WASHER
027A 177	WASHER; PL	WASHER
027A 211		Bolt
027A 211	BOLT; COVER	Bolt
027A 219		Support--exhaust pipe
027A 219	BRACKET; DUCT	Support--exhaust pipe
027A 219	BRACKET; DUCT	Support--exhaust pipe
027A 219	BRACKET; DUCT	Support--exhaust pipe
027A 219	BRACKET; DUCT	Support--exhaust pipe
028A 001		Vent plug
028A 001	BREATHER; AIR	Vent plug
028A 001	BREATHER; AIR	Vent plug
028A 003		Vent plug
028A 003	GASKET; BODY TO CAP	Seal gasket
028A 009		Seal gasket
028A 009	GASKET; AIR BREATHER	Seal ring
028A 009	GASKET; AIR BREATHER	Seal ring
028A 009	GASKET; AIR BREATHER	Seal ring
028A 010		Seal ring
028A 010	CLIP; AIR BREATHER	Pipe clamp
028A 010	CLIP; AIR BREATHER	Pipe clamp
028A 010	CLIP; AIR BREATHER	Pipe clamp
028A 010	CLIP; AIR BREATHER	Pipe clamp
028A 011		Pipe clamp
028A 011	HOSE; RUBBER,AIR	Hose-PVC
028A 023		Hose-PVC
028A 023	HOSE; RUBBER,VENTILATOR PIPE	Hose assembly-ventilation
028A 023	HOSE; RUBBER,VENTILATOR PIPE	Hose assembly-ventilation

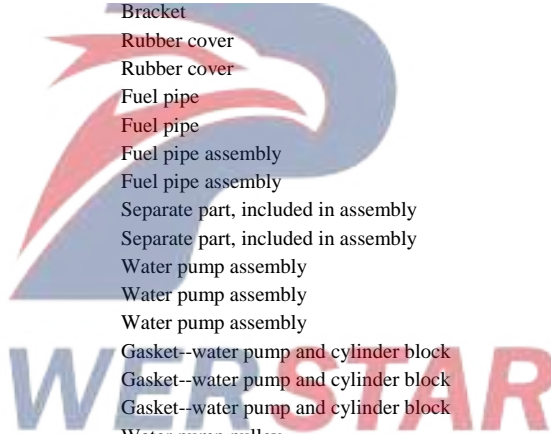


028A 023	HOSE; RUBBER,VENTILATOR PIPE	Hose assembly-ventilation
028A 024		Pipe clamp
028A 024	CLIP; RUBBER HOSE,VENTILATOR	Pipe clamp
028A 024	CLIP; RUBBER HOSE,VENTILATOR	Pipe clamp
028A 024	CLIP; RUBBER HOSE,VENTILATOR	Pipe clamp
028A 024	CLIP; RUBBER HOSE,VENTILATOR	Pipe clamp
028A 084		Bolt
028A 084	BOLT; PIPE CLIP,VENTILATOR	Bolt
028A 086		Bolt
028A 086	BOLT; BREATHER PIPE	Bolt
028A 086	BOLT; BREATHER PIPE	Bolt
028A 090		Clip
028A 090	CLIP; RUBBER HOSE	Clip
028A 091		Bolt
028A 091	BOLT; AIR BREATHER	Bolt
028A 091	BOLT; AIR BREATHER	Bolt
028A 097		Bracket
028A 097	BRACKET; HOSE	Bracket
028A 097	BRACKET; HOSE	Bracket
028A 106		Bolt
028A 106	BOLT; DRAIN PIPE	Bolt
028A 110		Seal ring
028A 110	GASKET; PIPE	Seal ring
028A 151		Separator assembly—oil vapor
028A 151	SEPARATOR; OIL,PCV	Separator assembly—oil vapor
028A 178		Bolt
028A 178	BOLT; PIPE	Bolt
028A 188		Bolt
028A 188	BOLT; BRKT	Bolt
028A 188	BOLT; BRKT	Bolt
028A 188	BOLT; BRKT	Bolt
028A 261		Bolt

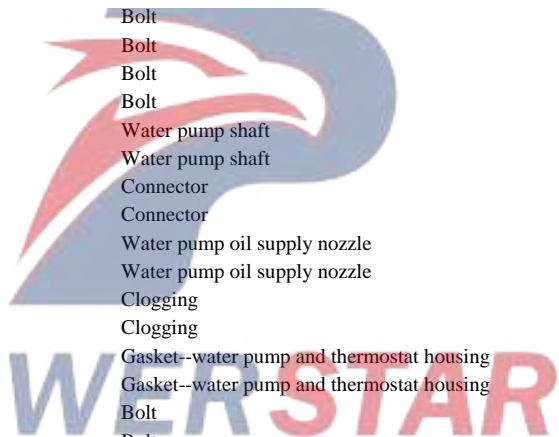


POWERSTAR


028A 261	BOLT; SEPARATOR	Bolt
028A 262		Bracket
028A 262	BRACKET; OIL SEPARATOR	Bracket
028A 263		Bolt
028A 263	BOLT; BRKT,OIL SEPARATOR	Bolt
028A 263	BOLT; BRKT,OIL SEPARATOR	Bolt
028A 272		Bracket
028A 272	BRACKET; PIPE	Bracket
028A 272	BRACKET; PIPE	Bracket
028A 275		Rubber cover
028A 275	CAP; PCV	Rubber cover
028A 279		Fuel pipe
028A 279	HOSE; RUBBER,OIL DRAIN	Fuel pipe
028A 309		Fuel pipe assembly
028A 309	PIPE ASM; OIL SEPARATOR	Fuel pipe assembly
028A 318		Separate part, included in assembly
028A 318	ELEMENT KIT; PCV	Separate part, included in assembly
030A 002		Water pump assembly
030A 002	PUMP ASM; WATER	Water pump assembly
030A 002	PUMP ASM; WATER	Water pump assembly
030A 003		Gasket--water pump and cylinder block
030A 003	GASKET; PUMP TO C/BL	Gasket--water pump and cylinder block
030A 003	GASKET; PUMP TO C/BL	Gasket--water pump and cylinder block
030A 007		Water pump pulley
030A 007	PULLEY; WATER PUMP	Water pump pulley
030A 007	PULLEY; WATER PUMP	Water pump pulley
030A 009		Water pump's snap ring
030A 009	RING; SNAP,WATER PUMP	Water pump's snap ring
030A 010		Water pump bearing
030A 010	BEARING; WATER PUMP	Water pump bearing
030A 010	BEARING; WATER PUMP	Water pump bearing
030A 011		Water pump bearing spacer



030A 011	SPACER; BRG,WATER PUMP	Water pump bearing spacer
030A 016		Water pump's oil seal
030A 016	SEAL; OIL,WATER PUMP	Water pump's oil seal
030A 016	SEAL; OIL,WATER PUMP	Water pump's oil seal
030A 017		Water pump's sealing device
030A 017	SEAL UNIT; WATER PUMP	Water pump's sealing device
030A 018		Water pump vane
030A 018	IMPELLER; WATER PUMP	Water pump vane
030A 024		Bolt
030A 024	BOLT; WATER PUMP	Bolt
030A 024	BOLT; WATER PUMP	Bolt
030A 024	BOLT; WATER PUMP	Bolt
030A 029		Water pump shaft
030A 029	SHAFT; WATER PUMP	Water pump shaft
030A 045		Connector
030A 045	JOINT; HTR HOSE,WATER PUMP	Connector
030A 055		Water pump oil supply nozzle
030A 055	NOZZLE; OIL FEED,WATER PUMP	Water pump oil supply nozzle
030A 058		Clogging
030A 058	PLUG; HTR	Clogging
030A 072		Gasket--water pump and thermostat housing
030A 072	GASKET; PUMP TO THERMO HSG	Gasket--water pump and thermostat housing
030A 095		Bolt
030A 095	BOLT; BRKT	Bolt
030A 095	BOLT; BRKT	Bolt
030A 095	BOLT; BRKT	Bolt
030A 100		Connector
030A 100	JOINT; HTR	Connector
030A 101		Pipe clamp
030A 101	CLIP; WATER PIPE	Pipe clamp
030A 104		Seal ring
030A 104	GASKET; WATER PUMP	Seal ring

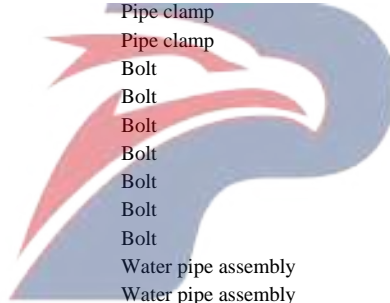


030A 133		Water pipe
030A 133	HOSE; RUBBER,WATER PIPE	Water pipe
030A 133	HOSE; RUBBER,WATER PIPE	Water pipe
030A 138		Clip
030A 138	CLIP; RUBBER HOSE	Clip
030A 138	CLIP; RUBBER HOSE	Clip
031A 001		Thermostat
031A 001	THERMOSTAT	Thermostat
031A 001	THERMOSTAT	Thermostat
031A 002		Thermostat housing assembly
031A 002	HOUSING; THERMOSTAT	Thermostat housing assembly
031A 002	HOUSING; THERMOSTAT	Thermostat housing assembly
031A 012		Bolt
031A 012	BOLT; HSG	Bolt
031A 012	BOLT; HSG	Bolt
031A 014		Clogging
031A 014	PLUG; SW	Clogging
031A 020		Seal ring
031A 020	RING; SEAL	Seal ring
031A 020	RING; SEAL	Seal ring
031A 030		Spacer sleeve assembly
031A 030	SPACER	Spacer sleeve assembly
031A 049		Water inlet pipe assembly
031A 049	PIPE; WATER OUTLET	Water inlet pipe assembly
031A 050		Bolt
031A 050	BOLT; OUTLET PIPE	Bolt
031A 050	BOLT; OUTLET PIPE	Bolt
031A 060		Seal ring
031A 060	GASKET; OUTLET PIPE	Seal ring
031A 060	GASKET; OUTLET PIPE	Seal ring
031A 065		Gasket-thermostat housing and cylinder block
031A 065	GASKET; HSG TO HD	Gasket-thermostat housing and cylinder block



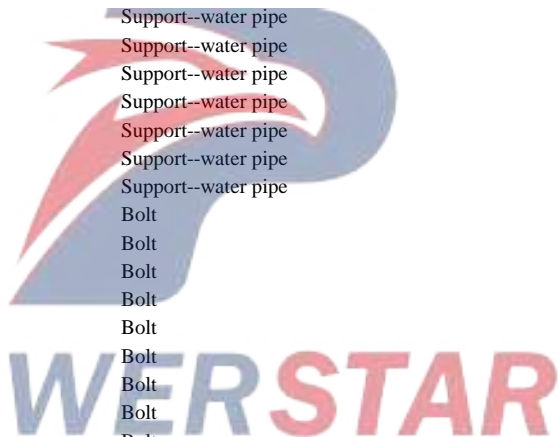
POWERSTAR

031A 066		Seal gasket
031A 066	GASKET; THERMOSTAT HSG	Seal gasket
031A 066	GASKET; THERMOSTAT HSG	Seal gasket
031A 067		Water outlet pipe assembly
031A 067	DUCT; WATER,OUTLET	Water outlet pipe assembly
031A 079		Pipe clamp
031A 079	CLIP; RUBBER HOSE	Pipe clamp
031A 084		Pipe clamp
031A 084	CLIP; WATER PIPE	Pipe clamp
031A 084	CLIP; WATER PIPE	Pipe clamp
031A 085		Bolt
031A 085	BOLT; CLIP	Bolt
031A 100		Bolt
031A 100	BOLT; WATER PIPE	Bolt
031A 101		Bolt
031A 101	BOLT; PIPE	Bolt
031A 101	BOLT; PIPE	Bolt
031A 119		Water pipe assembly
031A 119	PIPE; HTR	Water pipe assembly
031A 134		Pipe clamp
031A 134	CLIP; RUBBER HOSE	Pipe clamp
031A 134	CLIP; RUBBER HOSE	Pipe clamp
031A 138		Seal ring
031A 138	GASKET; WATER PIPE	Seal ring
031A 214		Support-wiring harness
031A 214	BRACKET; HARNESS	Support-wiring harness
031A 294		Pipe clamp
031A 294	CLIP; HTR PIPE	Pipe clamp
031A 295		Water pipe
031A 295	HOSE; RUBBER,HTR	Water pipe
031A 300		Seal gasket
031A 300	GASKET; SPACER	Seal gasket



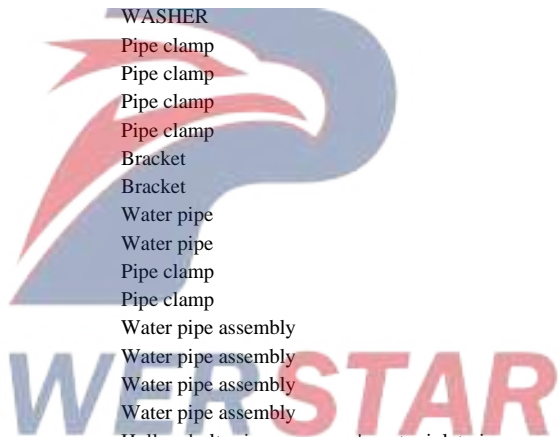
POWER STAR

032A 001		Water pipe assembly
032A 001	PIPE; WATER PUMP,INL	Water pipe assembly
032A 021		Bolt
032A 021	BOLT; WATER HOSE	Bolt
032A 024		Support--water pipe
032A 024	BRACKET; WATER PIPE	Support--water pipe
032A 024	BRACKET; WATER PIPE	Support--water pipe
032A 024	BRACKET; WATER PIPE	Support--water pipe
032A 024	BRACKET; WATER PIPE	Support--water pipe
032A 024	BRACKET; WATER PIPE	Support--water pipe
032A 024	BRACKET; WATER PIPE	Support--water pipe
032A 024	BRACKET; WATER PIPE	Support--water pipe
032A 024	BRACKET; WATER PIPE	Support--water pipe
032A 024	BRACKET; WATER PIPE	Support--water pipe
032A 024	BRACKET; WATER PIPE	Support--water pipe
032A 031		Bolt
032A 031	BOLT; CLIP	Bolt
032A 031	BOLT; CLIP	Bolt
032A 031	BOLT; CLIP	Bolt
032A 031	BOLT; CLIP	Bolt
032A 033		Bolt
032A 033	BOLT; BRKT	Bolt
032A 033	BOLT; BRKT	Bolt
032A 033	BOLT; BRKT	Bolt
032A 033	BOLT; BRKT	Bolt
032A 033	BOLT; BRKT	Bolt
032A 033	BOLT; BRKT	Bolt
032A 033	BOLT; BRKT	Bolt
032A 037		Seal gasket
032A 037	GASKET; WATER PIPE	Seal gasket
032A 037	GASKET; WATER PIPE	Seal gasket
032A 048		Seal ring




032A 048 GASKET; PIPE TO PUMP
 032A 050
 032A 050 BOLT; WATER PIPE INL
 032A 050 BOLT; WATER PIPE INL
 032A 050 BOLT; WATER PIPE INL
 032A 056
 032A 056 PIPE; WATER OUTLET
 032A 057
 032A 057 WASHER; ADAPTER
 032A 058
 032A 058 CLIP; RUBBER HOSE
 032A 058 CLIP; RUBBER HOSE
 032A 058 CLIP; RUBBER HOSE
 032A 063
 032A 063 BRACKET; WATER PIPE
 032A 087
 032A 087 HOSE; RUBBER,HTR
 032A 088
 032A 088 CLIP; HOSE,HTR
 032A 089
 032A 089 PIPE; WATER,AIR CMPR,IN
 032A 089 PIPE; WATER,AIR CMPR,IN
 032A 089 PIPE; WATER,AIR CMPR,IN
 032A 090
 032A 090 BOLT; EYE,WATER PIPE,AIR CMPR
 032A 090 BOLT; EYE,WATER PIPE,AIR CMPR
 032A 090 BOLT; EYE,WATER PIPE,AIR CMPR
 032A 090 BOLT; EYE,WATER PIPE,AIR CMPR
 032A 091
 032A 091 GASKET; WATER PIPE,AIR CMPR
 032A 091 GASKET; WATER PIPE,AIR CMPR
 032A 091 GASKET; WATER PIPE,AIR CMPR

Seal ring
 Bolt
 Bolt
 Bolt
 Bolt
 Water pipe
 Water pipe
 WASHER
 WASHER
 Pipe clamp
 Pipe clamp
 Pipe clamp
 Pipe clamp
 Bracket
 Bracket
 Water pipe
 Water pipe
 Pipe clamp
 Pipe clamp
 Water pipe assembly
 Water pipe assembly
 Water pipe assembly
 Water pipe assembly
 Hollow bolt--air compressor's water inlet pipe
 Hollow bolt--air compressor's water inlet pipe
 Hollow bolt--air compressor's water inlet pipe
 Hollow bolt--air compressor's water inlet pipe
 Hollow bolt--air compressor's water inlet pipe
 Gasket--hollow bolt
 Gasket--hollow bolt
 Gasket--hollow bolt
 Gasket--hollow bolt



032A 091	GASKET; WATER PIPE,AIR CMPR	Gasket--hollow bolt
032A 091	GASKET; WATER PIPE,AIR CMPR	Gasket--hollow bolt
032A 092		Water pipe assembly
032A 092	PIPE; WATER,AIR CMPR,OUT	Water pipe assembly
032A 092	PIPE; WATER,AIR CMPR,OUT	Water pipe assembly
032A 094		Pipe clamp
032A 094	CLIP; WATER PIPE	Pipe clamp
032A 094	CLIP; WATER PIPE	Pipe clamp
032A 094	CLIP; WATER PIPE	Pipe clamp
032A 094	CLIP; WATER PIPE	Pipe clamp
032A 094	CLIP; WATER PIPE	Pipe clamp
032A 094	CLIP; WATER PIPE	Pipe clamp
032A 094	CLIP; WATER PIPE	Pipe clamp
032A 094	CLIP; WATER PIPE	Pipe clamp
032A 095		Bolt
032A 095	BOLT; CLIP	Bolt
032A 095	BOLT; CLIP	Bolt
032A 095	BOLT; CLIP	Bolt
032A 095	BOLT; CLIP	Bolt
032A 095	BOLT; CLIP	Bolt
032A 104		Water pipe
032A 104	PIPE; WATER CHARGE	Water pipe
032A 104	PIPE; WATER CHARGE	Water pipe
032A 104	PIPE; WATER CHARGE	Water pipe
032A 104	PIPE; WATER CHARGE	Water pipe
032A 107		Bolt
032A 107	BOLT; WATER PIPE	Bolt
032A 107	BOLT; WATER PIPE	Bolt
032A 108		Bracket
032A 108	BRACKET; WATER CHARGE	Bracket
032A 109		Air leakage pipe of thermostat housing
032A 109	PIPE; AIR,LEAK,THERMOSTAT HSG	Air leakage pipe of thermostat housing



POWERSTAR

032A 109	PIPE; AIR,LEAK,THERMOSTAT HSG	Air leakage pipe of thermostat housing
032A 109	PIPE; AIR,LEAK,THERMOSTAT HSG	Air leakage pipe of thermostat housing
032A 110		Pipe clamp
032A 110	CLIP; AIR PIPE	Pipe clamp
032A 110	CLIP; AIR PIPE	Pipe clamp
032A 110	CLIP; AIR PIPE	Pipe clamp
032A 110	CLIP; AIR PIPE	Pipe clamp
032A 111		Hollow bolt
032A 111	BOLT; EYE,LEAK,THERMOSTAT HSG	Hollow bolt
032A 112		Gasket
032A 112	GASKET; EYE BOLT	Gasket
032A 112	GASKET; EYE BOLT	Gasket
032A 113		Water pipe
032A 113	HOSE; RUBBER,AIR LEAK	Water pipe
032A 115		Water pipe
032A 115	HOSE; RUBBER	Water pipe
032A 126		Seal gasket
032A 126	GASKET; CAP NUT	Seal gasket
032A 126	GASKET; CAP NUT	Seal gasket
032A 126	GASKET; CAP NUT	Seal gasket
032A 126	GASKET; CAP NUT	Seal gasket
032A 126	GASKET; CAP NUT	Seal gasket
032A 127		Hollow bolt
032A 127	BOLT; EYE	Hollow bolt
032A 127	BOLT; EYE	Hollow bolt
032A 127	BOLT; EYE	Hollow bolt
032A 127	BOLT; EYE	Hollow bolt
032A 138		Connector
032A 138	PIPE; WATER	Connector
032A 138	PIPE; WATER	Connector
032A 138	PIPE; WATER	Connector
032A 138	PIPE; WATER	Connector



032A 138 PIPE; WATER
 032A 146
 032A 146 BOLT; EYE
 032A 154
 032A 154 CLIP; WATER HOSE
 032A 157
 032A 157 CLIP; RUBBER HOSE
 032A 177
 032A 177 BOLT; WATER DUCT
 032A 180
 032A 180 GASKET; WATER DUCT
 032A 216
 032A 216 HOSE; WATER
 032A 216 HOSE; WATER
 032A 802
 032A 802 ADAPTER; WATER
 032A 806
 032A 806 CLAMP; HOSE
 032A 806 CLAMP; HOSE
 032A 807
 032A 807 INSULATOR; HOSE
 033A 001
 033A 001 FAN; COOLING
 033A 001 FAN; COOLING
 033A 007
 033A 007 COUPLING; FAN
 033A 007 COUPLING; FAN
 033A 024
 033A 024 BOLT; FAN
 033A 024 BOLT; FAN
 033A 025
 033A 025 BOLT; ADAPTER

Connector
 Hollow bolt
 Hollow bolt
 Pipe clamp
 Pipe clamp
 Pipe clamp
 Pipe clamp
 Bolt
 Bolt
 Seal ring
 Seal ring
 Water pipe
 Water pipe
 Water pipe
 Connector
 Connector
 Pipe clamp
 Pipe clamp
 Pipe clamp
 Hose sleeve
 Hose sleeve
 Fan assembly
 Fan assembly
 Fan assembly
 Coupling
 Coupling
 Coupling
 Bolt
 Bolt
 Bolt
 Bolt
 Bolt



033A 025 BOLT; ADAPTER
 033A 025 BOLT; ADAPTER
 033A 029
 033A 029 BOLT; COUPLING TO WATER PUMP
 033A 036
 033A 036 BELT; COOLING FAN
 033A 071
 033A 071 BOLT; ADJ PLATE,GEN
 033A 071 BOLT; ADJ PLATE,GEN
 033A 080
 033A 080 PLATE; ADJ
 033A 081
 033A 081 PIECE; SLIDING
 033A 081 PIECE; SLIDING
 033A 082
 033A 082 NUT; ADJ PLATE
 033A 085
 033A 085 NUT; AC GEN
 033A 086
 033A 086 BOLT; ADJ
 033A 086 BOLT; ADJ
 033A 088
 033A 088 WASHER; PL,ADJ PLATE
 033A 088 WASHER; PL,ADJ PLATE
 033A 137
 033A 137 BOLT; TENSION
 033A 185
 033A 185 BELT; GEN DRIVE
 033A 221
 033A 221 BOLT; IDLE PULLEY
 033A 221 BOLT; IDLE PULLEY
 033A 322

Bolt
 Bolt
 Bolt-coupler
 Bolt-coupler
 Belt - Generator
 Belt - Generator
 Bolt
 Bolt
 Bolt
 Adjustment plate--generator belt
 Adjustment plate--generator belt
 Pin
 Pin
 Pin
 Nut
 Nut
 Nut
 Nut
 Adjusting bolt
 Adjusting bolt
 Adjusting bolt
 WASHER
 WASHER
 WASHER
 Bolt
 Bolt
 Belt - Generator
 Belt - Generator
 Bolt
 Bolt
 Bolt
 Connector--fan coupler



033A 322	ADAPTER; COUPLING	Connector--fan coupler
033A 322	ADAPTER; COUPLING	Connector--fan coupler
033A 341		Adjustment plate--generator belt
033A 341	PLATE ASM; ADJUST	Adjustment plate--generator belt
036A 001		Turbocharger assembly
036A 001	TURBOCHARGER ASM	Turbocharger assembly
036A 001	TURBOCHARGER ASM	Turbocharger assembly
036A 002		Gasket
036A 002	GASKET; TURBOCHARGER TO EXH MANIF	Gasket
036A 002	GASKET; TURBOCHARGER TO EXH MANIF	Gasket
036A 003		Air pipe
036A 003	PIPE; EXH,TURBOCHARGER	Air pipe
036A 011		Nut
036A 011	NUT; TURBOCHARGER	Nut
036A 011	NUT; TURBOCHARGER	Nut
036A 011	NUT; TURBOCHARGER	Nut
036A 012		Stud
036A 012	STUD; TURBOCHARGER	Stud
036A 022		Air pipe assembly-air filter and booster
036A 022	DUCT; INL,ACL TO TURBOCHARGER	Air pipe assembly-air filter and booster
036A 022	DUCT; INL,ACL TO TURBOCHARGER	Air pipe assembly-air filter and booster
036A 022	DUCT; INL,ACL TO TURBOCHARGER	Air pipe assembly-air filter and booster
036A 022	DUCT; INL,ACL TO TURBOCHARGER	Air pipe assembly-air filter and booster
036A 024		WASHER
036A 024	WASHER; PL,PIPE	WASHER
036A 028		Thermal protection
036A 028	PROTECTOR; HEAT,HOSE,AIR DUCT	Thermal protection
036A 028	PROTECTOR; HEAT,HOSE,AIR DUCT	Thermal protection
036A 029		BRACKET; INL PIPE,ACL TO TURBOCHARGER
036A 029	BRACKET; INL PIPE,ACL TO TURBOCHARGER	BRACKET; INL PIPE,ACL TO TURBOCHARGER
036A 068		Hose
036A 068	HOSE; RUBBER,TURBOCHARGER TO INL COVE	Hose

036A 069		Pipe clamp
036A 069	CLIP; RUBBER HOSE,TURBOCHARGER	Pipe clamp
036A 069	CLIP; RUBBER HOSE,TURBOCHARGER	Pipe clamp
036A 076		Bolt
036A 076	BOLT; AIR DUCT	Bolt
036A 097		Pipe clamp--rubber hose
036A 097	CLIP; HOSE,TURBOCHARGER,INL	Pipe clamp--rubber hose
036A 097	CLIP; HOSE,TURBOCHARGER,INL	Pipe clamp--rubber hose
036A 098		Rubber hose
036A 098	HOSE; RUBBER,TURBOCHARGER OUTLET	Rubber hose
036A 098	HOSE; RUBBER,TURBOCHARGER OUTLET	Rubber hose
036A 115		Water pipe assembly
036A 115	PIPE; WATER,TURBOCHARGER OUT	Water pipe assembly
036A 115	PIPE; WATER,TURBOCHARGER OUT	Water pipe assembly
036A 137		Water pipe assembly
036A 137	PIPE; WATER,TURBOCHARGER IN	Water pipe assembly
036A 137	PIPE; WATER,TURBOCHARGER IN	Water pipe assembly
036A 140		Air pipe assembly
036A 140	PIPE; AIR PIPE	Air pipe assembly
036A 143		Pipe clamp--rubber hose
036A 143	CLIP; HOSE,TURBOCHARGER OUTLET	Pipe clamp--rubber hose
036A 146		Plug cover
036A 146	PLUG; INL PIPE	Plug cover
036A 148		Rubber hose
036A 148	HOSE; TURBOCHARGER,INL	Rubber hose
036A 155		Bolt
036A 155	BOLT; HEAT PROTECTOR	Bolt
036A 157		Snap ring-exhaust pipe
036A 157	CLIP; HOSE,INL	Snap ring-exhaust pipe
036A 166		Exhaust pipe
036A 166	PIPE; EXH	Exhaust pipe
036A 214		Strap



036A 214	BAND;	Strap
036A 266		Support assembly
036A 266	BRACKET; EXH PIPE	Support assembly
036A 317		Bolt
036A 317	BOLT; EXH PIPE	Bolt
036A 387		Bolt
036A 387	BOLT; EXH PIPE	Bolt
036A 387	BOLT; EXH PIPE	Bolt
036A 396		Rubber pad
036A 396	SLEEVE; RUBBER,HOSE	Rubber pad
036A 396	SLEEVE; RUBBER,HOSE	Rubber pad
036A 409		Hose assembly
036A 409	HOSE; RUBBER,TURBOCHAGER IN	Hose assembly
036A 420		Sealing cover
036A 420	COVER; WASTE GATE	Sealing cover
036A 420	COVER; WASTE GATE	Sealing cover
038A 001		Inflation pump assembly
038A 001	COMPRESSOR ASM; AIR	Inflation pump assembly
038A 001	COMPRESSOR ASM; AIR	Inflation pump assembly
038A 002		Seal ring
038A 002	GASKET; AIR CMPR	Seal ring
038A 002	GASKET; AIR CMPR	Seal ring
038A 003		Key
038A 003	KEY; COUPLING,INJ PUMP	Key
038A 005		Bolt
038A 005	BOLT; AIR CMPR FIX	Bolt
038A 005	BOLT; AIR CMPR FIX	Bolt
038A 005	BOLT; AIR CMPR FIX	Bolt
038A 005	BOLT; AIR CMPR FIX	Bolt
038A 005	BOLT; AIR CMPR FIX	Bolt
038A 005	BOLT; AIR CMPR FIX	Bolt
038A 006		Nut
038A 006	NUT; AIR CMPR	Nut



038A 006 NUT; AIR CMPR
 038A 008
 038A 008 WASHER; PL,AIR CMPR
 038A 013
 038A 013 GEAR; AIR CMPR DRIVE
 038A 019
 038A 019 GEAR; INJ PUMP
 038A 020
 038A 020 BOLT; GEAR TO SHAFT
 038A 021
 038A 021 NUT; PUMP GEAR
 038A 024
 038A 024 POINTER; AIR CMPR
 038A 027
 038A 027 HOSE; AIR CMPR,SUCTION
 038A 027 HOSE; AIR CMPR,SUCTION
 038A 027 HOSE; AIR CMPR,SUCTION
 038A 027 HOSE; AIR CMPR,SUCTION
 038A 028
 038A 028 CLIP; HOSE,AIR CMPR
 038A 028 CLIP; HOSE,AIR CMPR
 038A 028 CLIP; HOSE,AIR CMPR
 038A 028 CLIP; HOSE,AIR CMPR
 038A 029
 038A 029 CLIP; AIR PIPE
 038A 029 CLIP; AIR PIPE
 038A 029 CLIP; AIR PIPE
 038A 030
 038A 030 BOLT; PIPE CLIP
 038A 030 BOLT; PIPE CLIP
 038A 031
 038A 031 PIPE; AIR,AIR CMPR SUCTION

Nut
 WASHER
 WASHER
 Gear - air compressor
 Gear - air compressor
 Gear
 Gear
 Bolt
 Bolt
 Nut
 Nut
 Timing indicator
 Timing indicator
 Hose
 Hose
 Hose
 Hose
 Hose
 Pipe clamp
 Pipe clamp
 Pipe clamp
 Pipe clamp
 Pipe clamp
 Pipe clamp
 Pipe clamp
 Pipe clamp
 Pipe clamp
 Pipe clamp
 Pipe clamp
 Bolt
 Bolt
 Bolt
 Air pipe
 Air pipe



POWERSTAR

038A 031	PIPE; AIR,AIR CMPR SUCTION	Air pipe
038A 032		Hard pipe
038A 032	PIPE; AIR,AIR CMPR	Hard pipe
038A 032	PIPE; AIR,AIR CMPR	Hard pipe
038A 032	PIPE; AIR,AIR CMPR	Hard pipe
038A 036		Seal ring
038A 036	GASKET; AIR PIPE TO AIR CMPR	Seal ring
038A 036	GASKET; AIR PIPE TO AIR CMPR	Seal ring
038A 040		Pipe clamp
038A 040	CLIP; AIR PIPE	Pipe clamp
038A 041		Bolt
038A 041	BOLT; CLIP	Bolt
038A 041	BOLT; CLIP	Bolt
038A 041	BOLT; CLIP	Bolt
038A 044		Nut
038A 044	NUT	Nut
038A 049		Hard pipe
038A 049	PIPE; AIR,CHARGE	Hard pipe
038A 049	PIPE; AIR,CHARGE	Hard pipe
038A 049	PIPE; AIR,CHARGE	Hard pipe
038A 051		Hollow bolt
038A 051	BOLT; EYE,AIR PIPE TO CMPR	Hollow bolt
038A 051	BOLT; EYE,AIR PIPE TO CMPR	Hollow bolt
038A 051	BOLT; EYE,AIR PIPE TO CMPR	Hollow bolt
038A 052		Seal gasket
038A 052	GASKET; EYE BOLT,AIR PIPE	Seal gasket
038A 052	GASKET; EYE BOLT,AIR PIPE	Seal gasket
038A 052	GASKET; EYE BOLT,AIR PIPE	Seal gasket
038A 053		Connector-air pipe
038A 053	UNION; CHARGE PIPE	Connector-air pipe
038A 053	UNION; CHARGE PIPE	Connector-air pipe
038A 054		Nut



038A 054	NUT; PIPE UNION	Nut
038A 054	NUT; PIPE UNION	Nut
038A 055		Spring washer
038A 055	WASHER; LK,PIPE UNION	Spring washer
038A 055	WASHER; LK,PIPE UNION	Spring washer
038A 056		Support-air pipe
038A 056	BRACKET; AIR PIPE FIX	Support-air pipe
038A 056	BRACKET; AIR PIPE FIX	Support-air pipe
038A 057		Bolt
038A 057	BOLT; BRKT,AIR PIPE	Bolt
038A 077		Hard pipe
038A 077	PIPE; AIR,GOV	Hard pipe
038A 077	PIPE; AIR,GOV	Hard pipe
038A 078		Support--adjuster
038A 078	BRACKET; PIPE,AIR GOV	Support--adjuster
038A 078	BRACKET; PIPE,AIR GOV	Support--adjuster
038A 078	BRACKET; PIPE,AIR GOV	Support--adjuster
038A 079		BOLT; EYE,AIR PIPE TO CMPR
038A 079	BOLT; EYE,AIR PIPE TO CMPR	BOLT; EYE,AIR PIPE TO CMPR
038A 079	BOLT; EYE,AIR PIPE TO CMPR	BOLT; EYE,AIR PIPE TO CMPR
038A 080		Gasket
038A 080	GASKET; AIR PIPE TO CMPR	Gasket
038A 080	GASKET; AIR PIPE TO CMPR	Gasket
038A 080	GASKET; AIR PIPE TO CMPR	Gasket
038A 087		Bolt
038A 087	BOLT; BRKT FIX	Bolt
038A 092		Nut
038A 092	NUT; UNION	Nut
038A 110		Pipe clamp
038A 110	CLIP; AIR PIPE	Pipe clamp
038A 110	CLIP; AIR PIPE	Pipe clamp
038A 110	CLIP; AIR PIPE	Pipe clamp



038A 113
 038A 113 BOLT; CLIP,AIR PIPE
 038A 115
 038A 115 BOLT; AIR PIPE
 038A 115 BOLT; AIR PIPE
 038A 115 BOLT; AIR PIPE
 038A 116
 038A 116 BRACKET; AIR PIPE
 038A 116 BRACKET; AIR PIPE
 038A 116 BRACKET; AIR PIPE
 038A 116 BRACKET; AIR PIPE
 038A 116 BRACKET; AIR PIPE
 038A 127
 038A 127 NUT; UNION
 038A 128
 038A 128 WASHER; LK,UNION
 038A 128 WASHER; LK,UNION
 038A 171
 038A 171 UNION
 038A 174
 038A 174 BOLT; BRKT
 038A 176
 038A 176 BOLT; BRKT FIX
 038A 193
 038A 193 BOLT; BRKT
 038A 193 BOLT; BRKT
 038A 202
 038A 202 UNION; AIR PIPE
 038A 213
 038A 213 PIN; AIR CMPR GEAR
 038A 221
 038A 221 WASHER; PL,GEAR

Bolt
 Bolt
 Bolt
 Bolt
 Bolt
 Bolt
 Support-air chamber
 Support-air chamber
 Support-air chamber
 Support-air chamber
 Support-air chamber
 Support-air chamber
 Nut
 Nut
 Spring washer
 Spring washer
 Spring washer
 Connector
 Connector
 Bolt
 Bolt
 Bolt
 Bolt
 Bolt
 Bolt
 Bolt
 Bolt
 Bolt
 Bolt
 Bolt
 Connector
 Connector
 Pin
 Pin
 WASHER
 WASHER



038A 274
038A 274 BOLT; PIPE
038A 274 BOLT; PIPE
038A 289
038A 289 BRACKET; CABLE
039A 002
039A 002 CRANKCASE; AIR CMPR
039A 002 CRANKCASE; AIR CMPR
039A 003
039A 003 BEARING; AIR CMPR
039A 003 BEARING; AIR CMPR
039A 003 BEARING; AIR CMPR
039A 004
039A 004 CRANKSHAFT; AIR CMPR
039A 005
039A 005 GASKET; AIR CMPR
039A 006
039A 006 COVER ASM; BRG,AIR CMPR
039A 006 COVER ASM; BRG,AIR CMPR
039A 007
039A 007 SEAL; OIL,BRG COVER,AIR CMPR
039A 008
039A 008 HEAD ASM; CYL,AIR CMPR
039A 008 HEAD ASM; CYL,AIR CMPR
039A 008 HEAD ASM; CYL,AIR CMPR
039A 012
039A 012 GASKET; AIR CMPR
039A 012 GASKET; AIR CMPR
039A 013
039A 013 GASKET; AIR CMPR
039A 013 GASKET; AIR CMPR
039A 013 GASKET; AIR CMPR

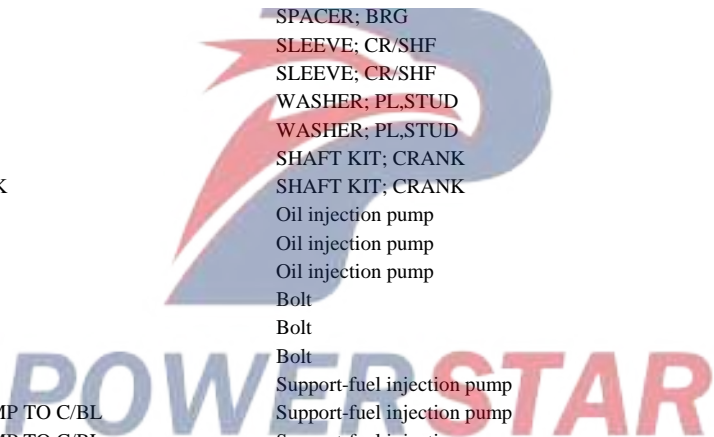
Bolt
Bolt
Bolt
Bracket
Bracket
CRANKCASE; AIR CMPR
CRANKCASE; AIR CMPR
CRANKCASE; AIR CMPR
BEARING; AIR CMPR
BEARING; AIR CMPR
BEARING; AIR CMPR
BEARING; AIR CMPR
CRANKSHAFT; AIR CMPR
CRANKSHAFT; AIR CMPR
GASKET; AIR CMPR
GASKET; AIR CMPR
COVER ASM; BRG,AIR CMPR
COVER ASM; BRG,AIR CMPR
COVER ASM; BRG,AIR CMPR
SEAL; OIL,BRG COVER,AIR CMPR
SEAL; OIL,BRG COVER,AIR CMPR
HEAD ASM; CYL,AIR CMPR
HEAD ASM; CYL,AIR CMPR
HEAD ASM; CYL,AIR CMPR
HEAD ASM; CYL,AIR CMPR
GASKET; AIR CMPR
GASKET; AIR CMPR
GASKET; AIR CMPR
GASKET; AIR CMPR
GASKET; AIR CMPR
GASKET; AIR CMPR
GASKET; AIR CMPR



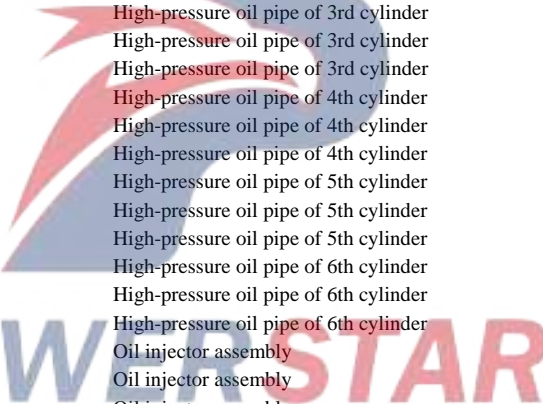
039A 013	GASKET; AIR CMPR	GASKET; AIR CMPR
039A 014		PLATE; AIR CMPR
039A 014	PLATE; AIR CMPR	PLATE; AIR CMPR
039A 014	PLATE; AIR CMPR	PLATE; AIR CMPR
039A 015		CYLINDER; AIR CMPR
039A 015	CYLINDER; AIR CMPR	CYLINDER; AIR CMPR
039A 015	CYLINDER; AIR CMPR	CYLINDER; AIR CMPR
039A 018		KEY; AIR CMPR
039A 018	KEY; AIR CMPR	KEY; AIR CMPR
039A 020		RING KIT; PISTON,AIR CMPR
039A 020	RING KIT; PISTON,AIR CMPR	RING KIT; PISTON,AIR CMPR
039A 020	RING KIT; PISTON,AIR CMPR	RING KIT; PISTON,AIR CMPR
039A 021		PISTON; AIR CMPR
039A 021	PISTON; AIR CMPR	PISTON; AIR CMPR
039A 021	PISTON; AIR CMPR	PISTON; AIR CMPR
039A 023		RING; SNAP,PISTON,AIR CMPR
039A 023	RING; SNAP,PISTON,AIR CMPR	RING; SNAP,PISTON,AIR CMPR
039A 023	RING; SNAP,PISTON,AIR CMPR	RING; SNAP,PISTON,AIR CMPR
039A 024		ROD ASM; CONN,AIR CMPR
039A 024	ROD ASM; CONN,AIR CMPR	ROD ASM; CONN,AIR CMPR
039A 024	ROD ASM; CONN,AIR CMPR	ROD ASM; CONN,AIR CMPR
039A 025		PIN; PISTON,AIR CMPR
039A 025	PIN; PISTON,AIR CMPR	PIN; PISTON,AIR CMPR
039A 025	PIN; PISTON,AIR CMPR	PIN; PISTON,AIR CMPR
039A 027		BOLT; HD
039A 027	BOLT; HD	BOLT; HD
039A 027	BOLT; HD	BOLT; HD
039A 027	BOLT; HD	BOLT; HD
039A 030		BOLT; CYL TO CRANKCASE
039A 030	BOLT; CYL TO CRANKCASE	BOLT; CYL TO CRANKCASE
039A 030	BOLT; CYL TO CRANKCASE	BOLT; CYL TO CRANKCASE
039A 038		BOLT; COVER FIX



039A 038	BOLT; COVER FIX	BOLT; COVER FIX
039A 038	BOLT; COVER FIX	BOLT; COVER FIX
039A 043		WASHER; LK,CYL TO CRANKCASE,AIR CMPR
039A 043	WASHER; LK,CYL TO CRANKCASE,AIR CMPR	WASHER; LK,CYL TO CRANKCASE,AIR CMPR
039A 044		STUD; CYL HD,AIR CMPR
039A 044	STUD; CYL HD,AIR CMPR	STUD; CYL HD,AIR CMPR
039A 044	STUD; CYL HD,AIR CMPR	STUD; CYL HD,AIR CMPR
039A 046		SPACER; BRG
039A 046	SPACER; BRG	SPACER; BRG
039A 048		SLEEVE; CR/SHF
039A 048	SLEEVE; CR/SHF	SLEEVE; CR/SHF
039A 063		WASHER; PL,STUD
039A 063	WASHER; PL,STUD	WASHER; PL,STUD
039A 091		SHAFT KIT; CRANK
039A 091	SHAFT KIT; CRANK	SHAFT KIT; CRANK
040A 001		Oil injection pump
040A 001	PUMP ASM; INJ	Oil injection pump
040A 001	PUMP ASM; INJ	Oil injection pump
040A 002		Bolt
040A 002	BOLT; INJ PUMP	Bolt
040A 002	BOLT; INJ PUMP	Bolt
040A 006		Support-fuel injection pump
040A 006	BRACKET; INJ PUMP TO C/BL	Support-fuel injection pump
040A 006	BRACKET; INJ PUMP TO C/BL	Support-fuel injection pump
040A 007		Bolt
040A 007	BOLT; INJ PUMP BRKT	Bolt
040A 007	BOLT; INJ PUMP BRKT	Bolt
040A 007	BOLT; INJ PUMP BRKT	Bolt
040A 007	BOLT; INJ PUMP BRKT	Bolt
040A 010		Locating sleeve--oil injection pump
040A 010	DOWEL; INJ PUMP	Locating sleeve--oil injection pump
040A 010	DOWEL; INJ PUMP	Locating sleeve--oil injection pump



040A 015		Coupler assembly
040A 015	COUPLING ASM; INJ PUMP	Coupler assembly
040A 015	COUPLING ASM; INJ PUMP	Coupler assembly
040A 016		High-pressure oil pipe of 1st cylinder
040A 016	PIPE; INJ NO.1	High-pressure oil pipe of 1st cylinder
040A 016	PIPE; INJ NO.1	High-pressure oil pipe of 1st cylinder
040A 017		High-pressure oil pipe of 2nd cylinder
040A 017	PIPE; INJ NO.2	High-pressure oil pipe of 2nd cylinder
040A 017	PIPE; INJ NO.2	High-pressure oil pipe of 2nd cylinder
040A 018		High-pressure oil pipe of 3rd cylinder
040A 018	PIPE; INJ NO.3	High-pressure oil pipe of 3rd cylinder
040A 018	PIPE; INJ NO.3	High-pressure oil pipe of 3rd cylinder
040A 019		High-pressure oil pipe of 4th cylinder
040A 019	PIPE; INJ NO.4	High-pressure oil pipe of 4th cylinder
040A 019	PIPE; INJ NO.4	High-pressure oil pipe of 4th cylinder
040A 020		High-pressure oil pipe of 5th cylinder
040A 020	PIPE; INJ NO.5	High-pressure oil pipe of 5th cylinder
040A 020	PIPE; INJ NO.5	High-pressure oil pipe of 5th cylinder
040A 021		High-pressure oil pipe of 6th cylinder
040A 021	PIPE; INJ NO.6	High-pressure oil pipe of 6th cylinder
040A 021	PIPE; INJ NO.6	High-pressure oil pipe of 6th cylinder
040A 031		Oil injector assembly
040A 031	NOZZLE ASM; INJ	Oil injector assembly
040A 031	NOZZLE ASM; INJ	Oil injector assembly
040A 058		Support-fuel injector
040A 058	FLANGE; INJ,NOZZLE HOLDER	Support-fuel injector
040A 061		Bolt- Bracket
040A 061	BOLT; CLAMP NOZZLE HOLDER	Bolt- Bracket
040A 061	BOLT; CLAMP NOZZLE HOLDER	Bolt- Bracket
040A 066		Gasket--oil injector
040A 066	GASKET; INJ NOZZLE	Gasket--oil injector
040A 066	GASKET; INJ NOZZLE	Gasket--oil injector



POWERSTAR

040A 068
 040A 068 CLIP; INJ PIPE
 040A 068 CLIP; INJ PIPE
 040A 069
 040A 069 BRACKET; INJ PIPE CLIP
 040A 069 BRACKET; INJ PIPE CLIP
 040A 069 BRACKET; INJ PIPE CLIP
 040A 071
 040A 071 BOLT; BRKT
 040A 071 BOLT; BRKT
 040A 071 BOLT; BRKT
 040A 071 BOLT; BRKT
 040A 071 BOLT; BRKT
 040A 071 BOLT; BRKT
 040A 087
 040A 087 BOLT; PUMP
 040A 094
 040A 094 BRACKET; INJ NOZZLE
 040A 113
 040A 113 CLIP; INJ PIPE
 040A 113 CLIP; INJ PIPE
 040A 118
 040A 118 BOLT; CLIP,INJ PIPE
 040A 118 BOLT; CLIP,INJ PIPE
 040A 119
 040A 119 BOLT; CLIP,INJ PIPE
 040A 119 BOLT; CLIP,INJ PIPE
 040A 121
 040A 121 PIPE; FUEL,FEED PUMP,SUCTION
 040A 121 PIPE; FUEL,FEED PUMP,SUCTION
 040A 121 PIPE; FUEL,FEED PUMP,SUCTION
 040A 124

Pipe clamp
 Pipe clamp
 Pipe clamp
 Bracket
 Bracket
 Bracket
 Bracket
 Bolt
 Bolt
 Bolt
 Bolt
 Bolt
 Bolt
 Bolt
 Bolt
 Bolt
 Bolt
 Bolt
 Support--fuel injector
 Support--fuel injector
 Pipe clamp
 Pipe clamp
 Pipe clamp
 Bolt
 Bolt
 Bolt
 Bolt
 Bolt
 Bolt
 Bolt
 Bolt
 Bolt
 Fuel inlet pipe assembly--oil injection pump
 Fuel inlet pipe assembly--oil injection pump
 Fuel inlet pipe assembly--oil injection pump
 Fuel inlet pipe assembly--oil injection pump
 Hollow bolt--oil injector



POWERSTAR

040A 124	BOLT; EYE LEAK OFF PIPE	Hollow bolt--oil injector
040A 124	BOLT; EYE LEAK OFF PIPE	Hollow bolt--oil injector
040A 124	BOLT; EYE LEAK OFF PIPE	Hollow bolt--oil injector
040A 124	BOLT; EYE LEAK OFF PIPE	Hollow bolt--oil injector
040A 124	BOLT; EYE LEAK OFF PIPE	Hollow bolt--oil injector
040A 124	BOLT; EYE LEAK OFF PIPE	Hollow bolt--oil injector
040A 126		Gasket--hollow bolt
040A 126	GASKET; EYE BOLT LEAK OFF PIPE	Gasket--hollow bolt
040A 126	GASKET; EYE BOLT LEAK OFF PIPE	Gasket--hollow bolt
040A 126	GASKET; EYE BOLT LEAK OFF PIPE	Gasket--hollow bolt
040A 126	GASKET; EYE BOLT LEAK OFF PIPE	Gasket--hollow bolt
040A 126	GASKET; EYE BOLT LEAK OFF PIPE	Gasket--hollow bolt
040A 126	GASKET; EYE BOLT LEAK OFF PIPE	Gasket--hollow bolt
040A 128		Fuel pipe assembly
040A 128	PIPE ASM; INJ	Fuel pipe assembly
040A 133		Fuel pipe assembly--fuel return to fuel injector
040A 133	PIPE; INJ NOZZLE LEAK OFF	Fuel pipe assembly--fuel return to fuel injector
040A 134		Hollow bolt--booster's oil inlet pipe
040A 134	BOLT; JOINT,LEAK OFF PIPE	Hollow bolt--booster's oil inlet pipe
040A 135		Gasket--oil return to oil injector
040A 135	GASKET; JOINT BOLT,LEAK OFF PIPE	Gasket--oil return to oil injector
040A 135	GASKET; JOINT BOLT,LEAK OFF PIPE	Gasket--oil return to oil injector
040A 137		Fuel pipe assembly
040A 137	PIPE ASM; LEAK OFF	Fuel pipe assembly
040A 154		GASKET; CONNECTOR
040A 154	GASKET; CONNECTOR	GASKET; CONNECTOR
040A 154	GASKET; CONNECTOR	GASKET; CONNECTOR
040A 171		Manual pump assembly
040A 171	PUMP ASM; FUEL FEED	Manual pump assembly
040A 172		PUMP; PRIMING,FUEL FEED PUMP
040A 172	PUMP; PRIMING,FUEL FEED PUMP	PUMP; PRIMING,FUEL FEED PUMP
040A 173		GASKET; PRIMING PUMP,FUEL FEED PUMP

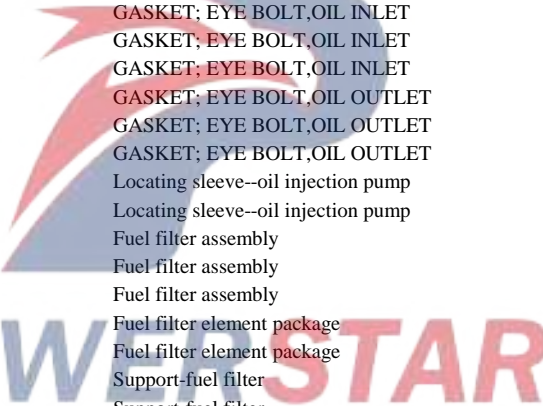
040A 173	GASKET; PRIMING PUMP,FUEL FEED PUMP	GASKET; PRIMING PUMP,FUEL FEED PUMP
040A 174		BOLT; EYE,FUEL OUTLET,FEED PUMP
040A 174	BOLT; EYE,FUEL OUTLET,FEED PUMP	BOLT; EYE,FUEL OUTLET,FEED PUMP
040A 174	BOLT; EYE,FUEL OUTLET,FEED PUMP	BOLT; EYE,FUEL OUTLET,FEED PUMP
040A 175		GASKET; EYE BOLT,OUTLET,FUEL FEED PUMP
040A 175	GASKET; EYE BOLT,OUTLET,FUEL FEED PUMP	GASKET; EYE BOLT,OUTLET,FUEL FEED PUMP
040A 175	GASKET; EYE BOLT,OUTLET,FUEL FEED PUMP	GASKET; EYE BOLT,OUTLET,FUEL FEED PUMP
040A 176		BOLT; EYE,FEED PUMP
040A 176	BOLT; EYE,FEED PUMP	BOLT; EYE,FEED PUMP
040A 176	BOLT; EYE,FEED PUMP	BOLT; EYE,FEED PUMP
040A 177		GASKET; EYE BOLT,INL,FUEL FEED PUMP
040A 177	GASKET; EYE BOLT,INL,FUEL FEED PUMP	GASKET; EYE BOLT,INL,FUEL FEED PUMP
040A 177	GASKET; EYE BOLT,INL,FUEL FEED PUMP	GASKET; EYE BOLT,INL,FUEL FEED PUMP
040A 178		CYLINDER; FUEL FEED PUMP
040A 178	CYLINDER; FUEL FEED PUMP	CYLINDER; FUEL FEED PUMP
040A 179		VALVE; CHECK,FEED PUMP
040A 179	VALVE; CHECK,FEED PUMP	VALVE; CHECK,FEED PUMP
040A 180		ADAPTER; EYE BOLT,FUEL FEED PUMP
040A 180	ADAPTER; EYE BOLT,FUEL FEED PUMP	ADAPTER; EYE BOLT,FUEL FEED PUMP
040A 181		GASKET; ADAPTER
040A 181	GASKET; ADAPTER	GASKET; ADAPTER
040A 182		BUSHING; VLV
040A 182	BUSHING; VLV	BUSHING; VLV
040A 199		GASKET; EYE BOLT
040A 199	GASKET; EYE BOLT	GASKET; EYE BOLT
040A 199	GASKET; EYE BOLT	GASKET; EYE BOLT
040A 199	GASKET; EYE BOLT	GASKET; EYE BOLT
040A 199	GASKET; EYE BOLT	GASKET; EYE BOLT
040A 210		Hard pipe assembly
040A 210	PIPE; INJ,C/R	Hard pipe assembly
040A 210	PIPE; INJ,C/R	Hard pipe assembly
040A 210	PIPE; INJ,C/R	Hard pipe assembly

040A 210 PIPE; INJ,C/R
040A 211
040A 211 RAIL ASM; COMMON
040A 211 RAIL ASM; COMMON
040A 216
040A 216 BOLT; EYE
040A 216 BOLT; EYE
040A 216 BOLT; EYE
040A 216 BOLT; EYE
040A 224
040A 224 PLUG; INJ PUMP
040A 224 PLUG; INJ PUMP
040A 225
040A 225 GASKET; PLUG
040A 225 GASKET; PLUG
040A 282
040A 282 BRACKET; COMMON RAIL
040A 282 BRACKET; COMMON RAIL
040A 283
040A 283 BOLT; COMMON RAIL
040A 283 BOLT; COMMON RAIL
040A 284
040A 284 ADAPTER; FUEL LEAK OFF
040A 289
040A 289 LIMITER; FUEL PRESS
040A 289 LIMITER; FUEL PRESS
040A 290
040A 290 SENSOR; PRESS
040A 290 SENSOR; PRESS
040A 364
040A 364 VALVE; OVER FLOW,INJ PUMP
040A 364 VALVE; OVER FLOW,INJ PUMP

Hard pipe assembly
Common-rail pipe assembly
Common-rail pipe assembly
Common-rail pipe assembly
BOLT; EYE
BOLT; EYE
BOLT; EYE
BOLT; EYE
BOLT; EYE
BOLT; EYE
PLUG; INJ PUMP
PLUG; INJ PUMP
PLUG; INJ PUMP
GASKET; PLUG
GASKET; PLUG
GASKET; PLUG
Bracket
Bracket
Bracket
Bolt
Bolt
Bolt
Connector
Connector
Fuel pressure limiter
Fuel pressure limiter
Fuel pressure limiter
Pressure sensor
Pressure sensor
Pressure sensor
VALVE; OVER FLOW,INJ PUMP
VALVE; OVER FLOW,INJ PUMP
VALVE; OVER FLOW,INJ PUMP

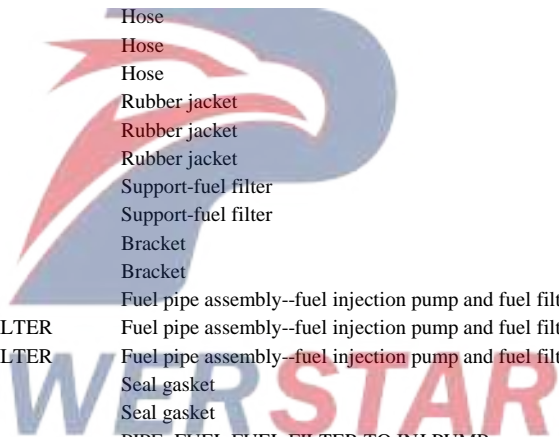


040A 365		BOLT; EYE,OIL INLET
040A 365	BOLT; EYE,OIL INLET	BOLT; EYE,OIL INLET
040A 365	BOLT; EYE,OIL INLET	BOLT; EYE,OIL INLET
040A 366		BOLT; EYE,OIL OUTLET
040A 366	BOLT; EYE,OIL OUTLET	BOLT; EYE,OIL OUTLET
040A 366	BOLT; EYE,OIL OUTLET	BOLT; EYE,OIL OUTLET
040A 367		GASKET; VALVE,OVER FLOW
040A 367	GASKET; VALVE,OVER FLOW	GASKET; VALVE,OVER FLOW
040A 367	GASKET; VALVE,OVER FLOW	GASKET; VALVE,OVER FLOW
040A 368		GASKET; EYE BOLT,OIL INLET
040A 368	GASKET; EYE BOLT,OIL INLET	GASKET; EYE BOLT,OIL INLET
040A 368	GASKET; EYE BOLT,OIL INLET	GASKET; EYE BOLT,OIL INLET
040A 369		GASKET; EYE BOLT,OIL OUTLET
040A 369	GASKET; EYE BOLT,OIL OUTLET	GASKET; EYE BOLT,OIL OUTLET
040A 369	GASKET; EYE BOLT,OIL OUTLET	GASKET; EYE BOLT,OIL OUTLET
040A 396		Locating sleeve--oil injection pump
040A 396	DOWEL; RAIL ASM	Locating sleeve--oil injection pump
041A 001		Fuel filter assembly
041A 001	FILTER ASM; FUEL	Fuel filter assembly
041A 001	FILTER ASM; FUEL	Fuel filter assembly
041A 002		Fuel filter element package
041A 002	ELEMENT KIT; FUEL FILTER	Fuel filter element package
041A 041		Support-fuel filter
041A 041	BRACKET; FUEL FILTER	Support-fuel filter
041A 041	BRACKET; FUEL FILTER	Support-fuel filter
041A 041	BRACKET; FUEL FILTER	Support-fuel filter
041A 041	BRACKET; FUEL FILTER	Support-fuel filter
041A 042		Bolt
041A 042	BOLT; FUEL FILTER	Bolt
041A 042	BOLT; FUEL FILTER	Bolt
041A 043		Bolt
041A 043	BOLT; BRKT	Bolt



POWERSTAR

041A 043 BOLT; BRKT	Bolt
041A 043 BOLT; BRKT	Bolt
041A 048	Pipe clamp
041A 048 CLIP; VINYL PIPE	Pipe clamp
041A 048 CLIP; VINYL PIPE	Pipe clamp
041A 048 CLIP; VINYL PIPE	Pipe clamp
041A 048 CLIP; VINYL PIPE	Pipe clamp
041A 048 CLIP; VINYL PIPE	Pipe clamp
041A 051	Hose
041A 051 PIPE; VINYL	Hose
041A 051 PIPE; VINYL	Hose
041A 071	Rubber jacket
041A 071 SLEEVE; RUBBER,PIPE	Rubber jacket
041A 071 SLEEVE; RUBBER,PIPE	Rubber jacket
041A 096	Support-fuel filter
041A 096 STAY; FUEL FILTER	Support-fuel filter
042A 098	Bracket
042A 098 BRACKET; FUEL DRAIN HOSE	Bracket
042A 107	Fuel pipe assembly--fuel injection pump and fuel filter
042A 107 PIPE; FUEL,FEED PUMP TO FUEL FILTER	Fuel pipe assembly--fuel injection pump and fuel filter
042A 107 PIPE; FUEL,FEED PUMP TO FUEL FILTER	Fuel pipe assembly--fuel injection pump and fuel filter
042A 115	Seal gasket
042A 115 GASKET; JOINT BOLT,FUEL PIPE	Seal gasket
042A 119	PIPE; FUEL,FUEL FILTER TO INJ PUMP
042A 119 PIPE; FUEL,FUEL FILTER TO INJ PUMP	PIPE; FUEL,FUEL FILTER TO INJ PUMP
042A 119 PIPE; FUEL,FUEL FILTER TO INJ PUMP	PIPE; FUEL,FUEL FILTER TO INJ PUMP
042A 123	Hard pipe assembly--fuel return
042A 123 PIPE; FUEL,FUEL FILTER LEAK OFF	Hard pipe assembly--fuel return
042A 123 PIPE; FUEL,FUEL FILTER LEAK OFF	Hard pipe assembly--fuel return
042A 123 PIPE; FUEL,FUEL FILTER LEAK OFF	Hard pipe assembly--fuel return
042A 123 PIPE; FUEL,FUEL FILTER LEAK OFF	Hard pipe assembly--fuel return
042A 125	Pipe clamp



042A 125	CLIP; FUEL PIPE	Pipe clamp
042A 125	CLIP; FUEL PIPE	Pipe clamp
042A 125	CLIP; FUEL PIPE	Pipe clamp
042A 125	CLIP; FUEL PIPE	Pipe clamp
042A 125	CLIP; FUEL PIPE	Pipe clamp
042A 125	CLIP; FUEL PIPE	Pipe clamp
042A 125	CLIP; FUEL PIPE	Pipe clamp
042A 125	CLIP; FUEL PIPE	Pipe clamp
042A 125	CLIP; FUEL PIPE	Pipe clamp
042A 126		Pipe clamp
042A 126	BOLT; CLIP,FUEL PIPE	Bolt
042A 126	BOLT; CLIP,FUEL PIPE	Bolt
042A 126	BOLT; CLIP,FUEL PIPE	Bolt
042A 126	BOLT; CLIP,FUEL PIPE	Bolt
042A 126	BOLT; CLIP,FUEL PIPE	Bolt
042A 126	BOLT; CLIP,FUEL PIPE	Bolt
042A 128		Support-oil return pipe clamp
042A 128	BRACKET; FUEL RETURN CLIP	Support-oil return pipe clamp
042A 131		Support-oil pipe clamp
042A 131	BRACKET; FUEL PIPE CLIP	Support-oil pipe clamp
042A 131	BRACKET; FUEL PIPE CLIP	Support-oil pipe clamp
042A 131	BRACKET; FUEL PIPE CLIP	Support-oil pipe clamp
042A 131	BRACKET; FUEL PIPE CLIP	Support-oil pipe clamp
042A 131	BRACKET; FUEL PIPE CLIP	Support-oil pipe clamp
042A 131	BRACKET; FUEL PIPE CLIP	Support-oil pipe clamp
042A 131	BRACKET; FUEL PIPE CLIP	Support-oil pipe clamp
042A 144		Nut
042A 144	NUT; CLIP	Nut
042A 148		Bolt
042A 148	BOLT; BRKT	Bolt
042A 148	BOLT; BRKT	Bolt
042A 148	BOLT; BRKT	Bolt
042A 148	BOLT; BRKT	Bolt
042A 148	BOLT; BRKT	Bolt
042A 150		Gasket--hollow bolt



042A 150	GASKET; FUEL PIPE	Gasket--hollow bolt
042A 190		Fuel temperature sensor
042A 190	SENSOR; FUEL TEMP	Fuel temperature sensor
042A 190	SENSOR; FUEL TEMP	Fuel temperature sensor
042A 207		Seal gasket
042A 207	GASKET; EYE BOLT	Seal gasket
042A 207	GASKET; EYE BOLT	Seal gasket
042A 209		Hollow bolt
042A 209	BOLT; EYE,FUEL FILTER	Hollow bolt
042A 221		Hollow bolt
042A 221	BOLT; FUEL PIPE	Hollow bolt
042A 256		Hollow bolt
042A 256	BOLT; EYE,FUEL PIPE	Hollow bolt
042A 280		Connector -- fuel temperature sensor
042A 280	ADAPTER; FUEL TEMP SEN	Connector -- fuel temperature sensor
042A 280	ADAPTER; FUEL TEMP SEN	Connector -- fuel temperature sensor
050A 001		Oil cooler assembly
050A 001	FILTER & COOLER ASM; OIL	Oil cooler assembly
050A 002		Engine oil filter element
050A 002	ELEMENT; OIL FILTER	Engine oil filter element
050A 002	ELEMENT; OIL FILTER	Engine oil filter element
050A 002	ELEMENT; OIL FILTER	Engine oil filter element
050A 002	ELEMENT; OIL FILTER	Engine oil filter element
050A 008		GASKET; PLUG
050A 008	GASKET; PLUG	GASKET; PLUG
050A 017		STOPPER; VLV
050A 017	STOPPER; VLV	STOPPER; VLV
050A 019		SEAL ASM; VLV
050A 019	SEAL ASM; VLV	SEAL ASM; VLV
050A 020		PLUG; COOLER BODY
050A 020	PLUG; COOLER BODY	PLUG; COOLER BODY
050A 020	PLUG; COOLER BODY	PLUG; COOLER BODY

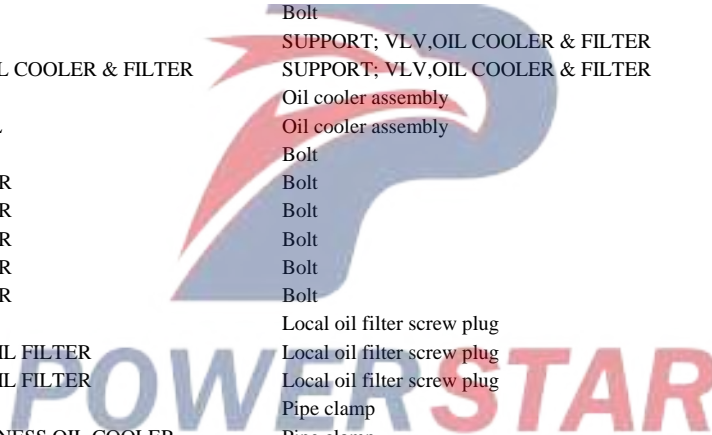


050A 020 PLUG; COOLER BODY
050A 020 PLUG; COOLER BODY
050A 021
050A 021 GASKET; PLUG
050A 021 GASKET; PLUG
050A 021 GASKET; PLUG
050A 022
050A 022 GUIDE; WATER
050A 023
050A 023 SCREW; WATER GUIDE
050A 025
050A 025 NUT; CORE TO BODY
050A 026
050A 026 CORE ASM; OIL COOLER
050A 028
050A 028 GASKET; CORE TO BODY
050A 028 GASKET; CORE TO BODY
050A 028 GASKET; CORE TO BODY
050A 030
050A 030 PIPE ASM; OIL COOLER
050A 031
050A 031 BOLT; OIL PIPE
050A 031 BOLT; OIL PIPE
050A 032
050A 032 PLUG; DRAIN
050A 048
050A 048 VALVE; THERMO,OIL COOLER
050A 054
050A 054 GASKET; OIL PIPE
050A 054 GASKET; OIL PIPE
050A 055
050A 055 PLUG; OIL COOLER

PLUG; COOLER BODY
PLUG; COOLER BODY
GASKET; PLUG
GASKET; PLUG
GASKET; PLUG
GASKET; PLUG
GUIDE; WATER
GUIDE; WATER
SCREW; WATER GUIDE
SCREW; WATER GUIDE
NUT; CORE TO BODY
NUT; CORE TO BODY
CORE ASM; OIL COOLER
CORE ASM; OIL COOLER
GASKET; CORE TO BODY
GASKET; CORE TO BODY
GASKET; CORE TO BODY
GASKET; CORE TO BODY
PIPE ASM; OIL COOLER
PIPE ASM; OIL COOLER
BOLT; OIL PIPE
BOLT; OIL PIPE
BOLT; OIL PIPE
PLUG; DRAIN
PLUG; DRAIN
VALVE; THERMO,OIL COOLER
VALVE; THERMO,OIL COOLER
GASKET; OIL PIPE
GASKET; OIL PIPE
GASKET; OIL PIPE
Clogging
Clogging



050A 055	PLUG; OIL COOLER	Clogging
050A 076		Bolt
050A 076	BOLT; OIL FILTER	Bolt
050A 076	BOLT; OIL FILTER	Bolt
050A 076	BOLT; OIL FILTER	Bolt
050A 076	BOLT; OIL FILTER	Bolt
050A 076	BOLT; OIL FILTER	Bolt
050A 076	BOLT; OIL FILTER	Bolt
050A 076	BOLT; OIL FILTER	Bolt
050A 084		Bolt
050A 084	SUPPORT; VLV,OIL COOLER & FILTER	SUPPORT; VLV,OIL COOLER & FILTER
050A 102		Oil cooler assembly
050A 102	COOLER ASM; OIL	Oil cooler assembly
050A 103		Bolt
050A 103	BOLT; OIL COOLER	Bolt
050A 103	BOLT; OIL COOLER	Bolt
050A 103	BOLT; OIL COOLER	Bolt
050A 103	BOLT; OIL COOLER	Bolt
050A 103	BOLT; OIL COOLER	Bolt
050A 103	BOLT; OIL COOLER	Bolt
050A 132		Local oil filter screw plug
050A 132	PLUG; PARTIAL OIL FILTER	Local oil filter screw plug
050A 132	PLUG; PARTIAL OIL FILTER	Local oil filter screw plug
050A 159		Pipe clamp
050A 159	CLIP; CABLE HARNESS,OIL COOLER	Pipe clamp
050A 175		Gasket
050A 175	GASKET; DRAIN	Gasket
050A 185		Regulating valve assembly
050A 185	VALVE; OIL RELIEF,OIL COOLER	Regulating valve assembly
050A 186		Seal ring
050A 186	GASKET; RELIEF VLV,OIL COOLER	Seal ring
050A 235		Bolt
050A 235	BOLT; CLIP TO OIL COOLER	Bolt



050A 280		Oil filter housing assembly
050A 280	CASE ASM; OIL FILTER	Oil filter housing assembly
050A 280	CASE ASM; OIL FILTER	Oil filter housing assembly
050A 280	CASE ASM; OIL FILTER	Oil filter housing assembly
050A 280	CASE ASM; OIL FILTER	Oil filter housing assembly
050A 282		Gasket
050A 282	GASKET; BODY TO CASE	Gasket
050A 282	GASKET; BODY TO CASE	Gasket
050A 282	GASKET; BODY TO CASE	Gasket
050A 282	GASKET; BODY TO CASE	Gasket
050A 284		Oil filter center bolt
050A 284	BOLT; CENTER,OIL FILTER	Oil filter center bolt
050A 284	BOLT; CENTER,OIL FILTER	Oil filter center bolt
050A 284	BOLT; CENTER,OIL FILTER	Oil filter center bolt
050A 284	BOLT; CENTER,OIL FILTER	Oil filter center bolt
050A 284	BOLT; CENTER,OIL FILTER	Oil filter center bolt
050A 287		Center bolt washer
050A 287	GASKET; CENTER BOLT	Center bolt washer
050A 287	GASKET; CENTER BOLT	Center bolt washer
050A 287	GASKET; CENTER BOLT	Center bolt washer
050A 287	GASKET; CENTER BOLT	Center bolt washer
050A 288		Oil drain screw plug
050A 288	PLUG; OIL DRAIN	Oil drain screw plug
050A 288	PLUG; OIL DRAIN	Oil drain screw plug
050A 290		Oil drain plug gasket
050A 290	GASKET; PLUG,OIL DRAIN	Oil drain plug gasket
050A 290	GASKET; PLUG,OIL DRAIN	Oil drain plug gasket
050A 292		Filter element spring
050A 292	SPRING; ELEMENT	Filter element spring
050A 292	SPRING; ELEMENT	Filter element spring
050A 292	SPRING; ELEMENT	Filter element spring
050A 292	SPRING; ELEMENT	Filter element spring
050A 321		Seal ring



050A 321	GASKET; OIL FILTER TO C/BL	Seal ring
050A 321	GASKET; OIL FILTER TO C/BL	Seal ring
050A 321	GASKET; OIL FILTER TO C/BL	Seal ring
050A 321	GASKET; OIL FILTER TO C/BL	Seal ring
050A 338		Oil filter assembly-partial flow
050A 338	FILTER ASM; OIL PARTIAL	Oil filter assembly-partial flow
050A 338	FILTER ASM; OIL PARTIAL	Oil filter assembly-partial flow
050A 380		Connector
050A 380	CONNECTOR; WATER	Connector
050A 390		Bypass oil filter body
050A 390	BODY; OIL FILTER,PARTIAL	Bypass oil filter body
050A 390	BODY; OIL FILTER,PARTIAL	Bypass oil filter body
050A 469		Seal ring
050A 469	GASKET; OIL COOLER TO C/BL	Seal ring
050A 469	GASKET; OIL COOLER TO C/BL	Seal ring
050A 469	GASKET; OIL COOLER TO C/BL	Seal ring
050A 469	GASKET; OIL COOLER TO C/BL	Seal ring
050A 469	GASKET; OIL COOLER TO C/BL	Seal ring
050A 469	GASKET; OIL COOLER TO C/BL	Seal ring
050A 496		Oil filter
050A 496	FILTER ASM; OIL	Oil filter
050A 496	FILTER ASM; OIL	Oil filter
050A 497		Water pipe
050A 497	PIPE; WATER DRAIN	Water pipe
050A 498		Bolt
050A 498	BOLT; WATER PIPE	Bolt
050A 509		Switch washer
050A 509	GASKET; SW	Switch washer
050A 509	GASKET; SW	Switch washer
050A 520		Oil filter switch
050A 520	SWITCH; OIL FILTER	Oil filter switch
050A 520	SWITCH; OIL FILTER	Oil filter switch



050A 570		Oil pressure alarm switch
050A 570	SWITCH; OIL PRESSURE	Oil pressure alarm switch
051A 001		Oil pump assembly
051A 001	PUMP ASM; OIL	Oil pump assembly
051A 001	PUMP ASM; OIL	Oil pump assembly
051A 016		Seal ring
051A 016	GASKET; OIL PUMP,C/BL	Seal ring
051A 029		Bolt
051A 029	BOLT; OIL PUMP	Bolt
051A 029	BOLT; OIL PUMP	Bolt
051A 029	BOLT; OIL PUMP	Bolt
051A 047		Spring washer
051A 047	WASHER; LK,OIL PUMP	Spring washer
051A 048		WASHER
051A 048	WASHER; PL,OIL PUMP	WASHER
051A 050		Seal ring
051A 050	GASKET; OIL PIPE,STRAINER TO PUMP	Seal ring
051A 050	GASKET; OIL PIPE,STRAINER TO PUMP	Seal ring
051A 051		Fuel pipe assembly-strainer
051A 051	STRAINER & PIPE ASM; OIL	Fuel pipe assembly-strainer
051A 051	STRAINER & PIPE ASM; OIL	Fuel pipe assembly-strainer
051A 060		Bracket
051A 060	BRACKET; OIL STRAINER	Bracket
051A 061		Bolt
051A 061	BOLT; OIL STRAINER	Bolt
051A 063		Bolt
051A 063	BOLT; OIL PIPE,STRAINER TO PUMP	Bolt
051A 117		Bolt
051A 117	BOLT; STAY TO CRANKCASE	Bolt
052A 001		Hard pipe assembly--oil return to oil injection pump
052A 001	PIPE; OIL,INJ PUMP TO C/BL	Hard pipe assembly--oil return to oil injection pump
052A 001	PIPE; OIL,INJ PUMP TO C/BL	Hard pipe assembly--oil return to oil injection pump

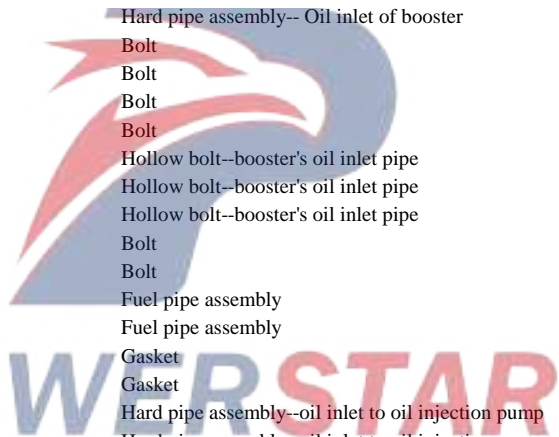


052A 002		Hollow bolt
052A 002	BOLT; EYE,OIL PIPE	Hollow bolt
052A 002	BOLT; EYE,OIL PIPE	Hollow bolt
052A 002	BOLT; EYE,OIL PIPE	Hollow bolt
052A 002	BOLT; EYE,OIL PIPE	Hollow bolt
052A 002	BOLT; EYE,OIL PIPE	Hollow bolt
052A 002	BOLT; EYE,OIL PIPE	Hollow bolt
052A 002	BOLT; EYE,OIL PIPE	Hollow bolt
052A 002	BOLT; EYE,OIL PIPE	Hollow bolt
052A 003		Hollow bolt
052A 003	GASKET; EYE BOLT,OIL PIPE	Seal gasket
052A 003	GASKET; EYE BOLT,OIL PIPE	Seal gasket
052A 003	GASKET; EYE BOLT,OIL PIPE	Seal gasket
052A 003	GASKET; EYE BOLT,OIL PIPE	Seal gasket
052A 003	GASKET; EYE BOLT,OIL PIPE	Seal gasket
052A 003	GASKET; EYE BOLT,OIL PIPE	Seal gasket
052A 028		O-ring
052A 028	GASKET; OIL PIPE	O-ring
052A 028	GASKET; OIL PIPE	O-ring
052A 040		Bolt
052A 040	BOLT; OIL PIPE	Bolt
052A 040	BOLT; OIL PIPE	Bolt
052A 040	BOLT; OIL PIPE	Bolt
052A 040	BOLT; OIL PIPE	Bolt
052A 044		Bolt
052A 044	BOLT; CLIP,OIL PIPE	Bolt
052A 044	BOLT; CLIP,OIL PIPE	Bolt
052A 044	BOLT; CLIP,OIL PIPE	Bolt
052A 048		Pipe clamp
052A 048	CLIP; OIL PIPE	Pipe clamp
052A 048	CLIP; OIL PIPE	Pipe clamp
052A 048	CLIP; OIL PIPE	Pipe clamp
052A 048	CLIP; OIL PIPE	Pipe clamp



POWERSTAR

052A 054		Support-oil strainer
052A 054	STAY; OIL STRAINER	Support-oil strainer
052A 056		Bolt
052A 056	BOLT; STAY TO BRKT	Bolt
052A 062		Oil pipe assembly--pump and cylinder block
052A 062	PIPE; OIL,PUMP TO C/BL	Oil pipe assembly--pump and cylinder block
052A 063		Hard pipe assembly-- Oil inlet of booster
052A 063	PIPE; OIL,TURBOCHARGER FEED	Hard pipe assembly-- Oil inlet of booster
052A 063	PIPE; OIL,TURBOCHARGER FEED	Hard pipe assembly-- Oil inlet of booster
052A 078		Bolt
052A 078	BOLT; OIL PIPE,PUMP TO BODY	Bolt
052A 078	BOLT; OIL PIPE,PUMP TO BODY	Bolt
052A 078	BOLT; OIL PIPE,PUMP TO BODY	Bolt
052A 085		Hollow bolt--booster's oil inlet pipe
052A 085	BOLT; EYE,OIL PIPE FIX	Hollow bolt--booster's oil inlet pipe
052A 085	BOLT; EYE,OIL PIPE FIX	Hollow bolt--booster's oil inlet pipe
052A 100		Bolt
052A 100	BOLT; CLIP	Bolt
052A 114		Fuel pipe assembly
052A 114	PIPE ASM; OIL,BODY	Fuel pipe assembly
052A 117		Gasket
052A 117	GASKET; JOINT,OIL PIPE	Gasket
052A 132		Hard pipe assembly--oil inlet to oil injection pump
052A 132	PIPE ASM; OIL,INJ PUMP FEED	Hard pipe assembly--oil inlet to oil injection pump
052A 132	PIPE ASM; OIL,INJ PUMP FEED	Hard pipe assembly--oil inlet to oil injection pump
052A 138		Bolt
052A 138	BOLT; CLIP FIX	Bolt
052A 144		Clip
052A 144	CLIP; OIL PIPE,INJ PUMP	Clip
052A 147		Seal ring
052A 147	GASKET; OIL PIPE TO TURBOCHARGER	Seal ring
052A 147	GASKET; OIL PIPE TO TURBOCHARGER	Seal ring



052A 149		Hard pipe assembly--oil return to booster
052A 149	PIPE; OIL RETURN,TURBOCHARGER	Hard pipe assembly--oil return to booster
052A 149	PIPE; OIL RETURN,TURBOCHARGER	Hard pipe assembly--oil return to booster
052A 150		Seal ring
052A 150	GASKET; OIL PIPE TO C/BL	Seal ring
052A 150	GASKET; OIL PIPE TO C/BL	Seal ring
052A 157		Support-PTO
052A 157	BRACKET; OIL PIPE	Support-PTO
052A 157	BRACKET; OIL PIPE	Support-PTO
052A 164		Seal gasket
052A 164	GASKET; EYE BOLT,OIL PIPE,FILTER	Seal gasket
052A 204		Pipe clamp
052A 204	CLIP; OIL PIPE	Pipe clamp
052A 205		Bolt
052A 205	BOLT; CLIP	Bolt
052A 234		Gasket--hollow bolt
052A 234	GASKET; EYE BOLT	Gasket--hollow bolt
052A 234	GASKET; EYE BOLT	Gasket--hollow bolt
052A 234	GASKET; EYE BOLT	Gasket--hollow bolt
052A 267		Clip
052A 267	CLIP; HOSE	Clip
052A 277		Refueling cover assembly
052A 277	CAP; OIL FILLER	Refueling cover assembly
052A 278		Fuel pipe assembly
052A 278	HOSE; RUBBER,OIL FILLER	Fuel pipe assembly
052A 279		Clip
052A 279	CLIP; RUBBER HOSE	Clip
052A 279	CLIP; RUBBER HOSE	Clip
052A 291		Fuel pipe
052A 291	PIPE; OIL	Fuel pipe
052A 291	PIPE; OIL	Fuel pipe
052A 315		Seal ring




POWERSTAR

052A 315	GASKET; OIL FILLER	Seal ring
052A 315	GASKET; OIL FILLER	Seal ring
052A 343		Fuel pipe
052A 343	HOSE; RUBBER	Fuel pipe
052A 343	HOSE; RUBBER	Fuel pipe
052A 384		Support-booster's oil inlet pipe
052A 384	BRACKET; CLIP,OIL PIPE,TURBOCHARGER	Support-booster's oil inlet pipe
052A 384	BRACKET; CLIP,OIL PIPE,TURBOCHARGER	Support-booster's oil inlet pipe
052A 384	BRACKET; CLIP,OIL PIPE,TURBOCHARGER	Support-booster's oil inlet pipe
052A 434		Nut
052A 434	NUT; OIL FILLER	Nut
052A 448		Filter
052A 448	FILLER; OIL	Filter
052A 448	FILLER; OIL	Filter
052A 448	FILLER; OIL	Filter
052A 449		Bolt
052A 449	BOLT; OIL FILLER	Bolt
052A 449	BOLT; OIL FILLER	Bolt
052A 449	BOLT; OIL FILLER	Bolt
052A 449	BOLT; OIL FILLER	Bolt
052A 449	BOLT; OIL FILLER	Bolt
052A 449	BOLT; OIL FILLER	Bolt
052A 454		Fuel pipe assembly
052A 454	PIPE; OIL FILLER	Fuel pipe assembly
052A 461		Binding tape
052A 461	CLIP; HOSE	Binding tape
052A 588		Sensor-oil temperature
052A 588	SENSOR; OIL TEMP	Sensor-oil temperature
052A 588	SENSOR; OIL TEMP	Sensor-oil temperature
057A 472		Bolt
057A 472	BOLT; BRKT	Bolt
057A 710		Support-EGR cooling pipe
057A 710	BRACKET; EGR COOLER	Support-EGR cooling pipe




057A 710	BRACKET; EGR COOLER	Support-EGR cooling pipe
060A 001		Starter
060A 001	STARTER ASM	Starter
060A 001	STARTER ASM	Starter
060A 002		Alternator assembly
060A 002	GENERATOR ASM	Alternator assembly
060A 002	GENERATOR ASM	Alternator assembly
060A 007		Nut
060A 007	NUT; STARTER	Nut
060A 007	NUT; STARTER	Nut
060A 010		Relay
060A 010	RELAY; STARTER	Relay
060A 010	RELAY; STARTER	Relay
060A 011		Bolt
060A 011	BOLT; RELAY STARTER	Bolt
060A 012		Bracket
060A 012	BRACKET; STARTER RELAY	Bracket
060A 013		Bolt
060A 013	BOLT; BRKT	Bolt
060A 016		Bolt
060A 016	BOLT; GEN	Bolt
060A 016	BOLT; GEN	Bolt
060A 017		WASHER
060A 017	WASHER; PL,GEN	WASHER
060A 017	WASHER; PL,GEN	WASHER
060A 019		Support-engine
060A 019	BRACKET; GEN	Support-engine
060A 019	BRACKET; GEN	Support-engine
060A 023		Nut
060A 023	NUT; GEN	Nut
060A 023	NUT; GEN	Nut
060A 026		Bolt



POWERSTAR

060A 026	BOLT; GEN BRKT	Bolt
060A 026	BOLT; GEN BRKT	Bolt
060A 026	BOLT; GEN BRKT	Bolt
060A 046		Relay
060A 046	RELAY; GLOW PLUG	Relay
060A 056		Switch-oil pressure
060A 056	SWITCH; OIL PRESSURE WARNING	Switch-oil pressure
060A 058		Bracket
060A 058	BRACKET; CLIP	Bracket
060A 059		Bolt
060A 059	BOLT; BRKT,HARNESS CLIP	Bolt
060A 059	BOLT; BRKT,HARNESS CLIP	Bolt
060A 100		Clip
060A 100	CLIP; HARNESS	Clip
060A 101		Bolt
060A 101	BOLT; HARNESS	Bolt
060A 108		Water temperature switch
060A 108	SWITCH; THERMO	Water temperature switch
060A 154		Nut
060A 154	NUT; BRKT FIX	Nut
060A 259		Pipe clamp
060A 259	CLIP; BAND,HARNESS TO OIL PIPE	Pipe clamp
060A 259	CLIP; BAND,HARNESS TO OIL PIPE	Pipe clamp
060A 259	CLIP; BAND,HARNESS TO OIL PIPE	Pipe clamp
060A 260		Water temperature sensor
060A 260	SENSOR; WATER TEMP	Water temperature sensor
060A 260	SENSOR; WATER TEMP	Water temperature sensor
060A 262		Clip
060A 262	CLIP; HARNESS	Clip
060A 263		Bolt
060A 263	BOLT; CLIP	Bolt
060A 263	BOLT; CLIP	Bolt



POWER STAR

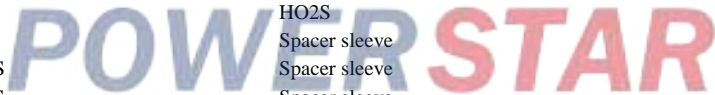
060A 269
060A 269 SLEEVE; RUBBER,CABLE
060A 269 SLEEVE; RUBBER,CABLE
060A 269 SLEEVE; RUBBER,CABLE
060A 293
060A 293 CABLE; STARTER EARTH
060A 293 CABLE; STARTER EARTH
060A 296
060A 296 NUT; RELAY,STARTER
060A 520
060A 520 SENSOR; PRESSURE
060A 520 SENSOR; PRESSURE
060A 593
060A 593 NUT; BRKT
060A 602
060A 602 BOLT; BRKT
060A 602 BOLT; BRKT
060A 606
060A 606 BRACKET; CONT UNIT
060A 606 BRACKET; CONT UNIT
060A 606 BRACKET; CONT UNIT
060A 613
060A 613 CONTROL UNIT; ENG
060A 613 CONTROL UNIT; ENG
060A 613 CONTROL UNIT; ENG
060A 613 CONTROL UNIT; ENG
060A 613 CONTROL UNIT; ENG
060A 690
060A 690 CONNECTOR
060A 690 CONNECTOR
060A 732
060A 732 BOLT; BRKT
060A 740

Spacer sleeve
Spacer sleeve
Spacer sleeve
Spacer sleeve
Ground wire - starter
Ground wire - starter
Ground wire - starter
Nut
Nut
Sensor-pressure
Sensor-pressure
Sensor-pressure
Nut
Nut
Bolt
Bolt
Bolt
Bolt
Bracket
Bracket
Bracket
Bracket
Engine control unit
Engine control unit
Engine control unit
Engine control unit
Engine control unit
Engine control unit
Electrical connector
Electrical connector
Electrical connector
Bolt
Bolt
Nut



POWER STAR

060A 740 NUT	Nut
060A 748	Bolt
060A 748 BOLT; CONT UNIT	Bolt
060A 748 BOLT; CONT UNIT	Bolt
060A 748 BOLT; CONT UNIT	Bolt
060A 749	Support assembly--ECM
060A 749 STAY; CONT UNIT	Support assembly--ECM
060A 752	Gasket--electric connector
060A 752 GASKET	Gasket--electric connector
060A 752 GASKET	Gasket--electric connector
060A 766	Seal gasket
060A 766 GASKET; SENSOR	Seal gasket
060A 813	Wiring harness assembly
060A 813 HARNESS; INJECTOR	Wiring harness assembly
060A 813 HARNESS; INJECTOR	Wiring harness assembly
060A 836	Bolt
060A 836 BOLT; CONNECTOR	Bolt
060A 836 BOLT; CONNECTOR	Bolt
060A 898	HO2S
060A 898 SENSOR; BOOST	HO2S
060A 898 SENSOR; BOOST	HO2S
060A 915	Spacer sleeve
060A 915 SPACER; HARNESS	Spacer sleeve
060A 915 SPACER; HARNESS	Spacer sleeve
060A 995	Controller
060A 995 CONTROL UNIT; DEF DCM	Controller
060A 995 CONTROL UNIT; DEF DCM	Controller
060A 995 CONTROL UNIT; DEF DCM	Controller
060A 995 CONTROL UNIT; DEF DCM	Controller
061A 001	Wiring harness--from positive to negative pole of batter
061A 001 CABLE; BATTERY	Wiring harness--from positive to negative pole of batter
061A 002	Wiring harness-battery's negative pole



061A 002	CABLE; BATTERY	Wiring harness-battery's negative pole
061A 008		Harness
061A 008	CABLE; BATTERY,STARTER	Harness
061A 008	CABLE; BATTERY,STARTER	Harness
061A 009		Clip
061A 009	CLIP; BATTERY CABLE	Clip
061A 009	CLIP; BATTERY CABLE	Clip
061A 009	CLIP; BATTERY CABLE	Clip
061A 009	CLIP; BATTERY CABLE	Clip
061A 009	CLIP; BATTERY CABLE	Clip
061A 009	CLIP; BATTERY CABLE	Clip
061A 009	CLIP; BATTERY CABLE	Clip
061A 009	CLIP; BATTERY CABLE	Clip
061A 010		Bolt
061A 010	BOLT; BATTERY CABLE CLIP	Bolt
061A 010	BOLT; BATTERY CABLE CLIP	Bolt
061A 010	BOLT; BATTERY CABLE CLIP	Bolt
061A 010	BOLT; BATTERY CABLE CLIP	Bolt
061A 010	BOLT; BATTERY CABLE CLIP	Bolt
061A 012		Nut
061A 012	NUT; BATTERY CABLE CLIP	Nut
061A 012	NUT; BATTERY CABLE CLIP	Nut
061A 013		Rubber bushing
061A 013	GROMMET; BATTERY CABLE	Rubber bushing
061A 018		Clip
061A 018	CLIP; BATTERY CABLE	Clip
061A 018	CLIP; BATTERY CABLE	Clip
061A 021		Bolt
061A 021	BOLT; CLIP CABLE	Bolt
061A 023		Bracket
061A 023	BRACKET; CABLE CLIP TO FRAME	Bracket
061A 023	BRACKET; CABLE CLIP TO FRAME	Bracket



061A 023	BRACKET; CABLE CLIP TO FRAME	Bracket
061A 023	BRACKET; CABLE CLIP TO FRAME	Bracket
061A 023	BRACKET; CABLE CLIP TO FRAME	Bracket
061A 023	BRACKET; CABLE CLIP TO FRAME	Bracket
061A 023	BRACKET; CABLE CLIP TO FRAME	Bracket
061A 023	BRACKET; CABLE CLIP TO FRAME	Bracket
061A 023	BRACKET; CABLE CLIP TO FRAME	Bracket
061A 023	BRACKET; CABLE CLIP TO FRAME	Bracket
061A 024		Bolt
061A 024	BOLT; BRKT TO FRAME	Bolt
061A 024	BOLT; BRKT TO FRAME	Bolt
061A 024	BOLT; BRKT TO FRAME	Bolt
061A 028		Nut
061A 028	NUT; BRKT TO FRAME	Nut
061A 028	NUT; BRKT TO FRAME	Nut
061A 033		Insulated cap
061A 033	CAP; INSULATOR	Insulated cap
061A 060		Spring washer
061A 060	WASHER; LK,BATTERY CABLE	Spring washer
061A 061		Bracket
061A 061	BRACKET; BATTERY CABLE	Bracket
061A 075		Bolt
061A 075	BOLT; BRKT	Bolt
061A 099		Clip
061A 099	CLIP; BATTERY CABLE	Clip
061A 099	CLIP; BATTERY CABLE	Clip
061A 100		Bolt
061A 100	BOLT; BATTERY CABLE CLIP	Bolt
061A 101		Nut
061A 101	NUT; BATTERY CABLE CLIP	Nut
061A 107		Binding tape
061A 107	CLIP; BAND	Binding tape




POWERSTAR

061A 110		Nut
061A 110	NUT; HARNESS TO BATTERY EARTH	Nut
065A 001		SEAL KIT; STARTER
065A 001	SEAL KIT; STARTER	SEAL KIT; STARTER
065A 002		CASE; PINION,STARTER
065A 002	CASE; PINION,STARTER	CASE; PINION,STARTER
065A 002	CASE; PINION,STARTER	CASE; PINION,STARTER
065A 005		CLIP; PINION STOPPER STARTER
065A 005	CLIP; PINION STOPPER STARTER	CLIP; PINION STOPPER STARTER
065A 006		STOPPER; PINION STARTER
065A 006	STOPPER; PINION STARTER	STOPPER; PINION STARTER
065A 006	STOPPER; PINION STARTER	STOPPER; PINION STARTER
065A 007		CLUTCH ASM; PINION,STARTER
065A 007	CLUTCH ASM; PINION,STARTER	CLUTCH ASM; PINION,STARTER
065A 007	CLUTCH ASM; PINION,STARTER	CLUTCH ASM; PINION,STARTER
065A 008		BRACKET; CENTER STARTER
065A 008	BRACKET; CENTER STARTER	BRACKET; CENTER STARTER
065A 010		SHAFT; GEAR STARTER
065A 010	SHAFT; GEAR STARTER	SHAFT; GEAR STARTER
065A 011		WASHER; GEAR SHAFT STARTER
065A 011	WASHER; GEAR SHAFT STARTER	WASHER; GEAR SHAFT STARTER
065A 011	WASHER; GEAR SHAFT STARTER	WASHER; GEAR SHAFT STARTER
065A 013		YOKE; STARTER
065A 013	YOKE; STARTER	YOKE; STARTER
065A 013	YOKE; STARTER	YOKE; STARTER
065A 016		ARMATURE; STARTER
065A 016	ARMATURE; STARTER	ARMATURE; STARTER
065A 016	ARMATURE; STARTER	ARMATURE; STARTER
065A 017		BEARING; ARMATURE,STARTER
065A 017	BEARING; ARMATURE,STARTER	BEARING; ARMATURE,STARTER
065A 018		WASHER; THRUST,ARMATURE,STARTER
065A 018	WASHER; THRUST,ARMATURE,STARTER	WASHER; THRUST,ARMATURE,STARTER

065A 018	WASHER; THRUST,ARMATURE,STARTER	WASHER; THRUST,ARMATURE,STARTER
065A 020		BRUSH; (+),STARTER
065A 020	BRUSH; (+),STARTER	BRUSH; (+),STARTER
065A 021		SPRING; BRUSH HOLDER STARTER
065A 021	SPRING; BRUSH HOLDER STARTER	SPRING; BRUSH HOLDER STARTER
065A 022		HOLDER; BRUSH STARTER
065A 022	HOLDER; BRUSH STARTER	HOLDER; BRUSH STARTER
065A 022	HOLDER; BRUSH STARTER	HOLDER; BRUSH STARTER
065A 023		COVER; RR COVER STARTER
065A 023	COVER; RR COVER STARTER	COVER; RR COVER STARTER
065A 027		BOLT; THROUGH,STARTER
065A 027	BOLT; THROUGH,STARTER	BOLT; THROUGH,STARTER
065A 027	BOLT; THROUGH,STARTER	BOLT; THROUGH,STARTER
065A 028		LEVER; SHIFT,STARTER
065A 028	LEVER; SHIFT,STARTER	LEVER; SHIFT,STARTER
065A 028	LEVER; SHIFT,STARTER	LEVER; SHIFT,STARTER
065A 029		PIN; SHIFT LEVER STARTER
065A 029	PIN; SHIFT LEVER STARTER	PIN; SHIFT LEVER STARTER
065A 030		PLATE; ENGAGE SW STARTER
065A 030	PLATE; ENGAGE SW STARTER	PLATE; ENGAGE SW STARTER
065A 031		SWITCH; ENGAGE STARTER
065A 031	SWITCH; ENGAGE STARTER	SWITCH; ENGAGE STARTER
065A 031	SWITCH; ENGAGE STARTER	SWITCH; ENGAGE STARTER
065A 041		SCREW; RR COVER,STARTER
065A 041	SCREW; RR COVER,STARTER	SCREW; RR COVER,STARTER
065A 046		GEAR; CLU STARTER
065A 046	GEAR; CLU STARTER	GEAR; CLU STARTER
065A 048		BALL; PINION,STARTER
065A 048	BALL; PINION,STARTER	BALL; PINION,STARTER
065A 054		CLUTCH; PINION,STARTER
065A 054	CLUTCH; PINION,STARTER	CLUTCH; PINION,STARTER
065A 054	CLUTCH; PINION,STARTER	CLUTCH; PINION,STARTER

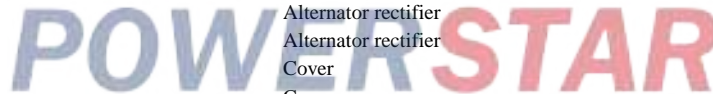


065A 055		PINION; CLU,STARTER
065A 055	PINION; CLU,STARTER	PINION; CLU,STARTER
065A 055	PINION; CLU,STARTER	PINION; CLU,STARTER
065A 057		COVER ASM; RR,STARTER
065A 057	COVER ASM; RR,STARTER	COVER ASM; RR,STARTER
065A 079		HOLDER; SHIFT LEVER
065A 079	HOLDER; SHIFT LEVER	HOLDER; SHIFT LEVER
065A 082		COVER; DUST ENGAGE SW STARTER
065A 082	COVER; DUST ENGAGE SW STARTER	COVER; DUST ENGAGE SW STARTER
065A 085		BOLT; ENGAGE SW FIX,STARTER
065A 085	BOLT; ENGAGE SW FIX,STARTER	BOLT; ENGAGE SW FIX,STARTER
065A 088		NUT; MAG SW,STARTER
065A 088	NUT; MAG SW,STARTER	NUT; MAG SW,STARTER
065A 090		GASKET; ARMATURE
065A 090	GASKET; ARMATURE	GASKET; ARMATURE
065A 091		COVER; STARTER
065A 091	COVER; STARTER	COVER; STARTER
065A 096		GASKET; FRT CASE
065A 096	GASKET; FRT CASE	GASKET; FRT CASE
065A 097		GEAR; STARTER
065A 097	GEAR; STARTER	GEAR; STARTER
065A 097	GEAR; STARTER	GEAR; STARTER
065A 097	GEAR; STARTER	GEAR; STARTER
065A 109		WASHER; PINION STOPPER,STARTER
065A 109	WASHER; PINION STOPPER,STARTER	WASHER; PINION STOPPER,STARTER
065A 114		NUT; TERMINAL
065A 114	NUT; TERMINAL	NUT; TERMINAL
065A 128		BEARING; STARTER
065A 128	BEARING; STARTER	BEARING; STARTER
065A 131		COVER; PINION,STARTER
065A 131	COVER; PINION,STARTER	COVER; PINION,STARTER
065A 133		SCREW SET; STARTER



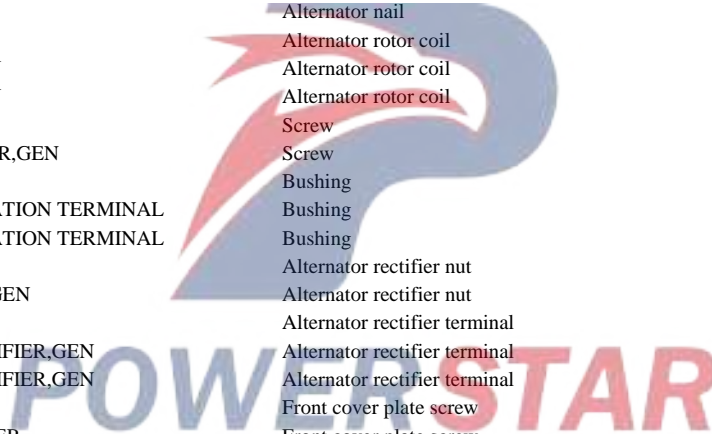
POWER STAR

065A 133	SCREW SET; STARTER	SCREW SET; STARTER
065A 135		SPRING; STARTER
065A 135	SPRING; STARTER	SPRING; STARTER
065A 147		PIECE; SHIFT
065A 147	PIECE; SHIFT	PIECE; SHIFT
066A 001		Rear alternator cover assembly
066A 001	COVER ASM; RR,GEN	Rear alternator cover assembly
066A 001	COVER ASM; RR,GEN	Rear alternator cover assembly
066A 002		Alternator roller shaft
066A 002	ROTOR; GEN	Alternator roller shaft
066A 002	ROTOR; GEN	Alternator roller shaft
066A 003		Alternator rotor bearing
066A 003	BEARING; ROTOR,GEN	Alternator rotor bearing
066A 003	BEARING; ROTOR,GEN	Alternator rotor bearing
066A 003	BEARING; ROTOR,GEN	Alternator rotor bearing
066A 003	BEARING; ROTOR,GEN	Alternator rotor bearing
066A 006		Alternator voltage regulator assembly
066A 006	REGULATOR ASM; VOLTAGE,GEN	Alternator voltage regulator assembly
066A 006	REGULATOR ASM; VOLTAGE,GEN	Alternator voltage regulator assembly
066A 010		Alternator rectifier
066A 010	RECTIFIER; GEN	Alternator rectifier
066A 010	RECTIFIER; GEN	Alternator rectifier
066A 011		Cover
066A 011	COVER; RR,GEN	Cover
066A 015		Seal gasket
066A 015	RETAINER; ROTOR,GEN	Seal gasket
066A 016		Alternator rectifier terminal assembly
066A 016	TERMINAL ASM; RECTIFIER,GEN	Alternator rectifier terminal assembly
066A 017		Front engine hood assembly
066A 017	COVER ASM; FRT,GEN	Front engine hood assembly
066A 017	COVER ASM; FRT,GEN	Front engine hood assembly
066A 018		Nut



POWER STAR

066A 018 NUT; PULLEY,GEN	Nut
066A 019	Alternator pulley
066A 019 PULLEY; GEN	Alternator pulley
066A 019 PULLEY; GEN	Alternator pulley
066A 020	FAN; GEN
066A 020 FAN; GEN	FAN; GEN
066A 022	Alternator nail
066A 022 STATOR; GEN	Alternator nail
066A 022 STATOR; GEN	Alternator nail
066A 023	Alternator rotor coil
066A 023 COIL; ROTOR GEN	Alternator rotor coil
066A 023 COIL; ROTOR GEN	Alternator rotor coil
066A 024	Screw
066A 024 SCREW; RECTIFIER,GEN	Screw
066A 025	Bushing
066A 025 BUSHING; INSULATION TERMINAL	Bushing
066A 025 BUSHING; INSULATION TERMINAL	Bushing
066A 027	Alternator rectifier nut
066A 027 NUT; RECTIFIER,GEN	Alternator rectifier nut
066A 032	Alternator rectifier terminal
066A 032 TERMINAL; RECTIFIER,GEN	Alternator rectifier terminal
066A 032 TERMINAL; RECTIFIER,GEN	Alternator rectifier terminal
066A 036	Front cover plate screw
066A 036 SCREW; FRT COVER	Front cover plate screw
066A 036 SCREW; FRT COVER	Front cover plate screw
066A 043	Rear engine cover screw
066A 043 SCREW; RR END COVER	Rear engine cover screw
066A 043 SCREW; RR END COVER	Rear engine cover screw
066A 043 SCREW; RR END COVER	Rear engine cover screw
066A 043 SCREW; RR END COVER	Rear engine cover screw
066A 071	HOLDER; TERMINAL,GEN
066A 071 HOLDER; TERMINAL,GEN	HOLDER; TERMINAL,GEN



066A 077		Screw
066A 077	SCREW; REG	Screw
066A 081		Gasket
066A 081	SPACER; ROTOR,GEN	Gasket
066A 086		Alternator belt pulley nut package
066A 086	NUT SET; PULLEY,GEN	Alternator belt pulley nut package
066A 112		Bracket
066A 112	PLATE ASM: GEN	Bracket
066A 127		Alternator fixing bolt
066A 127	BOLT SET; GEN	Alternator fixing bolt
066A 128		Bolt
066A 128	BOLT; GEN	Bolt
066A 130		Alternator connector
066A 130	CONNECTOR; GEN	Alternator connector
066A 130	CONNECTOR; GEN	Alternator connector
066A 133		Screw
066A 133	SCREW; TERMINAL,GENERATOR	Screw
066A 136		Alternator clamp
066A 136	CLAMP; GENERATOR	Alternator clamp
066A 145		WASHER
066A 145	WASHER; TERMINAL,GEN	WASHER
066A 146		SCREW; HOLDER
066A 146	SCREW; HOLDER	SCREW; HOLDER
066A 147		CLIP; GEN
066A 147	CLIP; GEN	CLIP; GEN
066A 148		Nut
066A 148	NUT; TERMINAL,GEN	Nut
066A 149		Bracket bolt
066A 149	BOLT; BRACKET	Bracket bolt
066A 150		BOLT; CLIP
066A 150	BOLT; CLIP	BOLT; CLIP
066A 151		Bracket

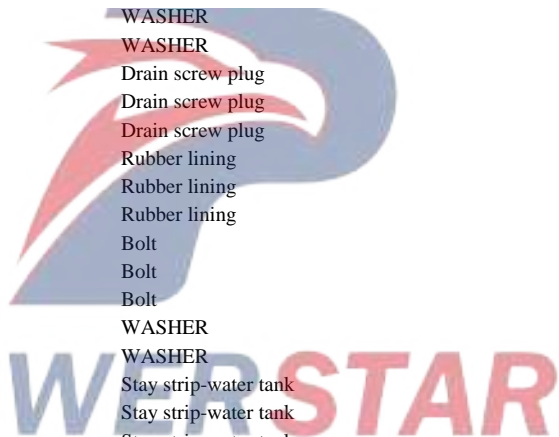


066A 151	BRACKET; GEN	Bracket
066A 152		WASHER
066A 152	WASHER; BRKT	WASHER
087A 001		COUPLING; INJ PUMP DRIVE
087A 001	COUPLING; INJ PUMP DRIVE	COUPLING; INJ PUMP DRIVE
087A 002		BOLT; COUPLING FIX,INJ PUMP
087A 002	BOLT; COUPLING FIX,INJ PUMP	BOLT; COUPLING FIX,INJ PUMP
087A 006		COUPLING; CROSS,INJ PUMP DRIVE
087A 006	COUPLING; CROSS,INJ PUMP DRIVE	COUPLING; CROSS,INJ PUMP DRIVE
087A 007		PLATE; COUPLING,COUPLING SIDE
087A 007	PLATE; COUPLING,COUPLING SIDE	PLATE; COUPLING,COUPLING SIDE
087A 009		BOLT; PLATE TO COUPLING,INJ PUMP
087A 009	BOLT; PLATE TO COUPLING,INJ PUMP	BOLT; PLATE TO COUPLING,INJ PUMP
087A 010		NUT; PLATE TO COUPLING,INJ PUMP
087A 010	NUT; PLATE TO COUPLING,INJ PUMP	NUT; PLATE TO COUPLING,INJ PUMP
087A 014		BOLT; PLATE TO CROSS COUPLING,TIMER SIDI
087A 014	BOLT; PLATE TO CROSS COUPLING,TIMER SIDI	BOLT; PLATE TO CROSS COUPLING,TIMER SIDI
087A 020		BOLT; COUPLING TO INJ PUMP
087A 020	BOLT; COUPLING TO INJ PUMP	BOLT; COUPLING TO INJ PUMP
101A 002		Connecting rod assembly-throttle control
101A 002	LEVER; ENG CONT	Connecting rod assembly-throttle control
101A 014		Accelerator pedal
101A 014	PAD; PEDAL,ACCEL	Accelerator pedal
101A 015		Support plate-accelerator pedal
101A 015	STAND; HEEL,ACCEL PEDAL	Support plate-accelerator pedal
101A 046		Split retaining ring
101A 046	RING; SNAP,ACCEL CONT PEDAL	Split retaining ring
101A 065		Bolt
101A 065	BOLT	Bolt
101A 065	BOLT	Bolt
101A 066		Welded nut
101A 066	NUT; BRKT	Welded nut

101A 080		Accelerator pedal assembly
101A 080	LINK ASM; ENG CONT	Accelerator pedal assembly
101A 081		Return spring
101A 081	SPRING; RETURN,ENG CONT LEVER	Return spring
101A 082		Lining washer
101A 082	BUSHING; ENG CONT LVR	Lining washer
101A 083		Support assembly-throttle control
101A 083	BRACKET; CONT LINK	Support assembly-throttle control
101A 124		Butterfly retainer ring
101A 124	NUT; LEVER	Butterfly retainer ring
101A 158		Nut
101A 158	NUT; BRKT	Nut
101A 170		Knob-switch
101A 170	KNOB	Knob-switch
101A 230		Pin
101A 230	PIN; JOINT,ACCEL PEDAL TO BRKT	Pin
101A 243		Throttle sensor
101A 243	SENSOR; ACCEL	Throttle sensor
101A 262		Idle switch
101A 262	SWITCH; ACCEL,IDLE	Idle switch
101A 332		Limit support assembly-accelerator pedal
101A 332	BRACKET; ACCEL PEDAL STOPPER	Limit support assembly-accelerator pedal
101A 528		Nut
101A 528	NUT; ACCEL SENSOR	Nut
101A 608		Bolt
101A 608	BOLT; LEVER TO SHAFT	Bolt
101A 609		Nut
101A 609	NUT; LEVER TO SHAFT	Nut
101A 773		Bracket
101A 773	HOLDER; ACCEL PEDAL	Bracket
110A 001		Radiator and intercooler assembly
110A 001	RADIATOR ASM	Radiator and intercooler assembly



110A 001	RADIATOR ASM	Radiator and intercooler assembly
110A 002		Air guard ring assembly
110A 002	GUIDE; FAN	Air guard ring assembly
110A 017		Sealing strip
110A 017	SEAL; RAD,UPR	Sealing strip
110A 021		Sealing
110A 021	SEAL; RAD	Sealing
110A 021	SEAL; RAD	Sealing
110A 050		WASHER
110A 050	WASHER; PL,RAD SHUTTER	WASHER
110A 051		Drain screw plug
110A 051	PLUG; DRAIN	Drain screw plug
110A 051	PLUG; DRAIN	Drain screw plug
110A 060		Rubber lining
110A 060	GROMMET	Rubber lining
110A 060	GROMMET	Rubber lining
110A 062		Bolt
110A 062	BOLT; STAY	Bolt
110A 062	BOLT; STAY	Bolt
110A 064		WASHER
110A 064	WASHER; STAY TO RAD	WASHER
110A 070		Stay strip-water tank
110A 070	STAY; RAD	Stay strip-water tank
110A 070	STAY; RAD	Stay strip-water tank
110A 073		Rubber pad-water tank installation
110A 073	RUBBER; CUSHION,RAD MTG	Rubber pad-water tank installation
110A 074		WASHER
110A 074	WASHER; PL,CUSHION RUBBER	WASHER
110A 075		Stud
110A 075	BOLT; CUSHION RUBBER,RAD MTG	Stud
110A 078		Nut
110A 078	NUT; CUSHION RUBBER	Nut



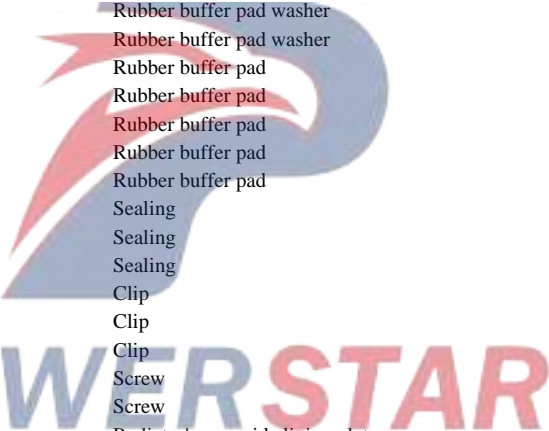
110A 079
110A 079 GUIDE; FAN,RAD
110A 079 GUIDE; FAN,RAD
110A 080
110A 080 BOLT; FAN GUIDE
110A 080 BOLT; FAN GUIDE
110A 080 BOLT; FAN GUIDE
110A 080 BOLT; FAN GUIDE
110A 080 BOLT; FAN GUIDE
110A 082
110A 082 COVER; FAN,RAD
110A 082 COVER; FAN,RAD
110A 089
110A 089 BOLT
110A 089 BOLT
110A 089 BOLT
110A 089 BOLT
110A 097
110A 097 TUBE; DIST,FAN GUIDE
110A 107
110A 107 BOLT; BRKT TO STAY
110A 107 BOLT; BRKT TO STAY
110A 110
110A 110 STAY; FAN GUIDE
110A 110 STAY; FAN GUIDE
110A 114
110A 114 BOLT; STAY
110A 114 BOLT; STAY
110A 114 BOLT; STAY
110A 115
110A 115 BRACKET; FAN GUIDE
110A 115 BRACKET; FAN GUIDE

Radiator's fan guider
Radiator's fan guider
Radiator's fan guider
Bolt
Bolt
Bolt
Bolt
Bolt
Bolt
Radiator's fan cover
Radiator's fan cover
Radiator's fan cover
Bolt
Bolt
Bolt
Bolt
Bolt
Rubber bushing
Rubber bushing
Bolt
Bolt
Bolt
Strut rod
Strut rod
Strut rod
Bolt
Bolt
Bolt
Bolt
Strut rod
Strut rod
Strut rod



POWERSTAR

110A 115	BRACKET; FAN GUIDE	Strut rod
110A 115	BRACKET; FAN GUIDE	Strut rod
110A 117		Rubber pad
110A 117	RUBBER; MTG,FAN GUIDE	Rubber pad
110A 232		Lining rubber spacer ring
110A 232	COLLAR; DIST,CUSHION RUBBER	Lining rubber spacer ring
110A 232	COLLAR; DIST,CUSHION RUBBER	Lining rubber spacer ring
110A 235		Rubber buffer pad washer
110A 235	WASHER; CUSHION RUBBER	Rubber buffer pad washer
110A 235	WASHER; CUSHION RUBBER	Rubber buffer pad washer
110A 267		Rubber buffer pad
110A 267	RUBBER; CUSHION	Rubber buffer pad
110A 267	RUBBER; CUSHION	Rubber buffer pad
110A 267	RUBBER; CUSHION	Rubber buffer pad
110A 267	RUBBER; CUSHION	Rubber buffer pad
110A 336		Sealing
110A 336	SEAL; LWR,RAD	Sealing
110A 336	SEAL; LWR,RAD	Sealing
110A 427		Clip
110A 427	CLIP; FAN GUIDE	Clip
110A 427	CLIP; FAN GUIDE	Clip
110A 501		Screw
110A 501	SCREW	Screw
110A 528		Radiator's core-side lining plate
110A 528	PLATE; SIDE,RADIATOR CORE	Radiator's core-side lining plate
110A 528	PLATE; SIDE,RADIATOR CORE	Radiator's core-side lining plate
110A 528	PLATE; SIDE,RADIATOR CORE	Radiator's core-side lining plate
110A 528	PLATE; SIDE,RADIATOR CORE	Radiator's core-side lining plate
110A 570		Screen assembly
110A 570	SCREEN ASM; RADIATOR	Screen assembly
110A 571		Return spring
110A 571	SPRING; RADIATOR SCREEN	Return spring



POWERSTAR

111A 007		Switch
111A 007	SWITCH ASM; TANK	Switch
111A 009		Gasket
111A 009	GASKET; SWITCH	Gasket
111A 010		Clip
111A 010	CLIP; RUBBER HOSE	Clip
111A 010	CLIP; RUBBER HOSE	Clip
111A 010	CLIP; RUBBER HOSE	Clip
111A 010	CLIP; RUBBER HOSE	Clip
111A 010	CLIP; RUBBER HOSE	Clip
111A 010	CLIP; RUBBER HOSE	Clip
111A 010	CLIP; RUBBER HOSE	Clip
111A 010	CLIP; RUBBER HOSE	Clip
111A 010	CLIP; RUBBER HOSE	Clip
111A 010	CLIP; RUBBER HOSE	Clip
111A 020		Clip
111A 020	CLIP; HOSE,RAD	Clip
111A 038		Bracket
111A 038	BRACKET; RUBBER HOSE	Bracket
111A 039		Bolt
111A 039	BOLT; BRKT FIX	Bolt
111A 040		Bolt
111A 040	BOLT; CLIP	Bolt
111A 040	BOLT; CLIP	Bolt
111A 040	BOLT; CLIP	Bolt
111A 042		Hose
111A 042	HOSE; RUBBER	Hose
111A 055		Radiator's water outlet hose
111A 055	HOSE; WATER,RAD OUTLET	Radiator's water outlet hose
111A 055	HOSE; WATER,RAD OUTLET	Radiator's water outlet hose
111A 060		Water tank cover
111A 060	CAP; SUB TANK	Water tank cover
111A 063		Auxiliary water tank assembly



POWERSTAR

111A 063	TANK ASM; SUB	Auxiliary water tank assembly
111A 068		Nut
111A 068	NUT; BRKT	Nut
111A 087		Bracket
111A 087	BRACKET; SUB TANK	Bracket
111A 087	BRACKET; SUB TANK	Bracket
111A 090		Bolt
111A 090	BOLT; SUB TANK TO BRKT	Bolt
111A 090	BOLT; SUB TANK TO BRKT	Bolt
111A 128		Radiator's water inlet hose
111A 128	HOSE; WATER,RAD INL	Radiator's water inlet hose
111A 128	HOSE; WATER,RAD INL	Radiator's water inlet hose
111A 148		Water pipe
111A 148	HOSE; RUBBER,OUT	Water pipe
111A 148	HOSE; RUBBER,OUT	Water pipe
111A 148	HOSE; RUBBER,OUT	Water pipe
111A 148	HOSE; RUBBER,OUT	Water pipe
111A 148	HOSE; RUBBER,OUT	Water pipe
111A 199		Rubber cover
111A 199	CAP; RUBBER	Rubber cover
111A 211		Hose
111A 211	CAP; RUBBER	Hose
111A 211	CAP; RUBBER	Hose
111A 211	CAP; RUBBER	Hose
130A 001		Air filter assembly
130A 001	CLEANER ASM; AIR	Air filter assembly
130A 001	CLEANER ASM; AIR	Air filter assembly
130A 008		Air filter cover assembly
130A 008	COVER ASM; ACL	Air filter cover assembly
130A 008	COVER ASM; ACL	Air filter cover assembly
130A 026		Internal air filter
130A 026	FILTER; ACL,INNER	Internal air filter



POWERSTAR

130A 026 FILTER; ACL,INNER
130A 027
130A 027 FILTER; ACL,OUTER
130A 027 FILTER; ACL,OUTER
130A 067
130A 067 COVER; ACL
130A 067 COVER; ACL
130A 094
130A 094 VALVE; VACUATOR
130A 094 VALVE; VACUATOR
130A 212
130A 212 BOLT; MUD COVER
130A 236
130A 236 NUT; COVER,ACL
130A 256
130A 256 SENSOR; AIRFLOW
131A 002
131A 002 HOSE; ACL
131A 005
131A 005 CLIP; AIR DUCT
131A 005 CLIP; AIR DUCT
131A 005 CLIP; AIR DUCT
131A 026
131A 026 DUCT; AIR INT
131A 048
131A 048 BOLT; AIR DUCT
131A 048 BOLT; AIR DUCT
131A 049
131A 049 NUT; AIR DUCT
131A 049 NUT; AIR DUCT
131A 049 NUT; AIR DUCT
131A 049 NUT; AIR DUCT

Internal air filter
External air filter
External air filter
External air filter
Support assembly-air filter
Support assembly-air filter
Support assembly-air filter
Vacuumizer's air valve
Vacuumizer's air valve
Vacuumizer's air valve
Bolt
Bolt
Nut
Nut
Indicator assembly
Indicator assembly
Air intake device
Air intake device
Clip
Clip
Clip
Clip
Air intake device
Air intake device
Bolt
Bolt
Bolt
Nut
Nut
Nut
Nut
Nut



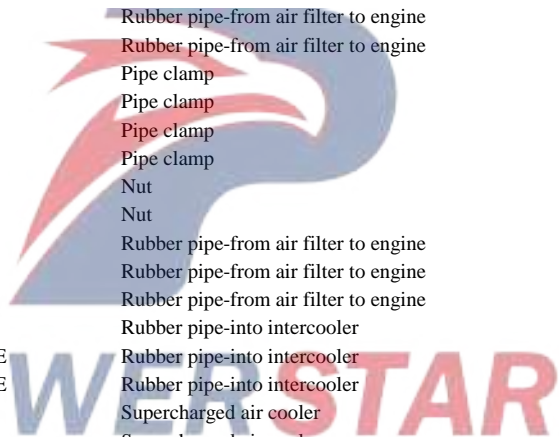
131A 056
131A 056 WASHER; LK,AIR INT DUCT
131A 056 WASHER; LK,AIR INT DUCT
131A 058
131A 058 SUPPORT; AIR INL DUCT
131A 058 SUPPORT; AIR INL DUCT
131A 061
131A 061 BOLT; BRKT,AIR DUCT
131A 064
131A 064 BOLT; BRKT,AIR DUCT
131A 071
131A 071 CLIP; AIR DUCT
131A 071 CLIP; AIR DUCT
131A 153
131A 153 BRACKET; ACL,FRT
131A 153 BRACKET; ACL,FRT
131A 155
131A 155 BOLT; BRKT
131A 155 BOLT; BRKT
131A 156
131A 156 NUT; BRKT
131A 209
131A 209 BRACKET; ACL
131A 209 BRACKET; ACL
131A 210
131A 210 BOLT; ACL BRKT
131A 211
131A 211 NUT; BRKT
131A 242
131A 242 BRACKET; AIR DUCT
131A 242 BRACKET; AIR DUCT
131A 242 BRACKET; AIR DUCT

Spring washer
Spring washer
Spring washer
Rubber support
Rubber support
Rubber support
Bolt
Bolt
Bolt
Bolt
Pipe clamp
Pipe clamp
Pipe clamp
Bracket
Bracket
Bracket
Bolt
Bolt
Bolt
Nut
Nut
Bracket
Bracket
Bracket
Bolt
Bolt
Nut
Nut
Bracket
Bracket
Bracket
Bracket



POWERSTAR

131A 245		Nut
131A 245	PIECE; DIST,AIR DUCT	Nut
131A 252		Connector
131A 252	DUCT; AIR INT	Connector
131A 252	DUCT; AIR INT	Connector
131A 296		Nut
131A 296	NUT; ACL	Nut
131A 320		Rubber pipe-from air filter to engine
131A 320	HOSE; CONN,ACL	Rubber pipe-from air filter to engine
131A 320	HOSE; CONN,ACL	Rubber pipe-from air filter to engine
131A 353		Pipe clamp
131A 353	CLIP; RUBBER HOSE	Pipe clamp
131A 357		Pipe clamp
131A 357	CLIP; RUBBER HOSE	Pipe clamp
131A 381		Nut
131A 381	NUT; BRKT,AIR DUCT	Nut
131A 488		Rubber pipe-from air filter to engine
131A 488	HOSE; RUBBER,PIPE	Rubber pipe-from air filter to engine
131A 488	HOSE; RUBBER,PIPE	Rubber pipe-from air filter to engine
131A 548		Rubber pipe-into intercooler
131A 548	HOSE; RUBBER,TURBO TO INL PIPE	Rubber pipe-into intercooler
131A 548	HOSE; RUBBER,TURBO TO INL PIPE	Rubber pipe-into intercooler
135A 001		Supercharged air cooler
135A 001	COOLER; CHARGE AIR	Supercharged air cooler
135A 001	COOLER; CHARGE AIR	Supercharged air cooler
135A 015		Supercharged air cooler bolt
135A 015	BOLT; CHARGE AIR COOLER	Supercharged air cooler bolt
135A 015	BOLT; CHARGE AIR COOLER	Supercharged air cooler bolt
135A 015	BOLT; CHARGE AIR COOLER	Supercharged air cooler bolt
135A 015	BOLT; CHARGE AIR COOLER	Supercharged air cooler bolt
135A 016		Inflation cooler flat washer
135A 016	WASHER; PL,CHARGE AIR COOLER	Inflation cooler flat washer



135A 016	WASHER; PL,CHARGE AIR COOLER	Inflation cooler flat washer
135A 021		Bolt
135A 021	BOLT	Bolt
135A 021	BOLT	Bolt
135A 139		Grille protection
135A 139	GUARD; RAD	Grille protection
135A 140		WASHER
135A 140	WASHER; PL	WASHER
140A 001		Fuel tank assembly
140A 001	TANK; FUEL	Fuel tank assembly
140A 001	TANK; FUEL	Fuel tank assembly
140A 025		Fuel tank cover
140A 025	CAP; FILLER,FUEL TANK	Fuel tank cover
140A 025	CAP; FILLER,FUEL TANK	Fuel tank cover
140A 038		Bracket pad belt
140A 038	INSULATION; SUPPORT BELT	Bracket pad belt
140A 038	INSULATION; SUPPORT BELT	Bracket pad belt
140A 040		Strap
140A 040	BELT; SUPPORT,FUEL TANK	Strap
140A 040	BELT; SUPPORT,FUEL TANK	Strap
140A 041		Adjusting pin
140A 041	PIN; SUPPORT BELT	Adjusting pin
140A 041	PIN; SUPPORT BELT	Adjusting pin
140A 041	PIN; SUPPORT BELT	Adjusting pin
140A 041	PIN; SUPPORT BELT	Adjusting pin
140A 043		Bracket assembly
140A 043	BRACKET; FUEL TANK	Bracket assembly
140A 043	BRACKET; FUEL TANK	Bracket assembly
140A 045		Bolt
140A 045	BOLT; BRKT,FUEL TANK	Bolt
140A 045	BOLT; BRKT,FUEL TANK	Bolt
140A 049		Nut



POWERSTAR

140A 049	NUT; BRKT	Nut
140A 051		Bolt
140A 051	BOLT; BRKT TO FRAME	Bolt
140A 059		Nut
140A 059	NUT; FUEL TANK	Nut
140A 206		Bracket
140A 206	SLEEPER; FUEL TANK	Bracket
140A 206	SLEEPER; FUEL TANK	Bracket
140A 237		Bracket pad belt
140A 237	GASKET; BRKT TO FUEL TANK	Bracket pad belt
140A 237	GASKET; BRKT TO FUEL TANK	Bracket pad belt
140A 322		Bolt
140A 322	BOLT; BRKT FIX	Bolt
140A 322	BOLT; BRKT FIX	Bolt
140A 341		Binding tape
140A 341	CLIP; BAND,RUBBER HOSE	Binding tape
140A 460		WASHER
140A 460	WASHER; PL,BRKT	WASHER
140A 460	WASHER; PL,BRKT	WASHER
140A 488		Hose
140A 488	HOSE; RUBBER	Hose
140A 526		Fuel amount sensor
140A 526	SENDER; FUEL TANK	Fuel amount sensor
140A 622		Bolt plate
140A 622	STUD; BRACKET	Bolt plate
141A 004		Nut
141A 004	NUT; BRKT	Nut
141A 032		Fuel hose
141A 032	PIPE; DELIVERY,FUEL TANK	Fuel hose
141A 032	PIPE; DELIVERY,FUEL TANK	Fuel hose
141A 032	PIPE; DELIVERY,FUEL TANK	Fuel hose
141A 037		Fuel hose

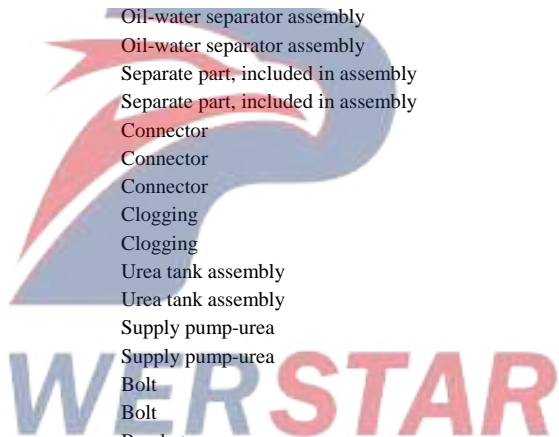


141A 037	HOSE; RUBBER DELIVERY	Fuel hose
141A 037	HOSE; RUBBER DELIVERY	Fuel hose
141A 038		Rubber jacket
141A 038	SLEEVE; RUBBER,RUBBER HOSE	Rubber jacket
141A 038	SLEEVE; RUBBER,RUBBER HOSE	Rubber jacket
141A 041		Clip
141A 041	CLIP; FUEL PIPE,FUEL TANK	Clip
141A 041	CLIP; FUEL PIPE,FUEL TANK	Clip
141A 048		Bolt
141A 048	BOLT; BRKT	Bolt
141A 096		Circumferential clamp
141A 096	GROMMET; PIPE,FUEL TANK	Circumferential clamp
141A 097		Bracket
141A 097	BRACKET; CLIP	Bracket
141A 100		Clip – fuel pipe
141A 100	CLIP; FUEL PIPE	Clip – fuel pipe
141A 100	CLIP; FUEL PIPE	Clip – fuel pipe
141A 101		Bolt
141A 101	BOLT; CLIP,FUEL PIPE	Bolt
141A 101	BOLT; CLIP,FUEL PIPE	Bolt
141A 102		Nut
141A 102	NUT; CLIP,FUEL PIPE	Nut
141A 102	NUT; CLIP,FUEL PIPE	Nut
141A 228		Bolt
141A 228	BOLT; BRKT,SEDIMENTER	Bolt
141A 279		WASHER
141A 279	WASHER	WASHER
141A 289		Clip
141A 289	CLIP; BAND,HOSE	Clip
141A 289	CLIP; BAND,HOSE	Clip
141A 304		Nut
141A 304	NUT; BRKT	Nut




POWERSTAR

141A 371		Bolt
141A 371	BOLT; JOINT	Bolt
141A 372		Nut
141A 372	NUT; JOINT	Nut
141A 634		Fuel hose
141A 634	HOSE; RUBBER RETURN	Fuel hose
141A 634	HOSE; RUBBER RETURN	Fuel hose
141A 634	HOSE; RUBBER RETURN	Fuel hose
145A 001		Oil-water separator assembly
145A 001	SEDIMENTER; FUEL	Oil-water separator assembly
145A 002		Separate part, included in assembly
145A 002	ELEMENT; FUEL FILTER	Separate part, included in assembly
145A 026		Connector
145A 026	PIPE; FUEL,IN & OUT	Connector
145A 026	PIPE; FUEL,IN & OUT	Connector
145A 066		Clogging
145A 066	PLUG; FUEL FILTER	Clogging
146A 001		Urea tank assembly
146A 001	TANK ASM; DEF	Urea tank assembly
146A 004		Supply pump-urea
146A 004	PUMP ASM; DEF,DCM SPLY	Supply pump-urea
146A 005		Bolt
146A 005	BOLT; PUMP ASM,DEF DCM SPLY	Bolt
146A 007		Bracket
146A 007	BRACKET; DEF DCM SPLY	Bracket
146A 007	BRACKET; DEF DCM SPLY	Bracket
146A 008		Bolt
146A 008	BOLT; BRKT,DEF DCM SPLY	Bolt
146A 010		Nut
146A 010	NUT; DEF DCM MDL COOL DLVY HOSE CLIP	Nut
146A 011		Bolt
146A 011	BOLT; DEF TANK	Bolt



146A 012		Nut
146A 012	NUT; DEF TANK	Nut
146A 013		Clip
146A 013	RETAINER; DEF TANK	Clip
146A 017		Support assembly
146A 017	BRACKET; DEF TANK	Support assembly
146A 020		Nozzle assembly
146A 020	INJECTOR ASM; DEF DCM	Nozzle assembly
146A 021		Retainer
146A 021	NUT; INJECTOR ASM,DEF DCM	Retainer
146A 022		Sensor assembly
146A 022	SENSOR; DEF DCM EXH NOX	Sensor assembly
146A 022	SENSOR; DEF DCM EXH NOX	Sensor assembly
146A 023		Bolt
146A 023	BOLT; SENSOR,DEF DCM EXH NOX	Bolt
146A 025		HO2S
146A 025	SENSOR; DEF DCM EXH TEMP	HO2S
146A 025	SENSOR; DEF DCM EXH TEMP	HO2S
146A 033		Warm water pipe
146A 033	HOSE ASM; DEF DCM	Warm water pipe
146A 033	HOSE ASM; DEF DCM	Warm water pipe
146A 040		Rubber bushing
146A 040	GROMMET	Rubber bushing
146A 041		Solenoid valve assembly
146A 041	VALVE ASM; DEF TANK HTR DLVY	Solenoid valve assembly
146A 042		Bolt
146A 042	BOLT; DEF RSVR HTR DLVY VLV	Bolt
146A 045		Warm water pipe
146A 045	HOSE ASM; DEF TANK HTR DLVY	Warm water pipe
146A 045	HOSE ASM; DEF TANK HTR DLVY	Warm water pipe
146A 045	HOSE ASM; DEF TANK HTR DLVY	Warm water pipe
146A 047		Nylon hose assembly




POWER STAR

146A 047	HOSE; DEF DCM COOL DLVY	Nylon hose assembly
146A 047	HOSE; DEF DCM COOL DLVY	Nylon hose assembly
146A 048		Bracket
146A 048	BRACKET; DEF DCM MDL COOL DLVY HOSE C	Bracket
146A 048	BRACKET; DEF DCM MDL COOL DLVY HOSE C	Bracket
146A 049		Bolt
146A 049	BOLT; DEF DCM MDL COOL DLVY HOSE CLIP I	Bolt
146A 049	BOLT; DEF DCM MDL COOL DLVY HOSE CLIP I	Bolt
146A 050		Nut
146A 050	NUT; DEF DCM MDL COOL DLVY HOSE CLIP BI	Nut
146A 051		Clip
146A 051	CLIP; DEF DCM MDL COOL DLVY HOSE	Clip
146A 051	CLIP; DEF DCM MDL COOL DLVY HOSE	Clip
146A 052		Bolt
146A 052	BOLT; DEF DCM MDL COOL DLVY HOSE CLIP	Bolt
146A 052	BOLT; DEF DCM MDL COOL DLVY HOSE CLIP	Bolt
146A 053		Circumferential clamp
146A 053	CLAMP; DEF DCM MDL COOL DLVY HOSE	Circumferential clamp
146A 053	CLAMP; DEF DCM MDL COOL DLVY HOSE	Circumferential clamp
146A 061		Urea tank
146A 061	BODY ASM; DEF TANK	Urea tank
146A 062		Hose
146A 062	HOSE; VENT,DEF TANK	Hose
146A 062	HOSE; VENT,DEF TANK	Hose
146A 062	HOSE; VENT,DEF TANK	Hose
146A 063		Tank cover
146A 063	CAP ASM; FILLER,DEF TANK	Tank cover
146A 064		Plug assembly
146A 064	PLUG; DRAIN,DEF TANK	Plug assembly
146A 067		Sensor assembly-amount of urea
146A 067	SENSOR ASM; DEF TANK	Sensor assembly-amount of urea
146A 080		Warm water pipe



146A 080	HOSE ASM; DEF TANK,HTR RTN	Warm water pipe
146A 080	HOSE ASM; DEF TANK,HTR RTN	Warm water pipe
146A 095		Bracket
146A 095	BRACKET; HARN,DEF DCM EXH NOX SEN	Bracket
146A 096		Nut
146A 096	NUT; BRACKET,DEF DCM EXH NOX SEN HARN	Nut
146A 098		Clip
146A 098	CLIP; DEF DCM EXH NOX SEN HARN	Clip
146A 104		Bolt
146A 104	BOLT; BRKT	Bolt
146A 104	BOLT; BRKT	Bolt
146A 104	BOLT; BRKT	Bolt
146A 105		Nut
146A 105	NUT; BRKT	Nut
146A 105	NUT; BRKT	Nut
146A 107		Bolt
146A 107	BOLT; CLIP	Bolt
146A 107	BOLT; CLIP	Bolt
146A 107	BOLT; CLIP	Bolt
146A 108		Nut
146A 108	NUT; CLIP	Nut
146A 108	NUT; CLIP	Nut
146A 110		Binding tape
146A 110	CLIP; TUBE ASM	Binding tape
146A 110	CLIP; TUBE ASM	Binding tape
146A 110	CLIP; TUBE ASM	Binding tape
146A 110	CLIP; TUBE ASM	Binding tape
146A 111		Bracket
146A 111	BRACKET; CLIP,TUBE ASM	Bracket
146A 111	BRACKET; CLIP,TUBE ASM	Bracket
146A 111	BRACKET; CLIP,TUBE ASM	Bracket
146A 115		Warm water pipe




POWERSTAR

146A 115	HOSE; DEF TANK HTR RTN	Warm water pipe
146A 115	HOSE; DEF TANK HTR RTN	Warm water pipe
146A 141		Nylon hose
146A 141	TUBE ASM; DEF DCM	Nylon hose
146A 141	TUBE ASM; DEF DCM	Nylon hose
146A 141	TUBE ASM; DEF DCM	Nylon hose
146A 141	TUBE ASM; DEF DCM	Nylon hose
146A 141	TUBE ASM; DEF DCM	Nylon hose
146A 141	TUBE ASM; DEF DCM	Nylon hose
146A 141	TUBE ASM; DEF DCM	Nylon hose
146A 145		Rubber jacket
146A 145	RUBBER	Rubber jacket
146A 145	RUBBER	Rubber jacket
146A 145	RUBBER	Rubber jacket
146A 152		Filtering subassembly-urea pump
146A 152	FILTER KIT; PUMP ASM,DEF DCM SPLY	Filtering subassembly-urea pump
146A 153		Cover assembly-urea pump
146A 153	COVER KIT; PUMP ASM,DEF DCM SPLY	Cover assembly-urea pump
146A 161		O-ring
146A 161	GASKET; SENSOR ASM,DEF TANK	O-ring
146A 179		Separator assembly
146A 179	SEPARATOR ASM	Separator assembly
146A 180		Bolt
146A 180	BOLT; SEPARATOR ASM	Bolt
146A 181		WASHER
146A 181	WASHER; SEPARATOR ASM	WASHER
146A 183		Thermal insulator assembly
146A 183	SPACER	Thermal insulator assembly
146A 183	SPACER	Thermal insulator assembly
146A 183	SPACER	Thermal insulator assembly
146A 185		Strap
146A 185	CLIP; BAND	Strap



146A 185 CLIP; BAND
146A 185 CLIP; BAND
146A 187
146A 187 WASHER
146A 188
146A 188 PIN
150A 001
150A 001 PIPE; EXH
150A 001 PIPE; EXH
150A 001 PIPE; EXH
150A 005
150A 005 PROTECTOR; HEAT
150A 005 PROTECTOR; HEAT
150A 005 PROTECTOR; HEAT
150A 005 PROTECTOR; HEAT
150A 005 PROTECTOR; HEAT
150A 005 PROTECTOR; HEAT
150A 005 PROTECTOR; HEAT
150A 017
150A 017 BOLT; EXH PIPE
150A 022
150A 022 CLAMP; EXH PIPE
150A 026
150A 026 STUD; EXH MANIF
150A 034
150A 034 WASHER; EXH PIPE
150A 036
150A 036 NUT; EXH PIPE
150A 044
150A 044 BOLT; BRKT
150A 045
150A 045 BOLT; BRKT
150A 045 BOLT; BRKT

Strap
Strap
Gasket-damper
Gasket-damper
Pin
Pin
Exhaust pipe assembly
Exhaust pipe assembly
Exhaust pipe assembly
Exhaust pipe assembly
Protective plate assembly
Protective plate assembly
Protective plate assembly
Protective plate assembly
Protective plate assembly
Protective plate assembly
Protective plate assembly
Bolt
Bolt
Strap
Strap
Bolt
Bolt
WASHER
WASHER
Nut
Nut
Bolt
Bolt
Bolt
Bolt
Bolt
Bolt



POWERSTAR

150A 052		Nut
150A 052	NUT; BRKT	Nut
150A 052	NUT; BRKT	Nut
150A 056		Bracket
150A 056	BRACKET; CLAMP,EXH PIPE	Bracket
150A 056	BRACKET; CLAMP,EXH PIPE	Bracket
150A 056	BRACKET; CLAMP,EXH PIPE	Bracket
150A 056	BRACKET; CLAMP,EXH PIPE	Bracket
150A 059		Bracket
150A 059	BRACKET; EXH SILENCER,FRT	Bracket
150A 060		Bracket
150A 060	BRACKET; FRAME TO BRKT	Bracket
150A 070		Bolt
150A 070	BOLT; BRKT	Bolt
150A 075		Rubber gasket
150A 075	RUBBER; SUPPORT,BRKT	Rubber gasket
150A 075	RUBBER; SUPPORT,BRKT	Rubber gasket
150A 081		Nut
150A 081	NUT; BRKT	Nut
150A 081	NUT; BRKT	Nut
150A 084		Gasket-exhaust manifold
150A 084	GASKET; EXH PIPE	Gasket-exhaust manifold
150A 107		Bolt
150A 107	BOLT; BRKT	Bolt
150A 107	BOLT; BRKT	Bolt
150A 112		Bracket
150A 112	BRACKET; HANGER	Bracket
150A 112	BRACKET; HANGER	Bracket
150A 121		PLATE
150A 121	WASHER; PL,BRKT	PLATE
150A 126		Exhaust pipe assembly
150A 126	PIPE; EXH,RR	Exhaust pipe assembly



POWER STAR

150A 168		Support assembly
150A 168	BRACKET; EXH PIPE,FRT	Support assembly
150A 210		Converter assembly
150A 210	CONVERTER	Converter assembly
150A 264		Spacer sleeve
150A 264	TUBE; DIST,SUPPORT RUBBER	Spacer sleeve
150A 272		Nut
150A 272	NUT; FLANGE	Nut
150A 398		Bracket
150A 398	BRACKET; HEAT PROTECTOR	Bracket
150A 410		Rubber pad
150A 410	RUBBER; SUPPORT BRKT	Rubber pad
150A 422		Nut
150A 422	NUT; PIPE	Nut
150A 422	NUT; PIPE	Nut
150A 423		Bolt
150A 423	BOLT; PIPE	Bolt
150A 423	BOLT; PIPE	Bolt
150A 457		Spacer sleeve
150A 457	TUBE; DIST,SUPPORT RUBBER	Spacer sleeve
150A 508		Strap assembly
150A 508	BAND; EXHAUST SILENCER	Strap assembly
150A 518		Nut
150A 518	NUT; BAND	Nut
150A 571		Gasket-exhaust manifold
150A 571	GASKET	Gasket-exhaust manifold
150A 630		Bolt
150A 630	BOLT; BRKT,HANGER	Bolt
155A 006		Exhaust brake valve assembly
155A 006	VALVE; EXH BRAKE	Exhaust brake valve assembly
155A 006	VALVE; EXH BRAKE	Exhaust brake valve assembly
155A 022		Exhaust valve




POWER STAR

155A 022	CONNECTOR; CONT CYL	Exhaust valve
155A 042		Hose assembly
155A 042	HOSE; FLEX,EXH BRK	Hose assembly
155A 042	HOSE; FLEX,EXH BRK	Hose assembly
155A 074		Connector
155A 074	CONNECTOR; EXH BRK VLV	Connector
156A 005		Gasket-exhaust manifold
156A 005	GASKET; EXH BRAKE UNIT	Gasket-exhaust manifold
156A 086		Solenoid valve assembly
156A 086	VALVE; MAG,EXH BRK	Solenoid valve assembly
156A 086	VALVE; MAG,EXH BRK	Solenoid valve assembly
156A 087		Connector
156A 087	CONNECTOR	Connector
156A 087	CONNECTOR	Connector
156A 087	CONNECTOR	Connector
156A 087	CONNECTOR	Connector
156A 087	CONNECTOR	Connector
156A 088		Clogging
156A 088	PLUG	Clogging
156A 092		Bolt
156A 092	BOLT; MAG VLV	Bolt
156A 093		Nut
156A 093	NUT; MAG VLV	Nut
156A 094		Bracket
156A 094	BRACKET; MAG VLV,EXH BRAKE	Bracket
156A 094	BRACKET; MAG VLV,EXH BRAKE	Bracket
156A 095		Bolt
156A 095	BOLT; BRKT,MAG VLV,EXH BRAKE	Bolt
201A 001		Clutch friction disc assembly
201A 001	DISC; CLUTCH	Clutch friction disc assembly
201A 001	DISC; CLUTCH	Clutch friction disc assembly
201A 002		Clutch pressure plate assembly
201A 002	PLATE ASM; PRESSURE,CLU	Clutch pressure plate assembly



POWERSTAR

201A 002	PLATE ASM; PRESSURE,CLU	Clutch pressure plate assembly
201A 137		Bolt
201A 137	BOLT; CLU COVER	Bolt
201A 182		Bolt
201A 182	BOLT	Bolt
201A 220		Clutch cylinder
201A 220	BOOSTER ASM; CLU	Clutch cylinder
201A 227		Support base-release bearing
201A 227	RETAINER	Support base-release bearing
201A 228		Clutch disengagement bearing
201A 228	BEARING; RELEASE	Clutch disengagement bearing
201A 286		Seal gasket
201A 286	GASKET; BOLT,EYE	Seal gasket
201A 634		Adapter
201A 634	ADAPTER; CLUTCH	Adapter
201A 652		Circlip-bearing separation
201A 652	CLAMP	Circlip-bearing separation
203A 001		Pedal assembly-clutch
203A 001	PEDAL; CLU	Pedal assembly-clutch
203A 002		Brake pedal's rubber gasket
203A 002	COVER; CLU PEDAL	Brake pedal's rubber gasket
203A 004		Stop block
203A 004	STOPPER; CLU PEDAL	Stop block
203A 009		Pin
203A 009	PIN; CLU PEDAL	Pin
203A 009	PIN; CLU PEDAL	Pin
203A 019		Push rod assembly
203A 019	ROD ASM; PUSH,CLU	Push rod assembly
203A 021		Spring
203A 021	SPRING; RETURN,CLU PEDAL	Spring
203A 033		Bolt
203A 033	BOLT; CLU M/CYL TO BRKT	Bolt



POWERSTAR

203A 042
 203A 042 SWITCH; CLU
 203A 097
 203A 097 BUSHING; CLU PEDAL SHAFT
 203A 131
 203A 131 STOPPER; CLU SW
 203A 132
 203A 132 NUT; LK,PUSH ROD
 203A 177
 203A 177 NUT; BRKT
 203A 254
 203A 254 BRACKET; CLU SENSOR
 203A 282
 203A 282 SPACER; CLU PEDAL
 205A 016
 205A 016 CLIP; FLEX HOSE
 205A 026
 205A 026 NUT; CLIP,OIL PIPE
 205A 027
 205A 027 NUT; BRKT
 205A 028
 205A 028 CLIP; OIL PIPE
 205A 028 CLIP; OIL PIPE
 205A 029
 205A 029 BOLT; CLIP,OIL PIPE
 205A 029 BOLT; CLIP,OIL PIPE
 205A 033
 205A 033 CLIP; OIL PIPE
 205A 034
 205A 034 BOLT; PIPE CLIP
 205A 035
 205A 035 NUT; PIPE CLIP

Switch-clutch
 Switch-clutch
 Plug cover
 Plug cover
 Stop block
 Stop block
 Nut
 Nut
 Nut
 Nut
 Support assembly
 Support assembly
 Retainer ring
 Retainer ring
 Clip
 Clip
 Nut
 Nut
 Nut
 Nut
 Clip
 Clip
 Clip
 Bolt
 Bolt
 Bolt
 Clip
 Clip
 Bolt
 Bolt
 Nut
 Nut



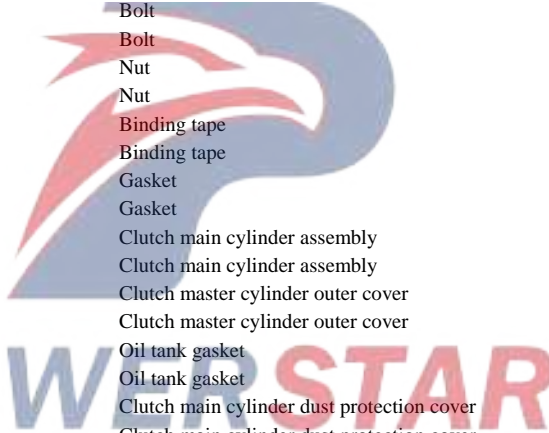
POWERSTAR

205A 042		Bracket
205A 042	BRACKET; FLEX HOSE,CLU CONT	Bracket
205A 042	BRACKET; FLEX HOSE,CLU CONT	Bracket
205A 042	BRACKET; FLEX HOSE,CLU CONT	Bracket
205A 043		Bolt
205A 043	BOLT; BRKT,FLEX HOSE,CLU BOOSTER	Bolt
205A 044		Nut
205A 044	NUT; BRKT,FLEX HOSE,CLU BOOSTER	Nut
205A 045		Nut
205A 045	NUT; FLEX HOSE,CLU CONT	Nut
205A 046		Spring washer
205A 046	WASHER; LK,FLEX HOSE,CLU CONT	Spring washer
205A 047		Fuel pipe assembly
205A 047	HOSE; FLEX,CLU CONT	Fuel pipe assembly
205A 047	HOSE; FLEX,CLU CONT	Fuel pipe assembly
205A 047	HOSE; FLEX,CLU CONT	Fuel pipe assembly
205A 047	HOSE; FLEX,CLU CONT	Fuel pipe assembly
205A 047	HOSE; FLEX,CLU CONT	Fuel pipe assembly
205A 048		Gasket
205A 048	GASKET; FLEX HOSE,CLU CONT	Gasket
205A 048	GASKET; FLEX HOSE,CLU CONT	Gasket
205A 051		Spring washer
205A 051	WASHER; LK	Spring washer
205A 101		Fuel pipe assembly
205A 101	HOSE; FLEX,OIL PIPE TO OIL PIPE	Fuel pipe assembly
205A 104		Fuel pipe assembly
205A 104	PIPE; OIL,FLEX HOSE TO CONNECTOR	Fuel pipe assembly
205A 104	PIPE; OIL,FLEX HOSE TO CONNECTOR	Fuel pipe assembly
205A 106		Connector
205A 106	UNION; OIL PIPE	Connector
205A 107		Nut
205A 107	NUT; UNION,OIL PIPE	Nut
205A 115		Nut



205A 115 NUT; FLEX HOSE,CLU CONT
 205A 116
 205A 116 WASHER; FLEX HOSE,CLU CONT
 205A 153
 205A 153 PIPE ASM; CLU,UNION TO FLEX
 205A 153 PIPE ASM; CLU,UNION TO FLEX
 205A 164
 205A 164 CLIP; BAND,FLEX HOSE
 205A 207
 205A 207 BOLT; CLIP
 205A 210
 205A 210 NUT; CLIP
 205A 233
 205A 233 BAND; FLEX HOSE
 205A 235
 205A 235 GASKET; FLEX HOSE
 208A 001
 208A 001 CYLINDER ASM; CLUTCH MASTER
 208A 011
 208A 011 CAP; OUTER,CLU M/CYL
 208A 013
 208A 013 GASKET; OIL TANK
 208A 019
 208A 019 BOOT; CLU M/CYL
 208A 020
 208A 020 RING; SNAP,BODY
 208A 021
 208A 021 VALVE; CHECK
 220A 001
 220A 001 TRANSMISSION ASM; MANUAL
 220A 001 TRANSMISSION ASM; MANUAL
 220A 150

Nut
 Spring washer
 Spring washer
 Fuel pipe assembly
 Fuel pipe assembly
 Fuel pipe assembly
 Binding tape
 Binding tape
 Bolt
 Bolt
 Nut
 Nut
 Binding tape
 Binding tape
 Gasket
 Gasket
 Clutch main cylinder assembly
 Clutch main cylinder assembly
 Clutch master cylinder outer cover
 Clutch master cylinder outer cover
 Oil tank gasket
 Oil tank gasket
 Clutch main cylinder dust protection cover
 Clutch main cylinder dust protection cover
 Snap ring
 Snap ring
 Check valve
 Check valve
 Transmission assembly
 Transmission assembly
 Transmission assembly
 Nut



220A 150 NUT
 220A 164
 220A 164 CONNECTOR; ELBOW
 220A 265
 220A 265 BOLT; CLIP
 220A 282
 220A 282 BOLT; PROTECTOR
 220A 282 BOLT; PROTECTOR
 220A 283
 220A 283 NUT; PROTECTOR
 220A 290
 220A 290 BRACKET; CLIP
 220A 353
 220A 353 CLIP; NYLON TUBE
 220A 353 CLIP; NYLON TUBE
 220A 353 CLIP; NYLON TUBE
 220A 356
 220A 356 UNION
 220A 406
 220A 406 NUT; BRKT
 220A 431
 220A 431 TUBE; NYLON
 220A 431 TUBE; NYLON
 220A 431 TUBE; NYLON
 220A 439
 220A 439 BOLT; BRKT
 220A 439 BOLT; BRKT
 220A 647
 220A 647 PROTECTOR; HEAT
 220A 647 PROTECTOR; HEAT
 225A 032
 225A 032 BOLT; CLU HSG TO FLYWHEEL HSG

Nut
 Connector
 Connector
 Bolt
 Bolt
 Bolt
 Bolt
 Bolt
 Nut
 Nut
 Bracket
 Bracket
 Clip
 Clip
 Clip
 Clip
 Connector
 Connector
 Nut
 Nut
 Nylon hose assembly
 Nylon hose assembly
 Nylon hose assembly
 Nylon hose assembly
 Bolt
 Bolt
 Bolt
 Shield-gearshift
 Shield-gearshift
 Shield-gearshift
 Bolt
 Bolt



POWER STAR

225A 032	BOLT; CLU HSG TO FLYWHEEL HSG	Bolt
230A 315		Shift lever
230A 315	LEVER; SELECT	Shift lever
230A 317		Bushing
230A 317	BUSHING; LEVER	Bushing
230A 319		Support-gearshift lever
230A 319	BRACKET; SELECT LEVER	Support-gearshift lever
230A 319	BRACKET; SELECT LEVER	Support-gearshift lever
230A 323		Nut
230A 323	NUT; LK,SELECT LEVER	Nut
230A 324		Bolt
230A 324	BOLT; SHAFT	Bolt
230A 335		Lock ring
230A 335	COLLAR; DIST,RELAY LEVER ASM	Lock ring
230A 433		Seal ring
230A 433	GASKET; BUSHING	Seal ring
235A 001		Gearshift lever
235A 001	KNOB; CHANGE LEVER	Gearshift lever
235A 008		Gearshift lever assembly
235A 008	LEVER; CHANGE	Gearshift lever assembly
235A 009		Bolt
235A 009	BOLT; CHANGE LEVER	Bolt
235A 021		Rubber lining
235A 021	SEAT; CHANGE LEVER	Rubber lining
235A 034		Nut
235A 034	NUT	Nut
235A 037		Support assembly
235A 037	BRACKET; CHANGE LEVER SUPPORT	Support assembly
235A 041		Nut
235A 041	NUT; CHANGE LEVER	Nut
235A 041	NUT; CHANGE LEVER	Nut
235A 062		Ball head sleeve

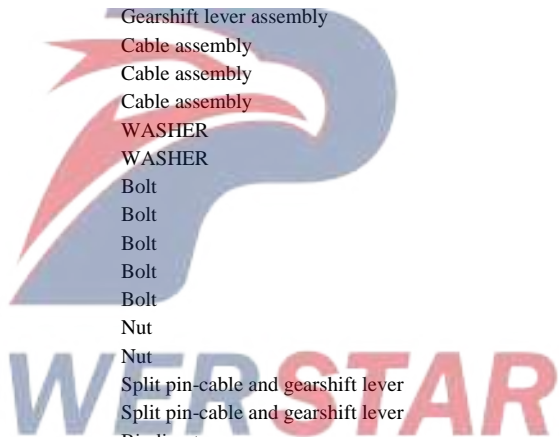


POWERSTAR

235A 062	SEAT; BALL,CHANGE LEVER	Ball head sleeve
235A 062	SEAT; BALL,CHANGE LEVER	Ball head sleeve
235A 112		Cushion pad
235A 112	RUBBER; CUSHION	Cushion pad
235A 123		WASHER
235A 123	COLLAR; DIST,CHANGE LEVER	WASHER
235A 140		Spring circlip
235A 140	RING; SNAP	Spring circlip
235A 216		Nut
235A 216	NUT; BRKT,CHANGE LEVER	Nut
235A 216	NUT; BRKT,CHANGE LEVER	Nut
235A 225		Spring washer
235A 225	WASHER; PL,KNOB	Spring washer
235A 234		Bolt
235A 234	BOLT; BRKT	Bolt
235A 264		Connecting plate
235A 264	PLATE; COVER	Connecting plate
235A 317		Nut
235A 317	NUT; BRKT	Nut
235A 326		Bolt
235A 326	BOLT; LEVER BRKT	Bolt
235A 383		Bracket
235A 383	BRACKET; TRANS CONT LEVER	Bracket
235A 383	BRACKET; TRANS CONT LEVER	Bracket
235A 439		Clamp nail
235A 439	FASTENER; COVER	Clamp nail
235A 440		Gearshift lever assembly
235A 440	LEVER; SHIFT	Gearshift lever assembly
235A 445		Nut
235A 445	NUT; PLATE	Nut
236A 001		Cable assembly-gearshift
236A 001	CABLE; SHIFT,TRANS CONT	Cable assembly-gearshift



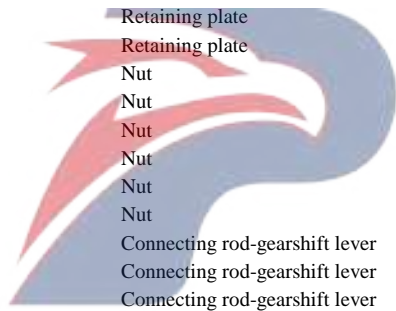
236A 001	CABLE; SHIFT,TRANS CONT	Cable assembly-gearshift
236A 003		Cable assembly-gearshift
236A 003	CABLE; SELECT,TRANS CONT	Cable assembly-gearshift
236A 003	CABLE; SELECT,TRANS CONT	Cable assembly-gearshift
236A 006		Clip
236A 006	CLIP; CABLE	Clip
236A 048		Gearshift lever assembly
236A 048	LEVER ASM; RELAY,SHIFT	Gearshift lever assembly
236A 048	LEVER ASM; RELAY,SHIFT	Gearshift lever assembly
236A 177		Cable assembly
236A 177	CABLE ASM; SHIFT & SELECT	Cable assembly
236A 177	CABLE ASM; SHIFT & SELECT	Cable assembly
236A 199		WASHER
236A 199	WASHER; PL,SELECT	WASHER
236A 201		Bolt
236A 201	BOLT; BRKT	Bolt
236A 201	BOLT; BRKT	Bolt
236A 201	BOLT; BRKT	Bolt
236A 201	BOLT; BRKT	Bolt
236A 221		Nut
236A 221	NUT; SHIFT WIRE TO LEVER	Nut
236A 225		Split pin-cable and gearshift lever
236A 225	PIN; SELECT CABLE	Split pin-cable and gearshift lever
236A 281		Binding tape
236A 281	CLIP; BAND	Binding tape
236A 291		Clip
236A 291	CLIP; SHIFT TO SELECT,FRAME	Clip
236A 293		Bolt
236A 293	BOLT; CLIP,SHIFT TO SELECT	Bolt
236A 293	BOLT; CLIP,SHIFT TO SELECT	Bolt
236A 297		Nut
236A 297	NUT; CLIP	Nut



236A 297	NUT; CLIP	Nut
236A 298		Bracket
236A 298	BRACKET	Bracket
236A 298	BRACKET	Bracket
236A 303		Nut
236A 303	NUT; CLIP	Nut
236A 310		Binding tape
236A 310	CLIP; TUBE	Binding tape
236A 310	CLIP; TUBE	Binding tape
236A 310	CLIP; TUBE	Binding tape
236A 325		Binding tape
236A 325	CLIP; NYLON TUBE	Binding tape
236A 345		Connector assembly
236A 345	CONNECTOR; PIPE,PRESSURE REDUCE VLV,AC	Connector assembly
236A 345	CONNECTOR; PIPE,PRESSURE REDUCE VLV,AC	Connector assembly
236A 345	CONNECTOR; PIPE,PRESSURE REDUCE VLV,AC	Connector assembly
236A 345	CONNECTOR; PIPE,PRESSURE REDUCE VLV,AC	Connector assembly
236A 386		Fixing plate-cable
236A 386	CLIP; CONT CABLE & TUBE	Fixing plate-cable
236A 465		Bracket
236A 465	BRACKET; CONNECTOR	Bracket
236A 466		Bolt
236A 466	BOLT; FIX	Bolt
236A 466	BOLT; FIX	Bolt
236A 474		Bolt
236A 474	BOLT; BRKT	Bolt
236A 474	BOLT; BRKT	Bolt
236A 511		Plug
236A 511	PLUG; SUPPORT	Plug
236A 526		Clogging
236A 526	GROMMET	Clogging
237A 022		Ball head



237A 022	JOINT; BALL,SCREW,LINK ROD	Ball head
237A 065		Support-gearshift cable
237A 065	BRACKET; SHIFT TO SELECT,TRANS CONT	Support-gearshift cable
237A 065	BRACKET; SHIFT TO SELECT,TRANS CONT	Support-gearshift cable
237A 065	BRACKET; SHIFT TO SELECT,TRANS CONT	Support-gearshift cable
237A 065	BRACKET; SHIFT TO SELECT,TRANS CONT	Support-gearshift cable
237A 065	BRACKET; SHIFT TO SELECT,TRANS CONT	Support-gearshift cable
237A 066		Retaining plate
237A 066	CLIP; SELECT BRKT	Retaining plate
237A 066	CLIP; SELECT BRKT	Retaining plate
237A 072		Nut
237A 072	NUT; TRANS CONT,SELECT	Nut
237A 076		Nut
237A 076	NUT; BALL JOINT,SELECT WIRE	Nut
237A 128		Nut
237A 128	NUT; LINK ROD	Nut
237A 129		Connecting rod-gearshift lever
237A 129	ROD; LINK	Connecting rod-gearshift lever
237A 129	ROD; LINK	Connecting rod-gearshift lever
285A 044		Nut
285A 044	NUT; BRKT	Nut
285A 044	NUT; BRKT	Nut
285A 057		Bolt
285A 057	BOLT; BRKT	Bolt
285A 057	BOLT; BRKT	Bolt
285A 057	BOLT; BRKT	Bolt
285A 153		Nut
285A 153	NUT; CLIP	Nut
285A 303		Bracket
285A 303	BRACKET; CLIP	Bracket
285A 303	BRACKET; CLIP	Bracket
285A 303	BRACKET; CLIP	Bracket



POWERSTAR

285A 303	BRACKET; CLIP	Bracket
285A 317		Binding tape
285A 317	CLIP; NYLON TUBE	Binding tape
285A 317	CLIP; NYLON TUBE	Binding tape
285A 317	CLIP; NYLON TUBE	Binding tape
285A 317	CLIP; NYLON TUBE	Binding tape
285A 318		Bolt
285A 318	BOLT; CLIP	Bolt
301A 001		Brake shoe assembly
301A 001	SHOE; BRK,FRT	Brake shoe assembly
301A 001	SHOE; BRK,FRT	Brake shoe assembly
301A 001	SHOE; BRK,FRT	Brake shoe assembly
301A 001	SHOE; BRK,FRT	Brake shoe assembly
301A 002		Shoe
301A 002	LINING; FRT BRK SHOE,STANDARD	Shoe
301A 002	LINING; FRT BRK SHOE,STANDARD	Shoe
301A 003		Super large front brake shoe lining
301A 003	LINING; FRT BRK SHOE,OVER SIZE	Super large front brake shoe lining
301A 003	LINING; FRT BRK SHOE,OVER SIZE	Super large front brake shoe lining
301A 007		Rivet
301A 007	RIVET; LINING,FRT BRK	Rivet
301A 007	RIVET; LINING,FRT BRK	Rivet
301A 007	RIVET; LINING,FRT BRK	Rivet
301A 007	RIVET; LINING,FRT BRK	Rivet
301A 008		Gasket
301A 008	BUSHING; BRK SHOE	Gasket
301A 008	BUSHING; BRK SHOE	Gasket
301A 008	BUSHING; BRK SHOE	Gasket
301A 008	BUSHING; BRK SHOE	Gasket
301A 009		Bolt
301A 009	PIN; SHOE HOLDER	Bolt
301A 009	PIN; SHOE HOLDER	Bolt



POWERSTAR

301A 009 PIN; SHOE HOLDER	Bolt
301A 009 PIN; SHOE HOLDER	Bolt
301A 012	Needle roller bearing
301A 012 ROLLER; CAM,BRK SHOE	Needle roller bearing
301A 012 ROLLER; CAM,BRK SHOE	Needle roller bearing
301A 012 ROLLER; CAM,BRK SHOE	Needle roller bearing
301A 012 ROLLER; CAM,BRK SHOE	Needle roller bearing
301A 013	Clip
301A 013 CLIP; ROLLER PIN,BRK SHOE	Clip
301A 013 CLIP; ROLLER PIN,BRK SHOE	Clip
301A 013 CLIP; ROLLER PIN,BRK SHOE	Clip
301A 013 CLIP; ROLLER PIN,BRK SHOE	Clip
301A 014	Spring pin
301A 014 PIN; SHOE RETURN SPR	Spring pin
301A 014 PIN; SHOE RETURN SPR	Spring pin
301A 014 PIN; SHOE RETURN SPR	Spring pin
301A 014 PIN; SHOE RETURN SPR	Spring pin
301A 014 PIN; SHOE RETURN SPR	Spring pin
301A 029	Spring assembly
301A 029 SPRING; RETURN,FRT BRK SHOE	Spring assembly
301A 029 SPRING; RETURN,FRT BRK SHOE	Spring assembly
301A 030	Brake bottom plate assembly
301A 030 BRACKET; ANCHOR,FRT	Brake bottom plate assembly
301A 030 BRACKET; ANCHOR,FRT	Brake bottom plate assembly
301A 030 BRACKET; ANCHOR,FRT	Brake bottom plate assembly
301A 030 BRACKET; ANCHOR,FRT	Brake bottom plate assembly
301A 030 BRACKET; ANCHOR,FRT	Brake bottom plate assembly
301A 031	Oil seal
301A 031 SEAL; OIL,CM/SHF	Oil seal
301A 031 SEAL; OIL,CM/SHF	Oil seal
301A 043	Bolt
301A 043 PIN; ANCHOR	Bolt
301A 043 PIN; ANCHOR	Bolt
301A 044	Bolt



POWER STAR

301A 044 BOLT; LOCK,ANCHOR PIN
301A 044 BOLT; LOCK,ANCHOR PIN
301A 045
301A 045 WASHER; LK
301A 045 WASHER; LK
301A 045 WASHER; LK
301A 046
301A 046 PLATE; LOCK
301A 046 PLATE; LOCK
301A 047
301A 047 CAMSHAFT; FRT BRK
301A 047 CAMSHAFT; FRT BRK
301A 048
301A 048 RING; SPACER,CM/SHF
301A 048 RING; SPACER,CM/SHF
301A 049
301A 049 NIPPLE; GREASE,SLACK ADJ
301A 049 NIPPLE; GREASE,SLACK ADJ
301A 050
301A 050 RING; FELT,CM/SHF
301A 050 RING; FELT,CM/SHF
301A 051
301A 051 COLLAR; RING,CM/SHF
301A 051 COLLAR; RING,CM/SHF
301A 052
301A 052 BUSHING; SLACK ADJ
301A 052 BUSHING; SLACK ADJ
301A 052 BUSHING; SLACK ADJ
301A 052 BUSHING; SLACK ADJ
301A 053
301A 053 ADJUSTER ASM; SLACK
301A 053 ADJUSTER ASM; SLACK

Bolt
Bolt
WASHER
WASHER
WASHER
WASHER
PLATE
PLATE
PLATE
Right camshaft
Right camshaft
Right camshaft
Snap ring
Snap ring
Snap ring
Separate part, deletable
Separate part, deletable
Separate part, deletable
Snap ring
Snap ring
Snap ring
Shaft sleeve
Shaft sleeve
Shaft sleeve
Separate part, deletable
Separate part, deletable
Separate part, deletable
Separate part, deletable
Separate part, deletable
Front adjuster assembly
Front adjuster assembly
Front adjuster assembly

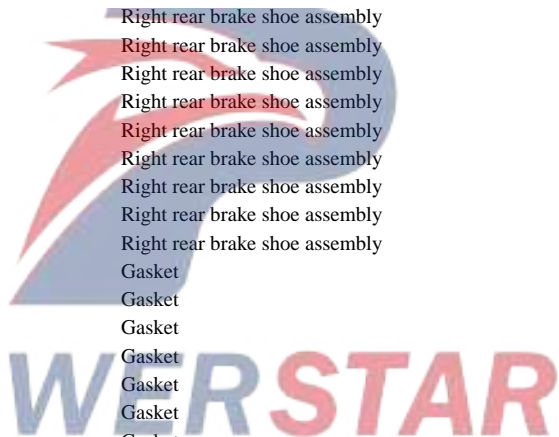


301A 054		Gasket
301A 054	SPACER; CM/SHF	Gasket
301A 054	SPACER; CM/SHF	Gasket
301A 055		Liner plate
301A 055	PLATE; STOPPER,CM/SHF	Liner plate
301A 055	PLATE; STOPPER,CM/SHF	Liner plate
301A 056		Snap ring
301A 056	CLIP; ANCHOR PIN	Snap ring
301A 056	CLIP; ANCHOR PIN	Snap ring
301A 057		Grease nozzle
301A 057	NIPPLE; GREASE,ANCHOR BRKT	Grease nozzle
301A 057	NIPPLE; GREASE,ANCHOR BRKT	Grease nozzle
301A 058		Pin
301A 058	PIN; SPLIT,JAW JOINT	Pin
301A 059		WASHER
301A 059	WASHER; PL,JAW JOINT	WASHER
301A 060		U-shaped clamp
301A 060	JOINT; JAW,POWER CHAMBER	U-shaped clamp
301A 061		Pin
301A 061	PIN; JAW JOINT,POWER CHAMBER	Pin
301A 062		Nut
301A 062	NUT; LK,JAW JOINT	Nut
301A 063		Nut
301A 063	NUT; POWER CHAMBER	Nut
301A 064		Spring washer
301A 064	WASHER; LK,POWER CHAMBER	Spring washer
301A 064	WASHER; LK,POWER CHAMBER	Spring washer
301A 109		Gasket
301A 109	BUSHING; CM/SHF,FRT BRK	Gasket
301A 109	BUSHING; CM/SHF,FRT BRK	Gasket
301A 131		Support assembly-brake chamber
301A 131	BRACKET; POWER CHAMBER	Support assembly-brake chamber

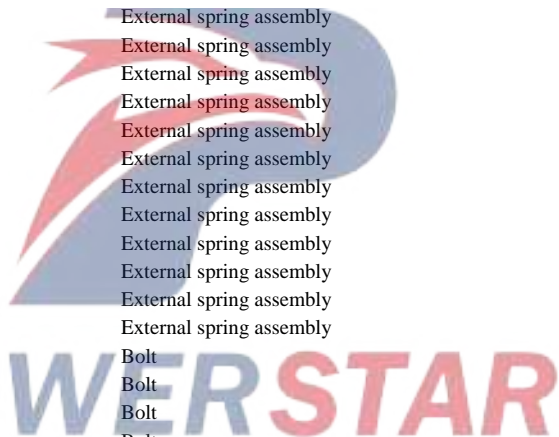


POWERSTAR

301A 131	BRACKET; POWER CHAMBER	Support assembly-brake chamber
301A 133		Bolt
301A 133	BOLT; BRKT	Bolt
301A 133	BOLT; BRKT	Bolt
305A 001		Right rear brake shoe assembly
305A 001	SHOE; BRK,RR	Right rear brake shoe assembly
305A 001	SHOE; BRK,RR	Right rear brake shoe assembly
305A 001	SHOE; BRK,RR	Right rear brake shoe assembly
305A 001	SHOE; BRK,RR	Right rear brake shoe assembly
305A 001	SHOE; BRK,RR	Right rear brake shoe assembly
305A 001	SHOE; BRK,RR	Right rear brake shoe assembly
305A 001	SHOE; BRK,RR	Right rear brake shoe assembly
305A 001	SHOE; BRK,RR	Right rear brake shoe assembly
305A 001	SHOE; BRK,RR	Right rear brake shoe assembly
305A 001	SHOE; BRK,RR	Right rear brake shoe assembly
305A 001	SHOE; BRK,RR	Right rear brake shoe assembly
305A 001	SHOE; BRK,RR	Right rear brake shoe assembly
305A 004		Gasket
305A 004	BUSHING; BRK SHOE,RR WHEEL	Gasket
305A 004	BUSHING; BRK SHOE,RR WHEEL	Gasket
305A 004	BUSHING; BRK SHOE,RR WHEEL	Gasket
305A 004	BUSHING; BRK SHOE,RR WHEEL	Gasket
305A 004	BUSHING; BRK SHOE,RR WHEEL	Gasket
305A 004	BUSHING; BRK SHOE,RR WHEEL	Gasket
305A 004	BUSHING; BRK SHOE,RR WHEEL	Gasket
305A 004	BUSHING; BRK SHOE,RR WHEEL	Gasket
305A 004	BUSHING; BRK SHOE,RR WHEEL	Gasket
305A 004	BUSHING; BRK SHOE,RR WHEEL	Gasket
305A 004	BUSHING; BRK SHOE,RR WHEEL	Gasket
305A 005		Shoe
305A 005	LINING; RR BRK SHOE,STANDARD	Shoe
305A 005	LINING; RR BRK SHOE,STANDARD	Shoe



305A 008	PIN; RETURN SPRING,RR BRK SHOE	Spring pin
305A 008	PIN; RETURN SPRING,RR BRK SHOE	Spring pin
305A 008	PIN; RETURN SPRING,RR BRK SHOE	Spring pin
305A 008	PIN; RETURN SPRING,RR BRK SHOE	Spring pin
305A 008	PIN; RETURN SPRING,RR BRK SHOE	Spring pin
305A 008	PIN; RETURN SPRING,RR BRK SHOE	Spring pin
305A 008	PIN; RETURN SPRING,RR BRK SHOE	Spring pin
305A 009		External spring assembly
305A 009	SPRING; RETURN,BRK SHOE	External spring assembly
305A 009	SPRING; RETURN,BRK SHOE	External spring assembly
305A 009	SPRING; RETURN,BRK SHOE	External spring assembly
305A 009	SPRING; RETURN,BRK SHOE	External spring assembly
305A 009	SPRING; RETURN,BRK SHOE	External spring assembly
305A 009	SPRING; RETURN,BRK SHOE	External spring assembly
305A 009	SPRING; RETURN,BRK SHOE	External spring assembly
305A 009	SPRING; RETURN,BRK SHOE	External spring assembly
305A 009	SPRING; RETURN,BRK SHOE	External spring assembly
305A 009	SPRING; RETURN,BRK SHOE	External spring assembly
305A 009	SPRING; RETURN,BRK SHOE	External spring assembly
305A 009	SPRING; RETURN,BRK SHOE	External spring assembly
305A 011		Bolt
305A 011	PIN; ANCHOR,RR WHEEL BRK	Bolt
305A 011	PIN; ANCHOR,RR WHEEL BRK	Bolt
305A 011	PIN; ANCHOR,RR WHEEL BRK	Bolt
305A 011	PIN; ANCHOR,RR WHEEL BRK	Bolt
305A 011	PIN; ANCHOR,RR WHEEL BRK	Bolt
305A 011	PIN; ANCHOR,RR WHEEL BRK	Bolt
305A 012		WASHER
305A 012	ROLLER; CAM,BRK SHOE	WASHER
305A 012	ROLLER; CAM,BRK SHOE	WASHER
305A 012	ROLLER; CAM,BRK SHOE	WASHER
305A 012	ROLLER; CAM,BRK SHOE	WASHER



305A 014	PIN; CAM ROLLER,BRK SHOE	Bolt
305A 014	PIN; CAM ROLLER,BRK SHOE	Bolt
305A 027		Cover plate
305A 027	COVER; CHECK HOLE,DRUM COVER	Cover plate
305A 027	COVER; CHECK HOLE,DRUM COVER	Cover plate
305A 027	COVER; CHECK HOLE,DRUM COVER	Cover plate
305A 030		Bolt
305A 030	BOLT; DRUM COVER	Bolt
305A 030	BOLT; DRUM COVER	Bolt
305A 030	BOLT; DRUM COVER	Bolt
305A 030	BOLT; DRUM COVER	Bolt
305A 030	BOLT; DRUM COVER	Bolt
305A 030	BOLT; DRUM COVER	Bolt
305A 030	BOLT; DRUM COVER	Bolt
305A 034		Grease nozzle
305A 034	NIPPLE; GREASE,CHAMBER BRKT	Grease nozzle
305A 034	NIPPLE; GREASE,CHAMBER BRKT	Grease nozzle
305A 034	NIPPLE; GREASE,CHAMBER BRKT	Grease nozzle
305A 034	NIPPLE; GREASE,CHAMBER BRKT	Grease nozzle
305A 034	NIPPLE; GREASE,CHAMBER BRKT	Grease nozzle
305A 034	NIPPLE; GREASE,CHAMBER BRKT	Grease nozzle
305A 045		Brake bottom plate assembly
305A 045	BRACKET; ANCHOR PIN,W/BUSHING	Brake bottom plate assembly
305A 045	BRACKET; ANCHOR PIN,W/BUSHING	Brake bottom plate assembly
305A 045	BRACKET; ANCHOR PIN,W/BUSHING	Brake bottom plate assembly
305A 045	BRACKET; ANCHOR PIN,W/BUSHING	Brake bottom plate assembly
305A 045	BRACKET; ANCHOR PIN,W/BUSHING	Brake bottom plate assembly
305A 045	BRACKET; ANCHOR PIN,W/BUSHING	Brake bottom plate assembly
305A 046		Snap ring
305A 046	RING; SPACER,CM/SHF,RR BRK	Snap ring
305A 046	RING; SPACER,CM/SHF,RR BRK	Snap ring
305A 046	RING; SPACER,CM/SHF,RR BRK	Snap ring
305A 046	RING; SPACER,CM/SHF,RR BRK	Snap ring




305A 046	RING; SPACER,CM/SHF,RR BRK	Snap ring
305A 046	RING; SPACER,CM/SHF,RR BRK	Snap ring
305A 047		Brake back plate
305A 047	BRACKET; ANCHOR PIN,RR WHEEL BRK	Brake back plate
305A 047	BRACKET; ANCHOR PIN,RR WHEEL BRK	Brake back plate
305A 047	BRACKET; ANCHOR PIN,RR WHEEL BRK	Brake back plate
305A 047	BRACKET; ANCHOR PIN,RR WHEEL BRK	Brake back plate
305A 047	BRACKET; ANCHOR PIN,RR WHEEL BRK	Brake back plate
305A 047	BRACKET; ANCHOR PIN,RR WHEEL BRK	Brake back plate
305A 048		Oil seal
305A 048	SEAL; OIL,CM/SHF,RR BRK	Oil seal
305A 048	SEAL; OIL,CM/SHF,RR BRK	Oil seal
305A 048	SEAL; OIL,CM/SHF,RR BRK	Oil seal
305A 048	SEAL; OIL,CM/SHF,RR BRK	Oil seal
305A 048	SEAL; OIL,CM/SHF,RR BRK	Oil seal
305A 048	SEAL; OIL,CM/SHF,RR BRK	Oil seal
305A 048	SEAL; OIL,CM/SHF,RR BRK	Oil seal
305A 049		Gasket
305A 049	BUSHING; CM/SHF,RR BRK	Gasket
305A 049	BUSHING; CM/SHF,RR BRK	Gasket
305A 049	BUSHING; CM/SHF,RR BRK	Gasket
305A 049	BUSHING; CM/SHF,RR BRK	Gasket
305A 049	BUSHING; CM/SHF,RR BRK	Gasket
305A 049	BUSHING; CM/SHF,RR BRK	Gasket
305A 050		Right rear camshaft
305A 050	CAMSHAFT; BRK,RR BRK	Right rear camshaft
305A 050	CAMSHAFT; BRK,RR BRK	Right rear camshaft
305A 050	CAMSHAFT; BRK,RR BRK	Right rear camshaft
305A 050	CAMSHAFT; BRK,RR BRK	Right rear camshaft
305A 050	CAMSHAFT; BRK,RR BRK	Right rear camshaft
305A 050	CAMSHAFT; BRK,RR BRK	Right rear camshaft
305A 052		Bolt
305A 052	BOLT; ANCHOR BRKT	Bolt



305A 052	BOLT; ANCHOR BRKT	Bolt
305A 052	BOLT; ANCHOR BRKT	Bolt
305A 052	BOLT; ANCHOR BRKT	Bolt
305A 052	BOLT; ANCHOR BRKT	Bolt
305A 052	BOLT; ANCHOR BRKT	Bolt
305A 053		Bolt
305A 053	BOLT; LOCK PLATE	Bolt
305A 053	BOLT; LOCK PLATE	Bolt
305A 053	BOLT; LOCK PLATE	Bolt
305A 053	BOLT; LOCK PLATE	Bolt
305A 053	BOLT; LOCK PLATE	Bolt
305A 053	BOLT; LOCK PLATE	Bolt
305A 054		Bolt
305A 054	WASHER; LK,ANCHOR PIN,RR BRK	WASHER
305A 054	WASHER; LK,ANCHOR PIN,RR BRK	WASHER
305A 054	WASHER; LK,ANCHOR PIN,RR BRK	WASHER
305A 054	WASHER; LK,ANCHOR PIN,RR BRK	WASHER
305A 054	WASHER; LK,ANCHOR PIN,RR BRK	WASHER
305A 054	WASHER; LK,ANCHOR PIN,RR BRK	WASHER
305A 055		PLATE
305A 055	PLATE; LK,RR WHEEL CYL	PLATE
305A 055	PLATE; LK,RR WHEEL CYL	PLATE
305A 055	PLATE; LK,RR WHEEL CYL	PLATE
305A 055	PLATE; LK,RR WHEEL CYL	PLATE
305A 055	PLATE; LK,RR WHEEL CYL	PLATE
305A 055	PLATE; LK,RR WHEEL CYL	PLATE
305A 063		Right adjuster assembly
305A 063	ADJUSTER ASM; SLACK,RR BRK	Right adjuster assembly
305A 063	ADJUSTER ASM; SLACK,RR BRK	Right adjuster assembly
305A 063	ADJUSTER ASM; SLACK,RR BRK	Right adjuster assembly
305A 063	ADJUSTER ASM; SLACK,RR BRK	Right adjuster assembly
305A 063	ADJUSTER ASM; SLACK,RR BRK	Right adjuster assembly
305A 063	ADJUSTER ASM; SLACK,RR BRK	Right adjuster assembly



305A 063	ADJUSTER ASM; SLACK,RR BRK	Right adjuster assembly
305A 064		Liner plate
305A 064	PLATE; STOPPER,CM/SHF	Liner plate
305A 064	PLATE; STOPPER,CM/SHF	Liner plate
305A 064	PLATE; STOPPER,CM/SHF	Liner plate
305A 064	PLATE; STOPPER,CM/SHF	Liner plate
305A 064	PLATE; STOPPER,CM/SHF	Liner plate
305A 064	PLATE; STOPPER,CM/SHF	Liner plate
305A 065		Liner plate
305A 065	SPACER; SLACK ADJ,BRK	Liner plate
305A 065	SPACER; SLACK ADJ,BRK	Liner plate
305A 065	SPACER; SLACK ADJ,BRK	Liner plate
305A 065	SPACER; SLACK ADJ,BRK	Liner plate
305A 065	SPACER; SLACK ADJ,BRK	Liner plate
305A 065	SPACER; SLACK ADJ,BRK	Liner plate
305A 065	SPACER; SLACK ADJ,BRK	Liner plate
305A 066		Pin
305A 066	PIN; JAW JOINT	Pin
305A 066	PIN; JAW JOINT	Pin
305A 066	PIN; JAW JOINT	Pin
305A 067		Nut
305A 067	NUT; POWER CHAMBER FIX	Nut
305A 067	NUT; POWER CHAMBER FIX	Nut
305A 067	NUT; POWER CHAMBER FIX	Nut
305A 068		Spring washer
305A 068	WASHER; LK,CHAMBER	Spring washer
305A 068	WASHER; LK,CHAMBER	Spring washer
305A 068	WASHER; LK,CHAMBER	Spring washer
305A 069		U-shaped clamp
305A 069	JOINT; JAW	U-shaped clamp
305A 069	JOINT; JAW	U-shaped clamp
305A 069	JOINT; JAW	U-shaped clamp
305A 070		Nut



POWER STAR

305A 070	NUT; LK,JAW JOINT	Nut
305A 070	NUT; LK,JAW JOINT	Nut
305A 070	NUT; LK,JAW JOINT	Nut
305A 071		WASHER
305A 071	WASHER; PL,JAW JOINT	WASHER
305A 071	WASHER; PL,JAW JOINT	WASHER
305A 071	WASHER; PL,JAW JOINT	WASHER
305A 072		Pin
305A 072	PIN; SPLIT	Pin
305A 072	PIN; SPLIT	Pin
305A 072	PIN; SPLIT	Pin
305A 073		Shaft sleeve
305A 073	COLLAR; FELT RING,CM/SHF	Shaft sleeve
305A 073	COLLAR; FELT RING,CM/SHF	Shaft sleeve
305A 073	COLLAR; FELT RING,CM/SHF	Shaft sleeve
305A 073	COLLAR; FELT RING,CM/SHF	Shaft sleeve
305A 073	COLLAR; FELT RING,CM/SHF	Shaft sleeve
305A 073	COLLAR; FELT RING,CM/SHF	Shaft sleeve
305A 075		Snap ring
305A 075	RING; FELT,CM/SHF	Snap ring
305A 075	RING; FELT,CM/SHF	Snap ring
305A 075	RING; FELT,CM/SHF	Snap ring
305A 075	RING; FELT,CM/SHF	Snap ring
305A 075	RING; FELT,CM/SHF	Snap ring
305A 075	RING; FELT,CM/SHF	Snap ring
305A 076		Support assembly
305A 076	BRACKET; POWER CHAMBER,RR,W/BUSHING	Support assembly
305A 076	BRACKET; POWER CHAMBER,RR,W/BUSHING	Support assembly
305A 076	BRACKET; POWER CHAMBER,RR,W/BUSHING	Support assembly
305A 076	BRACKET; POWER CHAMBER,RR,W/BUSHING	Support assembly
305A 076	BRACKET; POWER CHAMBER,RR,W/BUSHING	Support assembly
305A 076	BRACKET; POWER CHAMBER,RR,W/BUSHING	Support assembly



305A 077		Gasket
305A 077	BUSHING	Gasket
305A 077	BUSHING	Gasket
305A 077	BUSHING	Gasket
305A 077	BUSHING	Gasket
305A 077	BUSHING	Gasket
305A 077	BUSHING	Gasket
305A 195		Snap ring
305A 195	RING; SNAP,CM/SHF	Snap ring
305A 195	RING; SNAP,CM/SHF	Snap ring
305A 195	RING; SNAP,CM/SHF	Snap ring
305A 195	RING; SNAP,CM/SHF	Snap ring
305A 195	RING; SNAP,CM/SHF	Snap ring
305A 195	RING; SNAP,CM/SHF	Snap ring
305A 201		Bolt
305A 201	BOLT; BRKT,POWER CHAMBER	Bolt
305A 201	BOLT; BRKT,POWER CHAMBER	Bolt
305A 201	BOLT; BRKT,POWER CHAMBER	Bolt
305A 201	BOLT; BRKT,POWER CHAMBER	Bolt
305A 201	BOLT; BRKT,POWER CHAMBER	Bolt
305A 201	BOLT; BRKT,POWER CHAMBER	Bolt
305A 202		Spring washer
305A 202	WASHER; LK,BRKT	Spring washer
305A 202	WASHER; LK,BRKT	Spring washer
305A 202	WASHER; LK,BRKT	Spring washer
305A 202	WASHER; LK,BRKT	Spring washer
305A 202	WASHER; LK,BRKT	Spring washer
305A 202	WASHER; LK,BRKT	Spring washer
305A 252		COVER; BRK DRUM
305A 252	COVER; BRK DRUM	COVER; BRK DRUM
305A 252	COVER; BRK DRUM	COVER; BRK DRUM
305A 252	COVER; BRK DRUM	COVER; BRK DRUM



305A 252 COVER; BRK DRUM
305A 252 COVER; BRK DRUM
305A 252 COVER; BRK DRUM
305A 252 COVER; BRK DRUM
305A 252 COVER; BRK DRUM
305A 252 COVER; BRK DRUM
305A 252 COVER; BRK DRUM
305A 252 COVER; BRK DRUM
305A 252 COVER; BRK DRUM
310A 001
310A 001 BRACKET ASM; PEDAL
310A 002
310A 002 PEDAL; BRK
310A 004
310A 004 BUSHING; BRK PEDAL
310A 006
310A 006 COVER; BRK PEDAL
310A 007
310A 007 CONNECTOR; BRK VALVE
310A 007 CONNECTOR; BRK VALVE
310A 007 CONNECTOR; BRK VALVE
310A 007 CONNECTOR; BRK VALVE
310A 007 CONNECTOR; BRK VALVE
310A 007 CONNECTOR; BRK VALVE
310A 010
310A 010 SPRING; RETURN, BRK PEDAL
310A 016
310A 016 SWITCH; STOP LAMP
310A 027
310A 027 SHAFT; BRK PEDAL
310A 076
310A 076 NUT; PUSH ROD

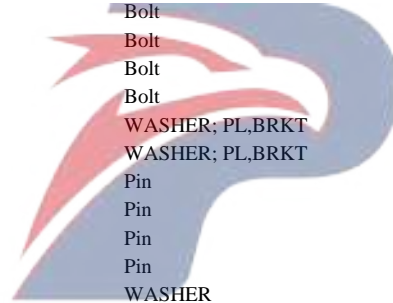
COVER; BRK DRUM
COVER; BRK DRUM
COVER; BRK DRUM
COVER; BRK DRUM
COVER; BRK DRUM
COVER; BRK DRUM
COVER; BRK DRUM
COVER; BRK DRUM
COVER; BRK DRUM
COVER; BRK DRUM
COVER; BRK DRUM
Pedal support
Pedal support
Bracket
Bracket
Plug cover
Plug cover
Brake pedal's rubber gasket
Brake pedal's rubber gasket
Plug
Plug
Plug
Plug
Plug
Plug
Spring
Spring
Switch-air pressure
Switch-air pressure
Shaft
Shaft
Nut
Nut



POWERSTAR

310A 080
 310A 080 PIN; SNAP,BRK PEDAL
 310A 093
 310A 093 SEAL; BRK PEDAL
 310A 098
 310A 098 NUT; BRKT
 310A 159
 310A 159 ROD ASM; PUSH,BRK
 310A 183
 310A 183 BOLT; BRK VLV
 310A 185
 310A 185 BOLT; BRKT
 310A 187
 310A 187 WASHER; PL,BRKT
 310A 207
 310A 207 PIN; JOINT,BRK PEDAL LINK
 310A 273
 310A 273 ROD; PULL
 310A 332
 310A 332 RING; SNAP
 310A 334
 310A 334 HOSE; AIR,BRK
 310A 335
 310A 335 CLAMP; HOSE
 320A 001
 320A 001 TANK ASM; AIR
 320A 001 TANK ASM; AIR
 320A 002
 320A 002 TANK; AIR
 320A 002 TANK; AIR
 320A 003
 320A 003 VALVE; CHECK,AIR TANK

Pin clamping piece
 Pin clamping piece
 Pedal support seal
 Pedal support seal
 Nut
 Nut
 Push rod assembly
 Push rod assembly
 Bolt
 Bolt
 Bolt
 Bolt
 WASHER; PL,BRKT
 WASHER; PL,BRKT
 Pin
 Pin
 Pin
 Pin
 WASHER
 WASHER
 Brake pipe
 Brake pipe
 Clip
 Clip
 Air tank assembly
 Air tank assembly
 Air tank assembly
 Air tank assembly
 Air tank assembly
 Air tank assembly
 One-way valve
 One-way valve



POWERSTAR

320A 005		Connector
320A 005	UNION; AIR TANK	Connector
320A 005	UNION; AIR TANK	Connector
320A 005	UNION; AIR TANK	Connector
320A 005	UNION; AIR TANK	Connector
320A 006		Water drain valve
320A 006	COCK; DRAIN,AIR TANK	Water drain valve
320A 006	COCK; DRAIN,AIR TANK	Water drain valve
320A 006	COCK; DRAIN,AIR TANK	Water drain valve
320A 007		Seal gasket
320A 007	GASKET; DRAIN COCK	Seal gasket
320A 007	GASKET; DRAIN COCK	Seal gasket
320A 007	GASKET; DRAIN COCK	Seal gasket
320A 008		Connector
320A 008	CONNECTOR; AIR TANK	Connector
320A 009		Low-pressure switch
320A 009	SWITCH; LOW PRESSURE GAGE,AIR TANK	Low-pressure switch
320A 009	SWITCH; LOW PRESSURE GAGE,AIR TANK	Low-pressure switch
320A 010		Plug
320A 010	PLUG; AIR TANK	Plug
320A 010	PLUG; AIR TANK	Plug
320A 018		Sealing washer
320A 018	GASKET; ADAPTER	Sealing washer
320A 026		Plug
320A 026	PLUG; SUB AIR TANK	Plug
320A 026	PLUG; SUB AIR TANK	Plug
320A 026	PLUG; SUB AIR TANK	Plug
320A 026	PLUG; SUB AIR TANK	Plug
320A 027		Connector
320A 027	UNION; ELBOW,AIR TANK	Connector
320A 028		Support-air tank
320A 028	BRACKET; AIR TANK	Support-air tank



320A 028 BRACKET; AIR TANK
320A 028 BRACKET; AIR TANK
320A 028 BRACKET; AIR TANK
320A 029
320A 029 BRACKET; AIR TANK
320A 031
320A 031 BOLT; BRKT TO FRAME
320A 032
320A 032 NUT; BRKT TO FRAME
320A 039
320A 039 U-BOLT; AIR TANK
320A 039 U-BOLT; AIR TANK
320A 039 U-BOLT; AIR TANK
320A 046
320A 046 NUT; U-BOLT
320A 046 NUT; U-BOLT
320A 046 NUT; U-BOLT
320A 080
320A 080 BOLT; BRKT
320A 100
320A 100 BOLT; MODULATOR
320A 100 BOLT; MODULATOR
320A 100 BOLT; MODULATOR
320A 100 BOLT; MODULATOR
320A 100 BOLT; MODULATOR
320A 100 BOLT; MODULATOR
320A 100 BOLT; MODULATOR
320A 101
320A 101 NUT; MODULATOR
320A 101 NUT; MODULATOR
320A 101 NUT; MODULATOR
320A 101 NUT; MODULATOR

Support-air tank
Support-air tank
Support-air tank
Support-air tank
Support-air tank
Bolt
Bolt
Nut
Nut
U-shaped fixing screw
U-shaped fixing screw
U-shaped fixing screw
U-shaped fixing screw
Nut
Nut
Nut
Nut
Bolt
Bolt
Bolt
Bolt
Bolt
Bolt
Bolt
Bolt
Nut
Nut
Nut
Nut
Nut




POWERSTAR

320A 101	NUT; MODULATOR	Nut
320A 101	NUT; MODULATOR	Nut
320A 101	NUT; MODULATOR	Nut
320A 102		Bracket
320A 102	BRACKET; MODULATOR	Bracket
320A 102	BRACKET; MODULATOR	Bracket
320A 102	BRACKET; MODULATOR	Bracket
320A 102	BRACKET; MODULATOR	Bracket
320A 103		Bolt
320A 103	BOLT; BRKT	Bolt
320A 103	BOLT; BRKT	Bolt
320A 104		Nut
320A 104	NUT; BRKT	Nut
320A 104	NUT; BRKT	Nut
320A 107		Adjuster
320A 107	MODULATOR; RR	Adjuster
320A 107	MODULATOR; RR	Adjuster
320A 107	MODULATOR; RR	Adjuster
320A 107	MODULATOR; RR	Adjuster
320A 107	MODULATOR; RR	Adjuster
320A 107	MODULATOR; RR	Adjuster
320A 109		Adjuster
320A 109	MODULATOR; FRT	Adjuster
320A 109	MODULATOR; FRT	Adjuster
320A 126		Connector
320A 126	CONNECTOR; ELBOW	Connector
320A 126	CONNECTOR; ELBOW	Connector
320A 126	CONNECTOR; ELBOW	Connector
320A 126	CONNECTOR; ELBOW	Connector
320A 126	CONNECTOR; ELBOW	Connector
320A 126	CONNECTOR; ELBOW	Connector
320A 126	CONNECTOR; ELBOW	Connector
320A 126	CONNECTOR; ELBOW	Connector



POWERSTAR

320A 131		Nut
320A 131	NUT; BRKT FIX	Nut
320A 137		Bolt
320A 137	BOLT; BRKT	Bolt
320A 137	BOLT; BRKT	Bolt
320A 166		Low-pressure switch
320A 166	SWITCH ASM; LOW PRESSURE,MAIN TANK	Low-pressure switch
320A 176		Connector
320A 176	ADAPTER	Connector
320A 176	ADAPTER	Connector
320A 176	ADAPTER	Connector
320A 176	ADAPTER	Connector
320A 176	ADAPTER	Connector
320A 176	ADAPTER	Connector
320A 176	ADAPTER	Connector
320A 176	ADAPTER	Connector
320A 176	ADAPTER	Connector
320A 241		Bolt
320A 241	BOLT; SET,CONT VLV	Bolt
320A 335		Connector
320A 335	CONNECTOR; MODULATOR	Connector
320A 335	CONNECTOR; MODULATOR	Connector
320A 335	CONNECTOR; MODULATOR	Connector
320A 335	CONNECTOR; MODULATOR	Connector
320A 352		Connector
320A 352	CONNECTOR; STRAIGHT	Connector
320A 352	CONNECTOR; STRAIGHT	Connector
320A 366		Connector
320A 366	CONNECTOR; NYLON TUBE	Connector
320A 366	CONNECTOR; NYLON TUBE	Connector
320A 366	CONNECTOR; NYLON TUBE	Connector
320A 369		Connector



POWER STAR

320A 369	CONNECTOR; 3WAY	Connector
320A 369	CONNECTOR; 3WAY	Connector
320A 405		Gasket
320A 405	GASKET	Gasket
320A 405	GASKET	Gasket
320A 405	GASKET	Gasket
320A 405	GASKET	Gasket
320A 405	GASKET	Gasket
322A 001		Relay valve
322A 001	VALVE; RELAY RWD RR	Relay valve
322A 002		Relay valve assembly
322A 002	VALVE; RELAY	Relay valve assembly
322A 002	VALVE; RELAY	Relay valve assembly
322A 005		Nut
322A 005	NUT	Nut
322A 005	NUT	Nut
322A 006		Bolt
322A 006	BOLT; VLV	Bolt
322A 006	BOLT; VLV	Bolt
322A 006	BOLT; VLV	Bolt
322A 007		Nut
322A 007	NUT; RELAY VLV	Nut
322A 008		Bolt
322A 008	BOLT; BRKT	Bolt
322A 010		Quick change adapter
322A 010	CONNECTOR	Quick change adapter
322A 010	CONNECTOR	Quick change adapter
322A 010	CONNECTOR	Quick change adapter
322A 010	CONNECTOR	Quick change adapter
322A 010	CONNECTOR	Quick change adapter
322A 010	CONNECTOR	Quick change adapter
322A 012		Connector




POWERSTAR

322A 012	CONNECTOR; RELAY VLV	Connector
322A 012	CONNECTOR; RELAY VLV	Connector
322A 012	CONNECTOR; RELAY VLV	Connector
322A 012	CONNECTOR; RELAY VLV	Connector
322A 012	CONNECTOR; RELAY VLV	Connector
322A 012	CONNECTOR; RELAY VLV	Connector
322A 012	CONNECTOR; RELAY VLV	Connector
322A 012	CONNECTOR; RELAY VLV	Connector
322A 012	CONNECTOR; RELAY VLV	Connector
322A 013		Quick release valve assembly
322A 013	VALVE ASM; QUICK RELEASE	Quick release valve assembly
322A 013	VALVE ASM; QUICK RELEASE	Quick release valve assembly
322A 019		Bracket
322A 019	BRACKET; QUICK RELEASE VLV	Bracket
322A 025		Low-voltage switch
322A 025	SWITCH; PRESSURE	Low-voltage switch
322A 048		Bolt
322A 048	BOLT; QUICK RELEASE VLV	Bolt
322A 049		Nut
322A 049	NUT; QUICK RELEASE VLV	Nut
322A 055		Plug
322A 055	PLUG; SUPPLY	Plug
322A 056		Bracket
322A 056	BRACKET; RELAY VLV	Bracket
322A 056	BRACKET; RELAY VLV	Bracket
322A 063		Nut
322A 063	NUT; BRKT FIX	Nut
322A 065		Bracket
322A 065	BRACKET; RELAY VLV RR	Bracket
322A 073		Nut
322A 073	NUT; BRKT	Nut
322A 114		Bolt




322A 114 NUT; VLV
322A 157
322A 157 RETAINER; VALVE
322A 158
322A 158 SPRING; VALVE
322A 161
322A 161 GUIDE; VALVE
322A 164
322A 164 PISTON; RELAY VALVE
322A 166
322A 166 SPRING; PISTON
322A 167
322A 167 COVER; VALVE
322A 170
322A 170 SCREW; COVER TO BODY
326A 032
326A 032 VALVE; BRK,HAND CONT
326A 032 VALVE; BRK,HAND CONT
326A 061
326A 061 BOLT; STEP BOARD
326A 065
326A 065 NUT; RELAY VLV
326A 106
326A 106 BRACKET; VLV
326A 106 BRACKET; VLV
326A 107
326A 107 HANGER; JUMPER HOSE
326A 109
326A 109 BRACKET; HOSE HANGER
326A 112
326A 112 BRACKET; CONT VLV
326A 125

Bolt
Valve retainer
Valve retainer
Air valve spring
Air valve spring
Air valve guide tube
Air valve guide tube
Relay valve piston
Relay valve piston
Piston spring
Piston spring
Valve cover
Valve cover
Screws connecting cover plates and vehicle body
Screws connecting cover plates and vehicle body
Valve assembly--parking braking
Valve assembly--parking braking
Valve assembly--parking braking
Bolt
Bolt
Nut
Nut
Support-trailer valve
Support-trailer valve
Support-trailer valve
Hook assembly
Hook assembly
Bracket
Bracket
Support assembly--parking brake valve
Support assembly--parking brake valve
Bolt




POWERSTAR

326A 125	BOLT; RELAY VLV	Bolt
326A 129		Nut
326A 129	NUT; VLV	Nut
326A 137		Connector
326A 137	CONNECTOR; SUPPLY	Connector
326A 138		Connector
326A 138	CONNECTOR; DELIVERY	Connector
326A 138	CONNECTOR; DELIVERY	Connector
326A 138	CONNECTOR; DELIVERY	Connector
326A 138	CONNECTOR; DELIVERY	Connector
326A 138	CONNECTOR; DELIVERY	Connector
326A 143		Connector
326A 143	CONNECTOR; CONT	Connector
326A 143	CONNECTOR; CONT	Connector
326A 143	CONNECTOR; CONT	Connector
326A 143	CONNECTOR; CONT	Connector
326A 151		Bolt
326A 151	BOLT; VLV BRKT	Bolt
326A 165		Connector
326A 165	CONNECTOR; HAND BRK VLV	Connector
326A 203		Jumper wire
326A 203	CABLE; JUMPER	Jumper wire
326A 203	CABLE; JUMPER	Jumper wire
326A 215		Trailer valve
326A 215	VALVE; TRAILER CONT	Trailer valve
326A 220		Bolt
326A 220	BOLT; HANGER	Bolt
326A 220	BOLT; HANGER	Bolt
326A 221		Nut
326A 221	NUT; HANGER	Nut
326A 225		Bracket
326A 225	BRACKET; HANGER	Bracket



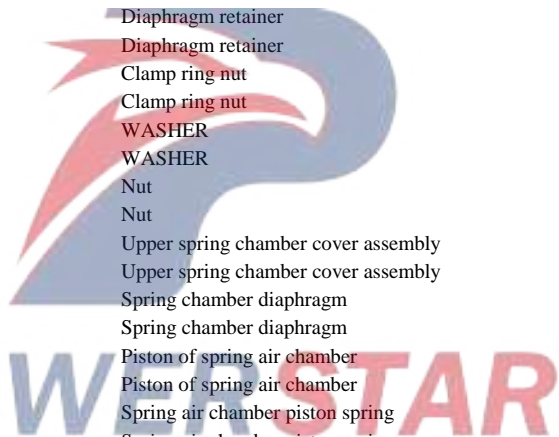
POWER STAR

326A 252		Switch-air pressure
326A 252	SWITCH; PRESSURE	Switch-air pressure
334A 001		Valve assembly
334A 001	VALVE; BRK	Valve assembly
334A 014		Brake valve plug
334A 014	PLUNGER; BRK VLV	Brake valve plug
334A 020		Brake valve's upper piston
334A 020	PISTON; UPR,BRK VLV	Brake valve's upper piston
334A 022		Brake valve's lower piston spring
334A 022	SPRING; PISTON,LWR,BRK VLV	Brake valve's lower piston spring
334A 023		Brake valve's upper washer
334A 023	WASHER; UPR,BRK VLV	Brake valve's upper washer
334A 024		Brake valve's upper spring
334A 024	SPRING; UPR,BRK VLV	Brake valve's upper spring
334A 025		Brake valve piston washer
334A 025	WASHER; PISTON,BRK VLV	Brake valve piston washer
334A 026		Brake valve retainer
334A 026	RETAINER; VLV,BRK VLV	Brake valve retainer
334A 028		Lower brake valve piston
334A 028	PISTON; LWR,BRK VLV	Lower brake valve piston
334A 031		Brake valve spring
334A 031	SPRING; VLV,BRK VLV	Brake valve spring
334A 033		Brake valve body bolt
334A 033	BOLT; BODY,BRK VLV	Brake valve body bolt
334A 034		Brake valve retainer
334A 034	RETAINER; VLV,BRK VLV	Brake valve retainer
334A 035		Brake valve spring
334A 035	SPRING; VLV,BRK VLV	Brake valve spring
334A 054		Brake valve's upper piston spring
334A 054	SPRING; PISTON,UPR,BRK VLV	Brake valve's upper piston spring
334A 055		Brake valve plate retainer
334A 055	RETAINER; PLATE,BRK VLV	Brake valve plate retainer




POWERSTAR

334A 058		Brake valve air bleed snap ring
334A 058	RING; RET,EXH,BRK VLV	Brake valve air bleed snap ring
334A 090		Plunger guide part
334A 090	GUIDE; PLUNGER	Plunger guide part
340A 001		Front brake chamber assembly
340A 001	CHAMBER ASM; POWER,FRT BRK	Front brake chamber assembly
340A 002		Spring chamber's clamp ring
340A 002	RING; CLAMP,SPR CHAMBER	Spring chamber's clamp ring
340A 003		Diaphragm retainer
340A 003	RETAINER; DIAPH	Diaphragm retainer
340A 004		Clamp ring nut
340A 004	BOLT; CLAMP RING	Clamp ring nut
340A 005		WASHER
340A 005	WASHER; LK,CLAMP RING	WASHER
340A 006		Nut
340A 006	NUT; CLAMP RING	Nut
340A 007		Upper spring chamber cover assembly
340A 007	COVER ASM; UPR,SPR CHAMBER	Upper spring chamber cover assembly
340A 008		Spring chamber diaphragm
340A 008	DIAPHRAGM; SPR CHAMBER	Spring chamber diaphragm
340A 009		Piston of spring air chamber
340A 009	PISTON; SPR CHAMBER	Piston of spring air chamber
340A 010		Spring air chamber piston spring
340A 010	SPRING; PISTON,SPR CHAMBER	Spring air chamber piston spring
340A 011		Sealing
340A 011	SEAL; PISTON,SPR CHAMBER	Sealing
340A 012		Lower spring chamber cover assembly
340A 012	COVER ASM; LWR,SPR CHAMBER	Lower spring chamber cover assembly
341A 001		Rear brake chamber assembly
341A 001	CHAMBER ASM; SPRING	Rear brake chamber assembly
341A 001	CHAMBER ASM; SPRING	Rear brake chamber assembly
341A 001	CHAMBER ASM; SPRING	Rear brake chamber assembly



341A 001	CHAMBER ASM; SPRING	Rear brake chamber assembly
341A 001	CHAMBER ASM; SPRING	Rear brake chamber assembly
341A 001	CHAMBER ASM; SPRING	Rear brake chamber assembly
341A 002		Emergency room
341A 002	CHAMBER; EMERGENCY	Emergency room
341A 002	CHAMBER; EMERGENCY	Emergency room
341A 002	CHAMBER; EMERGENCY	Emergency room
341A 002	CHAMBER; EMERGENCY	Emergency room
341A 004		Cylindrical pin of spring air chamber
341A 004	PIN; STRAIGHT,SPR CHAMBER	Cylindrical pin of spring air chamber
341A 004	PIN; STRAIGHT,SPR CHAMBER	Cylindrical pin of spring air chamber
341A 004	PIN; STRAIGHT,SPR CHAMBER	Cylindrical pin of spring air chamber
341A 004	PIN; STRAIGHT,SPR CHAMBER	Cylindrical pin of spring air chamber
341A 005		Housing nut
341A 005	NUT; SHELL	Housing nut
341A 005	NUT; SHELL	Housing nut
341A 005	NUT; SHELL	Housing nut
341A 005	NUT; SHELL	Housing nut
341A 005	NUT; SHELL	Housing nut
341A 005	NUT; SHELL	Housing nut
341A 005	NUT; SHELL	Housing nut
341A 005	NUT; SHELL	Housing nut
341A 007		Gasket
341A 007	GASKET	Gasket
341A 007	GASKET	Gasket
341A 007	GASKET	Gasket
341A 007	GASKET	Gasket
341A 008		Housing of spring air chamber cylinder body
341A 008	SHELL; CYL,SPR CHAMBER	Housing of spring air chamber cylinder body
341A 008	SHELL; CYL,SPR CHAMBER	Housing of spring air chamber cylinder body
341A 008	SHELL; CYL,SPR CHAMBER	Housing of spring air chamber cylinder body
341A 008	SHELL; CYL,SPR CHAMBER	Housing of spring air chamber cylinder body



POWERSTAR

341A 009		Housing pipeline assembly
341A 009	PIPE ASM; SHELL	Housing pipeline assembly
341A 009	PIPE ASM; SHELL	Housing pipeline assembly
341A 009	PIPE ASM; SHELL	Housing pipeline assembly
341A 009	PIPE ASM; SHELL	Housing pipeline assembly
341A 010		Spring chamber's clamp ring
341A 010	RING; CLAMP,SPR CHAMBER	Spring chamber's clamp ring
341A 010	RING; CLAMP,SPR CHAMBER	Spring chamber's clamp ring
341A 010	RING; CLAMP,SPR CHAMBER	Spring chamber's clamp ring
341A 010	RING; CLAMP,SPR CHAMBER	Spring chamber's clamp ring
341A 011		Clamp ring nut
341A 011	BOLT; CLAMP RING	Clamp ring nut
341A 011	BOLT; CLAMP RING	Clamp ring nut
341A 011	BOLT; CLAMP RING	Clamp ring nut
341A 011	BOLT; CLAMP RING	Clamp ring nut
341A 012		Clamp ring lock washer
341A 012	WASHER; LK,CLAMP RING	Clamp ring lock washer
341A 012	WASHER; LK,CLAMP RING	Clamp ring lock washer
341A 012	WASHER; LK,CLAMP RING	Clamp ring lock washer
341A 012	WASHER; LK,CLAMP RING	Clamp ring lock washer
341A 013		Clamp ring nut
341A 013	NUT; CLAMP RING	Clamp ring nut
341A 013	NUT; CLAMP RING	Clamp ring nut
341A 013	NUT; CLAMP RING	Clamp ring nut
341A 013	NUT; CLAMP RING	Clamp ring nut
341A 014		Spring and spring seat package
341A 014	SPRING & SEAT SET	Spring and spring seat package
341A 014	SPRING & SEAT SET	Spring and spring seat package
341A 014	SPRING & SEAT SET	Spring and spring seat package
341A 014	SPRING & SEAT SET	Spring and spring seat package
341A 015		Piston
341A 015	PISTON	Piston



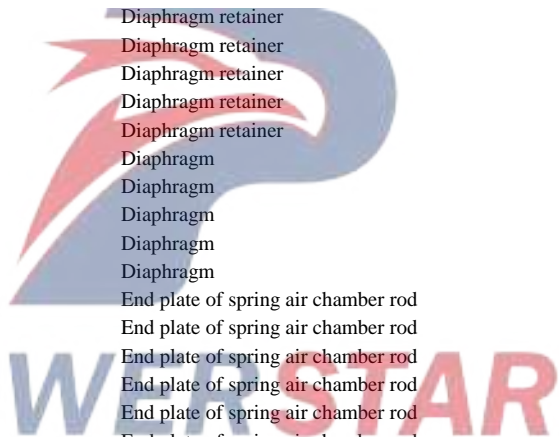
341A 015 PISTON	Piston
341A 015 PISTON	Piston
341A 015 PISTON	Piston
341A 016	Gasket
341A 016 GASKET	Gasket
341A 016 GASKET	Gasket
341A 016 GASKET	Gasket
341A 016 GASKET	Gasket
341A 017	Emergency bolt assembly
341A 017 BOLT ASM; EMERGENCY	Emergency bolt assembly
341A 017 BOLT ASM; EMERGENCY	Emergency bolt assembly
341A 017 BOLT ASM; EMERGENCY	Emergency bolt assembly
341A 017 BOLT ASM; EMERGENCY	Emergency bolt assembly
341A 019	Piston cover
341A 019 COVER; PISTON	Piston cover
341A 019 COVER; PISTON	Piston cover
341A 019 COVER; PISTON	Piston cover
341A 019 COVER; PISTON	Piston cover
341A 020	Retaining ring
341A 020 RING; RET	Retaining ring
341A 020 RING; RET	Retaining ring
341A 020 RING; RET	Retaining ring
341A 020 RING; RET	Retaining ring
341A 021	Spring chamber washer
341A 021 GASKET; SPR CHAMBER	Spring chamber washer
341A 021 GASKET; SPR CHAMBER	Spring chamber washer
341A 021 GASKET; SPR CHAMBER	Spring chamber washer
341A 021 GASKET; SPR CHAMBER	Spring chamber washer
341A 022	Support ring of spring air chamber
341A 022 RING; BACKUP,SPR CHAMBER	Support ring of spring air chamber
341A 022 RING; BACKUP,SPR CHAMBER	Support ring of spring air chamber
341A 022 RING; BACKUP,SPR CHAMBER	Support ring of spring air chamber



341A 022	RING; BACKUP,SPR CHAMBER	Support ring of spring air chamber
341A 023		Spring chamber washer
341A 023	GASKET; SPR CHAMBER	Spring chamber washer
341A 023	GASKET; SPR CHAMBER	Spring chamber washer
341A 023	GASKET; SPR CHAMBER	Spring chamber washer
341A 023	GASKET; SPR CHAMBER	Spring chamber washer
341A 024		Spring chamber bearing
341A 024	BEARING; SPR CHAMBER	Spring chamber bearing
341A 024	BEARING; SPR CHAMBER	Spring chamber bearing
341A 024	BEARING; SPR CHAMBER	Spring chamber bearing
341A 024	BEARING; SPR CHAMBER	Spring chamber bearing
341A 025		Pressure plate of spring air chamber
341A 025	PLATE; PRESSURE,SPR CHAMBER	Pressure plate of spring air chamber
341A 025	PLATE; PRESSURE,SPR CHAMBER	Pressure plate of spring air chamber
341A 025	PLATE; PRESSURE,SPR CHAMBER	Pressure plate of spring air chamber
341A 025	PLATE; PRESSURE,SPR CHAMBER	Pressure plate of spring air chamber
341A 026		Pressure plate nut
341A 026	NUT; PRESSURE PLATE	Pressure plate nut
341A 026	NUT; PRESSURE PLATE	Pressure plate nut
341A 026	NUT; PRESSURE PLATE	Pressure plate nut
341A 026	NUT; PRESSURE PLATE	Pressure plate nut
341A 027		Pressure plate washer
341A 027	WASHER; PRESSURE PLATE	Pressure plate washer
341A 027	WASHER; PRESSURE PLATE	Pressure plate washer
341A 027	WASHER; PRESSURE PLATE	Pressure plate washer
341A 027	WASHER; PRESSURE PLATE	Pressure plate washer
341A 028		Hose pressure plate bracket
341A 028	BRACKET; PRESSURE PLATE,HOSE	Hose pressure plate bracket
341A 028	BRACKET; PRESSURE PLATE,HOSE	Hose pressure plate bracket
341A 028	BRACKET; PRESSURE PLATE,HOSE	Hose pressure plate bracket
341A 028	BRACKET; PRESSURE PLATE,HOSE	Hose pressure plate bracket
341A 029		Pressure plate stud



341A 029	STUD; PRESSURE PLATE	Pressure plate stud
341A 029	STUD; PRESSURE PLATE	Pressure plate stud
341A 029	STUD; PRESSURE PLATE	Pressure plate stud
341A 029	STUD; PRESSURE PLATE	Pressure plate stud
341A 032		Connector
341A 032	CONNECTOR; SPR CHAMBER	Connector
341A 032	CONNECTOR; SPR CHAMBER	Connector
341A 032	CONNECTOR; SPR CHAMBER	Connector
341A 033		Diaphragm retainer
341A 033	RETAINER; DIAPH	Diaphragm retainer
341A 033	RETAINER; DIAPH	Diaphragm retainer
341A 033	RETAINER; DIAPH	Diaphragm retainer
341A 033	RETAINER; DIAPH	Diaphragm retainer
341A 034		Diaphragm
341A 034	DIAPHRAGM	Diaphragm
341A 034	DIAPHRAGM	Diaphragm
341A 034	DIAPHRAGM	Diaphragm
341A 034	DIAPHRAGM	Diaphragm
341A 035		End plate of spring air chamber rod
341A 035	PLATE; ROD END,SPR CHAMBER	End plate of spring air chamber rod
341A 035	PLATE; ROD END,SPR CHAMBER	End plate of spring air chamber rod
341A 035	PLATE; ROD END,SPR CHAMBER	End plate of spring air chamber rod
341A 035	PLATE; ROD END,SPR CHAMBER	End plate of spring air chamber rod
341A 036		End plate of spring air chamber rod
341A 036	RETAINER; SPR CHAMBER	End plate of spring air chamber rod
341A 036	RETAINER; SPR CHAMBER	End plate of spring air chamber rod
341A 036	RETAINER; SPR CHAMBER	End plate of spring air chamber rod
341A 036	RETAINER; SPR CHAMBER	End plate of spring air chamber rod
341A 037		Spring air chamber's lower spring
341A 037	SPRING; LWR,SPR CHAMBER	Spring air chamber's lower spring
341A 037	SPRING; LWR,SPR CHAMBER	Spring air chamber's lower spring
341A 037	SPRING; LWR,SPR CHAMBER	Spring air chamber's lower spring



341A 037	SPRING; LWR,SPR CHAMBER	Spring air chamber's lower spring
341A 038		Rod cover and plate cover
341A 038	COVER; ROD & PLATE	Rod cover and plate cover
341A 038	COVER; ROD & PLATE	Rod cover and plate cover
341A 038	COVER; ROD & PLATE	Rod cover and plate cover
341A 038	COVER; ROD & PLATE	Rod cover and plate cover
341A 039		Rod cover and plate cover
341A 039	COVER; ROD & PLATE	Rod cover and plate cover
341A 039	COVER; ROD & PLATE	Rod cover and plate cover
341A 039	COVER; ROD & PLATE	Rod cover and plate cover
341A 039	COVER; ROD & PLATE	Rod cover and plate cover
341A 040		Lower spring chamber cover assembly
341A 040	COVER ASM; LWR,SPR CHAMBER	Lower spring chamber cover assembly
341A 040	COVER ASM; LWR,SPR CHAMBER	Lower spring chamber cover assembly
341A 040	COVER ASM; LWR,SPR CHAMBER	Lower spring chamber cover assembly
341A 040	COVER ASM; LWR,SPR CHAMBER	Lower spring chamber cover assembly
341A 041		Lower cover plate pipeline assembly
341A 041	PIPE ASM; LWR COVER	Lower cover plate pipeline assembly
341A 041	PIPE ASM; LWR COVER	Lower cover plate pipeline assembly
341A 041	PIPE ASM; LWR COVER	Lower cover plate pipeline assembly
341A 041	PIPE ASM; LWR COVER	Lower cover plate pipeline assembly
341A 067		Spring chamber washer
341A 067	GASKET; SPR CHAMBER	Spring chamber washer
341A 067	GASKET; SPR CHAMBER	Spring chamber washer
341A 067	GASKET; SPR CHAMBER	Spring chamber washer
341A 067	GASKET; SPR CHAMBER	Spring chamber washer
341A 069		Spring chamber washer
341A 069	HOSE; PRESSURE PLATE	Spring chamber washer
341A 069	HOSE; PRESSURE PLATE	Spring chamber washer
341A 069	HOSE; PRESSURE PLATE	Spring chamber washer
341A 069	HOSE; PRESSURE PLATE	Spring chamber washer
341A 070		Exhaust hood of spring chamber

341A 070 COVER; EXH,SPR CHAMBER	Exhaust hood of spring chamber
341A 070 COVER; EXH,SPR CHAMBER	Exhaust hood of spring chamber
341A 070 COVER; EXH,SPR CHAMBER	Exhaust hood of spring chamber
341A 070 COVER; EXH,SPR CHAMBER	Exhaust hood of spring chamber
346A 001	Dryer assembly
346A 001 DRYER; AIR	Dryer assembly
346A 005	HEATER ASM; AIR DRYER
346A 005 HEATER ASM; AIR DRYER	HEATER ASM; AIR DRYER
346A 009	Connector
346A 009 CONNECTOR; PIPE,AIR DRYER	Connector
346A 010	Bolt
346A 010 BOLT; AIR DRYER	Bolt
346A 011	Support-dryer
346A 011 BRACKET; AIR DRYER	Support-dryer
346A 014	WASHER
346A 014 WASHER; PL,AIR DRYER	WASHER
346A 016	Nut
346A 016 NUT; BRKT	Nut
346A 023	Connector
346A 023 CONNECTOR; AIR TANK	Connector
346A 054	Connector
346A 054 CONNECTOR	Connector
346A 054 CONNECTOR	Connector
346A 066	PISTON; AIR DRYER
346A 066 PISTON; AIR DRYER	PISTON; AIR DRYER
346A 093	SILENCER; AIR DRYER
346A 093 SILENCER; AIR DRYER	SILENCER; AIR DRYER
346A 096	DRYER KIT; AIR
346A 096 DRYER KIT; AIR	DRYER KIT; AIR
346A 102	CARTRIDGE; AIR DRYER
346A 102 CARTRIDGE; AIR DRYER	CARTRIDGE; AIR DRYER
346A 105	SEAL KIT; AIR DRYER



POWERSTAR

346A 105 SEAL KIT; AIR DRYER	SEAL KIT; AIR DRYER
346A 107	Valve assembly
346A 107 VALVE ASM; PROTECTION,AIR DRYER	Valve assembly
346A 108	FIXING KIT; PROTECTION,AIR DRYER
346A 108 FIXING KIT; PROTECTION,AIR DRYER	FIXING KIT; PROTECTION,AIR DRYER
346A 119	COVER; PURGE VALVE
346A 119 COVER; PURGE VALVE	COVER; PURGE VALVE
346A 120	TAPPET
346A 120 TAPPET	TAPPET
346A 121	HOLDER; SPRING
346A 121 HOLDER; SPRING	HOLDER; SPRING
346A 122	SEAT; SPRING
346A 122 SEAT; SPRING	SEAT; SPRING
346A 123	COVER; GOVERNER
346A 123 COVER; GOVERNER	COVER; GOVERNER
358A 069	Bolt
358A 069 BOLT; CLIP	Bolt
358A 138	Clip
358A 138 CLIP; TUBE	Clip
370A 001	Hose assembly
370A 001 HOSE; FLEX,AIR TANK	Hose assembly
370A 012	Nut
370A 012 NUT; UNION	Nut
370A 018	Spring washer
370A 018 WASHER; LK,UNION	Spring washer
370A 034	Air pipe assembly
370A 034 PIPE; AIR	Air pipe assembly
370A 072	Connector
370A 072 UNION; AIR PIPE	Connector
370A 080	Connector
370A 080 UNION; 3 WAY	Connector
370A 080 UNION; 3 WAY	Connector



370A 098		Bracket
370A 098	BRACKET; AIR PIPE	Bracket
370A 098	BRACKET; AIR PIPE	Bracket
370A 098	BRACKET; AIR PIPE	Bracket
370A 107		Trailer coupler--for air supply circuit (yellow)
370A 107	COUPLING; SERVICE	Trailer coupler--for air supply circuit (yellow)
370A 107	COUPLING; SERVICE	Trailer coupler--for air supply circuit (yellow)
370A 123		Bracket
370A 123	BRACKET; UNION	Bracket
370A 124		Bolt
370A 124	BOLT; BRKT	Bolt
370A 179		Nut
370A 179	NUT; UNION	Nut
370A 180		Spring washer
370A 180	WASHER; LK,UNION	Spring washer
370A 184		Hose assembly
370A 184	HOSE; FLEX,AIR GOV	Hose assembly
370A 189		Bracket
370A 189	BRACKET; FLEX HOSE	Bracket
370A 229		Connector
370A 229	ADAPTER; NYLON TUBE	Connector
370A 229	ADAPTER; NYLON TUBE	Connector
370A 247		Connector
370A 247	UNION; AIR PIPE	Connector
370A 248		Nut
370A 248	NUT; PIPE UNION	Nut
370A 249		Spring washer
370A 249	WASHER; LK,PIPE UNION	Spring washer
370A 255		Connector assembly
370A 255	UNION; NYLON TUBE	Connector assembly
370A 255	UNION; NYLON TUBE	Connector assembly
370A 258		Connector




370A 258	CONNECTOR; NYLON TUBE	Connector
370A 258	CONNECTOR; NYLON TUBE	Connector
370A 264		Hose assembly
370A 264	HOSE; FLEX	Hose assembly
370A 264	HOSE; FLEX	Hose assembly
370A 273		Rubber bushing
370A 273	GROMMET	Rubber bushing
370A 296		Nylon hose
370A 296	TUBE; NYLON	Nylon hose
370A 297		TUBE; NYLON
370A 297	TUBE; NYLON	TUBE; NYLON
370A 297	TUBE; NYLON	TUBE; NYLON
370A 297	TUBE; NYLON	TUBE; NYLON
370A 297	TUBE; NYLON	TUBE; NYLON
370A 297	TUBE; NYLON	TUBE; NYLON
370A 297	TUBE; NYLON	TUBE; NYLON
370A 297	TUBE; NYLON	TUBE; NYLON
370A 297	TUBE; NYLON	TUBE; NYLON
370A 304		Bracket
370A 304	BRACKET; UNION	Bracket
370A 341		Bolt
370A 341	BOLT; BRKT	Bolt
370A 343		Connector assembly
370A 343	UNION; NYLON TUBE	Connector assembly
370A 374		Connector
370A 374	CONNECTOR	Connector
370A 374	CONNECTOR	Connector
370A 374	CONNECTOR	Connector
370A 377		Bolt
370A 377	BOLT; BRKT FIX	Bolt
370A 377	BOLT; BRKT FIX	Bolt
370A 377	BOLT; BRKT FIX	Bolt
370A 421		Nut



370A 421 NUT; BRKT
 370A 434
 370A 434 CLIP
 370A 434 CLIP
 370A 434 CLIP
 370A 434 CLIP
 370A 434 CLIP
 370A 434 CLIP
 370A 435
 370A 435 BOLT; CLIP
 370A 435 BOLT; CLIP
 370A 435 BOLT; CLIP
 370A 435 BOLT; CLIP
 370A 436
 370A 436 NUT; CLIP
 370A 436 NUT; CLIP
 370A 444
 370A 444 BOLT; UNION
 370A 444 BOLT; UNION
 370A 444 BOLT; UNION
 375A 015
 375A 015 CONNECTOR; AIR PIPE
 375A 015 CONNECTOR; AIR PIPE
 375A 028
 375A 028 NIPPLE; AIR PIPE
 375A 028 NIPPLE; AIR PIPE
 375A 029
 375A 029 NUT; NIPPLE
 375A 029 NUT; NIPPLE
 375A 030
 375A 030 WASHER; LK,NIPPLE
 375A 030 WASHER; LK,NIPPLE

Nut
 Clip
 Clip
 Clip
 Clip
 Clip
 Clip
 Bolt
 Bolt
 Bolt
 Bolt
 Bolt
 Nut
 Nut
 Nut
 Bolt
 Bolt
 Bolt
 Bolt
 Connector
 Connector
 Connector
 Connector-air pipe
 Connector-air pipe
 Connector-air pipe
 Nut
 Nut
 Nut
 Spring washer
 Spring washer
 Spring washer



POWERSTAR


375A 031		Bracket
375A 031	BRACKET; NIPPLE	Bracket
375A 031	BRACKET; NIPPLE	Bracket
375A 032		Hose assembly
375A 032	HOSE; FLEX,FRT	Hose assembly
375A 032	HOSE; FLEX,FRT	Hose assembly
375A 035		Gasket
375A 035	GASKET; FLEX HOSE	Gasket
375A 035	GASKET; FLEX HOSE	Gasket
375A 048		Nut
375A 048	NUT; UNION BRKT	Nut
375A 051		Rubber bushing
375A 051	GROMMET; NYLON TUBE	Rubber bushing
375A 051	GROMMET; NYLON TUBE	Rubber bushing
375A 052		Connector
375A 052	CONNECTOR; NYLON TUBE	Connector
375A 052	CONNECTOR; NYLON TUBE	Connector
375A 052	CONNECTOR; NYLON TUBE	Connector
375A 052	CONNECTOR; NYLON TUBE	Connector
375A 052	CONNECTOR; NYLON TUBE	Connector
375A 052	CONNECTOR; NYLON TUBE	Connector
375A 056		Bolt
375A 056	BOLT; UNION BRKT	Bolt
375A 056	BOLT; UNION BRKT	Bolt
375A 075		Bracket
375A 075	BRACKET; UNION	Bracket
375A 093		Bracket
375A 093	BRACKET; UNION,TUBE	Bracket
375A 098		TUBE; NYLON
375A 098	TUBE; NYLON	TUBE; NYLON
375A 098	TUBE; NYLON	TUBE; NYLON
375A 098	TUBE; NYLON	TUBE; NYLON



POWERSTAR


375A 098 TUBE; NYLON
 375A 098 TUBE; NYLON
 375A 098 TUBE; NYLON
 375A 114
 375A 114 UNION; NYLON TUBE
 375A 115
 375A 115 NUT; TUBE UNION
 375A 122
 375A 122 CONNECTOR; FLEX HOSE
 375A 122 CONNECTOR; FLEX HOSE
 375A 144
 375A 144 ADAPTER
 375A 144 ADAPTER
 375A 159
 375A 159 CLIP; NYLON TUBE
 375A 159 CLIP; NYLON TUBE
 375A 159 CLIP; NYLON TUBE
 375A 171
 375A 171 NUT; BRACKET
 375A 175
 375A 175 SENSOR; AIR PRESS
 375A 176
 375A 176 SWITCH; AIR PRESS
 377A 002
 377A 002 UNION; AIR PIPE
 377A 002 UNION; AIR PIPE
 377A 005
 377A 005 PIPE; AIR, UNION TO PARKING VLV
 377A 037
 377A 037 UNION; AIR PIPE
 377A 037 UNION; AIR PIPE
 377A 046

TUBE; NYLON
 TUBE; NYLON
 TUBE; NYLON
 Connector assembly
 Connector assembly
 Nut
 Nut
 Connector
 Connector
 ADAPTER
 ADAPTER
 ADAPTER
 Clip
 Clip
 Clip
 Clip
 Nut
 Nut
 Sensor-air pressure
 Sensor-air pressure
 Switch-air pressure
 Switch-air pressure
 Connector
 Connector
 Connector
 Nylon hose
 Nylon hose
 Connector
 Connector
 Connector
 Connector



POWER STAR

377A 046	NIPPLE; AIR PIPE	Connector
377A 050		Nut
377A 050	NUT; UNION BRKT	Nut
377A 067		Nut
377A 067	NUT; HOSE BRKT	Nut
377A 071		Hose assembly
377A 071	HOSE; FLEX.RWD RR	Hose assembly
377A 071	HOSE; FLEX.RWD RR	Hose assembly
377A 072		Nut
377A 072	NUT; BRKT	Nut
377A 072	NUT; BRKT	Nut
377A 072	NUT; BRKT	Nut
377A 073		Bolt
377A 073	BOLT; CLIP	Bolt
377A 074		Connector
377A 074	ADAPTER; UNION TO NYLON TUBE	Connector
377A 076		Connector
377A 076	ADAPTER; NYLON TUBE	Connector
377A 078		Nut
377A 078	NUT; FLEX HOSE	Nut
377A 079		Bolt
377A 079	BOLT; HOSE BRKT	Bolt
377A 089		Connector
377A 089	CONNECTOR; NYLON TUBE	Connector
377A 098		Nut
377A 098	NUT; PIPE UNION	Nut
377A 098	NUT; PIPE UNION	Nut
377A 127		Nut
377A 127	NUT; UNION	Nut
377A 127	NUT; UNION	Nut
377A 129		Connector
377A 129	CONNECTOR; NYLON TUBE	Connector



POWERSTAR

377A 129 CONNECTOR; NYLON TUBE
377A 133
377A 133 UNION; NIPPLE
377A 134
377A 134 CONNECTOR
377A 134 CONNECTOR
377A 134 CONNECTOR
377A 134 CONNECTOR
377A 143
377A 143 WASHER; LK,UNION
377A 143 WASHER; LK,UNION
377A 160
377A 160 HOSE; FLEX,SPR CHAMBER
377A 163
377A 163 BRACKET; FLEX HOSE
377A 175
377A 175 BOLT; HOSE BRKT
377A 178
377A 178 BRACKET; UNION
377A 178 BRACKET; UNION
377A 178 BRACKET; UNION
377A 178 BRACKET; UNION
377A 184
377A 184 BOLT; TUBE CLIP
377A 192
377A 192 TUBE; NYLON
377A 192 TUBE; NYLON
377A 192 TUBE; NYLON
377A 192 TUBE; NYLON
377A 192 TUBE; NYLON
377A 192 TUBE; NYLON
377A 192 TUBE; NYLON
377A 192 TUBE; NYLON

Connector
Connector
Connector
Connector
Connector
Connector
Connector
Connector

Spring washer

Spring washer

Spring washer

Hose assembly

Hose assembly

Bracket

Bracket

Bolt

Bolt

Bracket

Bracket

Bracket

Bracket

Bracket

Bolt

Bolt

Nylon hose

Nylon hose

Nylon hose

Nylon hose

Nylon hose

Nylon hose

Nylon hose

Nylon hose




POWERSTAR

377A 192	TUBE; NYLON	Nylon hose
377A 192	TUBE; NYLON	Nylon hose
377A 192	TUBE; NYLON	Nylon hose
377A 192	TUBE; NYLON	Nylon hose
377A 192	TUBE; NYLON	Nylon hose
377A 192	TUBE; NYLON	Nylon hose
377A 192	TUBE; NYLON	Nylon hose
377A 192	TUBE; NYLON	Nylon hose
377A 192	TUBE; NYLON	Nylon hose
377A 192	TUBE; NYLON	Nylon hose
377A 192	TUBE; NYLON	Nylon hose
377A 192	TUBE; NYLON	Nylon hose
377A 192	TUBE; NYLON	Nylon hose
377A 218		Plug cover
377A 218	GROMMET; VINYL HOSE	Plug cover
377A 220		Exhaust brake hose
377A 220	HOSE; VINYL,EXH,PARKING BRK VLV	Exhaust brake hose
377A 225		Nut
377A 225	NUT; TUBE CLIP	Nut
377A 225	NUT; TUBE CLIP	Nut
377A 297		Binding tape
377A 297	CLIP; BAND	Binding tape
377A 315		Binding tape
377A 315	CLIP	Binding tape
377A 315	CLIP	Binding tape
377A 471		Insertion strip
377A 471	SEAL; BRKT	Insertion strip
378A 011		Bolt
378A 011	BOLT; CLIP BRKT	Bolt
378A 011	BOLT; CLIP BRKT	Bolt
378A 011	BOLT; CLIP BRKT	Bolt



378A 016
378A 016 BRACKET; PIPE CLIP
378A 016 BRACKET; PIPE CLIP
378A 016 BRACKET; PIPE CLIP
378A 016 BRACKET; PIPE CLIP
378A 016 BRACKET; PIPE CLIP
378A 016 BRACKET; PIPE CLIP
378A 016 BRACKET; PIPE CLIP
378A 020
378A 020 BOLT; CLIP
378A 020 BOLT; CLIP
378A 020 BOLT; CLIP
378A 020 BOLT; CLIP
378A 020 BOLT; CLIP
378A 020 BOLT; CLIP
378A 020 BOLT; CLIP
378A 021
378A 021 NUT; CLIP
378A 021 NUT; CLIP
378A 022
378A 022 BRACKET; CLIP
378A 022 BRACKET; CLIP
378A 022 BRACKET; CLIP
378A 022 BRACKET; CLIP
378A 022 BRACKET; CLIP
378A 022 BRACKET; CLIP
378A 022 BRACKET; CLIP
378A 024
378A 024 CLIP; PIPE
378A 024 CLIP; PIPE
378A 024 CLIP; PIPE
378A 027
378A 027 CLIP; FLEX HOSE
378A 034

Bracket
Bracket
Bracket
Bracket
Bracket
Bracket
Bracket
Bracket
Bracket
Bolt
Bolt
Bolt
Bolt
Bolt
Bolt
Bolt
Nut
Nut
Nut
Bracket
Bracket
Bracket
Bracket
Bracket
Bracket
Bracket
Bracket
Clip
Clip
Clip
Clip
Clip
Clip
Nut



POWERSTAR

378A 034 NUT; BRKT
 378A 034 NUT; BRKT
 378A 060
 378A 060 BOLT; CLIP FIX
 378A 061
 378A 061 NUT; CLIP FIX
 378A 067
 378A 067 BRACKET; CLIP
 378A 074
 378A 074 CLIP; NYLON TUBE
 378A 075
 378A 075 BOLT; CLIP
 378A 101
 378A 101 NUT; CLIP BRKT
 378A 101 NUT; CLIP BRKT
 378A 106
 378A 106 BRACKET; TUBE CLIP
 378A 106 BRACKET; TUBE CLIP
 378A 106 BRACKET; TUBE CLIP
 378A 106 BRACKET; TUBE CLIP
 378A 106 BRACKET; TUBE CLIP
 378A 108
 378A 108 BOLT; TUBE CLIP
 378A 109
 378A 109 NUT; TUBE CLIP
 378A 126
 378A 126 BOLT; CLIP BRKT
 378A 126 BOLT; CLIP BRKT
 378A 126 BOLT; CLIP BRKT
 378A 126 BOLT; CLIP BRKT
 378A 127
 378A 127 NUT; CLIP BRKT


Nut
 Nut
 Bolt
 Bolt
 Nut
 Nut
 Bracket
 Bracket
 Binding tape
 Binding tape
 Bolt
 Bolt
 Nut
 Nut
 Nut
 Bracket
 Bracket
 Bracket
 Bracket
 Bracket
 Bracket
 Bolt
 Bolt
 Nut
 Nut
 Bolt
 Bolt
 Bolt
 Bolt
 Bolt
 Nut
 Nut



POWERSTAR

378A 127 NUT; CLIP BRKT
378A 128
378A 128 CLIP; NYLON TUBE
378A 128 CLIP; NYLON TUBE
378A 128 CLIP; NYLON TUBE
378A 128 CLIP; NYLON TUBE
378A 133
378A 133 BOLT; BRKT
378A 133 BOLT; BRKT
378A 133 BOLT; BRKT
378A 133 BOLT; BRKT
378A 133 BOLT; BRKT
378A 133 BOLT; BRKT
378A 133 BOLT; BRKT
378A 269
378A 269 CLIP; BAND,NYLON TUBE
378A 269 CLIP; BAND,NYLON TUBE
378A 269 CLIP; BAND,NYLON TUBE
378A 269 CLIP; BAND,NYLON TUBE
378A 269 CLIP; BAND,NYLON TUBE
378A 269 CLIP; BAND,NYLON TUBE
378A 269 CLIP; BAND,NYLON TUBE
378A 269 CLIP; BAND,NYLON TUBE
378A 269 CLIP; BAND,NYLON TUBE
378A 279
378A 279 NUT; BRKT
378A 279 NUT; BRKT
378A 297
378A 297 NUT; BRKT
378A 297 NUT; BRKT
378A 299
378A 299 NUT; CLIP

Nut
Binding tape
Binding tape
Binding tape
Binding tape
Binding tape
Bolt
Bolt
Bolt
Bolt
Bolt
Bolt
Bolt
Clip
Clip
Clip
Clip
Clip
Clip
Clip
Clip
Clip
Nut
Nut
Nut
Nut
Nut
Nut
Nut
Nut



POWERSTAR


378A 317
 378A 317 NUT; CLIP
 378A 321
 378A 321 BRACKET; CLIP
 378A 321 BRACKET; CLIP
 378A 331
 378A 331 CLIP; NYLON TUBE
 378A 338
 378A 338 BOLT; PIPE CLIP
 378A 372
 378A 372 BOLT; CLIP BRKT
 378A 372 BOLT; CLIP BRKT
 380A 013
 380A 013 HOSE; FLEX,TRAILER SERVICE
 380A 013 HOSE; FLEX,TRAILER SERVICE
 380A 016
 380A 016 UNION; AIR PIPE
 380A 016 UNION; AIR PIPE
 380A 017
 380A 017 WASHER; LK,UNION
 380A 017 WASHER; LK,UNION
 380A 018
 380A 018 NUT; UNION
 380A 018 NUT; UNION
 380A 075
 380A 075 HOSE; FLEX,TRAILER EMERGENCY
 380A 075 HOSE; FLEX,TRAILER EMERGENCY
 380A 091
 380A 091 TUBE; NYLON
 380A 091 TUBE; NYLON
 380A 091 TUBE; NYLON
 380A 091 TUBE; NYLON

Nut
 Nut
 Bracket
 Bracket
 Bracket
 Clip
 Clip
 Bolt
 Bolt
 Bolt
 Bolt
 Bolt
 Nylon hose assembly
 Nylon hose assembly
 Nylon hose assembly
 Connector
 Connector
 Connector
 Spring washer
 Spring washer
 Spring washer
 Nut
 Nut
 Nut
 Nylon hose assembly
 Nylon hose assembly
 Nylon hose assembly
 TUBE; NYLON
 TUBE; NYLON
 TUBE; NYLON
 TUBE; NYLON
 TUBE; NYLON



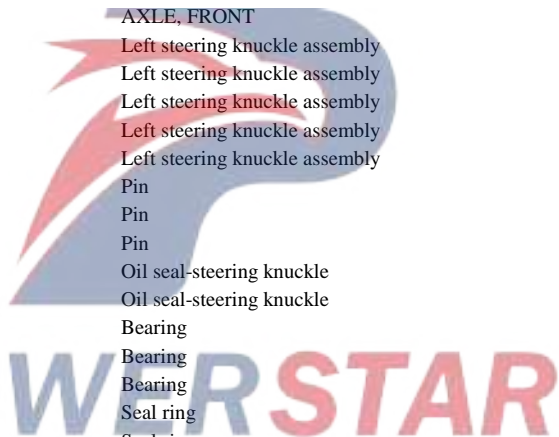
380A 091 TUBE; NYLON
 380A 091 TUBE; NYLON
 380A 091 TUBE; NYLON
 380A 091 TUBE; NYLON
 380A 148
 380A 148 ADAPTER; NYLON TUBE
 380A 148 ADAPTER; NYLON TUBE
 380A 157
 380A 157 ADAPTER
 380A 157 ADAPTER
 383A 001
 383A 001 BRACKET; CLIP
 383A 001 BRACKET; CLIP
 383A 001 BRACKET; CLIP
 383A 005
 383A 005 BOLT; BRKT
 383A 005 BOLT; BRKT
 383A 006
 383A 006 NUT; BRKT
 383A 006 NUT; BRKT
 383A 007
 383A 007 CLIP; NYLON TUBE
 383A 007 CLIP; NYLON TUBE
 383A 007 CLIP; NYLON TUBE
 401A 001
 401A 001 SHAFT; PROP
 401A 001 SHAFT; PROP
 401A 001 SHAFT; PROP
 401A 001 SHAFT; PROP
 401A 056
 401A 056 NUT; YOKE
 401A 057

TUBE; NYLON
 TUBE; NYLON
 TUBE; NYLON
 TUBE; NYLON
 Connector
 Connector
 Connector
 Connector
 Connector
 Bracket
 Bracket
 Bracket
 Bracket
 Bolt
 Bolt
 Bolt
 Bolt
 Nut
 Nut
 Nut
 Binding tape
 Binding tape
 Binding tape
 Binding tape
 Drive shaft assembly
 Drive shaft assembly
 Drive shaft assembly
 Drive shaft assembly
 Drive shaft assembly
 Nut
 Nut
 Spring washer



POWERSTAR

401A 057	WASHER; LK, YOKE	Spring washer
401A 071		Nut
401A 071	NUT; YOKE	Nut
401A 095		Bolt
401A 095	BOLT; YOKE, FINAL	Bolt
401A 096		Bolt
401A 096	BOLT; PROP SHAFT	Bolt
410A 001		AXLE, FRONT
410A 001	AXLE; FRT	AXLE, FRONT
410A 002		Left steering knuckle assembly
410A 002	KNUCKLE; FRT AXLE	Left steering knuckle assembly
410A 002	KNUCKLE; FRT AXLE	Left steering knuckle assembly
410A 002	KNUCKLE; FRT AXLE	Left steering knuckle assembly
410A 002	KNUCKLE; FRT AXLE	Left steering knuckle assembly
410A 005		Pin
410A 005	PIN; KNUCKLE TO DRUM COVER	Pin
410A 005	PIN; KNUCKLE TO DRUM COVER	Pin
410A 006		Oil seal-steering knuckle
410A 006	SEAL; KING PIN	Oil seal-steering knuckle
410A 008		Bearing
410A 008	BEARING; NEEDLE, KING PIN	Bearing
410A 008	BEARING; NEEDLE, KING PIN	Bearing
410A 011		Seal ring
410A 011	RING; SNAP, KNUCKLE PLUG	Seal ring
410A 017		Bolt
410A 017	BOLT; STOPPER KNUCKLE	Bolt
410A 017	BOLT; STOPPER KNUCKLE	Bolt
410A 018		Nut
410A 018	NUT; STOPPER BOLT, KNUCKLE	Nut
410A 018	NUT; STOPPER BOLT, KNUCKLE	Nut
410A 021		Grease nozzle
410A 021	NIPPLE; GREASE, KING PIN	Grease nozzle



410A 025
410A 025 BEARING; THRUST,KING PIN
410A 030
410A 030 WASHER; THRUST,KING PIN
410A 030 WASHER; THRUST,KING PIN
410A 030 WASHER; THRUST,KING PIN
410A 030 WASHER; THRUST,KING PIN
410A 030 WASHER; THRUST,KING PIN
410A 030 WASHER; THRUST,KING PIN
410A 030 WASHER; THRUST,KING PIN
410A 030 WASHER; THRUST,KING PIN
410A 030 WASHER; THRUST,KING PIN
410A 030 WASHER; THRUST,KING PIN
410A 030 WASHER; THRUST,KING PIN
410A 030 WASHER; THRUST,KING PIN
410A 030 WASHER; THRUST,KING PIN
410A 032
410A 032 BOLT; KEY,KING PIN
410A 033
410A 033 NUT; KEY BOLT
410A 034
410A 034 WASHER; LK,KEY BOLT
410A 036
410A 036 ARM; KNUCKLE
410A 037
410A 037 BOLT; KNUCKLE ARM
410A 037 BOLT; KNUCKLE ARM
410A 040
410A 040 NUT; KNUCKLE ARM
410A 044

Bearing
Bearing
WASHER
WASHER
WASHER
WASHER
WASHER
WASHER
WASHER
WASHER
WASHER
WASHER
WASHER
WASHER
WASHER
WASHER
WASHER
WASHER
WASHER
Wedge bolt-kingpin
Wedge bolt-kingpin
Nut
Nut
Spring washer
Spring washer
Steering knuckle arm
Steering knuckle arm
Bolt
Bolt
Bolt
Nut
Nut
Cover plate--steering knuckle, lower

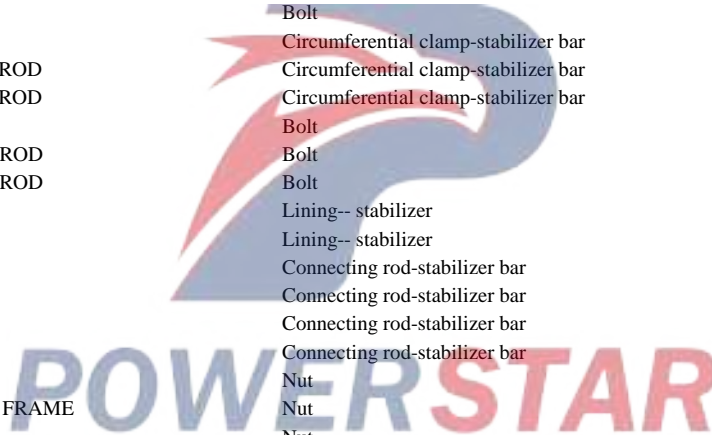


POWER STAR

410A 044	COVER; KING PIN	Cover plate--steering knuckle, lower
410A 044	COVER; KING PIN	Cover plate--steering knuckle, lower
410A 048		Bolt
410A 048	BOLT; COVER	Bolt
410A 058		Right trapezoid arm
410A 058	ARM; TIE ROD	Right trapezoid arm
410A 058	ARM; TIE ROD	Right trapezoid arm
410A 059		Nut
410A 059	NUT; TIE ROD ARM	Nut
410A 060		Bolt
410A 060	BOLT; TIE ROD ARM	Bolt
410A 061		Ball head assembly
410A 061	ROD END; TIE ROD	Ball head assembly
410A 061	ROD END; TIE ROD	Ball head assembly
410A 066		Nut-ball pin
410A 066	NUT; TIE ROD END	Nut-ball pin
410A 068		Separate part, deletable
410A 068	BOLT; TIE ROD END	Separate part, deletable
410A 068	BOLT; TIE ROD END	Separate part, deletable
410A 073		Tie rod-end grease nozzle
410A 073	NIPPLE; GREASE,TIE ROD END	Tie rod-end grease nozzle
410A 073	NIPPLE; GREASE,TIE ROD END	Tie rod-end grease nozzle
410A 074		Separate part, deletable
410A 074	NUT; TIE ROD END	Separate part, deletable
410A 074	NUT; TIE ROD END	Separate part, deletable
410A 080		Split pin
410A 080	PIN; SPLIT,ROD END	Split pin
410A 081		Tie rod
410A 081	ROD; TIE	Tie rod
410A 082		Stabilizer bar assembly
410A 082	BAR; STAB,FRT SUSP	Stabilizer bar assembly
410A 082	BAR; STAB,FRT SUSP	Stabilizer bar assembly



410A 087		Support-stabilizer bar
410A 087	BRACKET; STABILIZER	Support-stabilizer bar
410A 087	BRACKET; STABILIZER	Support-stabilizer bar
410A 091		Lining-- stabilizer
410A 091	BUSHING; RUBBER,STAB BAR	Lining-- stabilizer
410A 103		Nut
410A 103	NUT; BRKT FIX	Nut
410A 105		Bolt
410A 105	BOLT; BRKT FIX	Bolt
410A 110		Circumferential clamp-stabilizer bar
410A 110	CLAMP; STAB TO ROD	Circumferential clamp-stabilizer bar
410A 110	CLAMP; STAB TO ROD	Circumferential clamp-stabilizer bar
410A 111		Bolt
410A 111	BOLT; CLAMP TO ROD	Bolt
410A 111	BOLT; CLAMP TO ROD	Bolt
410A 112		Lining-- stabilizer
410A 112	BUSHING; ROD	Lining-- stabilizer
410A 114		Connecting rod-stabilizer bar
410A 114	ROD; STAB BAR	Connecting rod-stabilizer bar
410A 114	ROD; STAB BAR	Connecting rod-stabilizer bar
410A 114	ROD; STAB BAR	Connecting rod-stabilizer bar
410A 116		Nut
410A 116	NUT; LK,STAB TO FRAME	Nut
410A 127		Nut
410A 127	NUT; CLAMP	Nut
410A 128		Spring washer
410A 128	WASHER; LK,CLAMP	Spring washer
410A 234		WASHER
410A 234	WASHER; STAB	WASHER
410A 237		Support-stabilizer bar
410A 237	SUPPORT; STAB BAR	Support-stabilizer bar
410A 267		Clip



410A 267 CLIP; HARNESS	Clip
410A 272	Nut
410A 272 NUT; CLIP	Nut
410A 274	Bolt
410A 274 BOLT; CLIP	Bolt
410A 275	Tie rod-end dustproof sleeve
410A 275 BOOT; ROD END,TIE	Tie rod-end dustproof sleeve
410A 275 BOOT; ROD END,TIE	Tie rod-end dustproof sleeve
410A 295	Stud
410A 295 STUD; COVER,KING PIN	Stud
410A 296	Pin-stabilizer bar
410A 296 PIN; STAB	Pin-stabilizer bar
410A 303	Nut
410A 303 NUT; PIN	Nut
410A 304	WASHER
410A 304 WASHER; PL	WASHER
410A 304 WASHER; PL	WASHER
410A 304 WASHER; PL	WASHER
410A 305	Cover plate--steering knuckle, lower
410A 305 COVER; KNUCKLE	Cover plate--steering knuckle, lower
411A 001	Cap--wheel hub
411A 001 CAP; HUB,FRT AXLE	Cap--wheel hub
411A 003	Bolt
411A 003 BOLT; HUB CAP,FRT WHEEL	Bolt
411A 004	Gasket--wheel hub
411A 004 GASKET; HUB CAP,FRT WHEEL	Gasket--wheel hub
411A 005	Bolt
411A 005 BOLT; LK WASHER	Bolt
411A 006	Lock washer
411A 006 WASHER; LK,FRT HUB	Lock washer
411A 010	Nut-bearing
411A 010 NUT; FRT HUB BRG	Nut-bearing



POWER STAR

411A 012		WASHER
411A 012	WASHER; LK,FRT HUB BRG	WASHER
411A 013		Bearing
411A 013	BEARING; HUB OUTER,FRT AXLE	Bearing
411A 015		Pin—front wheel bolt
411A 015	PIN; WHEEL,FRT AXLE	Pin—front wheel bolt
411A 015	PIN; WHEEL,FRT AXLE	Pin—front wheel bolt
411A 017		Wheel hub
411A 017	HUB; FRT AXLE	Wheel hub
411A 017	HUB; FRT AXLE	Wheel hub
411A 019		Bearing
411A 019	BEARING; HUB INNER,FRT AXLE	Bearing
411A 020		Hub hood
411A 020	COVER; HUB BRG INNER	Hub hood
411A 021		Ring--wheel hub
411A 021	RING; SNAP,HUB	Ring--wheel hub
411A 023		Front brake drum
411A 023	DRUM; BRK,FRT	Front brake drum
411A 023	DRUM; BRK,FRT	Front brake drum
411A 027		Nut-front wheel
411A 027	NUT; WHEEL PIN,FRT AXLE	Nut-front wheel
411A 027	NUT; WHEEL PIN,FRT AXLE	Nut-front wheel
411A 028		Oil seal assembly-front wheel hub
411A 028	SEAL; OIL,FRT HUB	Oil seal assembly-front wheel hub
411A 030		Front gear ring-ABS
411A 030	RING; EXCITER,FRT HUB	Front gear ring-ABS
411A 031		COVER; DUST,FRT BRAKE
411A 031	COVER; DUST,FRT BRAKE	COVER; DUST,FRT BRAKE
411A 031	COVER; DUST,FRT BRAKE	COVER; DUST,FRT BRAKE
411A 031	COVER; DUST,FRT BRAKE	COVER; DUST,FRT BRAKE
411A 031	COVER; DUST,FRT BRAKE	COVER; DUST,FRT BRAKE
411A 031	COVER; DUST,FRT BRAKE	COVER; DUST,FRT BRAKE
411A 033		Spring washer

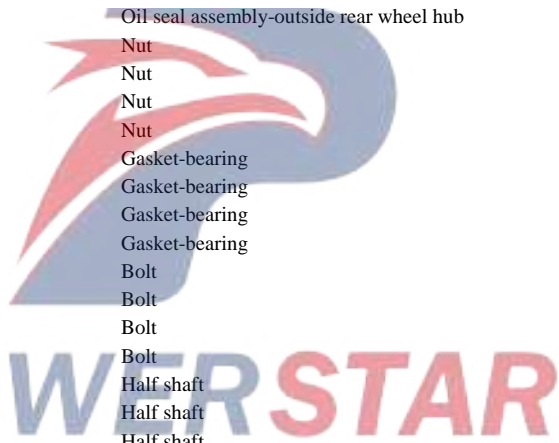


411A 033	WASHER; LK,DRUM COVER	Spring washer
411A 034		Cover plate
411A 034	COVER; CHECK HOLE,DRUM COVER	Cover plate
411A 035		Bolt
411A 035	BOLT; DRUM COVER	Bolt
411A 035	BOLT; DRUM COVER	Bolt
411A 035	BOLT; DRUM COVER	Bolt
411A 053		Nut
411A 053	NUT; DRUM COVER	Nut
420A 001		Brake drum
420A 001	DRUM; BRK,RR	Brake drum
420A 001	DRUM; BRK,RR	Brake drum
420A 001	DRUM; BRK,RR	Brake drum
420A 001	DRUM; BRK,RR	Brake drum
420A 001	DRUM; BRK,RR	Brake drum
420A 001	DRUM; BRK,RR	Brake drum
420A 001	DRUM; BRK,RR	Brake drum
420A 008		Rear wheel hub
420A 008	HUB; RR AXLE	Rear wheel hub
420A 008	HUB; RR AXLE	Rear wheel hub
420A 008	HUB; RR AXLE	Rear wheel hub
420A 008	HUB; RR AXLE	Rear wheel hub
420A 008	HUB; RR AXLE	Rear wheel hub
420A 008	HUB; RR AXLE	Rear wheel hub
420A 008	HUB; RR AXLE	Rear wheel hub
420A 009		Pin—right rear wheel bolt
420A 009	PIN; WHEEL,RR AXLE	Pin—right rear wheel bolt
420A 009	PIN; WHEEL,RR AXLE	Pin—right rear wheel bolt
420A 009	PIN; WHEEL,RR AXLE	Pin—right rear wheel bolt
420A 009	PIN; WHEEL,RR AXLE	Pin—right rear wheel bolt
420A 009	PIN; WHEEL,RR AXLE	Pin—right rear wheel bolt
420A 009	PIN; WHEEL,RR AXLE	Pin—right rear wheel bolt
420A 015		Bearing
420A 015	BEARING; HUB OUTER,RR AXLE	Bearing



POWER STAR

420A 015	BEARING; HUB OUTER,RR AXLE	Bearing
420A 015	BEARING; HUB OUTER,RR AXLE	Bearing
420A 015	BEARING; HUB OUTER,RR AXLE	Bearing
420A 015	BEARING; HUB OUTER,RR AXLE	Bearing
420A 015	BEARING; HUB OUTER,RR AXLE	Bearing
420A 016		Oil seal assembly-outside rear wheel hub
420A 016	SEAL; OIL,RR HUB,OUTER	Oil seal assembly-outside rear wheel hub
420A 016	SEAL; OIL,RR HUB,OUTER	Oil seal assembly-outside rear wheel hub
420A 016	SEAL; OIL,RR HUB,OUTER	Oil seal assembly-outside rear wheel hub
420A 020		Nut
420A 020	NUT; BRG,RR HUB	Nut
420A 020	NUT; BRG,RR HUB	Nut
420A 020	NUT; BRG,RR HUB	Nut
420A 021		Gasket-bearing
420A 021	WASHER; LK,BRG NUT	Gasket-bearing
420A 021	WASHER; LK,BRG NUT	Gasket-bearing
420A 021	WASHER; LK,BRG NUT	Gasket-bearing
420A 024		Bolt
420A 024	BOLT; LK WASHER	Bolt
420A 024	BOLT; LK WASHER	Bolt
420A 024	BOLT; LK WASHER	Bolt
420A 025		Half shaft
420A 025	SHAFT; AXLE,RR	Half shaft
420A 025	SHAFT; AXLE,RR	Half shaft
420A 025	SHAFT; AXLE,RR	Half shaft
420A 025	SHAFT; AXLE,RR	Half shaft
420A 025	SHAFT; AXLE,RR	Half shaft
420A 025	SHAFT; AXLE,RR	Half shaft
420A 030		Bolt
420A 030	BOLT; HUB TO AXLE SHAFT	Bolt
420A 030	BOLT; HUB TO AXLE SHAFT	Bolt
420A 030	BOLT; HUB TO AXLE SHAFT	Bolt

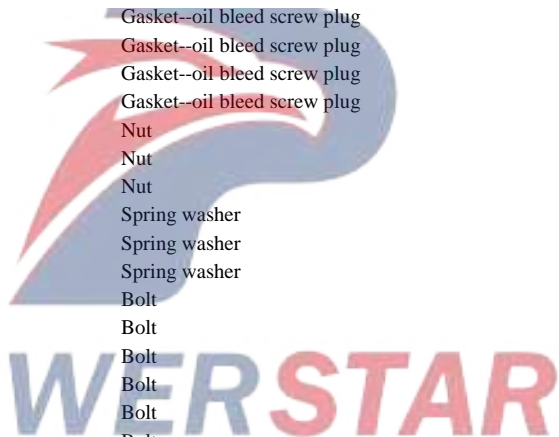


420A 033		WASHER
420A 033	WASHER; AXLE SHAFT	WASHER
420A 033	WASHER; AXLE SHAFT	WASHER
420A 033	WASHER; AXLE SHAFT	WASHER
420A 037		Bearing
420A 037	BEARING; HUB INNER,RR AXLE	Bearing
420A 037	BEARING; HUB INNER,RR AXLE	Bearing
420A 037	BEARING; HUB INNER,RR AXLE	Bearing
420A 037	BEARING; HUB INNER,RR AXLE	Bearing
420A 037	BEARING; HUB INNER,RR AXLE	Bearing
420A 037	BEARING; HUB INNER,RR AXLE	Bearing
420A 038		Oil seal assembly-in rear wheel hub
420A 038	SEAL; OIL,RR HUB,INNER	Oil seal assembly-in rear wheel hub
420A 038	SEAL; OIL,RR HUB,INNER	Oil seal assembly-in rear wheel hub
420A 038	SEAL; OIL,RR HUB,INNER	Oil seal assembly-in rear wheel hub
420A 038	SEAL; OIL,RR HUB,INNER	Oil seal assembly-in rear wheel hub
420A 038	SEAL; OIL,RR HUB,INNER	Oil seal assembly-in rear wheel hub
420A 038	SEAL; OIL,RR HUB,INNER	Oil seal assembly-in rear wheel hub
420A 043		Snap ring
420A 043	RING; SNAP,HUB SEAL,RR AXLE	Snap ring
420A 043	RING; SNAP,HUB SEAL,RR AXLE	Snap ring
420A 043	RING; SNAP,HUB SEAL,RR AXLE	Snap ring
420A 049		Axle housing assembly-middle axle
420A 049	CASE; RR AXLE	Axle housing assembly-middle axle
420A 049	CASE; RR AXLE	Axle housing assembly-middle axle
420A 049	CASE; RR AXLE	Axle housing assembly-middle axle
420A 058		Clogging
420A 058	PLUG; DRAIN,AXLE CASE	Clogging
420A 058	PLUG; DRAIN,AXLE CASE	Clogging
420A 058	PLUG; DRAIN,AXLE CASE	Clogging
420A 059		Gasket--oil bleed screw plug
420A 059	GASKET; DRAIN PLUG	Gasket--oil bleed screw plug



420A 059 GASKET; DRAIN PLUG
420A 059 GASKET; DRAIN PLUG
420A 060
420A 060 BREATHER; RR AXLE CASE
420A 063
420A 063 PLUG; OIL FILLER,AXLE CASE
420A 063 PLUG; OIL FILLER,AXLE CASE
420A 063 PLUG; OIL FILLER,AXLE CASE
420A 064
420A 064 GASKET; OIL FILLER,AXLE CASE
420A 064 GASKET; OIL FILLER,AXLE CASE
420A 064 GASKET; OIL FILLER,AXLE CASE
420A 065
420A 065 NUT
420A 065 NUT
420A 066
420A 066 WASHER; LK
420A 066 WASHER; LK
420A 067
420A 067 BOLT; FINAL DRIVE SETTING
420A 067 BOLT; FINAL DRIVE SETTING
420A 067 BOLT; FINAL DRIVE SETTING
420A 067 BOLT; FINAL DRIVE SETTING
420A 067 BOLT; FINAL DRIVE SETTING
420A 067 BOLT; FINAL DRIVE SETTING
420A 067 BOLT; FINAL DRIVE SETTING
420A 067 BOLT; FINAL DRIVE SETTING
420A 067 BOLT; FINAL DRIVE SETTING
420A 067 BOLT; FINAL DRIVE SETTING
420A 067 BOLT; FINAL DRIVE SETTING
420A 067 BOLT; FINAL DRIVE SETTING
420A 071
420A 071 WASHER; LK,FINAL DRIVE SETTING
420A 071 WASHER; LK,FINAL DRIVE SETTING

Gasket--oil bleed screw plug
Gasket--oil bleed screw plug
Vent plug
Vent plug
Refueling screw plug
Refueling screw plug
Refueling screw plug
Refueling screw plug
Gasket--oil bleed screw plug
Gasket--oil bleed screw plug
Gasket--oil bleed screw plug
Gasket--oil bleed screw plug
Nut
Nut
Nut
Spring washer
Spring washer
Spring washer
Bolt
Bolt
Bolt
Bolt
Bolt
Bolt
Bolt
Bolt
Bolt
Bolt
Bolt
Bolt
Bolt
Bolt
Bolt
Bolt
Bolt
Bolt
Bolt
Bolt
Bolt
Spring washer
Spring washer
Spring washer



420A 071	WASHER; LK,FINAL DRIVE SETTING	Spring washer
420A 071	WASHER; LK,FINAL DRIVE SETTING	Spring washer
420A 071	WASHER; LK,FINAL DRIVE SETTING	Spring washer
420A 072		Bolt
420A 072	BOLT; PAD FIX	Bolt
420A 072	BOLT; PAD FIX	Bolt
420A 073		Reinforcing ring
420A 073	PAD; RR SPR CONTACT	Reinforcing ring
420A 073	PAD; RR SPR CONTACT	Reinforcing ring
420A 074		Bolt-brake assembly
420A 074	BOLT; RR BRK ASM SETTING	Bolt-brake assembly
420A 074	BOLT; RR BRK ASM SETTING	Bolt-brake assembly
420A 074	BOLT; RR BRK ASM SETTING	Bolt-brake assembly
420A 075		WASHER
420A 075	WASHER; LK,RR BRK ASM SETTING	WASHER
420A 075	WASHER; LK,RR BRK ASM SETTING	WASHER
420A 075	WASHER; LK,RR BRK ASM SETTING	WASHER
420A 076		Nut
420A 076	NUT; RR BRK ASM SETTING	Nut
420A 076	NUT; RR BRK ASM SETTING	Nut
420A 076	NUT; RR BRK ASM SETTING	Nut
420A 143		Gear ring
420A 143	RING; EXCITER	Gear ring
420A 143	RING; EXCITER	Gear ring
420A 143	RING; EXCITER	Gear ring
420A 143	RING; EXCITER	Gear ring
425A 001		Reducer assembly
425A 001	DRIVE ASM; FINAL,RR	Reducer assembly
425A 001	DRIVE ASM; FINAL,RR	Reducer assembly
425A 001	DRIVE ASM; FINAL,RR	Reducer assembly
425A 001	DRIVE ASM; FINAL,RR	Reducer assembly
425A 003		Nut



425A 021	GEAR; SIDE,DIFF	Axle shaft gear
425A 021	GEAR; SIDE,DIFF	Axle shaft gear
425A 021	GEAR; SIDE,DIFF	Axle shaft gear
425A 021	GEAR; SIDE,DIFF	Axle shaft gear
425A 021	GEAR; SIDE,DIFF	Axle shaft gear
425A 021	GEAR; SIDE,DIFF	Axle shaft gear
425A 021	GEAR; SIDE,DIFF	Axle shaft gear
425A 021	GEAR; SIDE,DIFF	Axle shaft gear
425A 021	GEAR; SIDE,DIFF	Axle shaft gear
425A 021	GEAR; SIDE,DIFF	Axle shaft gear
425A 021	GEAR; SIDE,DIFF	Axle shaft gear
425A 021	GEAR; SIDE,DIFF	Axle shaft gear
425A 021	GEAR; SIDE,DIFF	Axle shaft gear
425A 022		Cross shaft
425A 022	SPIDER; DIFF PINION	Cross shaft
425A 022	SPIDER; DIFF PINION	Cross shaft
425A 022	SPIDER; DIFF PINION	Cross shaft
425A 022	SPIDER; DIFF PINION	Cross shaft
425A 022	SPIDER; DIFF PINION	Cross shaft
425A 022	SPIDER; DIFF PINION	Cross shaft
425A 022	SPIDER; DIFF PINION	Cross shaft
425A 022	SPIDER; DIFF PINION	Cross shaft
425A 024		Planet gear
425A 024	GEAR; PINION,DIFF	Planet gear
425A 024	GEAR; PINION,DIFF	Planet gear
425A 024	GEAR; PINION,DIFF	Planet gear
425A 024	GEAR; PINION,DIFF	Planet gear
425A 024	GEAR; PINION,DIFF	Planet gear
425A 024	GEAR; PINION,DIFF	Planet gear
425A 024	GEAR; PINION,DIFF	Planet gear
425A 024	GEAR; PINION,DIFF	Planet gear
425A 025		WASHER
425A 025	WASHER; THRUST,PINION	WASHER
425A 025	WASHER; THRUST,PINION	WASHER
425A 025	WASHER; THRUST,PINION	WASHER



425A 025 WASHER; THRUST,PINION
425A 025 WASHER; THRUST,PINION
425A 025 WASHER; THRUST,PINION
425A 025 WASHER; THRUST,PINION
425A 027
425A 027 BOLT; BRG RET
425A 027 BOLT; BRG RET
425A 029
425A 029 SHIM; BRG RET
425A 029 SHIM; BRG RET
425A 029 SHIM; BRG RET
425A 029 SHIM; BRG RET
425A 029 SHIM; BRG RET
425A 029 SHIM; BRG RET
425A 029 SHIM; BRG RET
425A 029 SHIM; BRG RET
425A 031
425A 031 GEAR; DRIVEN,HELICAL
425A 031 GEAR; DRIVEN,HELICAL
425A 031 GEAR; DRIVEN,HELICAL
425A 031 GEAR; DRIVEN,HELICAL
425A 032
425A 032 SLEEVE; CLU,DIFF LK
425A 032 SLEEVE; CLU,DIFF LK
425A 033
425A 033 CASE; POWER DIVIDER
425A 033 CASE; POWER DIVIDER
425A 034
425A 034 BOLT; CASE TO CARRIER
425A 034 BOLT; CASE TO CARRIER
425A 035
425A 035 WASHER; CASE TO CARRIER

WASHER
WASHER
WASHER
WASHER
Bolt
Bolt
Bolt
Gasket
Gasket
Gasket
Gasket
Gasket
Gasket
Gasket
Gasket
Gasket
Input gear-middle axle
Input gear-middle axle
Input gear-middle axle
Input gear-middle axle
Input gear-middle axle
Mesh sleeve
Mesh sleeve
Mesh sleeve
Rear cover-main reducer
Rear cover-main reducer
Rear cover-main reducer
Bolt
Bolt
Bolt
Spring washer
Spring washer



425A 035	WASHER; CASE TO CARRIER	Spring washer
425A 036		Bolt
425A 036	PIN; STRAIGHT	Bolt
425A 036	PIN; STRAIGHT	Bolt
425A 037		Nut
425A 037	NUT; DRIVING PINION	Nut
425A 037	NUT; DRIVING PINION	Nut
425A 037	NUT; DRIVING PINION	Nut
425A 037	NUT; DRIVING PINION	Nut
425A 037	NUT; DRIVING PINION	Nut
425A 039		Inside bearing
425A 039	BEARING; FINAL PINION	Inside bearing
425A 039	BEARING; FINAL PINION	Inside bearing
425A 039	BEARING; FINAL PINION	Inside bearing
425A 039	BEARING; FINAL PINION	Inside bearing
425A 039	BEARING; FINAL PINION	Inside bearing
425A 039	BEARING; FINAL PINION	Inside bearing
425A 039	BEARING; FINAL PINION	Inside bearing
425A 039	BEARING; FINAL PINION	Inside bearing
425A 039	BEARING; FINAL PINION	Inside bearing
425A 039	BEARING; FINAL PINION	Inside bearing
425A 040		Gasket
425A 040	SHIM; FINAL PINION	Gasket
425A 040	SHIM; FINAL PINION	Gasket
425A 040	SHIM; FINAL PINION	Gasket
425A 040	SHIM; FINAL PINION	Gasket
425A 040	SHIM; FINAL PINION	Gasket
425A 040	SHIM; FINAL PINION	Gasket
425A 040	SHIM; FINAL PINION	Gasket
425A 040	SHIM; FINAL PINION	Gasket
425A 040	SHIM; FINAL PINION	Gasket



POWER STAR

425A 040 SHIM; FINAL PINION	Gasket
425A 040 SHIM; FINAL PINION	Gasket
425A 040 SHIM; FINAL PINION	Gasket
425A 040 SHIM; FINAL PINION	Gasket
425A 040 SHIM; FINAL PINION	Gasket
425A 040 SHIM; FINAL PINION	Gasket
425A 040 SHIM; FINAL PINION	Gasket
425A 040 SHIM; FINAL PINION	Gasket
425A 040 SHIM; FINAL PINION	Gasket
425A 040 SHIM; FINAL PINION	Gasket
425A 040 SHIM; FINAL PINION	Gasket
425A 040 SHIM; FINAL PINION	Gasket
425A 040 SHIM; FINAL PINION	Gasket
425A 040 SHIM; FINAL PINION	Gasket
425A 041	Gasket
425A 041 SPACER; FINAL DRIVE PINION BRG	Gasket
425A 041 SPACER; FINAL DRIVE PINION BRG	Gasket
425A 041 SPACER; FINAL DRIVE PINION BRG	Gasket
425A 041 SPACER; FINAL DRIVE PINION BRG	Gasket
425A 041 SPACER; FINAL DRIVE PINION BRG	Gasket
425A 041 SPACER; FINAL DRIVE PINION BRG	Gasket
425A 041 SPACER; FINAL DRIVE PINION BRG	Gasket
425A 041 SPACER; FINAL DRIVE PINION BRG	Gasket
425A 041 SPACER; FINAL DRIVE PINION BRG	Gasket
425A 041 SPACER; FINAL DRIVE PINION BRG	Gasket
425A 041 SPACER; FINAL DRIVE PINION BRG	Gasket
425A 041 SPACER; FINAL DRIVE PINION BRG	Gasket
425A 041 SPACER; FINAL DRIVE PINION BRG	Gasket
425A 041 SPACER; FINAL DRIVE PINION BRG	Gasket
425A 041 SPACER; FINAL DRIVE PINION BRG	Gasket
425A 041 SPACER; FINAL DRIVE PINION BRG	Gasket
425A 041 SPACER; FINAL DRIVE PINION BRG	Gasket
425A 041 SPACER; FINAL DRIVE PINION BRG	Gasket
425A 041 SPACER; FINAL DRIVE PINION BRG	Gasket
425A 041 SPACER; FINAL DRIVE PINION BRG	Gasket



425A 041	SPACER; FINAL DRIVE PINION BRG	Gasket
425A 041	SPACER; FINAL DRIVE PINION BRG	Gasket
425A 041	SPACER; FINAL DRIVE PINION BRG	Gasket
425A 041	SPACER; FINAL DRIVE PINION BRG	Gasket
425A 041	SPACER; FINAL DRIVE PINION BRG	Gasket
425A 041	SPACER; FINAL DRIVE PINION BRG	Gasket
425A 042		Gasket
425A 042	COLLAR; DIST,COLLAPSIBLE	Gasket
425A 042	COLLAR; DIST,COLLAPSIBLE	Gasket
425A 042	COLLAR; DIST,COLLAPSIBLE	Gasket
425A 042	COLLAR; DIST,COLLAPSIBLE	Gasket
425A 042	COLLAR; DIST,COLLAPSIBLE	Gasket
425A 042	COLLAR; DIST,COLLAPSIBLE	Gasket
425A 042	COLLAR; DIST,COLLAPSIBLE	Gasket
425A 042	COLLAR; DIST,COLLAPSIBLE	Gasket
425A 042	COLLAR; DIST,COLLAPSIBLE	Gasket
425A 042	COLLAR; DIST,COLLAPSIBLE	Gasket
425A 042	COLLAR; DIST,COLLAPSIBLE	Gasket
425A 042	COLLAR; DIST,COLLAPSIBLE	Gasket
425A 042	COLLAR; DIST,COLLAPSIBLE	Gasket
425A 042	COLLAR; DIST,COLLAPSIBLE	Gasket
425A 042	COLLAR; DIST,COLLAPSIBLE	Gasket
425A 042	COLLAR; DIST,COLLAPSIBLE	Gasket
425A 042	COLLAR; DIST,COLLAPSIBLE	Gasket
425A 042	COLLAR; DIST,COLLAPSIBLE	Gasket
425A 042	COLLAR; DIST,COLLAPSIBLE	Gasket
425A 042	COLLAR; DIST,COLLAPSIBLE	Gasket
425A 042	COLLAR; DIST,COLLAPSIBLE	Gasket
425A 043		Bearing seat
425A 043	CAGE; FINAL PINION	Bearing seat
425A 043	CAGE; FINAL PINION	Bearing seat
425A 043	CAGE; FINAL PINION	Bearing seat
425A 043	CAGE; FINAL PINION	Bearing seat
425A 043	CAGE; FINAL PINION	Bearing seat
425A 043	CAGE; FINAL PINION	Bearing seat
425A 045		Bolt
425A 045	BOLT; FINAL PINION CAGE	Bolt
425A 045	BOLT; FINAL PINION CAGE	Bolt



425A 050 BEARING; FINAL PINION
 425A 050 BEARING; FINAL PINION
 425A 050 BEARING; FINAL PINION
 425A 050 BEARING; FINAL PINION
 425A 050 BEARING; FINAL PINION
 425A 050 BEARING; FINAL PINION
 425A 050 BEARING; FINAL PINION
 425A 052
 425A 052 SHAFT; OUTPUT
 425A 052 SHAFT; OUTPUT
 425A 053
 425A 053 NUT; FINAL DRIVE SET
 425A 053 NUT; FINAL DRIVE SET
 425A 054
 425A 054 STUD; FINAL DRIVE SET
 425A 054 STUD; FINAL DRIVE SET
 425A 055
 425A 055 CARRIER; DIFF
 425A 055 CARRIER; DIFF
 425A 055 CARRIER; DIFF
 425A 055 CARRIER; DIFF
 425A 055 CARRIER; DIFF
 425A 055 CARRIER; DIFF
 425A 056
 425A 056 BOLT; BRG CAP
 425A 056 BOLT; BRG CAP
 425A 056 BOLT; BRG CAP
 425A 056 BOLT; BRG CAP
 425A 056 BOLT; BRG CAP
 425A 057
 425A 057 DOWEL; BRG CAP
 425A 060
 425A 060 GEAR SET; FINAL DRIVE,RR

Outside bearing
 Outside bearing
 Outside bearing
 Outside bearing
 Outside bearing
 Outside bearing
 Outside bearing
 Drive shaft
 Drive shaft
 Drive shaft
 Nut
 Nut
 Nut
 Stud
 Stud
 Stud
 Reducer housing assembly
 Reducer housing assembly
 Reducer housing assembly
 Reducer housing assembly
 Reducer housing assembly
 Reducer housing assembly
 Bolt
 Bolt
 Bolt
 Bolt
 Bolt
 Bolt
 Pin
 Pin
 Gear pair Z=39/7(5.571)
 Gear pair Z=39/7(5.571)



425A 060	GEAR SET; FINAL DRIVE,RR	Gear pair Z=39/7(5.571)
425A 060	GEAR SET; FINAL DRIVE,RR	Gear pair Z=39/7(5.571)
425A 060	GEAR SET; FINAL DRIVE,RR	Gear pair Z=39/7(5.571)
425A 060	GEAR SET; FINAL DRIVE,RR	Gear pair Z=39/7(5.571)
425A 061		Retainer
425A 061	RETAINER; PILOT BRG,PINION	Retainer
425A 061	RETAINER; PILOT BRG,PINION	Retainer
425A 061	RETAINER; PILOT BRG,PINION	Retainer
425A 061	RETAINER; PILOT BRG,PINION	Retainer
425A 061	RETAINER; PILOT BRG,PINION	Retainer
425A 062		Bolt
425A 062	BOLT; RET	Bolt
425A 062	BOLT; RET	Bolt
425A 062	BOLT; RET	Bolt
425A 062	BOLT; RET	Bolt
425A 062	BOLT; RET	Bolt
425A 062	BOLT; RET	Bolt
425A 063		Bearing
425A 063	BEARING; PINION PILOT	Bearing
425A 063	BEARING; PINION PILOT	Bearing
425A 063	BEARING; PINION PILOT	Bearing
425A 063	BEARING; PINION PILOT	Bearing
425A 063	BEARING; PINION PILOT	Bearing
425A 063	BEARING; PINION PILOT	Bearing
425A 063	BEARING; PINION PILOT	Bearing
425A 063	BEARING; PINION PILOT	Bearing
425A 063	BEARING; PINION PILOT	Bearing
425A 063	BEARING; PINION PILOT	Bearing
425A 063	BEARING; PINION PILOT	Bearing
425A 064		Nut
425A 064	NUT; RET	Nut
425A 064	NUT; RET	Nut
425A 064	NUT; RET	Nut
425A 064	NUT; RET	Nut



425A 064 NUT; RET
425A 065
425A 065 PIN; SPLIT,RET
425A 065 PIN; SPLIT,RET
425A 065 PIN; SPLIT,RET
425A 065 PIN; SPLIT,RET
425A 065 PIN; SPLIT,RET
425A 066
425A 066 RING; SNAP,PILOT BRG
425A 066 RING; SNAP,PILOT BRG
425A 066 RING; SNAP,PILOT BRG
425A 066 RING; SNAP,PILOT BRG
425A 066 RING; SNAP,PILOT BRG
425A 067
425A 067 PICKUP; OIL,CARRIER
425A 067 PICKUP; OIL,CARRIER
425A 068
425A 068 BOLT; OIL PICKUP FIX
425A 068 BOLT; OIL PICKUP FIX
425A 069
425A 069 NUT; ADJ,DIFF CAGE
425A 069 NUT; ADJ,DIFF CAGE
425A 069 NUT; ADJ,DIFF CAGE
425A 069 NUT; ADJ,DIFF CAGE
425A 069 NUT; ADJ,DIFF CAGE
425A 069 NUT; ADJ,DIFF CAGE
425A 069 NUT; ADJ,DIFF CAGE
425A 069 NUT; ADJ,DIFF CAGE
425A 069 NUT; ADJ,DIFF CAGE
425A 069 NUT; ADJ,DIFF CAGE
425A 070
425A 070 BEARING; DIFF CAGE


Nut
Split pin
Split pin
Split pin
Split pin
Split pin
Split pin
Snap ring
Snap ring
Snap ring
Snap ring
Snap ring
Oil indicator
Oil indicator
Oil indicator
Bolt
Bolt
Bolt
Nut
Nut
Nut
Nut
Nut
Nut
Nut
Nut
Nut
Nut
Nut
Nut
Bearing-right differential gear housing
Bearing-right differential gear housing



425A 070 BEARING; DIFF CAGE	Bearing-right differential gear housing
425A 070 BEARING; DIFF CAGE	Bearing-right differential gear housing
425A 070 BEARING; DIFF CAGE	Bearing-right differential gear housing
425A 070 BEARING; DIFF CAGE	Bearing-right differential gear housing
425A 070 BEARING; DIFF CAGE	Bearing-right differential gear housing
425A 070 BEARING; DIFF CAGE	Bearing-right differential gear housing
425A 070 BEARING; DIFF CAGE	Bearing-right differential gear housing
425A 070 BEARING; DIFF CAGE	Bearing-right differential gear housing
425A 070 BEARING; DIFF CAGE	Bearing-right differential gear housing
425A 071	Differential gear housing assembly
425A 071 CAGE ASM; DIFF,FINAL DRIVE	Differential gear housing assembly
425A 071 CAGE ASM; DIFF,FINAL DRIVE	Differential gear housing assembly
425A 071 CAGE ASM; DIFF,FINAL DRIVE	Differential gear housing assembly
425A 071 CAGE ASM; DIFF,FINAL DRIVE	Differential gear housing assembly
425A 071 CAGE ASM; DIFF,FINAL DRIVE	Differential gear housing assembly
425A 071 CAGE ASM; DIFF,FINAL DRIVE	Differential gear housing assembly
425A 071 CAGE ASM; DIFF,FINAL DRIVE	Differential gear housing assembly
425A 071 CAGE ASM; DIFF,FINAL DRIVE	Differential gear housing assembly
425A 071 CAGE ASM; DIFF,FINAL DRIVE	Differential gear housing assembly
425A 071 CAGE ASM; DIFF,FINAL DRIVE	Differential gear housing assembly
425A 071 CAGE ASM; DIFF,FINAL DRIVE	Differential gear housing assembly
425A 071 CAGE ASM; DIFF,FINAL DRIVE	Differential gear housing assembly
425A 071 CAGE ASM; DIFF,FINAL DRIVE	Differential gear housing assembly
425A 071 CAGE ASM; DIFF,FINAL DRIVE	Differential gear housing assembly
425A 071 CAGE ASM; DIFF,FINAL DRIVE	Differential gear housing assembly
425A 083	Differential gear housing assembly
425A 083 CAGE ASM; DIFF	Differential gear housing assembly
425A 083 CAGE ASM; DIFF	Differential gear housing assembly
425A 084	Bolt
425A 084 BOLT; FINAL DRIVE GEAR	Bolt
425A 084 BOLT; FINAL DRIVE GEAR	Bolt
425A 084 BOLT; FINAL DRIVE GEAR	Bolt
425A 084 BOLT; FINAL DRIVE GEAR	Bolt

425A 084 BOLT; FINAL DRIVE GEAR
425A 085
425A 085 NUT; DIFF CAGE SETTING
425A 085 NUT; DIFF CAGE SETTING
425A 085 NUT; DIFF CAGE SETTING
425A 085 NUT; DIFF CAGE SETTING
425A 085 NUT; DIFF CAGE SETTING
425A 085 NUT; DIFF CAGE SETTING
425A 085 NUT; DIFF CAGE SETTING
425A 085 NUT; DIFF CAGE SETTING
425A 085 NUT; DIFF CAGE SETTING
425A 085 NUT; DIFF CAGE SETTING
425A 085 NUT; DIFF CAGE SETTING
425A 088
425A 088 PLATE; LK,ADJ NUT
425A 088 PLATE; LK,ADJ NUT
425A 088 PLATE; LK,ADJ NUT
425A 088 PLATE; LK,ADJ NUT
425A 088 PLATE; LK,ADJ NUT
425A 088 PLATE; LK,ADJ NUT
425A 088 PLATE; LK,ADJ NUT
425A 088 PLATE; LK,ADJ NUT
425A 088 PLATE; LK,ADJ NUT
425A 088 PLATE; LK,ADJ NUT
425A 088 PLATE; LK,ADJ NUT
425A 088 PLATE; LK,ADJ NUT
425A 088 PLATE; LK,ADJ NUT
425A 088 PLATE; LK,ADJ NUT
425A 088 PLATE; LK,ADJ NUT
425A 088 PLATE; LK,ADJ NUT
425A 088 PLATE; LK,ADJ NUT
425A 089

Bolt
Nut
Nut
Nut
Nut
Nut
Nut
Nut
Nut
Nut
Nut
Nut
Nut
Nut
PLATE
PLATE
PLATE
PLATE
PLATE
PLATE
PLATE
PLATE
PLATE
PLATE
PLATE
PLATE
PLATE
PLATE
PLATE
PLATE
PLATE
PLATE
PLATE
PLATE
PLATE
PLATE
PLATE
Bolt



425A 091	SHIM; BRG,OUTPUT SHAFT	Gasket
425A 091	SHIM; BRG,OUTPUT SHAFT	Gasket
425A 091	SHIM; BRG,OUTPUT SHAFT	Gasket
425A 091	SHIM; BRG,OUTPUT SHAFT	Gasket
425A 092		Snap ring
425A 092	RING; SNAP,BRG,OUTPUT SHAFT	Snap ring
425A 092	RING; SNAP,BRG,OUTPUT SHAFT	Snap ring
425A 093		Oil seal
425A 093	SEAL; OIL,OUTPUT SHAFT	Oil seal
425A 093	SEAL; OIL,OUTPUT SHAFT	Oil seal
425A 094		Flange assembly
425A 094	FLANGE ASM; OUTPUT SHAFT	Flange assembly
425A 094	FLANGE ASM; OUTPUT SHAFT	Flange assembly
425A 095		Nut
425A 095	NUT; OUTPUT SHAFT	Nut
425A 095	NUT; OUTPUT SHAFT	Nut
425A 096		O-ring
425A 096	GASKET; SHAFT,OUTPUT	O-ring
425A 096	GASKET; SHAFT,OUTPUT	O-ring
425A 097		Differential controller
425A 097	SHIFT UNIT; DIFF LOCK	Differential controller
425A 098		Bolt
425A 098	BOLT; SHIFT UNIT TO CARRIER	Bolt
425A 098	BOLT; SHIFT UNIT TO CARRIER	Bolt
425A 098	BOLT; SHIFT UNIT TO CARRIER	Bolt
425A 098	BOLT; SHIFT UNIT TO CARRIER	Bolt
425A 100		Oil seal
425A 100	SEAL; OIL,FINAL PINION	Oil seal
425A 100	SEAL; OIL,FINAL PINION	Oil seal
425A 100	SEAL; OIL,FINAL PINION	Oil seal
425A 101		Bolt
425A 101	BOLT; ADJ,DRIVEN GEAR THRUST	Bolt



POWERSTAR

425A 225 WASHER; THRUST
425A 225 WASHER; THRUST
425A 225 WASHER; THRUST
425A 225 WASHER; THRUST
425A 225 WASHER; THRUST
425A 225 WASHER; THRUST
425A 225 WASHER; THRUST
425A 225 WASHER; THRUST
425A 225 WASHER; THRUST
425A 225 WASHER; THRUST
425A 225 WASHER; THRUST
425A 226
425A 226 WASHER; THRUST
425A 226 WASHER; THRUST
425A 307
425A 307 RING GEAR; FINAL DRIVE
425A 307 RING GEAR; FINAL DRIVE
425A 307 RING GEAR; FINAL DRIVE
425A 307 RING GEAR; FINAL DRIVE
425A 307 RING GEAR; FINAL DRIVE
425A 307 RING GEAR; FINAL DRIVE
425A 308
425A 308 PINION; FINAL DRIVE
425A 308 PINION; FINAL DRIVE
425A 308 PINION; FINAL DRIVE
425A 308 PINION; FINAL DRIVE
425A 308 PINION; FINAL DRIVE
425A 308 PINION; FINAL DRIVE
425A 355
425A 355 RETAINER; BRG
425A 355 RETAINER; BRG
425A 365
425A 365 PUMP ASM; OIL
425A 365 PUMP ASM; OIL

WASHER
WASHER
WASHER
WASHER
WASHER
WASHER
WASHER
WASHER
WASHER
WASHER
WASHER
WASHER
WASHER
RING GEAR; FINAL DRIVE
RING GEAR; FINAL DRIVE
RING GEAR; FINAL DRIVE
RING GEAR; FINAL DRIVE
RING GEAR; FINAL DRIVE
RING GEAR; FINAL DRIVE
RING GEAR; FINAL DRIVE
PINION; FINAL DRIVE
PINION; FINAL DRIVE
PINION; FINAL DRIVE
PINION; FINAL DRIVE
PINION; FINAL DRIVE
PINION; FINAL DRIVE
Retainer
Retainer
Retainer
Oil pump assembly
Oil pump assembly
Oil pump assembly



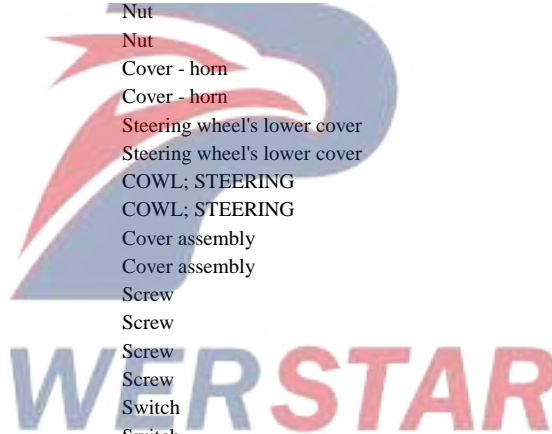
425A 366
425A 366 BOLT; PUMP
425A 366 BOLT; PUMP
425A 367
425A 367 STRAINER; OIL PUMP
425A 367 STRAINER; OIL PUMP
425A 368
425A 368 SPRING; STRAINER
425A 368 SPRING; STRAINER
425A 369
425A 369 PLUG; STRAINER
425A 369 PLUG; STRAINER
425A 370
425A 370 GASKET; STRAINER
425A 370 GASKET; STRAINER
425A 371
425A 371 WASHER; LK,PUMP
425A 371 WASHER; LK,PUMP
425A 372
425A 372 BALL; CASE
425A 372 BALL; CASE
425A 373
425A 373 PLUG; CASE
425A 373 PLUG; CASE
425A 374
425A 374 PLUG; INPUT SHAFT
425A 374 PLUG; INPUT SHAFT
425A 375
425A 375 BEARING; SIDE GEAR
425A 375 BEARING; SIDE GEAR
425A 375 BEARING; SIDE GEAR
425A 375 BEARING; SIDE GEAR

Bolt
Bolt
Bolt
Filter
Filter
Filter
Spiral spring
Spiral spring
Spiral spring
Clogging
Clogging
Clogging
O-ring
O-ring
O-ring
Spring washer
Spring washer
Spring washer
Steel ball
Steel ball
Steel ball
Clogging
Clogging
Clogging
Clogging
Clogging
Clogging
Bearing
Bearing
Bearing
Bearing
Bearing



425A 376
 425A 376 SPACER; BRG,SIDE GEAR
 425A 376 SPACER; BRG,SIDE GEAR
 425A 377
 425A 377 RING; SNAP,BRG,SIDE GEAR
 425A 377 RING; SNAP,BRG,SIDE GEAR
 430A 001
 430A 001 WHEEL; STRG
 430A 005
 430A 005 NUT; STRG WHEEL TO SHAFT
 430A 020
 430A 020 SHROUD; PAD,STRG WHEEL
 430A 026
 430A 026 COVER; STRG WHEEL,LWR
 430A 030
 430A 030 COWL; STEERING
 430A 033
 430A 033 COVER; STRG COWL
 430A 044
 430A 044 SCREW; STRG COWL
 430A 104
 430A 104 SCREW; SWITCH AND BEZEL
 430A 108
 430A 108 SWITCH ASM; MULTI METER
 431A 001
 431A 001 STEERING UNIT
 431A 001 STEERING UNIT
 431A 002
 431A 002 SHAFT ASM; STRG
 431A 033
 431A 033 BOLT; STRG SHAFT TO UNIT
 431A 066

Gasket
 Gasket
 Gasket
 Snap ring
 Snap ring
 Snap ring
 Steering wheel assembly
 Steering wheel assembly
 Nut
 Nut
 Cover - horn
 Cover - horn
 Steering wheel's lower cover
 Steering wheel's lower cover
 COWL; STEERING
 COWL; STEERING
 Cover assembly
 Cover assembly
 Screw
 Screw
 Screw
 Screw
 Switch
 Switch
 Steering gear assembly
 Steering gear assembly
 Steering gear assembly
 Steering column assembly
 Steering column assembly
 Bolt
 Bolt
 Bolt



431A 066	BOLT; STRG COLUMN	Bolt
431A 066	BOLT; STRG COLUMN	Bolt
431A 066	BOLT; STRG COLUMN	Bolt
431A 069		Nut
431A 069	NUT; TILT CENTER	Nut
431A 070		Nut
431A 070	NUT; STRG COLUMN	Nut
431A 071		Spring washer
431A 071	WASHER; LK,SHAFT TO UNIT	Spring washer
431A 095		Bolt
431A 095	BOLT; STRG UNIT	Bolt
431A 096		Nut
431A 096	NUT; STRG UNIT	Nut
431A 097		WASHER
431A 097	WASHER; PL,STRG UNIT	WASHER
431A 102		Steering lock assembly
431A 102	LOCK ASM; STRG	Steering lock assembly
431A 102	LOCK ASM; STRG	Steering lock assembly
431A 103		Ignition switch
431A 103	SWITCH; IGNITION	Ignition switch
431A 104		Bolt
431A 104	BOLT; STRG LOCK TO COLUMN	Bolt
431A 105		Ignition switch screw
431A 105	SCREW; IGN SW	Ignition switch screw
431A 147		Bolt
431A 147	STUD; STRG UNIT	Bolt
431A 203		Nut
431A 203	BOOT; STRG COLUMN LWR	Nut
431A 231		Gasket
431A 231	SEAL; RUBBER,STRG COLUMN	Gasket
431A 251		Protective cover
431A 251	COVER; LWR	Protective cover



431A 291	Washer nut
431A 291 GROMMET; STRG SHAFT COVER	Washer nut
431A 349	Bolt
431A 349 BOLT; COVER	Bolt
433A 001	Steering vertical arm
433A 001 ARM; PITMAN,STRG	Steering vertical arm
433A 003	Spring washer
433A 003 WASHER; LK,PITMAN ARM	Spring washer
433A 004	Nut
433A 004 NUT; PITMAN ARM	Nut
433A 009	Straight pull rod assembly
433A 009 LINK; DRAG	Straight pull rod assembly
433A 009 LINK; DRAG	Straight pull rod assembly
433A 011	Straight pull rod grease nozzle
433A 011 NIPPLE; GREASE,DRAG LINK	Straight pull rod grease nozzle
433A 013	Straight pull rod dust sleeve
433A 013 BOOT; DRAG LINK	Straight pull rod dust sleeve
433A 021	Nut
433A 021 NUT; LK,JOINT BALL	Nut
433A 036	Split pin
433A 036 PIN; SPLIT,DRAG LINK	Split pin
433A 160	COVER; JOINT BALL
433A 160 COVER; JOINT BALL	COVER; JOINT BALL
435A 001	Fuel tank assembly-power steering
435A 001 TANK ASM; OIL,P/S	Fuel tank assembly-power steering
435A 025	Bolt
435A 025 BOLT; OIL TANK BRKT	Bolt
435A 026	Nut
435A 026 NUT; OIL TANK TO BRKT	Nut
435A 031	Fuel pipe assembly
435A 031 HOSE; P/S OIL TANK,INL	Fuel pipe assembly
435A 031 HOSE; P/S OIL TANK,INL	Fuel pipe assembly




435A 034		Fuel pipe assembly
435A 034	HOSE; P/S OIL TANK,OUTLET	Fuel pipe assembly
435A 034	HOSE; P/S OIL TANK,OUTLET	Fuel pipe assembly
435A 037		Clip
435A 037	CLIP; HOSE,P/S	Clip
435A 037	CLIP; HOSE,P/S	Clip
435A 037	CLIP; HOSE,P/S	Clip
435A 037	CLIP; HOSE,P/S	Clip
435A 041		Clip
435A 041	CLIP; HOSE,P/S	Clip
435A 041	CLIP; HOSE,P/S	Clip
435A 045		Fuel pipe assembly
435A 045	PIPE; OIL,P/S UNIT TO UNION	Fuel pipe assembly
435A 045	PIPE; OIL,P/S UNIT TO UNION	Fuel pipe assembly
435A 048		Fuel pipe assembly
435A 048	PIPE; OIL,FLEX HOSE TO STRG UNIT	Fuel pipe assembly
435A 048	PIPE; OIL,FLEX HOSE TO STRG UNIT	Fuel pipe assembly
435A 054		Clip
435A 054	CLIP; OIL PIPE	Clip
435A 054	CLIP; OIL PIPE	Clip
435A 054	CLIP; OIL PIPE	Clip
435A 054	CLIP; OIL PIPE	Clip
435A 054	CLIP; OIL PIPE	Clip
435A 054	CLIP; OIL PIPE	Clip
435A 054	CLIP; OIL PIPE	Clip
435A 055		Clip
435A 055	CLIP; P/S RUBBER HOSE	Clip
435A 055	CLIP; P/S RUBBER HOSE	Clip
435A 058		Bolt
435A 058	BOLT; CLIP	Bolt
435A 058	BOLT; CLIP	Bolt
435A 058	BOLT; CLIP	Bolt
435A 058	BOLT; CLIP	Bolt



435A 079 BOLT; BRKT
435A 079 BOLT; BRKT
435A 079 BOLT; BRKT
435A 079 BOLT; BRKT
435A 079 BOLT; BRKT
435A 111
435A 111 BRACKET; OIL PIPE
435A 111 BRACKET; OIL PIPE
435A 111 BRACKET; OIL PIPE
435A 125
435A 125 CONNECTOR; P/S PUMP
435A 157
435A 157 GASKET; P/S PUMP
435A 157 GASKET; P/S PUMP
435A 166
435A 166 BOLT; CLIP
435A 166 BOLT; CLIP
435A 166 BOLT; CLIP
435A 166 BOLT; CLIP
435A 192
435A 192 BRACKET; P/S OIL TANK
435A 195
435A 195 BOLT; BRKT
435A 195 BOLT; BRKT
435A 195 BOLT; BRKT
435A 195 BOLT; BRKT
435A 232
435A 232 NUT; BRKT
435A 234
435A 234 NUT; PIPE CLIP,P/S
435A 239
435A 239 BRACKET; FLEX HOSE

Bolt
Bolt
Bolt
Bolt
Bolt
Bracket
Bracket
Bracket
Bracket
Fuel pipe assembly
Fuel pipe assembly
Seal ring
Seal ring
Seal ring
Bolt
Bolt
Bolt
Bolt
Support-steering oil tank
Support-steering oil tank
Bolt
Bolt
Bolt
Bolt
Bolt
Nut
Nut
Nut
Nut
Bracket
Bracket

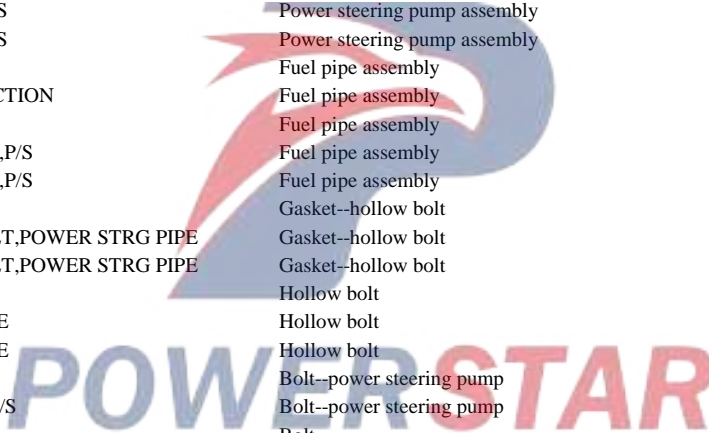


POWERSTAR


435A 239	BRACKET; FLEX HOSE	Bracket
435A 239	BRACKET; FLEX HOSE	Bracket
435A 255		Connector
435A 255	UNION; FLEX HOSE	Connector
435A 255	UNION; FLEX HOSE	Connector
435A 256		Nut
435A 256	NUT; UNION	Nut
435A 256	NUT; UNION	Nut
435A 256	NUT; UNION	Nut
435A 257		Spring washer
435A 257	WASHER; LK,UNION	Spring washer
435A 257	WASHER; LK,UNION	Spring washer
435A 257	WASHER; LK,UNION	Spring washer
435A 261		Fuel pipe assembly
435A 261	PIPE; OIL,UNION TO HOSE	Fuel pipe assembly
435A 261	PIPE; OIL,UNION TO HOSE	Fuel pipe assembly
435A 261	PIPE; OIL,UNION TO HOSE	Fuel pipe assembly
435A 262		Clip
435A 262	CLIP; P/S PIPE	Clip
435A 262	CLIP; P/S PIPE	Clip
435A 262	CLIP; P/S PIPE	Clip
435A 262	CLIP; P/S PIPE	Clip
435A 263		Bracket
435A 263	BRACKET; P/S PIPE	Bracket
435A 263	BRACKET; P/S PIPE	Bracket
435A 264		Bolt
435A 264	BOLT; PIPE BRKT	Bolt
435A 264	BOLT; PIPE BRKT	Bolt
435A 266		Connector--power steering pipe
435A 266	UNION; OIL PIPE,P/S	Connector--power steering pipe
435A 266	UNION; OIL PIPE,P/S	Connector--power steering pipe
435A 268		Fuel pipe assembly



435A 268	PIPE; OIL,FLEX HOSE TO FLEX HOSE	Fuel pipe assembly
435A 268	PIPE; OIL,FLEX HOSE TO FLEX HOSE	Fuel pipe assembly
435A 268	PIPE; OIL,FLEX HOSE TO FLEX HOSE	Fuel pipe assembly
435A 280		Rubber hose
435A 280	HOSE; P/S OIL PUMP,INL	Rubber hose
435A 280	HOSE; P/S OIL PUMP,INL	Rubber hose
435A 280	HOSE; P/S OIL PUMP,INL	Rubber hose
436A 001		Power steering pump assembly
436A 001	PUMP ASM; OIL,P/S	Power steering pump assembly
436A 001	PUMP ASM; OIL,P/S	Power steering pump assembly
436A 002		Fuel pipe assembly
436A 002	PIPE ASM; OIL,SUCTION	Fuel pipe assembly
436A 003		Fuel pipe assembly
436A 003	PIPE; OIL,CHARGE,P/S	Fuel pipe assembly
436A 003	PIPE; OIL,CHARGE,P/S	Fuel pipe assembly
436A 005		Gasket--hollow bolt
436A 005	GASKET; EYE BOLT,POWER STRG PIPE	Gasket--hollow bolt
436A 005	GASKET; EYE BOLT,POWER STRG PIPE	Gasket--hollow bolt
436A 006		Hollow bolt
436A 006	BOLT; EYE,P/S PIPE	Hollow bolt
436A 006	BOLT; EYE,P/S PIPE	Hollow bolt
436A 007		Bolt--power steering pump
436A 007	BOLT; OIL PUMP,P/S	Bolt--power steering pump
436A 008		Bolt
436A 008	BOLT; OIL PIPE	Bolt
436A 008	BOLT; OIL PIPE	Bolt
436A 010		Power steering hose
436A 010	HOSE; FLEX,P/S OIL PUMP,INL	Power steering hose
436A 010	HOSE; FLEX,P/S OIL PUMP,INL	Power steering hose
436A 015		Pipe clamp
436A 015	CLIP; OIL PIPE SUCTION	Pipe clamp
436A 015	CLIP; OIL PIPE SUCTION	Pipe clamp



436A 015	CLIP; OIL PIPE SUCTION	Pipe clamp
436A 016		Bolt
436A 016	BOLT; STAY,P/S OIL PUMP	Bolt
436A 016	BOLT; STAY,P/S OIL PUMP	Bolt
436A 017		Nut
436A 017	NUT; POWER STRG PUMP	Nut
436A 021		WASHER
436A 021	WASHER; PL,P/S OIL PUMP	WASHER
436A 023		Gear--power steering pump
436A 023	GEAR; OIL PUMP	Gear--power steering pump
436A 023	GEAR; OIL PUMP	Gear--power steering pump
436A 024		Nut
436A 024	NUT; GEAR,P/S PUMP	Nut
436A 024	NUT; GEAR,P/S PUMP	Nut
436A 088		WASHER
436A 088	WASHER; GEAR,P/S PUMP	WASHER
436A 088	WASHER; GEAR,P/S PUMP	WASHER
436A 088	WASHER; GEAR,P/S PUMP	WASHER
440A 007		SEAL; SECTOR SHAFT,STRG UNIT
440A 007	SEAL; SECTOR SHAFT,STRG UNIT	SEAL; SECTOR SHAFT,STRG UNIT
440A 008		BOX ASM; STRG UNIT
440A 008	BOX ASM; STRG UNIT	BOX ASM; STRG UNIT
440A 009		PLUG; FILLER,STRG UNIT
440A 009	PLUG; FILLER,STRG UNIT	PLUG; FILLER,STRG UNIT
440A 011		RING; BACKUP,STRG UNIT
440A 011	RING; BACKUP,STRG UNIT	RING; BACKUP,STRG UNIT
440A 011	RING; BACKUP,STRG UNIT	RING; BACKUP,STRG UNIT
440A 012		GASKET; SHAFT,STRG UNIT
440A 012	GASKET; SHAFT,STRG UNIT	GASKET; SHAFT,STRG UNIT
440A 012	GASKET; SHAFT,STRG UNIT	GASKET; SHAFT,STRG UNIT
440A 014		SHAFT; SECTOR,STRG UNIT
440A 014	SHAFT; SECTOR,STRG UNIT	SHAFT; SECTOR,STRG UNIT



POWER STAR

440A 023		SCREW; ADJ,SECTOR SHAFT,STRG UNIT
440A 023	SCREW; ADJ,SECTOR SHAFT,STRG UNIT	SCREW; ADJ,SECTOR SHAFT,STRG UNIT
440A 024		RETAINER; STRG UNIT
440A 024	RETAINER; STRG UNIT	RETAINER; STRG UNIT
440A 027		GASKET; SIDE COVER,STRG UNIT
440A 027	GASKET; SIDE COVER,STRG UNIT	GASKET; SIDE COVER,STRG UNIT
440A 030		BOLT; COVER STRG UNIT
440A 030	BOLT; COVER STRG UNIT	BOLT; COVER STRG UNIT
440A 030	BOLT; COVER STRG UNIT	BOLT; COVER STRG UNIT
440A 032		NUT; ADJ SCREW,STRG UNIT
440A 032	NUT; ADJ SCREW,STRG UNIT	NUT; ADJ SCREW,STRG UNIT
440A 035		HOUSING & SCREW ASM; STRG UNIT
440A 035	HOUSING & SCREW ASM; STRG UNIT	HOUSING & SCREW ASM; STRG UNIT
440A 042		HOUSING & SEAL ASM; STRG UNIT
440A 042	HOUSING & SEAL ASM; STRG UNIT	HOUSING & SEAL ASM; STRG UNIT
440A 044		SEAL; OIL,SHAFT STRG UNIT
440A 044	SEAL; OIL,SHAFT STRG UNIT	SEAL; OIL,SHAFT STRG UNIT
440A 046		SEAL; RING,HSG STRG UNIT
440A 046	SEAL; RING,HSG STRG UNIT	SEAL; RING,HSG STRG UNIT
440A 046	SEAL; RING,HSG STRG UNIT	SEAL; RING,HSG STRG UNIT
440A 046	SEAL; RING,HSG STRG UNIT	SEAL; RING,HSG STRG UNIT
440A 047		GASKET; HSG,STRG UNIT
440A 047	GASKET; HSG,STRG UNIT	GASKET; HSG,STRG UNIT
440A 047	GASKET; HSG,STRG UNIT	GASKET; HSG,STRG UNIT
440A 047	GASKET; HSG,STRG UNIT	GASKET; HSG,STRG UNIT
440A 047	GASKET; HSG,STRG UNIT	GASKET; HSG,STRG UNIT
440A 048		GASKET; HSG,STRG UNIT
440A 048	GASKET; HSG,STRG UNIT	GASKET; HSG,STRG UNIT
440A 050		HOUSING ASM; VALVE STRG UNIT
440A 050	HOUSING ASM; VALVE STRG UNIT	HOUSING ASM; VALVE STRG UNIT
440A 052		PLUG; HSG STRG UNIT
440A 052	PLUG; HSG STRG UNIT	PLUG; HSG STRG UNIT

440A 054		CASE; BEARING STRG UNIT
440A 054	CASE; BEARING STRG UNIT	CASE; BEARING STRG UNIT
440A 056		PLUG & SEAL ASM; STRG UNIT
440A 056	PLUG & SEAL ASM; STRG UNIT	PLUG & SEAL ASM; STRG UNIT
440A 058		BEARING; HSG STRG UNIT
440A 058	BEARING; HSG STRG UNIT	BEARING; HSG STRG UNIT
440A 072		BOLT; HSG FIX STRG UNIT
440A 072	BOLT; HSG FIX STRG UNIT	BOLT; HSG FIX STRG UNIT
440A 073		COVER; DUST,STRG UNIT
440A 073	COVER; DUST,STRG UNIT	COVER; DUST,STRG UNIT
440A 075		CONNECTOR; HSG STRG UNIT
440A 075	CONNECTOR; HSG STRG UNIT	CONNECTOR; HSG STRG UNIT
440A 077		GASKET; CONNECTOR,STRG UNIT
440A 077	GASKET; CONNECTOR,STRG UNIT	GASKET; CONNECTOR,STRG UNIT
440A 084		COVER ASM; STRG UNIT
440A 084	COVER ASM; STRG UNIT	COVER ASM; STRG UNIT
440A 132		COVER; DUST,STRG UNIT
440A 132	COVER; DUST,STRG UNIT	COVER; DUST,STRG UNIT
442A 008		KEY; SHAFT,OIL PUMP
442A 008	KEY; SHAFT,OIL PUMP	KEY; SHAFT,OIL PUMP
442A 009		BODY ASM; FRT,OIL PUMP
442A 009	BODY ASM; FRT,OIL PUMP	BODY ASM; FRT,OIL PUMP
442A 010		BODY ASM; RR,OIL PUMP
442A 010	BODY ASM; RR,OIL PUMP	BODY ASM; RR,OIL PUMP
442A 013		SHAFT KIT; RET
442A 013	SHAFT KIT; RET	SHAFT KIT; RET
442A 014		RING; RET,OIL PUMP
442A 014	RING; RET,OIL PUMP	RING; RET,OIL PUMP
442A 015		BEARING; BALL,OIL PUMP
442A 015	BEARING; BALL,OIL PUMP	BEARING; BALL,OIL PUMP
442A 016		RING; RET,OIL PUMP
442A 016	RING; RET,OIL PUMP	RING; RET,OIL PUMP



442A 017		RING; RET
442A 017	RING; RET	RING; RET
442A 019		SEAL; OIL,OIL PUMP
442A 019	SEAL; OIL,OIL PUMP	SEAL; OIL,OIL PUMP
442A 021		GASKET; FRT COVER TO BODY
442A 021	GASKET; FRT COVER TO BODY	GASKET; FRT COVER TO BODY
442A 022		CARTRIDGE ASM; OIL PUMP
442A 022	CARTRIDGE ASM; OIL PUMP	CARTRIDGE ASM; OIL PUMP
442A 023		PLATE; SIDE,OIL PUMP
442A 023	PLATE; SIDE,OIL PUMP	PLATE; SIDE,OIL PUMP
442A 024		PLATE ASM; THRUST
442A 024	PLATE ASM; THRUST	PLATE ASM; THRUST
442A 025		PIN; HSG,P/S
442A 025	PIN; HSG,P/S	PIN; HSG,P/S
442A 026		SCREW; PLATE
442A 026	SCREW; PLATE	SCREW; PLATE
442A 027		VALVE ASM; OIL PUMP
442A 027	VALVE ASM; OIL PUMP	VALVE ASM; OIL PUMP
442A 028		PLUG; DRAIN,OIL PUMP
442A 028	PLUG; DRAIN,OIL PUMP	PLUG; DRAIN,OIL PUMP
442A 029		GASKET; PLUG TO VLV
442A 029	GASKET; PLUG TO VLV	GASKET; PLUG TO VLV
442A 032		SPRING; OIL PUMP
442A 032	SPRING; OIL PUMP	SPRING; OIL PUMP
442A 033		BOLT; COVER
442A 033	BOLT; COVER	BOLT; COVER
442A 037		GASKET; PIPE CONN,OIL PUMP
442A 037	GASKET; PIPE CONN,OIL PUMP	GASKET; PIPE CONN,OIL PUMP
442A 039		GASKET; OIL PUMP
442A 039	GASKET; OIL PUMP	GASKET; OIL PUMP
450A 002		Front leaf spring assembly
450A 002	SPRING ASM; LEAF,FRT	Front leaf spring assembly



450A 014
 450A 014 NUT; S/ABS,UPR
 450A 018
 450A 018 WASHER; CENTERING,S/ABS
 450A 062
 450A 062 ABSORBER ASM; SHOCK,FRT
 450A 065
 450A 065 WASHER; S/ABS
 450A 065 WASHER; S/ABS
 450A 066
 450A 066 WASHER; LK,S/ABS SETTING
 450A 068
 450A 068 BUSHING; S/ABS
 450A 068 BUSHING; S/ABS
 450A 073
 450A 073 NUT; BRKT,SHOCK
 450A 073 NUT; BRKT,SHOCK
 450A 137
 450A 137 BRACKET; STAB BAR TO FRAME
 450A 137 BRACKET; STAB BAR TO FRAME
 450A 137 BRACKET; STAB BAR TO FRAME
 450A 138
 450A 138 NUT; BRKT
 450A 140
 450A 140 BOLT; BRKT
 450A 140 BOLT; BRKT
 450A 140 BOLT; BRKT
 450A 168
 450A 168 BRACKET; S/ABS,FRT SUSP
 450A 168 BRACKET; S/ABS,FRT SUSP
 450A 168 BRACKET; S/ABS,FRT SUSP
 450A 168 BRACKET; S/ABS,FRT SUSP

Nut
 Nut
 WASHER
 WASHER
 Damper assembly
 Damper assembly
 WASHER
 WASHER
 WASHER
 Spring washer
 Spring washer
 Bushing
 Bushing
 Bushing
 Nut
 Nut
 Nut
 Support-stabilizer bar
 Support-stabilizer bar
 Support-stabilizer bar
 Support-stabilizer bar
 Nut
 Nut
 Bolt
 Bolt
 Bolt
 Bolt
 Bracket
 Bracket
 Bracket
 Bracket
 Bracket



450A 183
450A 183 SHACKLE; FRT SUSP
450A 185
450A 185 WASHER; LK,PIN
450A 185 WASHER; LK,PIN
450A 186
450A 186 BUSHING; SHACKLE
450A 187
450A 187 NIPPLE; GREASE,FRT
450A 187 NIPPLE; GREASE,FRT
450A 188
450A 188 RUBBER; CLAMP,U-BOLT,FRT SPR
450A 191
450A 191 U-BOLT; FRT SPR
450A 193
450A 193 NUT; U BOLT
450A 201
450A 201 NUT; PIN LK
450A 203
450A 203 PIN; SPR TO SHACKLE
450A 205
450A 205 ATTACHMENT; GREASE NIPPLE
450A 207
450A 207 BOLT; SPR TO SHACKLE
450A 211
450A 211 WASHER; BRKT,SHOCK
450A 211 WASHER; BRKT,SHOCK
450A 377
450A 377 WASHER; LK,BRKT
450A 377 WASHER; LK,BRKT
455A 001
455A 001 SPRING; LEAF,NO 1,FRT

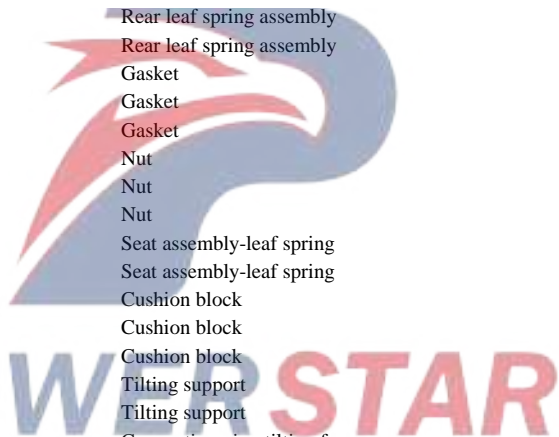
Lug assembly
Lug assembly
Spring washer
Spring washer
Spring washer
Spring washer
Bushing
Bushing
Grease nozzle
Grease nozzle
Grease nozzle
Pressure plate-U-shaped bolt
Pressure plate-U-shaped bolt
U-bolt
U-bolt
Nut-U-shaped bolt
Nut-U-shaped bolt
Nut
Nut
Spring pin
Spring pin
Grease nozzle seat
Grease nozzle seat
Bolt
Bolt
WASHER
WASHER
WASHER
WASHER
WASHER
WASHER
1st front leaf spring
1st front leaf spring



455A 002		2nd front leaf spring
455A 002	SPRING; LEAF,NO 2,FRT	2nd front leaf spring
455A 003		3rd front leaf spring
455A 003	SPRING; LEAF,NO 3,FRT	3rd front leaf spring
455A 004		4th front leaf spring
455A 004	SPRING; LEAF,NO 4,FRT	4th front leaf spring
455A 005		5th front leaf spring
455A 005	SPRING; LEAF,NO 5,FRT	5th front leaf spring
455A 006		6th front leaf spring
455A 006	SPRING; LEAF,NO 6,FRT	6th front leaf spring
455A 007		7th front leaf spring
455A 007	SPRING; LEAF,NO 7,FRT	7th front leaf spring
455A 015		Front leaf spring center bolt
455A 015	BOLT; CENTER,LEAF SPR,FRT	Front leaf spring center bolt
455A 016		Leaf spring center bolt's nut
455A 016	NUT; CENTER BOLT,LEAF SPR,FRT	Leaf spring center bolt's nut
455A 017		Front leaf spring lining
455A 017	BUSHING; LEAF SPR,FRT	Front leaf spring lining
455A 018		Leaf spring clamp bolt
455A 018	BOLT; CLIP,LEAF SPR,FRT	Leaf spring clamp bolt
455A 018	BOLT; CLIP,LEAF SPR,FRT	Leaf spring clamp bolt
455A 019		Front leaf spring spacer
455A 019	SPACER; LEAF SPRING,FRT	Front leaf spring spacer
455A 020		Front leaf spring seat
455A 020	SEAT; LEAF SPR,FRT	Front leaf spring seat
455A 020	SEAT; LEAF SPR,FRT	Front leaf spring seat
455A 035		Dust protection and sealing
455A 035	SEAL; DUST	Dust protection and sealing
457A 001		Valve assembly
457A 001	VALVE; LEVELING,FRT SUSP	Valve assembly
457A 001	VALVE; LEVELING,FRT SUSP	Valve assembly
457A 005		Leveling valve's air valve spring

457A 005	SPRING; VALVE,LEVELING VLV	Leveling valve's air valve spring
457A 005	SPRING; VALVE,LEVELING VLV	Leveling valve's air valve spring
457A 011		Leveling valve's filter
457A 011	FILTER; LEVELING VLV	Leveling valve's filter
457A 013		Leveling valve's valve plug
457A 013	PLUG; VALVE,LEVELING VLV	Leveling valve's valve plug
457A 033		Leveling valve's valve stem
457A 033	LEVER; LEVELING VLV	Leveling valve's valve stem
457A 034		Leveling valve's fixing bolt
457A 034	BOLT; LEVER FIX,LEVELING VLV	Leveling valve's fixing bolt
457A 036		Leveling valve's control lever lock washer
457A 036	WASHER; LK,LEVER,LEVELING VLV	Leveling valve's control lever lock washer
457A 041		Leveling valve's piston
457A 041	PISTON; LEVELING VLV	Leveling valve's piston
457A 051		Leveling valve's washer
457A 051	SHIM; LEVELING VLV	Leveling valve's washer
457A 051	SHIM; LEVELING VLV	Leveling valve's washer
457A 053		Leveling valve's nut
457A 053	NUT; LEVELING VLV	Leveling valve's nut
457A 055		Leveling valve's washer
457A 055	WASHER; LEVELING VLV	Leveling valve's washer
457A 056		Leveling valve body assembly
457A 056	BODY ASM; LEVELING VALVE	Leveling valve body assembly
457A 058		Leveling valve's spacer
457A 058	SPACER; LEVELING VALVE	Leveling valve's spacer
457A 059		Leveling valve's valve seat
457A 059	SEAT; VALVE,LEVELING VALVE	Leveling valve's valve seat
457A 060		Leveling valve shaft
457A 060	SHAFT; LEVELING VALVE	Leveling valve shaft
457A 062		Leveling valve's limit block bolt
457A 062	BOLT; STOPPER,LEVELING VALVE	Leveling valve's limit block bolt
457A 063		Leveling valve's valve plate

457A 063	PLATE; LEVELING VALVE	Leveling valve's valve plate
457A 067		Leveling valve's spool
457A 067	SPOOL; LEVELING VALVE	Leveling valve's spool
457A 068		Solenoid valve
457A 068	VALVE; SOLENOID	Solenoid valve
457A 069		Screws connecting solenoids and vehicle body
457A 069	SCREW; SOLENOID TO BODY	Screws connecting solenoids and vehicle body
460A 001		Rear leaf spring assembly
460A 001	SPRING ASM; LEAF,RR	Rear leaf spring assembly
460A 001	SPRING ASM; LEAF,RR	Rear leaf spring assembly
460A 004		Gasket
460A 004	U-BOLT; RR SPR	Gasket
460A 004	U-BOLT; RR SPR	Gasket
460A 005		Nut
460A 005	NUT; U-BOLT,RR SPR	Nut
460A 005	NUT; U-BOLT,RR SPR	Nut
460A 007		Seat assembly-leaf spring
460A 007	SEAT; SPR,LWR	Seat assembly-leaf spring
460A 009		Cushion block
460A 009	PAD; U BOLT,RR SPR	Cushion block
460A 009	PAD; U BOLT,RR SPR	Cushion block
460A 013		Tilting support
460A 013	BRACKET; TRUNNION SHAFT	Tilting support
460A 014		Connecting pipe-tilting frame
460A 014	PIPE; TRUNNION BRKT	Connecting pipe-tilting frame
460A 019		Bolt
460A 019	BOLT; KEY,SHAFT	Bolt
460A 020		Rubber lining
460A 020	GROMMET; KEY BOLT	Rubber lining
460A 022		Tilting shaft
460A 022	SHAFT; TRUNNION,RR SUSP	Tilting shaft
460A 023		Oil seal



460A 023	SEAL; OIL,TRUNNION SHAFT	Oil seal
460A 024		Pin
460A 024	PIN; SIDE PLATE TO SHAFT	Pin
460A 025		Stabilizer bar assembly
460A 025	BAR ASM; STAB,RR SUSP	Stabilizer bar assembly
460A 025	BAR ASM; STAB,RR SUSP	Stabilizer bar assembly
460A 027		Bolt
460A 027	BOLT; STAB	Bolt
460A 029		Bolt
460A 029	BOLT; BRKT TO FRAME	Bolt
460A 029	BOLT; BRKT TO FRAME	Bolt
460A 030		WASHER
460A 030	WASHER; PL,TRUNNION BRKT	WASHER
460A 031		Nut
460A 031	NUT; TRUNNION BRKT	Nut
460A 032		Pin
460A 032	PIN; STRAIGHT	Pin
460A 033		Locking plate
460A 033	PLATE; LK KNOCK PIN	Locking plate
460A 034		Bolt
460A 034	BOLT; LOCK PLATE	Bolt
460A 035		Pin
460A 035	PIN; TRUNNION SHAFT	Pin
460A 037		Nut
460A 037	NUT; SPR SETTING	Nut
460A 038		Spring washer
460A 038	WASHER; LK,SPR SETTING	Spring washer
460A 039		Bolt
460A 039	BOLT; SPR SETTING	Bolt
460A 040		Grease nozzle
460A 040	VALVE; GREASE ESCAPE	Grease nozzle
460A 041		Bushing



POWERSTAR

460A 041	BUSHING; TRUNNION SHAFT	Bushing
460A 042		Gasket
460A 042	SHIM; SIDE PLATE TO SHAFT	Gasket
460A 043		Pressure plate
460A 043	PLATE; SIDE,TRUNNION SHAFT	Pressure plate
460A 044		Bolt
460A 044	BOLT; SIDE PLATE TO SHAFT	Bolt
460A 045		Cover plate assembly
460A 045	COVER; SPR SEAT	Cover plate assembly
460A 046		Cover plate
460A 046	BRACKET; COVER	Cover plate
460A 047		Bolt
460A 047	BOLT; COVER TO SEAT	Bolt
460A 050		WASHER
460A 050	WASHER; PL,TRUNNION SHAFT	WASHER
460A 055		Stabilizer bar assembly
460A 055	ROD; STAB	Stabilizer bar assembly
460A 055	ROD; STAB	Stabilizer bar assembly
460A 133		Bushing
460A 133	BUSHING; RUBBER,TORQUE ROD	Bushing
460A 133	BUSHING; RUBBER,TORQUE ROD	Bushing
460A 133	BUSHING; RUBBER,TORQUE ROD	Bushing
460A 133	BUSHING; RUBBER,TORQUE ROD	Bushing
460A 146		Nut
460A 146	NUT; KEY BOLT	Nut
460A 180		Pin-spring support
460A 180	PIN; RR SPR	Pin-spring support
460A 181		Bolt
460A 181	BOLT; SPR & SHACKLE	Bolt
460A 182		Nut
460A 182	NUT; PIN,RR SPR	Nut
460A 183		Spring washer



460A 183	WASHER; LK,PIN,RR SPR	Spring washer
460A 185		Grease nozzle
460A 185	NIPPLE; GREASE,PIN,RR SPR	Grease nozzle
460A 185	NIPPLE; GREASE,PIN,RR SPR	Grease nozzle
460A 203		Spacer sleeve
460A 203	COLLAR; LEAF SPR STOPPER	Spacer sleeve
460A 223		Gasket--leaf spring
460A 223	SPACER; U BOLT,RR SPR	Gasket--leaf spring
460A 224		Grease nozzle
460A 224	NIPPLE; GREASE,SPR SEAT	Grease nozzle
460A 225		Rubber pad
460A 225	RUBBER; CUSHION,RR SPR	Rubber pad
460A 225	RUBBER; CUSHION,RR SPR	Rubber pad
460A 225	RUBBER; CUSHION,RR SPR	Rubber pad
460A 225	RUBBER; CUSHION,RR SPR	Rubber pad
460A 225	RUBBER; CUSHION,RR SPR	Rubber pad
460A 227		Nut
460A 227	NUT; CUSHION RUBBER	Nut
460A 227	NUT; CUSHION RUBBER	Nut
460A 233		Balance rod assembly
460A 233	ROD ASM; TORQUE,RR SUSP	Balance rod assembly
460A 233	ROD ASM; TORQUE,RR SUSP	Balance rod assembly
460A 233	ROD ASM; TORQUE,RR SUSP	Balance rod assembly
460A 233	ROD ASM; TORQUE,RR SUSP	Balance rod assembly
460A 235		Bolt
460A 235	BOLT; TORQUE ROD	Bolt
460A 235	BOLT; TORQUE ROD	Bolt
460A 237		Nut
460A 237	NUT; TORQUE ROD	Nut
460A 241		Bracket
460A 241	BRACKET; TORQUE ROD	Bracket
460A 241	BRACKET; TORQUE ROD	Bracket



OW STAR

460A 246		WASHER
460A 246	WASHER; TORQUE ROD	WASHER
460A 277		Bushing
460A 277	BUSHING; STAB,RR UPR	Bushing
460A 277	BUSHING; STAB,RR UPR	Bushing
460A 282		Retainer
460A 282	RETAINER; STAB BAR	Retainer
460A 284		Bolt
460A 284	BOLT; RET TO RET	Bolt
460A 304		Pin
460A 304	PIN; STAB ROD	Pin
460A 309		Nut
460A 309	NUT; STAB ROD	Nut
460A 310		Split pin
460A 310	PIN; SPLIT,STAB ROD	Split pin
460A 322		Support-stabilizer bar
460A 322	BRACKET; STAB BAR TO RR AXLE	Support-stabilizer bar
460A 322	BRACKET; STAB BAR TO RR AXLE	Support-stabilizer bar
460A 329		Lining-- stabilizer
460A 329	BUSHING; STAB ROD	Lining-- stabilizer
460A 329	BUSHING; STAB ROD	Lining-- stabilizer
461A 001		Damper assembly
461A 001	ABSORBER ASM; SHOCK,RR	Damper assembly
461A 003		Nut
461A 003	NUT; S/ABS	Nut
461A 003	NUT; S/ABS	Nut
461A 004		WASHER
461A 004	WASHER; CENTER,S/ABS	WASHER
461A 005		Bushing
461A 005	BUSHING; RUBBER,S/ABS,UPR	Bushing
461A 008		WASHER
461A 008	WASHER; S/ABS	WASHER



461A 008 WASHER; S/ABS
 461A 008 WASHER; S/ABS
 461A 010
 461A 010 BUSHING; RUBBER,S/ABS
 461A 016
 461A 016 BRACKET; S/ABS,RR
 461A 017
 461A 017 BRACKET; S/ABS LWR
 461A 017 BRACKET; S/ABS LWR
 461A 018
 461A 018 BOLT; S/ABS BRKT
 461A 019
 461A 019 NUT; S/ABS BRKT
 461A 029
 461A 029 NUT; LK,S/ABS,RR SUSP
 461A 029 NUT; LK,S/ABS,RR SUSP
 461A 030
 461A 030 PIN; SPLIT,S/ABS,RR SUSP
 461A 030 PIN; SPLIT,S/ABS,RR SUSP
 461A 040
 461A 040 BOLT; LWR BRKT
 461A 041
 461A 041 WASHER; LK
 465A 001
 465A 001 SPRING ASM; LEAF,RR MAIN
 465A 002
 465A 002 SPRING; LEAF,NO 1,RR MAIN
 465A 002 SPRING; LEAF,NO 1,RR MAIN
 465A 003
 465A 003 SPRING; LEAF,NO 2,RR MAIN
 465A 003 SPRING; LEAF,NO 2,RR MAIN
 465A 004

WASHER
 WASHER
 Bushing
 Bushing
 Support assembly
 Support assembly
 Support-damper
 Support-damper
 Support-damper
 Bolt
 Bolt
 Nut
 Nut
 Nut
 Nut
 Nut
 Nut
 Split pin
 Split pin
 Split pin
 Bolt
 Bolt
 Spring washer
 Spring washer
 Rear leaf spring assembly
 Rear leaf spring assembly
 1st rear leaf spring
 1st rear leaf spring
 1st rear leaf spring
 2nd rear leaf spring
 2nd rear leaf spring
 2nd rear leaf spring
 2nd rear leaf spring
 3rd rear leaf spring



POWERSTAR

465A 004 SPRING; LEAF,NO 3,RR MAIN
465A 004 SPRING; LEAF,NO 3,RR MAIN
465A 005
465A 005 SPRING; LEAF,NO 4,RR MAIN
465A 005 SPRING; LEAF,NO 4,RR MAIN
465A 006
465A 006 SPRING; LEAF,NO 5,RR MAIN
465A 006 SPRING; LEAF,NO 5,RR MAIN
465A 007
465A 007 SPRING; LEAF,NO 6,RR MAIN
465A 007 SPRING; LEAF,NO 6,RR MAIN
465A 008
465A 008 SPRING; LEAF,NO 7,RR MAIN
465A 008 SPRING; LEAF,NO 7,RR MAIN
465A 009
465A 009 SPRING; LEAF,NO 8,RR MAIN
465A 009 SPRING; LEAF,NO 8,RR MAIN
465A 010
465A 010 SPRING; LEAF,NO 9,RR MAIN
465A 011
465A 011 SPRING; LEAF,NO 10,RR MAIN
465A 021
465A 021 SPRING ASM; LEAF,RR SUB
465A 022
465A 022 SPRING; LEAF,NO 1,RR SUB
465A 023
465A 023 SPRING; LEAF,NO 2,RR SUB
465A 024
465A 024 SPRING; LEAF,NO 3,RR SUB
465A 025
465A 025 SPRING; LEAF,NO 4,RR SUB
465A 026

3rd rear leaf spring
3rd rear leaf spring
4th rear leaf spring
4th rear leaf spring
4th rear leaf spring
5th rear leaf spring
5th rear leaf spring
5th rear leaf spring
6th rear leaf spring
6th rear leaf spring
6th rear leaf spring
7th rear leaf spring
7th rear leaf spring
7th rear leaf spring
8th rear leaf spring
8th rear leaf spring
8th rear leaf spring
8th rear leaf spring
9th rear leaf spring
9th rear leaf spring
1st rear leaf spring
1st rear leaf spring
Rear leaf spring assembly
Rear leaf spring assembly
1st rear leaf spring
1st rear leaf spring
2nd rear leaf spring
2nd rear leaf spring
3rd rear leaf spring
3rd rear leaf spring
4th rear leaf spring
4th rear leaf spring
5th rear leaf spring



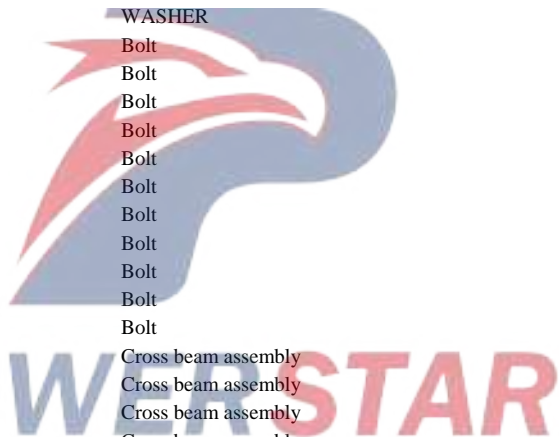
465A 026	SPRING; LEAF,NO 5,RR SUB	5th rear leaf spring
465A 027		6th rear leaf spring
465A 027	SPRING; LEAF,NO 6,RR SUB	6th rear leaf spring
465A 034		Leaf spring center bolt
465A 034	BOLT; CENTER,LEAF SPR,RR MAIN	Leaf spring center bolt
465A 034	BOLT; CENTER,LEAF SPR,RR MAIN	Leaf spring center bolt
465A 035		Leaf spring center bolt's nut
465A 035	NUT; CENTER BOLT,LEAF SPR,RR	Leaf spring center bolt's nut
465A 035	NUT; CENTER BOLT,LEAF SPR,RR	Leaf spring center bolt's nut
465A 036		Rear leaf spring clamp bolt
465A 036	BOLT; CLIP,LEAF SPR,RR	Rear leaf spring clamp bolt
465A 036	BOLT; CLIP,LEAF SPR,RR	Rear leaf spring clamp bolt
465A 038		Bushing
465A 038	BUSHING; LEAF SPR,RR	Bushing
465A 039		Leaf spring seat
465A 039	SEAT; LEAF SPR,RR MAIN	Leaf spring seat
465A 045		Leaf spring clamp nut
465A 045	NUT; CLIP,LEAF SPR,RR MAIN	Leaf spring clamp nut
465A 052		Leaf spring clamp bolt
465A 052	BOLT; CLIP,LEAF SPR,RR SUB	Leaf spring clamp bolt
465A 059		Leaf spring seat
465A 059	SEAT; RR SPRING,SUB	Leaf spring seat
470A 024		Bolt
470A 024	BOLT; LEVELING VLV	Bolt
480A 002		Steel ring assembly
480A 002	WHEEL; DISC	Steel ring assembly
480A 002	WHEEL; DISC	Steel ring assembly
480A 002	WHEEL; DISC	Steel ring assembly
480A 003		Wheel nut
480A 003	NUT; WHEEL,FRT AXLE	Wheel nut
480A 003	NUT; WHEEL,FRT AXLE	Wheel nut
480A 004		Wheel nut

480A 004	NUT; WHEEL,RR AXLE	Wheel nut
480A 004	NUT; WHEEL,RR AXLE	Wheel nut
480A 004	NUT; WHEEL,RR AXLE	Wheel nut
480A 004	NUT; WHEEL,RR AXLE	Wheel nut
480A 004	NUT; WHEEL,RR AXLE	Wheel nut
480A 004	NUT; WHEEL,RR AXLE	Wheel nut
480A 008		Air valve
480A 008	VALVE; TIRE	Air valve
480A 008	VALVE; TIRE	Air valve
480A 016		Air valve
480A 016	HOLDER; TIRE VALVE,DISC WHEEL	Air valve
480A 016	HOLDER; TIRE VALVE,DISC WHEEL	Air valve
480A 032		Air valve cap
480A 032	CAP; VALVE	Air valve cap
480A 032	CAP; VALVE	Air valve cap
480A 033		Wheel cover
480A 033	COVER; WHEEL	Wheel cover
501A 002		Cross beam assembly
501A 002	MEMBER; CROSS,1ST	Cross beam assembly
501A 002	MEMBER; CROSS,1ST	Cross beam assembly
501A 006		WASHER
501A 006	WASHER; LK,1ST C/MBR	WASHER
501A 006	WASHER; LK,1ST C/MBR	WASHER
501A 006	WASHER; LK,1ST C/MBR	WASHER
501A 006	WASHER; LK,1ST C/MBR	WASHER
501A 011		Right support-engine's front mounting
501A 011	BRACKET; ENG MTG	Right support-engine's front mounting
501A 011	BRACKET; ENG MTG	Right support-engine's front mounting
501A 011	BRACKET; ENG MTG	Right support-engine's front mounting
501A 011	BRACKET; ENG MTG	Right support-engine's front mounting
501A 011	BRACKET; ENG MTG	Right support-engine's front mounting
501A 011	BRACKET; ENG MTG	Right support-engine's front mounting



POWER STAR

501A 011	BRACKET; ENG MTG	Right support-engine's front mounting
501A 011	BRACKET; ENG MTG	Right support-engine's front mounting
501A 011	BRACKET; ENG MTG	Right support-engine's front mounting
501A 011	BRACKET; ENG MTG	Right support-engine's front mounting
501A 011	BRACKET; ENG MTG	Right support-engine's front mounting
501A 011	BRACKET; ENG MTG	Right support-engine's front mounting
501A 012		WASHER
501A 012	WASHER; PL,BRKT,ENG MTG	WASHER
501A 012	WASHER; PL,BRKT,ENG MTG	WASHER
501A 013		Bolt
501A 013	BOLT; BRKT,ENG MTG	Bolt
501A 013	BOLT; BRKT,ENG MTG	Bolt
501A 013	BOLT; BRKT,ENG MTG	Bolt
501A 013	BOLT; BRKT,ENG MTG	Bolt
501A 013	BOLT; BRKT,ENG MTG	Bolt
501A 013	BOLT; BRKT,ENG MTG	Bolt
501A 016		Bolt
501A 016	BOLT; 1ST C/MBR TO S/MBR	Bolt
501A 016	BOLT; 1ST C/MBR TO S/MBR	Bolt
501A 016	BOLT; 1ST C/MBR TO S/MBR	Bolt
501A 016	BOLT; 1ST C/MBR TO S/MBR	Bolt
501A 019		Bolt
501A 019	MEMBER; CROSS,2ND	Cross beam assembly
501A 019	MEMBER; CROSS,2ND	Cross beam assembly
501A 019	MEMBER; CROSS,2ND	Cross beam assembly
501A 019	MEMBER; CROSS,2ND	Cross beam assembly
501A 021		Cross beam assembly
501A 021	GUSSET; 2ND CROSS	Right support assembly-No.2 cross beam
501A 021	GUSSET; 2ND CROSS	Right support assembly-No.2 cross beam
501A 021	GUSSET; 2ND CROSS	Right support assembly-No.2 cross beam
501A 021	GUSSET; 2ND CROSS	Right support assembly-No.2 cross beam
501A 025		WASHER
501A 025	WASHER; PL,BRKT	WASHER




501A 025	WASHER; PL,BRKT	WASHER
501A 025	WASHER; PL,BRKT	WASHER
501A 025	WASHER; PL,BRKT	WASHER
501A 026		Nut
501A 026	NUT; BRKT,SPR	Nut
501A 026	NUT; BRKT,SPR	Nut
501A 026	NUT; BRKT,SPR	Nut
501A 028		Rivet
501A 028	RIVET; BRKT,FRT SPR	Rivet
501A 028	RIVET; BRKT,FRT SPR	Rivet
501A 028	RIVET; BRKT,FRT SPR	Rivet
501A 028	RIVET; BRKT,FRT SPR	Rivet
501A 035		Reinforcing beam – front leaf spring's front bracket
501A 035	MEMBER; UNDER	Reinforcing beam – front leaf spring's front bracket
501A 039		Right rear support assembly--front leaf spring
501A 039	BRACKET; FRT SPR,RR	Right rear support assembly--front leaf spring
501A 039	BRACKET; FRT SPR,RR	Right rear support assembly--front leaf spring
501A 039	BRACKET; FRT SPR,RR	Right rear support assembly--front leaf spring
501A 039	BRACKET; FRT SPR,RR	Right rear support assembly--front leaf spring
501A 044		Bolt
501A 044	BOLT; UNDER MBR	Bolt
501A 046		Bolt
501A 046	BOLT; BRKT FIX	Bolt
501A 046	BOLT; BRKT FIX	Bolt
501A 046	BOLT; BRKT FIX	Bolt
501A 046	BOLT; BRKT FIX	Bolt
501A 053		WASHER
501A 053	NUT; BRKT,TRUNNION MBR	WASHER
501A 062		Nut
501A 062	NUT; MBR	Nut
501A 070		Reinforcing plate
501A 070	GUSSET; TRUNNION,UPR	Reinforcing plate



501A 072
 501A 072 SPACER; TRUNNION
 501A 077
 501A 077 MEMBER; CROSS,TRUNNION RR
 501A 077 MEMBER; CROSS,TRUNNION RR
 501A 077 MEMBER; CROSS,TRUNNION RR
 501A 077 MEMBER; CROSS,TRUNNION RR
 501A 077 MEMBER; CROSS,TRUNNION RR
 501A 079
 501A 079 MEMBER; CROSS,TRUNNION ASM
 501A 080
 501A 080 BRACKET; C/MBR
 501A 080 BRACKET; C/MBR
 501A 081
 501A 081 BOLT; BRKT
 501A 081 BOLT; BRKT
 501A 081 BOLT; BRKT
 501A 081 BOLT; BRKT
 501A 082
 501A 082 NUT; BRKT
 501A 082 NUT; BRKT
 501A 083
 501A 083 WASHER; LK,BRKT
 501A 083 WASHER; LK,BRKT
 501A 084
 501A 084 WASHER; PL,BRKT
 501A 086
 501A 086 MEMBER; CROSS,RR SUSP RR
 501A 089
 501A 089 NUT; LEAF SPR STOPPER
 501A 096
 501A 096 PAD; RR SPR
 501A 097

Lower cushion plate
 Lower cushion plate
 Rear leaf spring's front cross beam
 Rear leaf spring's front cross beam
 Rear leaf spring's front cross beam
 Rear leaf spring's front cross beam
 Rear leaf spring's front cross beam
 Cross beam assembly
 Cross beam assembly
 Bracket
 Bracket
 Bracket
 Bolt
 Bolt
 Bolt
 Bolt
 Bolt
 Bolt
 Bolt
 Bolt
 Nut
 Nut
 Nut
 Spring washer
 Spring washer
 Spring washer
 WASHER
 WASHER
 Cross beam assembly
 Cross beam assembly
 Nut
 Nut
 Cushion block
 Cushion block
 Spring washer



POWER STAR


501A 097	WASHER; LK,PAD	Spring washer
501A 101		Front support-rear leaf spring
501A 101	BRACKET; RR SPR,FRT	Front support-rear leaf spring
501A 102		Bolt
501A 102	BOLT; BRKT,RR SPR	Bolt
501A 103		Front limit support-rear leaf spring
501A 103	STOPPER; SUB SPR	Front limit support-rear leaf spring
501A 103	STOPPER; SUB SPR	Front limit support-rear leaf spring
501A 105		Rear support-rear leaf spring
501A 105	BRACKET; RR SPR,RR	Rear support-rear leaf spring
501A 106		Bolt
501A 106	BOLT; BRKT	Bolt
501A 109		Gasket
501A 109	SHIM; RR SPR	Gasket
501A 110		Bolt
501A 110	BOLT; LEAF SPR STOPPER	Bolt
501A 111		Split pin
501A 111	PIN; SPLIT,LEAF SPR STOPPER	Split pin
501A 112		Bolt
501A 112	BOLT; PAD	Bolt
501A 117		Bolt
501A 117	BOLT; STOPPER	Bolt
501A 117	BOLT; STOPPER	Bolt
501A 118		Nut
501A 118	NUT; STOPPER	Nut
501A 118	NUT; STOPPER	Nut
501A 123		Nut
501A 123	NUT	Nut
501A 126		WASHER
501A 126	WASHER; PL,BRKT	WASHER
501A 127		Nut
501A 127	NUT; BRKT	Nut



POWERSTAR

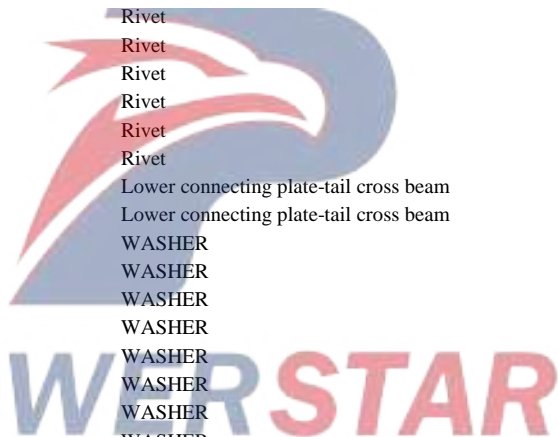
501A 127 NUT; BRKT
501A 133
501A 133 RIVET; BRKT
501A 133 RIVET; BRKT
501A 133 RIVET; BRKT
501A 133 RIVET; BRKT
501A 133 RIVET; BRKT
501A 133 RIVET; BRKT
501A 133 RIVET; BRKT
501A 133 RIVET; BRKT
501A 133 RIVET; BRKT
501A 148
501A 148 SPACER; C/MBR
501A 148 SPACER; C/MBR
501A 148 SPACER; C/MBR
501A 148 SPACER; C/MBR
501A 151
501A 151 NUT; OUTRIGGER
501A 151 NUT; OUTRIGGER
501A 151 NUT; OUTRIGGER
501A 151 NUT; OUTRIGGER
501A 151 NUT; OUTRIGGER
501A 152
501A 152 OUTRIGGER
501A 152 OUTRIGGER
501A 152 OUTRIGGER
501A 152 OUTRIGGER
501A 152 OUTRIGGER
501A 152 OUTRIGGER
501A 155
501A 155 BOLT; OUTRIGGER
501A 155 BOLT; OUTRIGGER
501A 155 BOLT; OUTRIGGER

Nut
Rivet
Rivet
Rivet
Rivet
Rivet
Rivet
Rivet
Rivet
Rivet
Rivet
Rivet
Liner plate
Liner plate
Liner plate
Liner plate
Liner plate
Nut
Nut
Nut
Nut
Nut
Nut
Boom
Boom
Boom
Boom
Boom
Boom
Boom
Bolt
Bolt
Bolt
Bolt



POWERSTAR

501A 155	BOLT; OUTRIGGER	Bolt
501A 155	BOLT; OUTRIGGER	Bolt
501A 173		Right internal reinforcing plate-rear side member segm
501A 173	STIFFENER; RR SPRING	Right internal reinforcing plate-rear side member segm
501A 173	STIFFENER; RR SPRING	Right internal reinforcing plate-rear side member segm
501A 190		Rivet
501A 190	RIVET; 1ST C/MBR	Rivet
501A 190	RIVET; 1ST C/MBR	Rivet
501A 190	RIVET; 1ST C/MBR	Rivet
501A 190	RIVET; 1ST C/MBR	Rivet
501A 190	RIVET; 1ST C/MBR	Rivet
501A 190	RIVET; 1ST C/MBR	Rivet
501A 190	RIVET; 1ST C/MBR	Rivet
501A 190	RIVET; 1ST C/MBR	Rivet
501A 201		Lower connecting plate-tail cross beam
501A 201	GUSSET; C/MBR	Lower connecting plate-tail cross beam
501A 255		WASHER
501A 255	WASHER; PL,BRKT	WASHER
501A 255	WASHER; PL,BRKT	WASHER
501A 255	WASHER; PL,BRKT	WASHER
501A 255	WASHER; PL,BRKT	WASHER
501A 255	WASHER; PL,BRKT	WASHER
501A 255	WASHER; PL,BRKT	WASHER
501A 263		WASHER
501A 263	WASHER; PL,SUB FRAME	WASHER
501A 263	WASHER; PL,SUB FRAME	WASHER
501A 268		WASHER
501A 268	WASHER; PL,OUTRIGGER	WASHER
501A 268	WASHER; PL,OUTRIGGER	WASHER
501A 268	WASHER; PL,OUTRIGGER	WASHER
501A 268	WASHER; PL,OUTRIGGER	WASHER
501A 281		WASHER
501A 281	WASHER; LEAF SPR STOPPER	WASHER



501A 495		Guide rail assembly
501A 495	GUIDE; COUPLER	Guide rail assembly
501A 496		Bolt
501A 496	BOLT; GUIDE	Bolt
501A 496	BOLT; GUIDE	Bolt
510A 001		Support assembly-cab installation
510A 001	BRACKET; CAB MTG	Support assembly-cab installation
510A 001	BRACKET; CAB MTG	Support assembly-cab installation
510A 009		Bolt
510A 009	BOLT	Bolt
510A 009	BOLT	Bolt
510A 011		WASHER
510A 011	WASHER; LK	WASHER
510A 019		Nut
510A 019	NUT	Nut
510A 021		Bolt
510A 021	STUD; BRKT,CAB TILT	Bolt
510A 023		Nut
510A 023	NUT; MTG BRKT	Nut
510A 023	NUT; MTG BRKT	Nut
510A 030		Bolt
510A 030	BOLT; CAB FRT FOOT	Bolt
510A 030	BOLT; CAB FRT FOOT	Bolt
510A 035		WASHER
510A 035	WASHER; PL,CAB MTG BRKT	WASHER
510A 035	WASHER; PL,CAB MTG BRKT	WASHER
510A 045		Nut
510A 045	NUT	Nut
510A 064		Buffer block
510A 064	RUBBER; CUSHION	Buffer block
510A 065		Damper assembly
510A 065	ABSORBER; SHOCK,CAB FRT SUSPENSION	Damper assembly



POWERSTAR

510A 069		Bolt
510A 069	BOLT; S/ABS,CAB FRT SUSPENSION	Bolt
510A 093		Bolt
510A 093	BOLT; PIN	Bolt
510A 093	BOLT; PIN	Bolt
510A 099		Bolt
510A 099	BOLT; BRKT	Bolt
510A 099	BOLT; BRKT	Bolt
510A 099	BOLT; BRKT	Bolt
510A 099	BOLT; BRKT	Bolt
510A 104		Support assembly-cab installation
510A 104	BRACKET; CAB FRAME,CAB FRT MTG	Support assembly-cab installation
510A 104	BRACKET; CAB FRAME,CAB FRT MTG	Support assembly-cab installation
510A 104	BRACKET; CAB FRAME,CAB FRT MTG	Support assembly-cab installation
510A 104	BRACKET; CAB FRAME,CAB FRT MTG	Support assembly-cab installation
510A 105		Bolt
510A 105	BOLT; BRKT TO CAB FRAME	Bolt
510A 105	BOLT; BRKT TO CAB FRAME	Bolt
510A 112		Boom assembly--cab tilting
510A 112	ARM ASM; LINK,CAB FRT SUSP	Boom assembly--cab tilting
510A 112	ARM ASM; LINK,CAB FRT SUSP	Boom assembly--cab tilting
510A 135		Nut
510A 135	NUT; PIN	Nut
510A 136		Bracket
510A 136	BRACKET; OIL CYL	Bracket
510A 137		WASHER
510A 137	WASHER; PL,BRKT	WASHER
510A 137	WASHER; PL,BRKT	WASHER
510A 140		Nut
510A 140	NUT; BRKT	Nut
510A 141		Bolt
510A 141	BOLT; BRKT	Bolt




510A 141 BOLT; BRKT	Bolt
510A 141 BOLT; BRKT	Bolt
510A 141 BOLT; BRKT	Bolt
510A 144	Air spring assembly
510A 144 SPRING; COIL,CAB FRT SUSPENSION	Air spring assembly
510A 144 SPRING; COIL,CAB FRT SUSPENSION	Air spring assembly
510A 145	Damping rubber
510A 145 RUBBER; CUSHION,CAB FRT SUSPENSION	Damping rubber
510A 146	Rubber seal
510A 146 SEAT; SPRING,CAB FRT SUSPENSION	Rubber seal
510A 173	Support assembly
510A 173 MEMBER; CAB MTG RR	Support assembly
510A 173 MEMBER; CAB MTG RR	Support assembly
510A 173 MEMBER; CAB MTG RR	Support assembly
510A 173 MEMBER; CAB MTG RR	Support assembly
510A 174	Boom--post-body installation
510A 174 OUTRIGGER	Boom--post-body installation
510A 174 OUTRIGGER	Boom--post-body installation
510A 174 OUTRIGGER	Boom--post-body installation
510A 174 OUTRIGGER	Boom--post-body installation
510A 174 OUTRIGGER	Boom--post-body installation
510A 174 OUTRIGGER	Boom--post-body installation
510A 175	Bolt
510A 175 BOLT; MEMBER TO FRAME	Bolt
510A 175 BOLT; MEMBER TO FRAME	Bolt
510A 175 BOLT; MEMBER TO FRAME	Bolt
510A 178	WASHER
510A 178 WASHER; LK,MEMBER	WASHER
510A 188	Bolt
510A 188 BOLT; OUTRIGGER	Bolt
510A 192	Nut
510A 192 NUT; BRKT FIX	Nut



510A 192	NUT; BRKT FIX	Nut
510A 192	NUT; BRKT FIX	Nut
510A 199		Support assembly-cab installation
510A 199	BRACKET; CAB RR MTG	Support assembly-cab installation
510A 199	BRACKET; CAB RR MTG	Support assembly-cab installation
510A 201		Damper assembly
510A 201	ABSORBER ASM; SHOCK,RR MTG	Damper assembly
510A 202		Damper nut
510A 202	NUT; S/ABS	Damper nut
510A 202	NUT; S/ABS	Damper nut
510A 203		Rubber damping washer
510A 203	WASHER; RUBBER,SHOCK	Rubber damping washer
510A 203	WASHER; RUBBER,SHOCK	Rubber damping washer
510A 204		Rubber damping pad
510A 204	RUBBER; CUSHION,SHOCK	Rubber damping pad
510A 205		Rubber damping washer
510A 205	WASHER; RUBBER,SHOCK	Rubber damping washer
510A 211		Rubber pad
510A 211	RUBBER; CUSHION,S/ABS	Rubber pad
510A 211	RUBBER; CUSHION,S/ABS	Rubber pad
510A 212		Spiral spring
510A 212	SPRING; COIL	Spiral spring
510A 220		Guide tube – air spring
510A 220	GUIDE; SPR	Guide tube – air spring
510A 237		Connecting rod assembly
510A 237	ROD ASM; LATERAL	Connecting rod assembly
510A 237	ROD ASM; LATERAL	Connecting rod assembly
510A 237	ROD ASM; LATERAL	Connecting rod assembly
510A 244		Nut
510A 244	NUT; LATERAL ROD	Nut
510A 244	NUT; LATERAL ROD	Nut
510A 261		Connecting rod



510A 261	ROD; LINK	Connecting rod
510A 261	ROD; LINK	Connecting rod
510A 274		Locking device
510A 274	PIN	Locking device
510A 279		Bolt
510A 279	BOLT	Bolt
510A 279	BOLT	Bolt
510A 279	BOLT	Bolt
510A 279	BOLT	Bolt
510A 279	BOLT	Bolt
510A 292		Connector
510A 292	CONNECTOR; CAB SUSPENSION	Connector
510A 292	CONNECTOR; CAB SUSPENSION	Connector
510A 296		Locking device – upper part
510A 296	STOPPER; UPR	Locking device – upper part
510A 301		Assembly bolt
510A 301	PIN; LATERAL ROD	Assembly bolt
510A 310		Nut
510A 310	NUT; CUSHION	Nut
510A 325		Bolt
510A 325	BOLT; GUIDE NUT	Bolt
510A 325	BOLT; GUIDE NUT	Bolt
510A 333		Air spring assembly
510A 333	SPRING	Air spring assembly
510A 345		Cover-cab installation support
510A 345	CAP; CAB	Cover-cab installation support
510A 353		Bracket
510A 353	BRACKET	Bracket
510A 353	BRACKET	Bracket
510A 353	BRACKET	Bracket
510A 353	BRACKET	Bracket
510A 410		Reinforcing plate assembly -- tilting device



POWERSTAR

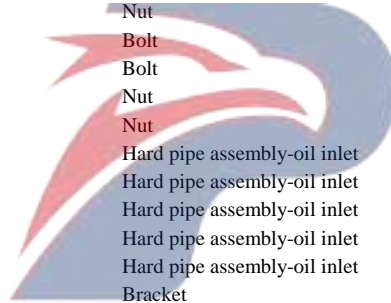
510A 410 REINFORCEMENT; CAB TILT
510A 410 REINFORCEMENT; CAB TILT
510A 411
510A 411 BOLT; REINFORCEMENT
510A 411 BOLT; REINFORCEMENT
510A 418
510A 418 WASHER; PL,PIN
510A 425
510A 425 PIPE ASM; AIR
510A 425 PIPE ASM; AIR
510A 425 PIPE ASM; AIR
510A 426
510A 426 CLIP
510A 427
510A 427 TUBE
510A 451
510A 451 JOINT; BALL
510A 451 JOINT; BALL
510A 451 JOINT; BALL
510A 451 JOINT; BALL
510A 452
510A 452 NUT; BALL JOINT
510A 452 NUT; BALL JOINT
510A 452 NUT; BALL JOINT
510A 452 NUT; BALL JOINT
510A 520
510A 520 ADAPTER
510A 520 ADAPTER
510A 520 ADAPTER
510A 520 ADAPTER
510A 536
510A 536 WASHER; SIDE

Reinforcing plate assembly -- tilting device
Reinforcing plate assembly -- tilting device
Bolt
Bolt
Bolt
WASHER
WASHER
Air pipe assembly
Air pipe assembly
Air pipe assembly
Air pipe assembly
Clip
Clip
Nylon hose
Nylon hose
Ball head
Ball head
Ball head
Ball head
Ball head
Nut
Nut
Nut
Nut
Nut
Connector
Connector
Connector
Connector
Connector
WASHER; SIDE
WASHER; SIDE



510A 538
 510A 538 VALVE ASM; LEVELING
 510A 545
 510A 545 GUIDE
 510A 546
 510A 546 SCREW
 515A 021
 515A 021 NUT
 515A 021 NUT
 515A 030
 515A 030 BOLT; BRKT FIX
 515A 035
 515A 035 NUT; BRKT
 515A 058
 515A 058 PIPE; OIL,POWER UNIT
 515A 058 PIPE; OIL,POWER UNIT
 515A 058 PIPE; OIL,POWER UNIT
 515A 058 PIPE; OIL,POWER UNIT
 515A 059
 515A 059 BRACKET; CLIP
 515A 059 BRACKET; CLIP
 515A 059 BRACKET; CLIP
 515A 059 BRACKET; CLIP
 515A 059 BRACKET; CLIP
 515A 059 BRACKET; CLIP
 515A 059 BRACKET; CLIP
 515A 062
 515A 062 CLIP; OIL PIPE
 515A 062 CLIP; OIL PIPE
 515A 063
 515A 063 BOLT; CLIP
 515A 064
 515A 064 NUT; CLIP

Valve-cab height adjustment
 Valve-cab height adjustment
 Stop block
 Stop block
 Screw
 Screw
 Nut
 Nut
 Nut
 Bolt
 Bolt
 Nut
 Nut
 Hard pipe assembly-oil inlet
 Hard pipe assembly-oil inlet
 Hard pipe assembly-oil inlet
 Hard pipe assembly-oil inlet
 Hard pipe assembly-oil inlet
 Bracket
 Bracket
 Bracket
 Bracket
 Bracket
 Bracket
 Bracket
 Bracket
 Bracket
 Clip
 Clip
 Clip
 Bolt
 Bolt
 Nut
 Nut



POWERSTAR

515A 065		Connector
515A 065	UNION; OIL PIPE	Connector
515A 068		Bracket
515A 068	BRACKET; UNION	Bracket
515A 069		Bolt
515A 069	BOLT; BRKT	Bolt
515A 097		NUT; CAB STAY PIN
515A 097	NUT; CAB STAY PIN	NUT; CAB STAY PIN
515A 105		Bolt
515A 105	BOLT; CAB STAY	Bolt
515A 125		Rubber cover
515A 125	GRIP; HAND LEVER,CAB LOCK	Rubber cover
515A 133		Control lever assembly
515A 133	LOCK ASM; CAB	Control lever assembly
515A 133	LOCK ASM; CAB	Control lever assembly
515A 133	LOCK ASM; CAB	Control lever assembly
515A 133	LOCK ASM; CAB	Control lever assembly
515A 136		Bolt
515A 136	BOLT; CAB LK	Bolt
515A 136	BOLT; CAB LK	Bolt
515A 141		Snap pin
515A 141	PIN; SNAP,CAB LOCK ROD	Snap pin
515A 141	PIN; SNAP,CAB LOCK ROD	Snap pin
515A 142		Connection rod between hooks
515A 142	ROD; HOOK TO HOOK	Connection rod between hooks
515A 142	ROD; HOOK TO HOOK	Connection rod between hooks
515A 142	ROD; HOOK TO HOOK	Connection rod between hooks
515A 172		Hose assembly
515A 172	HOSE; FLEX,OIL TILT	Hose assembly
515A 172	HOSE; FLEX,OIL TILT	Hose assembly
515A 176		Nut
515A 176	NUT; UNION	Nut



515A 177
515A 177 WASHER; LK,UNION
515A 223
515A 223 WASHER; PL,SAFETY LK
515A 223 WASHER; PL,SAFETY LK
515A 241
515A 241 BRACKET; POWER CYL UPR,CAB TILT
515A 242
515A 242 BOLT; POWER CYL BRKT,CAB TILT
515A 242 BOLT; POWER CYL BRKT,CAB TILT
515A 273
515A 273 WASHER; PL,OIL CYL
515A 335
515A 335 WASHER; CAB LOCK ROD
515A 335 WASHER; CAB LOCK ROD
515A 336
515A 336 SWITCH; CAB LOCK
515A 339
515A 339 SEAL; TILT HANDLE
515A 340
515A 340 SEAL; HOLE
515A 342
515A 342 BUSHING; LEVER,CAB LOCK
516A 001
516A 001 PUMP; OIL,CAB TILT
516A 003
516A 003 PISTON; MANUAL
516A 004
516A 004 BRACKET; OIL PUMP
516A 006
516A 006 RING; SNAP
516A 007

Spring washer
Spring washer
WASHER
WASHER
WASHER
Bracket
Bracket
Bolt
Bolt
Bolt
Spring washer
Spring washer
WASHER
WASHER
WASHER
Switch-cab tilting lock
Switch-cab tilting lock
Sealing cover piece
Sealing cover piece
Sealing cover piece
Sealing cover piece
Bushing
Bushing
Cab tilting pump assembly
Cab tilting pump assembly
PISTON; MANUAL
PISTON; MANUAL
BRACKET; OIL PUMP
BRACKET; OIL PUMP
RING; SNAP
RING; SNAP
SOCKET; OIL PUMP



516A 007 SOCKET; OIL PUMP
516A 008
516A 008 LINK; OIL PUMP
516A 008 LINK; OIL PUMP
516A 009
516A 009 PIN; OIL PUMP
516A 009 PIN; OIL PUMP
516A 009 PIN; OIL PUMP
516A 010
516A 010 WASHER; OIL PUMP
516A 010 WASHER; OIL PUMP
516A 010 WASHER; OIL PUMP
516A 011
516A 011 PIN; SPLIT,OIL PUMP
516A 011 PIN; SPLIT,OIL PUMP
516A 014
516A 014 RESERVOIR; OIL PUMP
516A 015
516A 015 BOLT; RESERVOIR
516A 015 BOLT; RESERVOIR
516A 020
516A 020 FILTER; OIL PUMP
516A 021
516A 021 CONNECTOR; OIL PUMP
516A 022
516A 022 MOTOR; OIL PUMP
516A 023
516A 023 WASHER; MOTOR
516A 023 WASHER; MOTOR
516A 024
516A 024 RING; SNAP,MOTOR
516A 026

SOCKET; OIL PUMP
Drag link assembly-tilting cylinder
Drag link assembly-tilting cylinder
Drag link assembly-tilting cylinder
Pin
Pin
Pin
Pin
WASHER
WASHER
WASHER
WASHER
PIN; SPLIT,OIL PUMP
PIN; SPLIT,OIL PUMP
PIN; SPLIT,OIL PUMP
RESERVOIR; OIL PUMP
RESERVOIR; OIL PUMP
BOLT; RESERVOIR
BOLT; RESERVOIR
BOLT; RESERVOIR
FILTER; OIL PUMP
FILTER; OIL PUMP
CONNECTOR; OIL PUMP
CONNECTOR; OIL PUMP
MOTOR; OIL PUMP
MOTOR; OIL PUMP
WASHER; MOTOR
WASHER; MOTOR
WASHER; MOTOR
RING; SNAP,MOTOR
RING; SNAP,MOTOR
PIN; SPR,OIL PUMP



516A 026 PIN; SPR,OIL PUMP
516A 027
516A 027 COVER; OIL PUMP
516A 032
516A 032 VALVE; OIL PUMP
516A 039
516A 039 LEVER; OIL PUMP
516A 041
516A 041 PIN; SPR,LEVER
516A 043
516A 043 BOLT; LEVER
516A 044
516A 044 BOLT; MOTOR
516A 045
516A 045 BOLT; COVER
516A 045 BOLT; COVER
516A 045 BOLT; COVER
516A 045 BOLT; COVER
516A 050
516A 050 BOLT; OIL PUMP
516A 060
516A 060 BEARING; OIL PUMP
516A 062
516A 062 NUT; COVER
516A 063
516A 063 GROMMET
516A 064
516A 064 SLEEVE; OIL PUMP
516A 065
516A 065 RING; SNAP,SLEEVE
516A 068
516A 068 PLUG; FILLER

PIN; SPR,OIL PUMP
COVER; OIL PUMP
COVER; OIL PUMP
VALVE; OIL PUMP
VALVE; OIL PUMP
LEVER; OIL PUMP
LEVER; OIL PUMP
PIN; SPR,LEVER
PIN; SPR,LEVER
BOLT; LEVER
BOLT; LEVER
BOLT; MOTOR
BOLT; MOTOR
Bolt
Bolt
Bolt
Bolt
Bolt
Bolt
Bolt
BEARING; OIL PUMP
BEARING; OIL PUMP
Nut
Nut
Bushing
Bushing
SLEEVE; OIL PUMP
SLEEVE; OIL PUMP
RING; SNAP,SLEEVE
RING; SNAP,SLEEVE
PLUG; FILLER
PLUG; FILLER



POWER STAR

516A 069
516A 069 GASKET; FILLER PLUG
516A 071
516A 071 NUT; PUSH
517A 001
517A 001 CYLINDER; OIL,CAB TILT
517A 004
517A 004 BUSHING; OIL CYL
517A 006
517A 006 PISTON; OIL CYL
517A 006 PISTON; OIL CYL
517A 008
517A 008 FILTER; OIL CYL
517A 010
517A 010 WASHER; OIL CYL
517A 015
517A 015 SPRING; PILOT PISTON
517A 019
517A 019 NIPPLE; OIL CYL
517A 019 NIPPLE; OIL CYL
517A 024
517A 024 COLLAR; LEVER
517A 028
517A 028 LEVER; OIL CYL
517A 031
517A 031 PIN; OIL CYL
517A 032
517A 032 PIN; SPRIT,OIL CYL
517A 033
517A 033 COVER; CYL
517A 034
517A 034 STOPPER; OIL CYL

GASKET; FILLER PLUG
GASKET; FILLER PLUG
Nut
Nut
Oil cylinder--tilting mechanism
Oil cylinder--tilting mechanism
BUSHING; OIL CYL
BUSHING; OIL CYL
PISTON; OIL CYL
PISTON; OIL CYL
PISTON; OIL CYL
FILTER; OIL CYL
FILTER; OIL CYL
WASHER; OIL CYL
WASHER; OIL CYL
SPRING; PILOT PISTON
SPRING; PILOT PISTON
NIPPLE; OIL CYL
NIPPLE; OIL CYL
NIPPLE; OIL CYL
COLLAR; LEVER
COLLAR; LEVER
LEVER; OIL CYL
LEVER; OIL CYL
PIN; OIL CYL
PIN; OIL CYL
PIN; SPRIT,OIL CYL
PIN; SPRIT,OIL CYL
COVER; CYL
COVER; CYL
STOPPER; OIL CYL
STOPPER; OIL CYL



517A 037
517A 037 LEVER; STOPPER
517A 038
517A 038 PIN; STOPPER
517A 040
517A 040 WASHER; STOPPER PIN
517A 041
517A 041 PIN; SPLIT
517A 042
517A 042 SPRING; LOCK LEVER
517A 043
517A 043 PLATE; SW
517A 044
517A 044 BOLT; SW PLATE
517A 045
517A 045 GASKET; OIL CYL
517A 047
517A 047 PLATE; THRUST,OIL CYL
517A 048
517A 048 SCREW; OIL CYL
517A 050
517A 050 BRACKET; CUSHION
517A 051
517A 051 CUSHION; PIPE
517A 052
517A 052 BOLT; BRACKET
520A 019
520A 019 STAY; BATTERY
520A 026
520A 026 NUT; BRKT
520A 029
520A 029 BOLT; BRKT TO FRAME

LEVER; STOPPER
LEVER; STOPPER
PIN; STOPPER
PIN; STOPPER
WASHER; STOPPER PIN
WASHER; STOPPER PIN
PIN; SPLIT
PIN; SPLIT
SPRING; LOCK LEVER
SPRING; LOCK LEVER
PLATE; SW
PLATE; SW
BOLT; SW PLATE
BOLT; SW PLATE
GASKET; OIL CYL
GASKET; OIL CYL
PLATE; THRUST,OIL CYL
PLATE; THRUST,OIL CYL
SCREW; OIL CYL
SCREW; OIL CYL
BRACKET; CUSHION
BRACKET; CUSHION
CUSHION; PIPE
CUSHION; PIPE
BOLT; BRACKET
BOLT; BRACKET
Support
Support
Nut
Nut
Bolt
Bolt



520A 030		Front retaining plate
520A 030	PLATE; BATTERY	Front retaining plate
520A 031		Nut
520A 031	NUT; PLATE	Nut
520A 033		Bolt
520A 033	BOLT; PLATE TO BRKT	Bolt
520A 035		Spring washer
520A 035	WASHER; PL,BATTERY CARRIER	Spring washer
520A 037		Bracket
520A 037	BRACKET; BATTERY	Bracket
520A 043		WASHER
520A 043	WASHER; PL,CLAMP	WASHER
520A 044		Gasket
520A 044	SPACER; BATTERY	Gasket
520A 045		Bolt
520A 045	ROD; TENSION,BATTERY	Bolt
520A 051		Battery cover
520A 051	COVER; BATTERY	Battery cover
520A 080		Bolt
520A 080	BOLT; BATTERY	Bolt
520A 081		Nut
520A 081	NUT; BATTERY	Nut
530A 023		Bolt
530A 023	BOLT; BRKT,SPARE TIRE	Bolt
530A 028		Spring washer
530A 028	WASHER; LK,SPARE TIRE	Spring washer
530A 028	WASHER; LK,SPARE TIRE	Spring washer
530A 029		WASHER
530A 029	WASHER; PL,BRKT,HANGER	WASHER
530A 030		Nut
530A 030	NUT; SPARE TIRE	Nut
530A 030	NUT; SPARE TIRE	Nut



POWERSTAR

530A 031		Spare tire buckle plate
530A 031	SPACER; HANGER BRKT	Spare tire buckle plate
530A 170		Screw rod
530A 170	STUD; BRKT TO FRAME	Screw rod
601A 001		Front bumper assembly
601A 001	BUMPER ASM; FRT	Front bumper assembly
601A 002		Front bumper subassembly
601A 002	BUMPER; FRT,CENTER	Front bumper subassembly
601A 003		Front bumper-upper
601A 003	BUMPER; FRT,SIDE	Front bumper-upper
601A 003	BUMPER; FRT,SIDE	Front bumper-upper
601A 007		Screw
601A 007	SCREW; FRT BUMPER	Screw
601A 007	SCREW; FRT BUMPER	Screw
601A 007	SCREW; FRT BUMPER	Screw
601A 021		Washer nut
601A 021	GROMMET; SCREW,BUMPER PROTECTOR	Washer nut
601A 027		Bolt
601A 027	BOLT; BUMPER TO BACK BAR	Bolt
601A 030		Bracket
601A 030	BRACKET; FRT BUMPER	Bracket
601A 030	BRACKET; FRT BUMPER	Bracket
601A 030	BRACKET; FRT BUMPER	Bracket
601A 030	BRACKET; FRT BUMPER	Bracket
601A 032		Bolt
601A 032	BOLT; BRKT,BUMPER	Bolt
601A 032	BOLT; BRKT,BUMPER	Bolt
601A 034		Nut
601A 034	NUT; BRKT,BUMPER	Nut
601A 042		Bolt
601A 042	BOLT; BUMPER	Bolt
601A 042	BOLT; BUMPER	Bolt



601A 042	BOLT; BUMPER	Bolt
601A 042	BOLT; BUMPER	Bolt
601A 045		Lower support assembly-front headlight installation
601A 045	BRACKET; BRKT TO BUMPER	Lower support assembly-front headlight installation
601A 045	BRACKET; BRKT TO BUMPER	Lower support assembly-front headlight installation
601A 045	BRACKET; BRKT TO BUMPER	Lower support assembly-front headlight installation
601A 084		Trailing hook assembly
601A 084	HOOK	Trailing hook assembly
601A 084	HOOK	Trailing hook assembly
601A 101		Pedal assembly
601A 101	STEP; BUMPER	Pedal assembly
601A 101	STEP; BUMPER	Pedal assembly
601A 101	STEP; BUMPER	Pedal assembly
601A 101	STEP; BUMPER	Pedal assembly
601A 101	STEP; BUMPER	Pedal assembly
601A 101	STEP; BUMPER	Pedal assembly
601A 101	STEP; BUMPER	Pedal assembly
601A 125		Clamp nail
601A 125	CLIP; STEP	Clamp nail
601A 125	CLIP; STEP	Clamp nail
601A 138		Bolt
601A 138	BOLT; BRKT FIX	Bolt
601A 139		Nut
601A 139	NUT; BRKT FIX	Nut
601A 139	NUT; BRKT FIX	Nut
601A 140		WASHER
601A 140	WASHER; LK,BRKT	WASHER
601A 140	WASHER; LK,BRKT	WASHER
601A 228		Bolt
601A 228	BOLT; BRKT	Bolt
601A 228	BOLT; BRKT	Bolt
601A 229		Fixing nail
601A 229	GROMMET	Fixing nail



POWERSTAR

601A 229	GROMMET	Fixing nail
601A 254		Nut
601A 254	NUT; STEP	Nut
601A 303		Hook-trailing hook
601A 303	PIN; FRT HOOK	Hook-trailing hook
601A 303	PIN; FRT HOOK	Hook-trailing hook
601A 312		Nut
601A 312	NUT; BRKT	Nut
601A 312	NUT; BRKT	Nut
601A 321		Nut
601A 321	COVER; BUMPER FRT SIDE	END COVER
601A 321	COVER; BUMPER FRT SIDE	END COVER
601A 321	COVER; BUMPER FRT SIDE	END COVER
601A 607		Bracket
601A 607	BRACKET	Bracket
601A 607	BRACKET	Bracket
601A 607	BRACKET	Bracket
601A 607	BRACKET	Bracket
601A 607	BRACKET	Bracket
601A 633		Fixing nail
601A 633	CLIP; BUMPER	Fixing nail
601A 633	CLIP; BUMPER	Fixing nail
601A 666		Guard rod
601A 666	PROTECTOR; UNDER	Guard rod
601A 678		Nut
601A 678	NUT; BUMPER TO BACK BAR	Nut
601A 682		Frame assembly-headlight
601A 682	BEZEL; BUMPER	Frame assembly-headlight
601A 682	BEZEL; BUMPER	Frame assembly-headlight
601A 683		Fixing nail
601A 683	CLIP; BEZEL,BUMPER	Fixing nail
601A 683	CLIP; BEZEL,BUMPER	Fixing nail
601A 688		Front bumper-upper
601A 688	BUMPER; FRT UPPER	Front bumper-upper



POWERSTAR

601A 688	BUMPER; FRT UPPER	Front bumper-upper
601A 690		Protection assembly
601A 690	PROTECTOR; P/S UNIT	Protection assembly
601A 691		Bracket
601A 691	BRACKET; P/S UNIT PROTECTOR	Bracket
601A 692		Clogging
601A 692	PLUG	Clogging
603A 001		Grille assembly
603A 001	GRILLE; RAD	Grille assembly
603A 001	GRILLE; RAD	Grille assembly
603A 001	GRILLE; RAD	Grille assembly
603A 001	GRILLE; RAD	Grille assembly
603A 001	GRILLE; RAD	Grille assembly
603A 009		Screw
603A 009	SCREW; RAD GRILLE	Screw
603A 009	SCREW; RAD GRILLE	Screw
603A 011		Clip
603A 011	CLIP; RAD GRILLE	Clip
603A 011	CLIP; RAD GRILLE	Clip
603A 011	CLIP; RAD GRILLE	Clip
603A 040		Fixing nail
603A 040	CLIP; RAD GRILLE	Fixing nail
603A 040	CLIP; RAD GRILLE	Fixing nail
603A 197		Fixing nail-front fender cover
603A 197	FASTENER; GRILLE	Fixing nail-front fender cover
603A 198		Cover assembly-tow hook
603A 198	COVER; HOOK	Cover assembly-tow hook
603A 198	COVER; HOOK	Cover assembly-tow hook
605A 001		Front panel assembly
605A 001	PANEL ASM; FRT	Front panel assembly
605A 001	PANEL ASM; FRT	Front panel assembly
605A 014		Left wheel brow




POWERSTAR

605A 014	FENDER; FRT	Left wheel brow
605A 014	FENDER; FRT	Left wheel brow
605A 014	FENDER; FRT	Left wheel brow
605A 014	FENDER; FRT	Left wheel brow
605A 014	FENDER; FRT	Left wheel brow
605A 014	FENDER; FRT	Left wheel brow
605A 014	FENDER; FRT	Left wheel brow
605A 014	FENDER; FRT	Left wheel brow
605A 015		Screw
605A 015	BOLT; FENDER	Screw
605A 015	BOLT; FENDER	Screw
605A 015	BOLT; FENDER	Screw
605A 015	BOLT; FENDER	Screw
605A 015	BOLT; FENDER	Screw
605A 016		Left angle plate assembly
605A 016	PANEL; FRONT,SIDE	Left angle plate assembly
605A 016	PANEL; FRONT,SIDE	Left angle plate assembly
605A 018		Sealing strip--front and upper
605A 018	SEAL; A-POST UPR,FRT SIDE PANEL	Sealing strip--front and upper
605A 018	SEAL; A-POST UPR,FRT SIDE PANEL	Sealing strip--front and upper
605A 018	SEAL; A-POST UPR,FRT SIDE PANEL	Sealing strip--front and upper
605A 018	SEAL; A-POST UPR,FRT SIDE PANEL	Sealing strip--front and upper
605A 019		Sealing strip-outside of left angle plate
605A 019	SEAL; FRT SIDE PANEL	Sealing strip-outside of left angle plate
605A 019	SEAL; FRT SIDE PANEL	Sealing strip-outside of left angle plate
605A 019	SEAL; FRT SIDE PANEL	Sealing strip-outside of left angle plate
605A 019	SEAL; FRT SIDE PANEL	Sealing strip-outside of left angle plate
605A 020		Fixing clamp
605A 020	CLIP; FRT PANEL SIDE	Fixing clamp
605A 020	CLIP; FRT PANEL SIDE	Fixing clamp
605A 020	CLIP; FRT PANEL SIDE	Fixing clamp
605A 020	CLIP; FRT PANEL SIDE	Fixing clamp



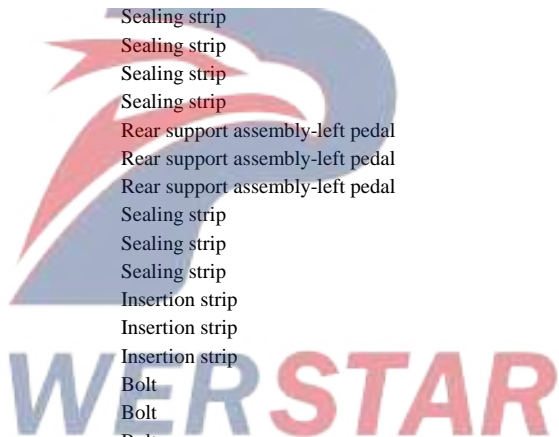
605A 022		Screw
605A 022	SCREW; FRT PANEL SIDE	Screw
605A 022	SCREW; FRT PANEL SIDE	Screw
605A 022	SCREW; FRT PANEL SIDE	Screw
605A 040		Support assembly
605A 040	PLUG; FRT PANEL	Support assembly
605A 059		Snap
605A 059	GROMMET; SCREW	Snap
605A 059	GROMMET; SCREW	Snap
605A 078		Bracket
605A 078	BRACKET; FENDER	Bracket
605A 078	BRACKET; FENDER	Bracket
605A 078	BRACKET; FENDER	Bracket
605A 078	BRACKET; FENDER	Bracket
605A 078	BRACKET; FENDER	Bracket
605A 078	BRACKET; FENDER	Bracket
605A 078	BRACKET; FENDER	Bracket
605A 078	BRACKET; FENDER	Bracket
605A 078	BRACKET; FENDER	Bracket
605A 117		Screw
605A 117	SCREW; COVER	Screw
605A 121		Washer nut
605A 121	GROMMET; FENDER	Washer nut
605A 121	GROMMET; FENDER	Washer nut
605A 175		Bolt
605A 175	BOLT; RR STRUT BRKT	Bolt
605A 175	BOLT; RR STRUT BRKT	Bolt
605A 181		Strut rod-front panel
605A 181	SUPPORT ASM; DOOR CHECK,FRT	Strut rod-front panel
605A 198		Nut
605A 198	NUT; PANEL	Nut
605A 198	NUT; PANEL	Nut



605A 226		Left wheel brow inner plate assembly
605A 226	PROTECTOR; FRT	Left wheel brow inner plate assembly
605A 226	PROTECTOR; FRT	Left wheel brow inner plate assembly
605A 257		Bolt
605A 257	BOLT; BRKT	Bolt
605A 257	BOLT; BRKT	Bolt
605A 257	BOLT; BRKT	Bolt
605A 257	BOLT; BRKT	Bolt
605A 257	BOLT; BRKT	Bolt
605A 258		Nut
605A 258	NUT; BRKT	Nut
605A 293		Left angle plate support assembly
605A 293	BRACKET; PANEL	Left angle plate support assembly
605A 293	BRACKET; PANEL	Left angle plate support assembly
605A 293	BRACKET; PANEL	Left angle plate support assembly
605A 293	BRACKET; PANEL	Left angle plate support assembly
605A 299		Left trim cover
605A 299	COVER; FRT PANEL SIDE	Left trim cover
605A 299	COVER; FRT PANEL SIDE	Left trim cover
605A 307		Fixing nail
605A 307	GROMMET; FRT PANEL	Fixing nail
605A 307	GROMMET; FRT PANEL	Fixing nail
605A 307	GROMMET; FRT PANEL	Fixing nail
605A 308		Lining plate assembly--flow diversion cover
605A 308	PLATE; FRT PANEL	Lining plate assembly--flow diversion cover
605A 384		Fixing nail
605A 384	CLIP; FENDER LWR	Fixing nail
605A 384	CLIP; FENDER LWR	Fixing nail
605A 384	CLIP; FENDER LWR	Fixing nail
605A 419		Bolt
605A 419	BOLT; STEP	Bolt
605A 423		Front support assembly-left pedal



605A 423	SUPPORT ASM; STEP	Front support assembly-left pedal
605A 423	SUPPORT ASM; STEP	Front support assembly-left pedal
605A 472		Screw
605A 472	SCREW; FENDER TO CAB	Screw
605A 472	SCREW; FENDER TO CAB	Screw
605A 486		WASHER
605A 486	WASHER; PL,PNL	WASHER
605A 494		Sealing strip
605A 494	FINISHER; FENDER	Sealing strip
605A 494	FINISHER; FENDER	Sealing strip
605A 494	FINISHER; FENDER	Sealing strip
605A 494	FINISHER; FENDER	Sealing strip
605A 517		Rear support assembly-left pedal
605A 517	SUPPORT; STEP PANEL	Rear support assembly-left pedal
605A 517	SUPPORT; STEP PANEL	Rear support assembly-left pedal
605A 525		Sealing strip
605A 525	SEAL; FENDER	Sealing strip
605A 525	SEAL; FENDER	Sealing strip
605A 526		Insertion strip
605A 526	FINISHER; FENDER	Insertion strip
605A 526	FINISHER; FENDER	Insertion strip
605A 532		Bolt
605A 532	BOLT; FRT PANEL	Bolt
605A 532	BOLT; FRT PANEL	Bolt
605A 532	BOLT; FRT PANEL	Bolt
605A 532	BOLT; FRT PANEL	Bolt
605A 533		Sealing strip--front panel
605A 533	SEAL; FRT PANEL	Sealing strip--front panel
605A 534		Fixing nail
605A 534	FASTENER	Fixing nail
605A 534	FASTENER	Fixing nail
605A 535		Left wheel brow outer plate assembly--front door



605A 535	FENDER; BLISTER	Left wheel brow outer plate assembly--front door
605A 535	FENDER; BLISTER	Left wheel brow outer plate assembly--front door
605A 540		Outer panel---front wall
605A 540	PANEL; FRONT, OUTER	Outer panel---front wall
605A 543		Support assembly-wiper
605A 543	CLOSING; FRT MTG RAIL	Support assembly-wiper
605A 545		Lower sealing strip assembly--front panel
605A 545	SEAL; FRT LID	Lower sealing strip assembly--front panel
605A 546		Plug cover--front plate
605A 546	PLUG; DUMMY HOLE	Plug cover--front plate
605A 547		Cushion pad
605A 547	RUBBER; CUSHION	Cushion pad
605A 547	RUBBER; CUSHION	Cushion pad
605A 548		Hitting block
605A 548	STRIKER; FRT LID PANEL	Hitting block
605A 548	STRIKER; FRT LID PANEL	Hitting block
605A 550		Lock assembly-front panel
605A 550	LOCK ASM; FRT LID	Lock assembly-front panel
605A 550	LOCK ASM; FRT LID	Lock assembly-front panel
605A 550	LOCK ASM; FRT LID	Lock assembly-front panel
605A 555		Cable assembly-front panel
605A 555	CABLE; FRT LID	Cable assembly-front panel
605A 556		Bolt
605A 556	BOLT; CABLE	Bolt
605A 557		Clip
605A 557	CLIP; CABLE	Clip
605A 558		Switch board assembly--front panel
605A 558	LEVER; FRT LID	Switch board assembly--front panel
605A 563		Bolt
605A 563	BOLT; DASH PANEL	Bolt
605A 573		Support assembly
605A 573	BRACKET; SUPPORT	Support assembly



605A 573	BRACKET; SUPPORT	Support assembly
605A 578		Wall plate – wiper motor
605A 578	COVER; WIPER MOTOR	Wall plate – wiper motor
605A 616		Nut
605A 616	NUT; FLANGE	Nut
605A 659		Fixing nail
605A 659	CLIP; FENDER	Fixing nail
605A 659	CLIP; FENDER	Fixing nail
605A 659	CLIP; FENDER	Fixing nail
605A 659	CLIP; FENDER	Fixing nail
605A 659	CLIP; FENDER	Fixing nail
605A 659	CLIP; FENDER	Fixing nail
605A 659	CLIP; FENDER	Fixing nail
605A 659	CLIP; FENDER	Fixing nail
605A 659	CLIP; FENDER	Fixing nail
605A 666		Fixing nail
605A 666	CLIP; BLISTER FENDER	Fixing nail
605A 666	CLIP; BLISTER FENDER	Fixing nail
605A 666	CLIP; BLISTER FENDER	Fixing nail
605A 666	CLIP; BLISTER FENDER	Fixing nail
605A 668		Support rod of front panel
605A 668	COVER; LEVER,FRT LID	Support rod of front panel
605A 688		Cover plate
605A 688	COVER; FRT LID	Cover plate
605A 688	COVER; FRT LID	Cover plate
605A 688	COVER; FRT LID	Cover plate
605A 689		Extension strap
605A 689	STRAP; HOOD	Extension strap
605A 690		Bolt
605A 690	BOLT; STRAP	Bolt
605A 691		Support assembly
605A 691	BRACKET; STRUT	Support assembly
605A 691	BRACKET; STRUT	Support assembly

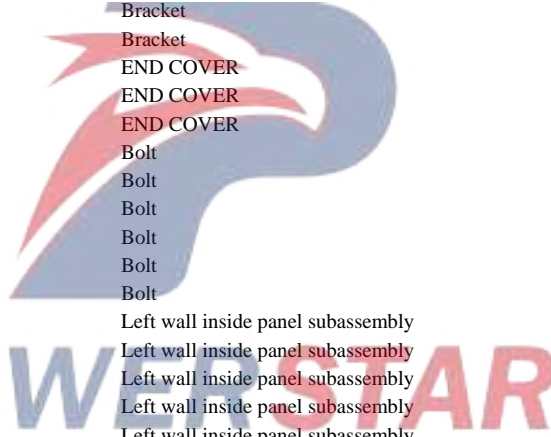


605A 692		Stop pin
605A 692	BUFFER	Stop pin
605A 693		Bolt
605A 693	STUD; BALL	Bolt
605A 694		Left wheel brow assembly
605A 694	PANEL; FENDER	Left wheel brow assembly
605A 694	PANEL; FENDER	Left wheel brow assembly
605A 694	PANEL; FENDER	Left wheel brow assembly
605A 694	PANEL; FENDER	Left wheel brow assembly
605A 694	PANEL; FENDER	Left wheel brow assembly
605A 694	PANEL; FENDER	Left wheel brow assembly
607A 001		Front windshield assembly
607A 001	GLASS; WINDSHIELD	Front windshield assembly
607A 003		Strip -- front windshield
607A 003	MOLDING; WINDSHIELD	Strip -- front windshield
607A 005		Strip -- front windshield, lower
607A 005	MOLDING; WINDSHIELD,LWR	Strip -- front windshield, lower
607A 010		Cushion block--front windshield glass
607A 010	SPACER; WINDSHIELD GLASS	Cushion block--front windshield glass
607A 018		Fixing block
607A 018	SEAL; WINDSHIELD	Fixing block
607A 018	SEAL; WINDSHIELD	Fixing block
620A 003		Left front post inside panel subassembly
620A 003	PANEL; CLOSING,FRT PILLAR	Left front post inside panel subassembly
620A 003	PANEL; CLOSING,FRT PILLAR	Left front post inside panel subassembly
620A 003	PANEL; CLOSING,FRT PILLAR	Left front post inside panel subassembly
620A 003	PANEL; CLOSING,FRT PILLAR	Left front post inside panel subassembly
620A 007		Left reinforcing plate assembly -- left door hinge
620A 007	REINFORCEMENT; HINGE	Left reinforcing plate assembly -- left door hinge
620A 007	REINFORCEMENT; HINGE	Left reinforcing plate assembly -- left door hinge
620A 007	REINFORCEMENT; HINGE	Left reinforcing plate assembly -- left door hinge
620A 007	REINFORCEMENT; HINGE	Left reinforcing plate assembly -- left door hinge



620A 009		Connecting plate assembly-side wall, upper and left
620A 009	MOLDING; DRIP,CAB SIDE	Connecting plate assembly-side wall, upper and left
620A 009	MOLDING; DRIP,CAB SIDE	Connecting plate assembly-side wall, upper and left
620A 009	MOLDING; DRIP,CAB SIDE	Connecting plate assembly-side wall, upper and left
620A 009	MOLDING; DRIP,CAB SIDE	Connecting plate assembly-side wall, upper and left
620A 014		Left wall upper edge beam (rear)
620A 014	PANEL; REINF,SIDE DRIP	Left wall upper edge beam (rear)
620A 014	PANEL; REINF,SIDE DRIP	Left wall upper edge beam (rear)
620A 015		Left wall upper edge beam (front)
620A 015	PANEL; CANT RAIL SIDE	Left wall upper edge beam (front)
620A 015	PANEL; CANT RAIL SIDE	Left wall upper edge beam (front)
620A 015	PANEL; CANT RAIL SIDE	Left wall upper edge beam (front)
620A 015	PANEL; CANT RAIL SIDE	Left wall upper edge beam (front)
620A 015	PANEL; CANT RAIL SIDE	Left wall upper edge beam (front)
620A 015	PANEL; CANT RAIL SIDE	Left wall upper edge beam (front)
620A 015	PANEL; CANT RAIL SIDE	Left wall upper edge beam (front)
620A 015	PANEL; CANT RAIL SIDE	Left wall upper edge beam (front)
620A 030		Left foot pedal assembly
620A 030	CLOSING; SIDE STEP	Left foot pedal assembly
620A 030	CLOSING; SIDE STEP	Left foot pedal assembly
620A 052		Inner panel assembly-side wall, rear
620A 052	PANEL; D-POST UPR	Inner panel assembly-side wall, rear
620A 052	PANEL; D-POST UPR	Inner panel assembly-side wall, rear
620A 100		Left side wall assembly
620A 100	PANEL ASM; BODY SIDE	Left side wall assembly
620A 100	PANEL ASM; BODY SIDE	Left side wall assembly
620A 100	PANEL ASM; BODY SIDE	Left side wall assembly
620A 100	PANEL ASM; BODY SIDE	Left side wall assembly
620A 103		Retaining plate
620A 103	PLATE; STEP	Retaining plate
620A 103	PLATE; STEP	Retaining plate
620A 103	PLATE; STEP	Retaining plate

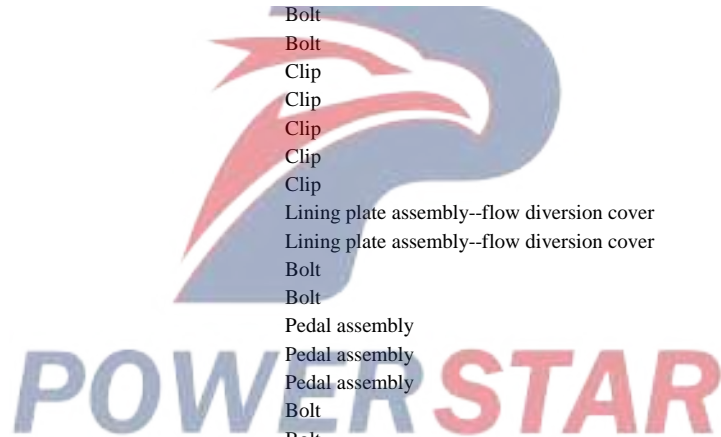
620A 103	PLATE; STEP	Retaining plate
620A 103	PLATE; STEP	Retaining plate
620A 103	PLATE; STEP	Retaining plate
620A 103	PLATE; STEP	Retaining plate
620A 103	PLATE; STEP	Retaining plate
620A 112		Bolt
620A 112	BOLT; 1ST STEP	Bolt
620A 116		Bracket
620A 116	STAY; 1ST STEP,FRT	Bracket
620A 116	STAY; 1ST STEP,FRT	Bracket
620A 138		END COVER
620A 138	FENDER; OVER	END COVER
620A 138	FENDER; OVER	END COVER
620A 161		Bolt
620A 161	BOLT; FIX	Bolt
620A 168		Bolt
620A 168	BOLT; BODY SIDE PANEL	Bolt
620A 168	BOLT; BODY SIDE PANEL	Bolt
620A 168	BOLT; BODY SIDE PANEL	Bolt
620A 246		Left wall inside panel subassembly
620A 246	PANEL; RR PILLAR,INNER	Left wall inside panel subassembly
620A 246	PANEL; RR PILLAR,INNER	Left wall inside panel subassembly
620A 246	PANEL; RR PILLAR,INNER	Left wall inside panel subassembly
620A 246	PANEL; RR PILLAR,INNER	Left wall inside panel subassembly
620A 279		Pedal assembly
620A 279	BOARD; STEP 1ST	Pedal assembly
620A 279	BOARD; STEP 1ST	Pedal assembly
620A 279	BOARD; STEP 1ST	Pedal assembly
620A 279	BOARD; STEP 1ST	Pedal assembly
620A 287		Bolt
620A 287	BOLT; BOARD STEP	Bolt
620A 287	BOLT; BOARD STEP	Bolt



620A 287	BOLT; BOARD STEP	Bolt
620A 288		Nut
620A 288	NUT; STEP	Nut
620A 288	NUT; STEP	Nut
620A 288	NUT; STEP	Nut
620A 288	NUT; STEP	Nut
620A 288	NUT; STEP	Nut
620A 304		Nut Clip
620A 304	NUT; SPIRE	Nut Clip
620A 304	NUT; SPIRE	Nut Clip
620A 364		WASHER
620A 364	WASHER; LK	WASHER
620A 364	WASHER; LK	WASHER
620A 371		Left reinforcing plate--shoulder belt of seat belt
620A 371	PATCH; SEAT BELT	Left reinforcing plate--shoulder belt of seat belt
620A 371	PATCH; SEAT BELT	Left reinforcing plate--shoulder belt of seat belt
620A 390		Support plate assembly-rocker arm and front arm plate
620A 390	REINFORCEMENT	Support plate assembly-rocker arm and front arm plate
620A 390	REINFORCEMENT	Support plate assembly-rocker arm and front arm plate
620A 401		Left reinforcing plate assembly--shoulder belt of seat b
620A 401	PATCH; CLOSING,FRT PILLAR	Left reinforcing plate assembly--shoulder belt of seat b
620A 401	PATCH; CLOSING,FRT PILLAR	Left reinforcing plate assembly--shoulder belt of seat b
620A 408		Angle support plate assembly -- left front post, lower
620A 408	GUSSET; PILLAR	Angle support plate assembly -- left front post, lower
620A 408	GUSSET; PILLAR	Angle support plate assembly -- left front post, lower
620A 408	GUSSET; PILLAR	Angle support plate assembly -- left front post, lower
620A 408	GUSSET; PILLAR	Angle support plate assembly -- left front post, lower
620A 428		Reinforcing plate assembly -- left door hitting block
620A 428	REINFORCEMENT; DOOR STRIKER	Reinforcing plate assembly -- left door hitting block
620A 428	REINFORCEMENT; DOOR STRIKER	Reinforcing plate assembly -- left door hitting block
620A 428	REINFORCEMENT; DOOR STRIKER	Reinforcing plate assembly -- left door hitting block
620A 428	REINFORCEMENT; DOOR STRIKER	Reinforcing plate assembly -- left door hitting block

620A 433
 620A 433 NUT; HEADER SHELF
 620A 433 NUT; HEADER SHELF
 620A 434
 620A 434 PATCH; ASSIST GRIP
 620A 434 PATCH; ASSIST GRIP
 620A 434 PATCH; ASSIST GRIP
 620A 434 PATCH; ASSIST GRIP
 620A 434 PATCH; ASSIST GRIP
 620A 435
 620A 435 BOLT; RR STEP
 620A 441
 620A 441 CLIP
 620A 441 CLIP
 620A 441 CLIP
 620A 441 CLIP
 620A 441 CLIP
 620A 442
 620A 442 PATCH
 620A 444
 620A 444 BOLT; CLOSING
 620A 504
 620A 504 STEP
 620A 504 STEP
 620A 549
 620A 549 BOLT; STAY
 620A 549 BOLT; STAY
 620A 549 BOLT; STAY
 620A 549 BOLT; STAY
 620A 549 BOLT; STAY
 620A 549 BOLT; STAY
 620A 549 BOLT; STAY
 620A 649
 620A 649 NUT; POP
 620A 649 NUT; POP

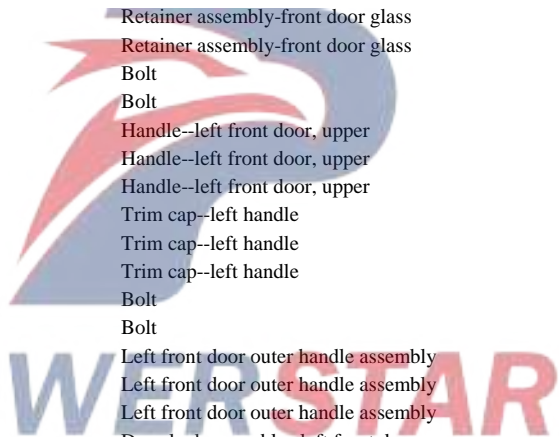
Welded nut
 Welded nut
 Welded nut
 Left reinforcing place assembly--left auxiliary handle
 Left reinforcing place assembly--left auxiliary handle
 Left reinforcing place assembly--left auxiliary handle
 Left reinforcing place assembly--left auxiliary handle
 Left reinforcing place assembly--left auxiliary handle
 Bolt
 Bolt
 Clip
 Clip
 Clip
 Clip
 Clip
 Lining plate assembly--flow diversion cover
 Lining plate assembly--flow diversion cover
 Bolt
 Bolt
 Pedal assembly
 Pedal assembly
 Pedal assembly
 Bolt
 Bolt
 Bolt
 Bolt
 Bolt
 Bolt
 Bolt
 Bolt
 Antenna seat
 Antenna seat
 Antenna seat



620A 657		Reflector
620A 657	REFLECTOR; REFLEX	Reflector
620A 657	REFLECTOR; REFLEX	Reflector
620A 663		Support assembly
620A 663	BRACKET; AIR	Support assembly
620A 663	BRACKET; AIR	Support assembly
620A 665		Reinforcing plate assembly -- front post
620A 665	REINFORCEMENT; GRIP,ASSIST	Reinforcing plate assembly -- front post
620A 665	REINFORCEMENT; GRIP,ASSIST	Reinforcing plate assembly -- front post
620A 665	REINFORCEMENT; GRIP,ASSIST	Reinforcing plate assembly -- front post
620A 665	REINFORCEMENT; GRIP,ASSIST	Reinforcing plate assembly -- front post
620A 667		Support assembly-upper rearview mirror
620A 667	BRACKET; MIRROR	Support assembly-upper rearview mirror
620A 670		Reinforcing plate -- side wall
620A 670	STIFFENER; PANEL,SIDE	Reinforcing plate -- side wall
620A 670	STIFFENER; PANEL,SIDE	Reinforcing plate -- side wall
620A 670	STIFFENER; PANEL,SIDE	Reinforcing plate -- side wall
620A 670	STIFFENER; PANEL,SIDE	Reinforcing plate -- side wall
620A 672		Bracket
620A 672	STAY; STEP	Bracket
620A 672	STAY; STEP	Bracket
630A 001		Left door assembly
630A 001	DOOR ASM; FRT,WO/TRIM	Left door assembly
630A 001	DOOR ASM; FRT,WO/TRIM	Left door assembly
630A 003		Vehicle hinge assembly
630A 003	HINGE; DOOR FRT	Vehicle hinge assembly
630A 005		Bolt
630A 005	BOLT; HINGE	Bolt
630A 005	BOLT; HINGE	Bolt
630A 038		Adjustment arm assembly-door
630A 038	CHECKER ASM; DOOR	Adjustment arm assembly-door
630A 040		Nut

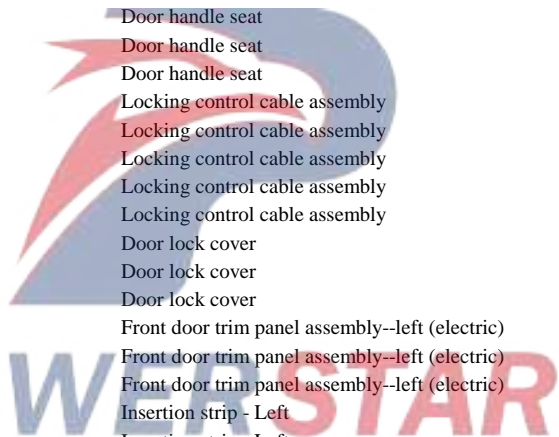
630A 040	NUT; CHECKER	Nut
630A 041		Support assembly
630A 041	BRACKET; CHECKER	Support assembly
630A 042		Bolt
630A 042	BOLT; BRKT	Bolt
630A 043		Pin
630A 043	PIN	Pin
631A 001		Left front window glass assembly
631A 001	GLASS; FRT DOOR	Left front window glass assembly
631A 001	GLASS; FRT DOOR	Left front window glass assembly
631A 007		Glass slide slot rubber strip-left front door
631A 007	GLASS RUN; FRT DOOR	Glass slide slot rubber strip-left front door
631A 007	GLASS RUN; FRT DOOR	Glass slide slot rubber strip-left front door
631A 007	GLASS RUN; FRT DOOR	Glass slide slot rubber strip-left front door
631A 008		Clip
631A 008	CLIP; GLASS GUIDE	Clip
631A 012		Guide slot assembly--left front door window, rear
631A 012	CHANNEL; GLASS RUN,FRT	Guide slot assembly--left front door window, rear
631A 012	CHANNEL; GLASS RUN,FRT	Guide slot assembly--left front door window, rear
631A 017		Bolt
631A 017	SCREW; RR CHANNEL	Bolt
631A 019		Left front window regulator assembly
631A 019	REGULATOR; WINDOW,FRT DOOR	Left front window regulator assembly
631A 019	REGULATOR; WINDOW,FRT DOOR	Left front window regulator assembly
631A 021		Front door power window regulator motor
631A 021	MOTOR; POWER WINDOW REG,FRT DOOR	Front door power window regulator motor
631A 021	MOTOR; POWER WINDOW REG,FRT DOOR	Front door power window regulator motor
631A 025		Bolt
631A 025	BOLT; WINDOW REG	Bolt
631A 026		Nut
631A 026	NUT; FLANGE,WINDOW REG	Nut
631A 031		Stop rubber pad--front door

631A 031	STOPPER; RUBBER,DOOR INNER	Stop rubber pad--front door
631A 033		Adjuster motor screw
631A 033	SCREW; REG MOTOR	Adjuster motor screw
631A 033	SCREW; REG MOTOR	Adjuster motor screw
631A 072		Left trim strip assembly
631A 072	SEAL; WAIST,FRT DOOR	Left trim strip assembly
631A 072	SEAL; WAIST,FRT DOOR	Left trim strip assembly
631A 192		Retainer assembly-front door glass
631A 192	HOLDER; DOOR GLASS	Retainer assembly-front door glass
631A 192	HOLDER; DOOR GLASS	Retainer assembly-front door glass
631A 207		Bolt
631A 207	SCREW; DOOR GLASS	Bolt
631A 221		Handle--left front door, upper
631A 221	BAR ASM; DOOR GLASS GUARD	Handle--left front door, upper
631A 221	BAR ASM; DOOR GLASS GUARD	Handle--left front door, upper
631A 222		Trim cap--left handle
631A 222	CAP; GUARD BAR	Trim cap--left handle
631A 222	CAP; GUARD BAR	Trim cap--left handle
631A 223		Bolt
631A 223	SCREW; GUARD BAR	Bolt
632A 001		Left front door outer handle assembly
632A 001	HANDLE; OUTSIDE,FRT DOOR	Left front door outer handle assembly
632A 001	HANDLE; OUTSIDE,FRT DOOR	Left front door outer handle assembly
632A 008		Door lock assembly--left front door
632A 008	LOCK; DOOR,FRT DOOR	Door lock assembly--left front door
632A 008	LOCK; DOOR,FRT DOOR	Door lock assembly--left front door
632A 011		Front door lock actuator
632A 011	ACTUATOR; DOOR LK,FRT	Front door lock actuator
632A 011	ACTUATOR; DOOR LK,FRT	Front door lock actuator
632A 012		Door lock screw
632A 012	SCREW; DOOR LK	Door lock screw
632A 012	SCREW; DOOR LK	Door lock screw



632A 014		Hitting block assembly--front door
632A 014	STRIKER; FRT DOOR	Hitting block assembly--front door
632A 018		Screw--hitting block assembly
632A 018	SCREW; DOOR STRIKER	Screw--hitting block assembly
632A 028		Trim cover--left front door inside handle
632A 028	BEZEL; INSIDE LEVER,FRT DOOR	Trim cover--left front door inside handle
632A 028	BEZEL; INSIDE LEVER,FRT DOOR	Trim cover--left front door inside handle
632A 033		Left inner handle and connecting rod assembly
632A 033	LEVER ASM; INSIDE,FRT DOOR	Left inner handle and connecting rod assembly
632A 033	LEVER ASM; INSIDE,FRT DOOR	Left inner handle and connecting rod assembly
632A 036		Exterior door lock connecting rod
632A 036	LINK; DOOR LOCK,OUTSIDE	Exterior door lock connecting rod
632A 036	LINK; DOOR LOCK,OUTSIDE	Exterior door lock connecting rod
632A 036	LINK; DOOR LOCK,OUTSIDE	Exterior door lock connecting rod
632A 036	LINK; DOOR LOCK,OUTSIDE	Exterior door lock connecting rod
632A 041		Screw
632A 041	SCREW; INSIDE HANDLE	Screw
632A 043		Washer nut--internal handle
632A 043	GROMMET; SCREW,INSIDE LEVER,DOOR	Washer nut--internal handle
632A 051		Front door lock control lever stopper
632A 051	SNAP; FRT DOOR LOCK CONT ROD	Front door lock control lever stopper
632A 051	SNAP; FRT DOOR LOCK CONT ROD	Front door lock control lever stopper
632A 051	SNAP; FRT DOOR LOCK CONT ROD	Front door lock control lever stopper
632A 051	SNAP; FRT DOOR LOCK CONT ROD	Front door lock control lever stopper
632A 056		Internal handle box--left and front door
632A 056	ESCUTCHEON; LOCK KNOB	Internal handle box--left and front door
632A 056	ESCUTCHEON; LOCK KNOB	Internal handle box--left and front door
632A 089		Bolt
632A 089	BOLT; DOOR OUTSIDE HANDLE	Bolt
632A 091		Bolt
632A 091	BOLT; DOOR LOCK	Bolt
632A 091	BOLT; DOOR LOCK	Bolt

632A 102		Washer nut--internal handle
632A 102	GROMMET; SCREW,ESCUTCHEON,DOOR PULL	Washer nut--internal handle
632A 125		Bracket
632A 125	BRACKET; DOOR PULL	Bracket
632A 131		Screw
632A 131	SCREW; ESCUTCHEON,DOOR PULL	Screw
632A 133		Screw
632A 133	SCREW; DOOR PULL STAY	Screw
632A 139		Door handle seat
632A 139	HOLDER; ROD,DOOR HANDLE	Door handle seat
632A 139	HOLDER; ROD,DOOR HANDLE	Door handle seat
632A 175		Locking control cable assembly
632A 175	CABLE ASM; LOCK CONTROL	Locking control cable assembly
632A 175	CABLE ASM; LOCK CONTROL	Locking control cable assembly
632A 175	CABLE ASM; LOCK CONTROL	Locking control cable assembly
632A 175	CABLE ASM; LOCK CONTROL	Locking control cable assembly
632A 176		Door lock cover
632A 176	COVER; DOOR LOCK	Door lock cover
632A 176	COVER; DOOR LOCK	Door lock cover
635A 001		Front door trim panel assembly--left (electric)
635A 001	PAD; TRIM,FRT DOOR	Front door trim panel assembly--left (electric)
635A 001	PAD; TRIM,FRT DOOR	Front door trim panel assembly--left (electric)
635A 013		Insertion strip - Left
635A 013	SEAL; DOOR TRIM	Insertion strip - Left
635A 013	SEAL; DOOR TRIM	Insertion strip - Left
635A 018		Fixing nail
635A 018	CLIP; DOOR PAD	Fixing nail
635A 018	CLIP; DOOR PAD	Fixing nail
635A 036		Left trim strip
635A 036	SEAL; DOOR,MAIN,CAB SIDE	Left trim strip
635A 036	SEAL; DOOR,MAIN,CAB SIDE	Left trim strip
635A 061		Water seal--left front door



635A 061	SEAL; WATER,DOOR PAD	Water seal--left front door
635A 061	SEAL; WATER,DOOR PAD	Water seal--left front door
635A 083		Clip → retainer
635A 083	CLIP; DOOR TRIM	Clip → retainer
635A 183		Sealing cover piece
635A 183	SEAL; LOCATION HOLE	Sealing cover piece
635A 199		Clip
635A 199	CLIP; SEAL	Clip
635A 199	CLIP; SEAL	Clip
635A 199	CLIP; SEAL	Clip
635A 199	CLIP; SEAL	Clip
643A 004		Trim panel assembly--left front post
643A 004	COVER; TRIM,FRT SIDE	Trim panel assembly--left front post
643A 004	COVER; TRIM,FRT SIDE	Trim panel assembly--left front post
643A 119		Fixing nail
643A 119	CLIP; FRT PILLAR	Fixing nail
643A 166		Trim panel assembly--left rear post → trim panel asser
643A 166	TRIM; RR PILLAR	Trim panel assembly--left rear post → trim panel asser
643A 166	TRIM; RR PILLAR	Trim panel assembly--left rear post → trim panel asser
643A 166	TRIM; RR PILLAR	Trim panel assembly--left rear post → trim panel asser
643A 166	TRIM; RR PILLAR	Trim panel assembly--left rear post → trim panel asser
643A 166	TRIM; RR PILLAR	Trim panel assembly--left rear post → trim panel asser
643A 166	TRIM; RR PILLAR	Trim panel assembly--left rear post → trim panel asser
643A 167		Clip
643A 167	CLIP; TRIM,RR PILLAR	Clip
643A 167	CLIP; TRIM,RR PILLAR	Clip
643A 167	CLIP; TRIM,RR PILLAR	Clip
643A 167	CLIP; TRIM,RR PILLAR	Clip
643A 167	CLIP; TRIM,RR PILLAR	Clip
643A 169		Fixing nail
643A 169	CLIP; TRIM COVER,FRT PILLAR	Fixing nail
643A 169	CLIP; TRIM COVER,FRT PILLAR	Fixing nail

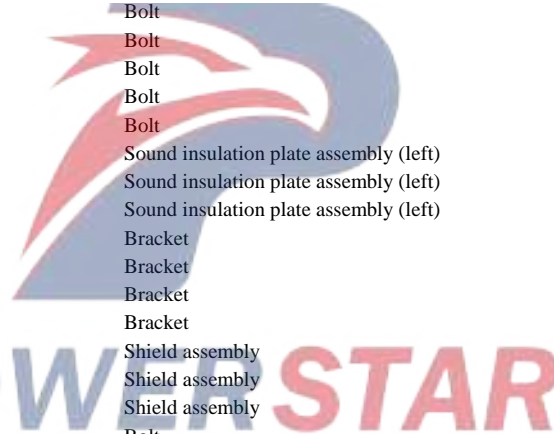


643A 174		Insertion strip – door frame
643A 174	FINISHER; BODY SIDE	Insertion strip – door frame
643A 174	FINISHER; BODY SIDE	Insertion strip – door frame
643A 174	FINISHER; BODY SIDE	Insertion strip – door frame
643A 174	FINISHER; BODY SIDE	Insertion strip – door frame
647A 001		Fender assembly
647A 001	GUARD; MUD,FRT	Fender assembly
647A 001	GUARD; MUD,FRT	Fender assembly
647A 002		Front fender
647A 002	COVER; MUD,TIRE RR	Front fender
647A 009		Left wheel cover's rear segment assembly
647A 009	GUARD; SPLASH,WHEEL HOUSE	Left wheel cover's rear segment assembly
647A 009	GUARD; SPLASH,WHEEL HOUSE	Left wheel cover's rear segment assembly
647A 028		Clip
647A 028	CLIP	Clip
647A 028	CLIP	Clip
647A 028	CLIP	Clip
647A 071		Rubber
647A 071	RUBBER; SEAL	Rubber
647A 073		Bolt
647A 073	BOLT; MUD COVER BRKT	Bolt
647A 073	BOLT; MUD COVER BRKT	Bolt
647A 073	BOLT; MUD COVER BRKT	Bolt
647A 074		Nut
647A 074	NUT	Nut
647A 074	NUT	Nut
647A 074	NUT	Nut
647A 074	NUT	Nut
647A 076		Bolt
647A 076	BOLT; MUD GUARD	Bolt
647A 094		Retainer-rubber
647A 094	RETAINER; FLAP RUBBER	Retainer-rubber



647A 094 RETAINER; FLAP RUBBER
 647A 096
 647A 096 STAY; MUD GUARD
 647A 096 STAY; MUD GUARD
 647A 096 STAY; MUD GUARD
 647A 096 STAY; MUD GUARD
 647A 105
 647A 105 NUT; BRKT
 647A 110
 647A 110 BOLT; BRKT
 647A 124
 647A 124 BOLT; BRKT
 647A 124 BOLT; BRKT
 647A 130
 647A 130 PANEL; SHUTTER NOISE
 647A 130 PANEL; SHUTTER NOISE
 647A 135
 647A 135 BRACKET; SIDE PANEL
 647A 135 BRACKET; SIDE PANEL
 647A 135 BRACKET; SIDE PANEL
 647A 139
 647A 139 PANEL; SIDE
 647A 139 PANEL; SIDE
 647A 140
 647A 140 BOLT; SIDE PANEL
 647A 185
 647A 185 CLIP; HEAT INSULATOR
 647A 218
 647A 218 FASTENER; RUBBER
 647A 253
 647A 253 GUARD; MUD
 647A 253 GUARD; MUD

Retainer-rubber
 Bracket
 Bracket
 Bracket
 Bracket
 Nut
 Nut
 Bolt
 Bolt
 Bolt
 Bolt
 Bolt
 Sound insulation plate assembly (left)
 Sound insulation plate assembly (left)
 Sound insulation plate assembly (left)
 Bracket
 Bracket
 Bracket
 Bracket
 Shield assembly
 Shield assembly
 Shield assembly
 Bolt
 Bolt
 Fixing nail
 Fixing nail
 Fixing nail
 Fixing nail
 Fender
 Fender
 Fender



647A 253	GUARD; MUD	Fender
647A 253	GUARD; MUD	Fender
647A 253	GUARD; MUD	Fender
647A 253	GUARD; MUD	Fender
647A 259		Bolt
647A 259	BOLT; NOISE PANEL	Bolt
647A 262		Flat washer
647A 262	WASHER; MUD GUARD	Flat washer
647A 262	WASHER; MUD GUARD	Flat washer
647A 265		Rubber
647A 265	RUBBER; FLAP,REAR	Rubber
647A 265	RUBBER; FLAP,REAR	Rubber
647A 268		Bolt
647A 268	BOLT; FLAP	Bolt
647A 281		Heat insulation pad
647A 281	INSULATOR; NOISE	Heat insulation pad
647A 304		Bolt
647A 304	BOLT; SPLASH GUARD	Bolt
647A 307		Fixing nail
647A 307	RETAINER	Fixing nail
647A 308		Fixing nail
647A 308	FASTENER; MUD GUARD	Fixing nail
647A 341		Fixing nail
647A 341	CLIP; RUBBER	Fixing nail
647A 695		Gearshift lower cover plate assembly
647A 695	COVER; DRIVER SIDE	Gearshift lower cover plate assembly
647A 695	COVER; DRIVER SIDE	Gearshift lower cover plate assembly
660A 001		Top cover assembly
660A 001	PANEL; ROOF	Top cover assembly
660A 001	PANEL; ROOF	Top cover assembly
660A 001	PANEL; ROOF	Top cover assembly
660A 008		EXTENSION; ROOF RR



POWERSTAR

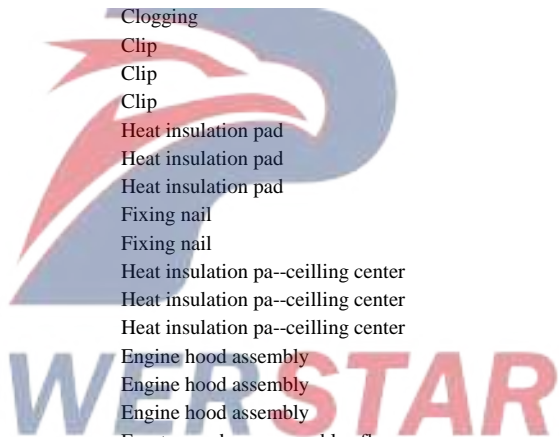
660A 008 EXTENSION; ROOF RR
 660A 017
 660A 017 REINFORCEMENT; ROOF PNL CENTER
 660A 017 REINFORCEMENT; ROOF PNL CENTER
 660A 017 REINFORCEMENT; ROOF PNL CENTER
 660A 017 REINFORCEMENT; ROOF PNL CENTER
 660A 017 REINFORCEMENT; ROOF PNL CENTER
 660A 023
 660A 023 REINFORCEMENT; ROOF PANEL,FRT
 660A 023 REINFORCEMENT; ROOF PANEL,FRT
 660A 023 REINFORCEMENT; ROOF PANEL,FRT
 660A 023 REINFORCEMENT; ROOF PANEL,FRT
 660A 023 REINFORCEMENT; ROOF PANEL,FRT
 660A 045
 660A 045 BOLT; BRKT
 660A 045 BOLT; BRKT
 660A 045 BOLT; BRKT
 660A 045 BOLT; BRKT
 660A 045 BOLT; BRKT
 660A 076
 660A 076 GUSSET; ROOF RAIL
 660A 079
 660A 079 REINFORCEMENT; ROOF PANEL,RR
 660A 079 REINFORCEMENT; ROOF PANEL,RR
 660A 080
 660A 080 PANEL; HEADER,ROOF
 660A 081
 660A 081 BOLT; ROOF
 660A 081 BOLT; ROOF
 660A 086
 660A 086 NUT; ROOF
 660A 086 NUT; ROOF

EXTENSION; ROOF RR
 Glove box framework-middle
 Glove box framework-middle
 Glove box framework-middle
 Glove box framework-middle
 Glove box framework-middle
 Glove box framework-middle
 Glove box framework-middle
 Glove box framework-middle
 Glove box framework-middle
 Glove box framework-middle
 Glove box framework-middle
 Bolt
 Bolt
 Bolt
 Bolt
 Bolt
 Bolt
 Support plate
 Support plate
 Cross beam--top cover rear
 Cross beam--top cover rear
 Cross beam--top cover rear
 Top glove box framework assembly
 Top glove box framework assembly
 Screw
 Screw
 Screw
 Nut
 Nut
 Nut




660A 099		Sealing piece
660A 099	SEAL; BODY,METAL	Sealing piece
660A 099	SEAL; BODY,METAL	Sealing piece
660A 103		Welded nut
660A 103	NUT	Welded nut
660A 144		Support assembly
660A 144	BRACKET; ROOF	Support assembly
660A 144	BRACKET; ROOF	Support assembly
660A 145		Top cover--front framework assembly
660A 145	PANEL; ROOF,FRT	Top cover--front framework assembly
660A 146		Reinforcing plate assembly
660A 146	REINFORCEMENT; ROOM LAMP	Reinforcing plate assembly
660A 146	REINFORCEMENT; ROOM LAMP	Reinforcing plate assembly
660A 146	REINFORCEMENT; ROOM LAMP	Reinforcing plate assembly
660A 148		Reinforcing plate assembly -- outside rearview mirror,
660A 148	REINFORCEMENT; MIRROR	Reinforcing plate assembly -- outside rearview mirror,
660A 148	REINFORCEMENT; MIRROR	Reinforcing plate assembly -- outside rearview mirror,
660A 148	REINFORCEMENT; MIRROR	Reinforcing plate assembly -- outside rearview mirror,
660A 150		Reinforcing plate assembly -- top cover, rear
660A 150	REINFORCEMENT; ROOF BACK	Reinforcing plate assembly -- top cover, rear
660A 151		Reinforcing plate assembly
660A 151	REINFORCEMENT; ROOF PANEL,SIDE	Reinforcing plate assembly
660A 151	REINFORCEMENT; ROOF PANEL,SIDE	Reinforcing plate assembly
660A 151	REINFORCEMENT; ROOF PANEL,SIDE	Reinforcing plate assembly
660A 151	REINFORCEMENT; ROOF PANEL,SIDE	Reinforcing plate assembly
660A 151	REINFORCEMENT; ROOF PANEL,SIDE	Reinforcing plate assembly
660A 159		Support plate
660A 159	GUSSET; PANEL	Support plate
666A 001		Ceiling--front segment
666A 001	LINING; HD	Ceiling--front segment
666A 001	LINING; HD	Ceiling--front segment
666A 002		Ceiling--rear segment

666A 002 LINING; HD,ROOF RR	Ceiling--rear segment
666A 002 LINING; HD,ROOF RR	Ceiling--rear segment
666A 003	Cover
666A 003 COVER; TRIM,ROOF SIDE	Cover
666A 005	Ceiling-left
666A 005 LINING; ROOF	Ceiling-left
666A 005 LINING; ROOF	Ceiling-left
666A 047	Clogging
666A 047 CLIP; HEADLINING	Clogging
666A 071	Clip
666A 071 FASTENER; HD LINING	Clip
666A 071 FASTENER; HD LINING	Clip
666A 139	Heat insulation pad
666A 139 SEAL; ROOF	Heat insulation pad
666A 139 SEAL; ROOF	Heat insulation pad
666A 172	Fixing nail
666A 172 RETAINER; HEAD LINING	Fixing nail
666A 175	Heat insulation pa--ceilling center
666A 175 CUSHION; HEAD LINING	Heat insulation pa--ceilling center
666A 175 CUSHION; HEAD LINING	Heat insulation pa--ceilling center
670A 001	Engine hood assembly
670A 001 PANEL; FLOOR	Engine hood assembly
670A 001 PANEL; FLOOR	Engine hood assembly
670A 004	Front cross beam assembly--floor
670A 004 FRAME; FLOOR,FRT	Front cross beam assembly--floor
670A 004 FRAME; FLOOR,FRT	Front cross beam assembly--floor
670A 015	Side member assembly---bottom plate (right)
670A 015 FRAME; UNDER	Side member assembly---bottom plate (right)
670A 015 FRAME; UNDER	Side member assembly---bottom plate (right)
670A 015 FRAME; UNDER	Side member assembly---bottom plate (right)
670A 015 FRAME; UNDER	Side member assembly---bottom plate (right)
670A 015 FRAME; UNDER	Side member assembly---bottom plate (right)



670A 015	FRAME; UNDER	Side member assembly---bottom plate (right)
670A 018		Support beam assembly--side bottom plate (right)
670A 018	FRAME; FLOOR,CENTER SIDE	Support beam assembly--side bottom plate (right)
670A 018	FRAME; FLOOR,CENTER SIDE	Support beam assembly--side bottom plate (right)
670A 018	FRAME; FLOOR,CENTER SIDE	Support beam assembly--side bottom plate (right)
670A 019		Sleeper floor subassembly
670A 019	PANEL; FLOOR SIDE,REAR	Sleeper floor subassembly
670A 022		Rear cross beam assembly--floor
670A 022	FRAME; FLOOR REAR	Rear cross beam assembly--floor
670A 022	FRAME; FLOOR REAR	Rear cross beam assembly--floor
670A 022	FRAME; FLOOR REAR	Rear cross beam assembly--floor
670A 022	FRAME; FLOOR REAR	Rear cross beam assembly--floor
670A 023		Right bottom plate assembly
670A 023	PANEL; FLOOR,SIDE	Right bottom plate assembly
670A 023	PANEL; FLOOR,SIDE	Right bottom plate assembly
670A 023	PANEL; FLOOR,SIDE	Right bottom plate assembly
670A 023	PANEL; FLOOR,SIDE	Right bottom plate assembly
670A 024		Bed board
670A 024	PANEL; BED PAN	Bed board
670A 028		Support-rear cross beam
670A 028	GUSSET; FLOOR PANEL SIDE	Support-rear cross beam
670A 029		Support-rear cross beam
670A 029	GUSSET	Support-rear cross beam
670A 111		Bolt
670A 111	BOLT; PANEL	Bolt
670A 144		Install the support assembly-rear cross beam (right)
670A 144	BRACKET; MTG,RR	Install the support assembly-rear cross beam (right)
670A 144	BRACKET; MTG,RR	Install the support assembly-rear cross beam (right)
670A 144	BRACKET; MTG,RR	Install the support assembly-rear cross beam (right)
670A 144	BRACKET; MTG,RR	Install the support assembly-rear cross beam (right)
670A 170		Connecting plate assembly--floor
670A 170	EXTENSION; RR FLOOR	Connecting plate assembly--floor




POWERSTAR

670A 170	EXTENSION; RR FLOOR	Connecting plate assembly--floor
670A 174		Plug cover
670A 174	GROMMET; AIR PIPE	Plug cover
670A 199		Sleeper floor assembly
670A 199	PANEL; RR FLOOR	Sleeper floor assembly
670A 279		Reinforcing plate
670A 279	REINFORCEMENT	Reinforcing plate
670A 279	REINFORCEMENT	Reinforcing plate
670A 323		PATCH; HAND LEVER
670A 323	PATCH; HAND LEVER	PATCH; HAND LEVER
670A 373		Reinforcing plate assembly
670A 373	REINFORCEMENT; SEAT BELT	Reinforcing plate assembly
670A 373	REINFORCEMENT; SEAT BELT	Reinforcing plate assembly
670A 373	REINFORCEMENT; SEAT BELT	Reinforcing plate assembly
670A 375		Inner panel subassembly-front post, lower and right
670A 375	CLOSING; PILLAR	Inner panel subassembly-front post, lower and right
670A 375	CLOSING; PILLAR	Inner panel subassembly-front post, lower and right
670A 375	CLOSING; PILLAR	Inner panel subassembly-front post, lower and right
670A 376		Inner panel subassembly-rear post, lower and right
670A 376	CLOSING; PILLAR.LWR	Inner panel subassembly-rear post, lower and right
670A 376	CLOSING; PILLAR.LWR	Inner panel subassembly-rear post, lower and right
670A 376	CLOSING; PILLAR.LWR	Inner panel subassembly-rear post, lower and right
670A 376	CLOSING; PILLAR.LWR	Inner panel subassembly-rear post, lower and right
670A 376	CLOSING; PILLAR.LWR	Inner panel subassembly-rear post, lower and right
670A 376	CLOSING; PILLAR.LWR	Inner panel subassembly-rear post, lower and right
670A 376	CLOSING; PILLAR.LWR	Inner panel subassembly-rear post, lower and right
670A 385		Support assembly--control mechanism
670A 385	BRACKET	Support assembly--control mechanism
670A 385	BRACKET	Support assembly--control mechanism
670A 385	BRACKET	Support assembly--control mechanism
670A 385	BRACKET	Support assembly--control mechanism
670A 398		Support assembly--cooling circuit

670A 398	BRACKET; PIPE SUPPORT	Support assembly--cooling circuit
670A 398	BRACKET; PIPE SUPPORT	Support assembly--cooling circuit
670A 398	BRACKET; PIPE SUPPORT	Support assembly--cooling circuit
670A 402		Lining plate--cab tilting lock (right)
670A 402	PATCH; CAB LOCK	Lining plate--cab tilting lock (right)
670A 448		Inner panel assembly--front sill, right
670A 448	CLOSING; ROCKER	Inner panel assembly--front sill, right
670A 448	CLOSING; ROCKER	Inner panel assembly--front sill, right
670A 496		BRACKET; INSULATOR
670A 496	BRACKET; INSULATOR	BRACKET; INSULATOR
670A 536		Rubber plug cap
670A 536	PLUG; CABLE.PTO	Rubber plug cap
670A 537		Support plate assembly--rear cross beam (right)
670A 537	SUPPORT ASM; MTG RR	Support plate assembly--rear cross beam (right)
670A 537	SUPPORT ASM; MTG RR	Support plate assembly--rear cross beam (right)
670A 537	SUPPORT ASM; MTG RR	Support plate assembly--rear cross beam (right)
670A 537	SUPPORT ASM; MTG RR	Support plate assembly--rear cross beam (right)
670A 537	SUPPORT ASM; MTG RR	Support plate assembly--rear cross beam (right)
670A 538	REINFORCEMENT ASM; AIR INT DUCT	Reinforcing plate assembly -- air intake device
670A 538	REINFORCEMENT ASM; AIR INT DUCT	Reinforcing plate assembly -- air intake device
670A 538	REINFORCEMENT ASM; AIR INT DUCT	Reinforcing plate assembly -- air intake device
670A 539		Lining plate assembly--safety lock hook
670A 539	PATCH ASM; SAFTY HOOK	Lining plate assembly--safety lock hook
670A 540		Support assembly--rear side member segment (left)
670A 540	BRACKET ASM; CAB LOCK LEVER	Support assembly--rear side member segment (left)
670A 540	BRACKET ASM; CAB LOCK LEVER	Support assembly--rear side member segment (left)
670A 541		Reinforcing plate assembly -- front part of side membe
670A 541	REINFORCEMENT; MTG,FRT	Reinforcing plate assembly -- front part of side membe
670A 541	REINFORCEMENT; MTG,FRT	Reinforcing plate assembly -- front part of side membe
670A 542		Support beam assembly--bed board
670A 542	BOLSTER; BED PAN	Support beam assembly--bed board
670A 544		Reinforcing plate assembly -- tilting control
670A 544	BRACKET; DUMP CONT	Reinforcing plate assembly -- tilting control

670A 544	BRACKET; DUMP CONT	Reinforcing plate assembly -- tilting control
670A 545		Bracket
670A 545	BRACKET; SEAT FRT	Bracket
670A 545	BRACKET; SEAT FRT	Bracket
670A 545	BRACKET; SEAT FRT	Bracket
670A 545	BRACKET; SEAT FRT	Bracket
670A 546		Reinforcing plate -- side bottom plate, rear
670A 546	REINFORCEMENT; FLOOR SIDE	Reinforcing plate -- side bottom plate, rear
670A 546	REINFORCEMENT; FLOOR SIDE	Reinforcing plate -- side bottom plate, rear
670A 549		Support assembly
670A 549	BRACKET; SEAT RR	Support assembly
670A 549	BRACKET; SEAT RR	Support assembly
670A 549	BRACKET; SEAT RR	Support assembly
670A 549	BRACKET; SEAT RR	Support assembly
670A 549	BRACKET; SEAT RR	Support assembly
670A 550		Cover plate assembly--front cross beam
670A 550	CLOSING ASM; MTG,FRT	Cover plate assembly--front cross beam
670A 554		Reinforcing plate -- floor
670A 554	REINFORCEMENT; FLOOR CENTER	Reinforcing plate -- floor
670A 554	REINFORCEMENT; FLOOR CENTER	Reinforcing plate -- floor
670A 554	REINFORCEMENT; FLOOR CENTER	Reinforcing plate -- floor
670A 563		Reinforcing plate assembly -- front cross beam, rear
670A 563	REINFORCEMENT; MTG FRT,RR	Reinforcing plate assembly -- front cross beam, rear
670A 563	REINFORCEMENT; MTG FRT,RR	Reinforcing plate assembly -- front cross beam, rear
670A 566		Reinforcing plate
670A 566	REINFORCEMENT; FENDER,RR	Reinforcing plate
670A 579		Sealing cover piece
670A 579	SEAL	Sealing cover piece
670A 579	SEAL	Sealing cover piece
670A 579	SEAL	Sealing cover piece
675A 002		Carpet assembly
675A 002	MAT; FLOOR	Carpet assembly
675A 002	MAT; FLOOR	Carpet assembly

675A 015		Cushion assembly
675A 015	MAT; FLOOR REAR	Cushion assembly
675A 015	MAT; FLOOR REAR	Cushion assembly
675A 069		Trim strip (left)--front door sill
675A 069	COVER; TRIM,FLOOR MAT,DOOR SIDE	Trim strip (left)--front door sill
675A 069	COVER; TRIM,FLOOR MAT,DOOR SIDE	Trim strip (left)--front door sill
675A 081		Cushion assembly
675A 081	MAT; FLOOR,CENTER	Cushion assembly
676A 001		Right asphalt washer
676A 001	SHEET; MELTING,FLOOR	Right asphalt washer
676A 001	SHEET; MELTING,FLOOR	Right asphalt washer
676A 001	SHEET; MELTING,FLOOR	Right asphalt washer
676A 003		Asphalt washer
676A 003	SHEET; MELTING,BED PAN	Asphalt washer
676A 011		Convex cap
676A 011	NUT; HEAT INSULATOR	Convex cap
676A 020		Pedal
676A 020	REST; FOOT	Pedal
676A 038		Sound insulation pad--engine cover
676A 038	INSULATOR; ENG COVER	Sound insulation pad--engine cover
676A 039		Fixing nail
676A 039	CLIP; INSULATOR,COVER	Fixing nail
676A 039	CLIP; INSULATOR,COVER	Fixing nail
676A 144		Hole cover-parking brake control lever
676A 144	COVER; HAND BRK VLV	Hole cover-parking brake control lever
676A 146		Bolt
676A 146	BOLT; COVER BRKT	Bolt
676A 337		Sealing cover piece
676A 337	SEAL; CLIP HOLE	Sealing cover piece
676A 370		Sealing cover piece
676A 370	SEAL; LOCATION HOLE	Sealing cover piece
676A 373		Hole cover--front door switch



POWERSTAR

676A 373	COVER; HOLE	Hole cover--front door switch
678A 075		Plug cover
678A 075	PLUG; RUBBER,FLOOR	Plug cover
678A 075	PLUG; RUBBER,FLOOR	Plug cover
678A 075	PLUG; RUBBER,FLOOR	Plug cover
678A 105		Bolt
678A 105	BOLT; FLOOR	Bolt
678A 110		Fixing nail-middle cross beam (rear)
678A 110	FASTENER; FLOOR MAT	Fixing nail-middle cross beam (rear)
678A 110	FASTENER; FLOOR MAT	Fixing nail-middle cross beam (rear)
678A 110	FASTENER; FLOOR MAT	Fixing nail-middle cross beam (rear)
678A 112		Washer nut
678A 112	GROMMET; SCREW,TRIM COVER	Washer nut
678A 113		Screw
678A 113	SCREW; TRIM COVER	Screw
678A 168		Hole cover--antenna cable
678A 168	COVER; HOLE,ANNTENA CABLE	Hole cover--antenna cable
678A 175		Fixing nail
678A 175	CLIP; FLOOR	Fixing nail
678A 182		Left reinforcing plate--door sill strip
678A 182	REINFORCEMENT; SILL SIDE	Left reinforcing plate--door sill strip
678A 182	REINFORCEMENT; SILL SIDE	Left reinforcing plate--door sill strip
678A 183		Screw
678A 183	SCREW; SILL SIDE	Screw
680A 001		Rear wall outer panel
680A 001	PANEL; BACK OUTER	Rear wall outer panel
680A 001	PANEL; BACK OUTER	Rear wall outer panel
680A 002		Sealing cover piece
680A 002	GROMMET; LOCATION HOLE,BACK PANEL	Sealing cover piece
680A 002	GROMMET; LOCATION HOLE,BACK PANEL	Sealing cover piece
680A 016		Reinforcing plate assembly -- rear, right
680A 016	REINFORCEMENT; BACK OUTER PNL	Reinforcing plate assembly -- rear, right

680A 016	REINFORCEMENT; BACK OUTER PNL	Reinforcing plate assembly -- rear, right
680A 016	REINFORCEMENT; BACK OUTER PNL	Reinforcing plate assembly -- rear, right
680A 016	REINFORCEMENT; BACK OUTER PNL	Reinforcing plate assembly -- rear, right
680A 016	REINFORCEMENT; BACK OUTER PNL	Reinforcing plate assembly -- rear, right
680A 018		Reinforcing plate -- rear plate lower side part, right
680A 018	REINFORCEMENT; BACK PANEL	Reinforcing plate -- rear plate lower side part, right
680A 018	REINFORCEMENT; BACK PANEL	Reinforcing plate -- rear plate lower side part, right
680A 018	REINFORCEMENT; BACK PANEL	Reinforcing plate -- rear plate lower side part, right
680A 041		Bolt
680A 041	BOLT	Bolt
680A 049		Rear wall inner panel assembly
680A 049	PANEL; BACK INNER	Rear wall inner panel assembly
680A 049	PANEL; BACK INNER	Rear wall inner panel assembly
680A 049	PANEL; BACK INNER	Rear wall inner panel assembly
680A 064		Support assembly-air intake device
680A 064	BRACKET; AIR INTAKE DUCT	Support assembly-air intake device
680A 064	BRACKET; AIR INTAKE DUCT	Support assembly-air intake device
682A 001		Rear window glass
682A 001	GLASS; BACKLIGHT	Rear window glass
682A 006		Trim strip--rear window
682A 006	WEATHERSTRIP; BACKLIGHT	Trim strip--rear window
684A 006		Left rear post's lower trim panel assembly → trim pane
684A 006	MAT; SILENCER,CAB BACK	Left rear post's lower trim panel assembly → trim pane
684A 021		Fixing nail
684A 021	RETAINER; TRIM,BED ROOM	Fixing nail
684A 021	RETAINER; TRIM,BED ROOM	Fixing nail
684A 021	RETAINER; TRIM,BED ROOM	Fixing nail
684A 021	RETAINER; TRIM,BED ROOM	Fixing nail
684A 027		Left rear post's lower trim panel assembly
684A 027	COVER; TRIM,BACK	Left rear post's lower trim panel assembly
684A 027	COVER; TRIM,BACK	Left rear post's lower trim panel assembly
684A 027	COVER; TRIM,BACK	Left rear post's lower trim panel assembly

684A 100		Sling cover plate
684A 100	TRAY; BACK PANEL	Sling cover plate
684A 104		Screw
684A 104	SCREW; BACK TRIM	Screw
684A 105		Clamp nail
684A 105	CLIP; BACK TRIM	Clamp nail
684A 105	CLIP; BACK TRIM	Clamp nail
684A 157		Tray table assembly
684A 157	TABLE ASM; BED SIDE	Tray table assembly
690A 113		Bracket
690A 113	BRACKET; LICENSE PLATE	Bracket
690A 114		Bolt
690A 114	BOLT; BRKT,LICENSE PLATE	Bolt
690A 117		Nut
690A 117	NUT; BRKT	Nut
690A 117	NUT; BRKT	Nut
701A 001		Logo of ISUZU
701A 001	MARK; ISUZU	Logo of ISUZU
710A 004		Warning sign
710A 004	LABEL; ENG MAINTENANCE	Warning sign
710A 004	LABEL; ENG MAINTENANCE	Warning sign
710A 004	LABEL; ENG MAINTENANCE	Warning sign
710A 004	LABEL; ENG MAINTENANCE	Warning sign
710A 049		Label-fuse box
710A 049	PLATE; CAUTION,FUSE BOX	Label-fuse box
710A 060		Warning sign-cab tilting
710A 060	PLATE; CAUTION,CAB TILT	Warning sign-cab tilting
710A 119		Tire pressure label
710A 119	PLATE; CAUTION,HAND BRK LEVER	Tire pressure label
710A 119	PLATE; CAUTION,HAND BRK LEVER	Tire pressure label
710A 156		Label-refrigerant warning
710A 156	PLATE; CAUTION,A/C	Label-refrigerant warning



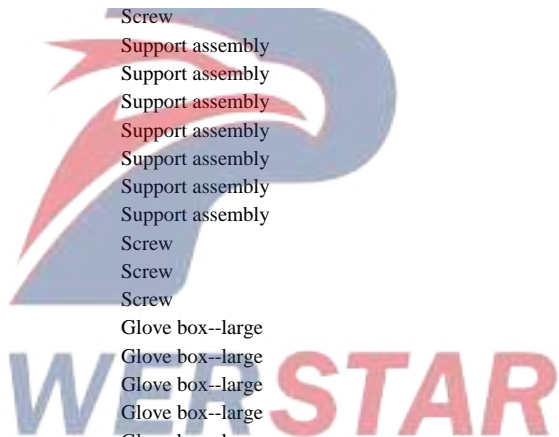
710A 181		Warning sign-air filter
710A 181	PLATE; CAUTION,AIR CLEANER	Warning sign-air filter
710A 212		Label-warning
710A 212	LABEL; SAFETY	Label-warning
720A 013		Right rear-view mirror assembly
720A 013	MIRROR ASM; OUTSIDE RR VIEW	Right rear-view mirror assembly
720A 013	MIRROR ASM; OUTSIDE RR VIEW	Right rear-view mirror assembly
720A 021		Nut
720A 021	NUT; MIRROR	Nut
720A 022		Rotation arm-bottom view mirror
720A 022	STAY; OUTSIDE MIRROR	Rotation arm-bottom view mirror
720A 026		Left cover plate--lower cover plate
720A 026	COVER; OUTSIDE MIRROR	Left cover plate--lower cover plate
720A 026	COVER; OUTSIDE MIRROR	Left cover plate--lower cover plate
720A 030		Blind spot mirror assembly
720A 030	MIRROR; UNDER	Blind spot mirror assembly
720A 030	MIRROR; UNDER	Blind spot mirror assembly
720A 032		Bolt assembly
720A 032	SCREW; UNDER MIRROR	Bolt assembly
720A 049		Support rod assembly-bottom view mirror, left
720A 049	STAY; MIRROR SIDE	Support rod assembly-bottom view mirror, left
720A 049	STAY; MIRROR SIDE	Support rod assembly-bottom view mirror, left
720A 053		Pivot assembly--blind spot mirror
720A 053	PIVOT; SIDE MIRROR	Pivot assembly--blind spot mirror
720A 053	PIVOT; SIDE MIRROR	Pivot assembly--blind spot mirror
720A 063		Nut
720A 063	NUT; STAY	Nut
720A 066		WASHER
720A 066	WASHER; PL	WASHER
720A 066	WASHER; PL	WASHER
720A 068		WASHER
720A 068	WASHER; STAY	WASHER

720A 069		Nut
720A 069	NUT; CAP	Nut
720A 071		Left mounting support assembly--main rearview mirror
720A 071	BRACKET; OUTSIDE MIRROR	Left mounting support assembly--main rearview mirror
720A 071	BRACKET; OUTSIDE MIRROR	Left mounting support assembly--main rearview mirror
720A 071	BRACKET; OUTSIDE MIRROR	Left mounting support assembly--main rearview mirror
720A 071	BRACKET; OUTSIDE MIRROR	Left mounting support assembly--main rearview mirror
720A 071	BRACKET; OUTSIDE MIRROR	Left mounting support assembly--main rearview mirror
720A 071	BRACKET; OUTSIDE MIRROR	Left mounting support assembly--main rearview mirror
720A 071	BRACKET; OUTSIDE MIRROR	Left mounting support assembly--main rearview mirror
720A 072		Left gasket--rearview mirror mounting support
720A 072	SHEET	Left gasket--rearview mirror mounting support
720A 072	SHEET	Left gasket--rearview mirror mounting support
720A 072	SHEET	Left gasket--rearview mirror mounting support
720A 072	SHEET	Left gasket--rearview mirror mounting support
720A 086		Left lower cover plate--rearview mirror rotation arm
720A 086	COVER; STAY,OUTSIDE MIRROR	Left lower cover plate--rearview mirror rotation arm
720A 086	COVER; STAY,OUTSIDE MIRROR	Left lower cover plate--rearview mirror rotation arm
720A 087		Gasket
720A 087	SPACER	Gasket
720A 087	SPACER	Gasket
720A 089		Bolt
720A 089	SCREW; BRKT,OUTSIDE MIRROR	Bolt
720A 092		Bolt
720A 092	BOLT; STAY BRKT,MIRROR	Bolt
720A 096		Cover plate--connecting rod
720A 096	CAP; MIRROR STAY	Cover plate--connecting rod
720A 096	CAP; MIRROR STAY	Cover plate--connecting rod
720A 105		Support rod assembly--blind spot mirror
720A 105	STAY; SUB UNDER MIRROR	Support rod assembly--blind spot mirror
720A 136		WASHER
720A 136	WASHER; LK,BRKT,MIRROR STAY	WASHER

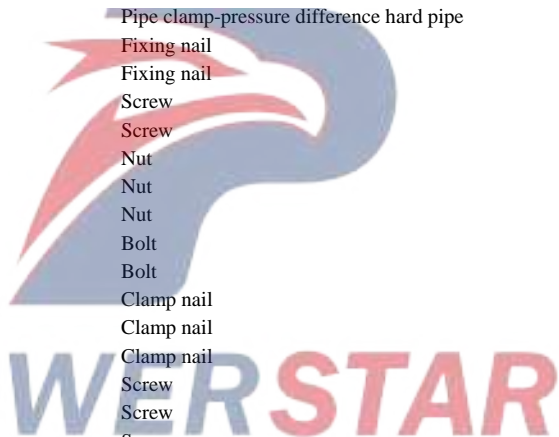


POWERSTAR

740A 007 BOLT; SUPPORT,INST PNL	Bolt
740A 010	Cover plate--instrument panel's front ventilation
740A 010 PANEL ASM; GARNISH	Cover plate--instrument panel's front ventilation
740A 011	Bolt
740A 011 BOLT; INST PNL	Bolt
740A 011 BOLT; INST PNL	Bolt
740A 011 BOLT; INST PNL	Bolt
740A 014	Screw
740A 014 SCREW; INST PNL	Screw
740A 016	Support assembly
740A 016 BRACKET; INST PNL	Support assembly
740A 016 BRACKET; INST PNL	Support assembly
740A 016 BRACKET; INST PNL	Support assembly
740A 016 BRACKET; INST PNL	Support assembly
740A 016 BRACKET; INST PNL	Support assembly
740A 016 BRACKET; INST PNL	Support assembly
740A 016 BRACKET; INST PNL	Support assembly
740A 019	Screw
740A 019 SCREW; BRKT	Screw
740A 019 SCREW; BRKT	Screw
740A 054	Glove box--large
740A 054 POCKET; CENTER CLUSTER	Glove box--large
740A 054 POCKET; CENTER CLUSTER	Glove box--large
740A 054 POCKET; CENTER CLUSTER	Glove box--large
740A 054 POCKET; CENTER CLUSTER	Glove box--large
740A 059	Screw
740A 059 SCREW; CLUSTER POCKET	Screw
740A 059 SCREW; CLUSTER POCKET	Screw
740A 059 SCREW; CLUSTER POCKET	Screw
740A 066	Instrument framework (middle)
740A 066 REINFORCEMENT; INST PANEL	Instrument framework (middle)
740A 066 REINFORCEMENT; INST PANEL	Instrument framework (middle)
740A 069	Ventilation grille



740A 069	GRILLE; SIDE,AIR OUTLET	Ventilation grille
740A 069	GRILLE; SIDE,AIR OUTLET	Ventilation grille
740A 070		Ventilation grille
740A 070	GRILLE; CENTER,AIR OUTLET	Ventilation grille
740A 125		Pipe clamp-pressure difference hard pipe
740A 125	CLIP; INST PANEL	Pipe clamp-pressure difference hard pipe
740A 125	CLIP; INST PANEL	Pipe clamp-pressure difference hard pipe
740A 125	CLIP; INST PANEL	Pipe clamp-pressure difference hard pipe
740A 125	CLIP; INST PANEL	Pipe clamp-pressure difference hard pipe
740A 136		Fixing nail
740A 136	CLIP; INST COVER	Fixing nail
740A 146		Screw
740A 146	SCREW; TAP	Screw
740A 154		Nut
740A 154	NUT	Nut
740A 154	NUT	Nut
740A 154	NUT	Nut
740A 167		Bolt
740A 167	BOLT; REINF TO INST	Bolt
740A 178		Clamp nail
740A 178	NUT; INST PANEL	Clamp nail
740A 178	NUT; INST PANEL	Clamp nail
740A 182		Screw
740A 182	BOLT; BRKT,INST PANEL	Screw
740A 182	BOLT; BRKT,INST PANEL	Screw
740A 182	BOLT; BRKT,INST PANEL	Screw
740A 182	BOLT; BRKT,INST PANEL	Screw
740A 214		Clip
740A 214	CLIP; GRILLE	Clip
740A 214	CLIP; GRILLE	Clip
740A 336		Instrument panel's right end cover assembly
740A 336	COVER; INST PANEL SIDE	Instrument panel's right end cover assembly
740A 336	COVER; INST PANEL SIDE	Instrument panel's right end cover assembly



740A 336 COVER; INST PANEL SIDE	Instrument panel's right end cover assembly
740A 337	Fixing nail
740A 337 FASTENER; COVER	Fixing nail
740A 337 FASTENER; COVER	Fixing nail
740A 338	Fixing nail
740A 338 SCREW; COVER	Fixing nail
740A 356	Convex cap
740A 356 NUT; COVER	Convex cap
740A 449	Left cover plate assembly
740A 449 COVER; SPEAKER	Left cover plate assembly
740A 449 COVER; SPEAKER	Left cover plate assembly
740A 449 COVER; SPEAKER	Left cover plate assembly
740A 449 COVER; SPEAKER	Left cover plate assembly
740A 485	Nut
740A 485 NUT; SUPPORT CLIP,HARNESS	Nut
740A 566	Plug
740A 566 PLUG; HOLE	Plug
740A 568	Screw
740A 568 BOLT; COVER	Screw
740A 568 BOLT; COVER	Screw
740A 569	Card box
740A 569 HOLDER; CARD	Card box
740A 579	Cover plate
740A 579 COVER; INST PNL	Cover plate
740A 579 COVER; INST PNL	Cover plate
740A 579 COVER; INST PNL	Cover plate
740A 579 COVER; INST PNL	Cover plate
740A 579 COVER; INST PNL	Cover plate
740A 579 COVER; INST PNL	Cover plate
740A 579 COVER; INST PNL	Cover plate
740A 603	Clip
740A 603 CLIP; COVER	Clip
740A 603 CLIP; COVER	Clip



POWERSTAR

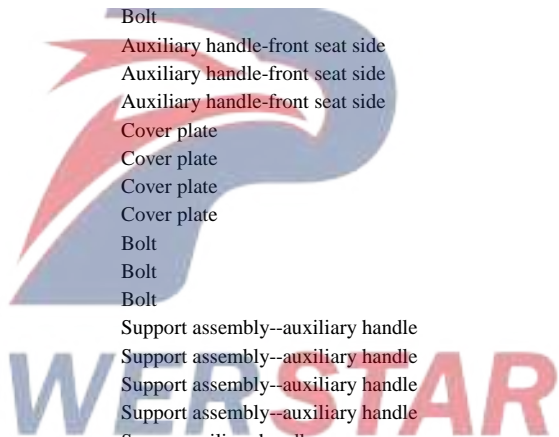
740A 626		Fixing nail
740A 626	RETAINER	Fixing nail
740A 646		Left support-front cover plate
740A 646	BRACKET; GARNISH PANEL	Left support-front cover plate
740A 646	BRACKET; GARNISH PANEL	Left support-front cover plate
740A 662		Cover plate assembly - front passenger seat, lower
740A 662	COVER; LWR,INST PANEL	Cover plate assembly - front passenger seat, lower
740A 662	COVER; LWR,INST PANEL	Cover plate assembly - front passenger seat, lower
740A 697		Instrument panel's middle cover assembly
740A 697	PANEL; INST CENTER	Instrument panel's middle cover assembly
740A 701		Relay box cover
740A 701	TRAY; INST	Relay box cover
740A 702		Nut
740A 702	NUT; TRAY	Nut
740A 703		Screw
740A 703	SCREW; CENTER POCKET	Screw
740A 703	SCREW; CENTER POCKET	Screw
740A 704		Bracket
740A 704	BRACKET; CENTER POCKET	Bracket
740A 704	BRACKET; CENTER POCKET	Bracket
740A 704	BRACKET; CENTER POCKET	Bracket
740A 705		Screw
740A 705	SCREW; BRACKET CENTER POCKET	Screw
740A 705	SCREW; BRACKET CENTER POCKET	Screw
740A 718		Sealing strip
740A 718	SEAL; COVER	Sealing strip
740A 726		Instrument panel-lower
740A 726	PANEL; INST LW	Instrument panel-lower
742A 008		Ash tray
742A 008	TRAY ASM; ASH	Ash tray
743A 012		Screw
743A 012	SCREW; HEADER SHELF	Screw



743A 012	SCREW; HEADER SHELF	Screw
743A 012	SCREW; HEADER SHELF	Screw
743A 012	SCREW; HEADER SHELF	Screw
743A 012	SCREW; HEADER SHELF	Screw
743A 012	SCREW; HEADER SHELF	Screw
743A 012	SCREW; HEADER SHELF	Screw
743A 012	SCREW; HEADER SHELF	Screw
743A 012	SCREW; HEADER SHELF	Screw
743A 022		Front lining assembly
743A 022	COVER; TRIM,HEADER SHELF	Front lining assembly
743A 022	COVER; TRIM,HEADER SHELF	Front lining assembly
743A 022	COVER; TRIM,HEADER SHELF	Front lining assembly
743A 023		Window visor
743A 023	SUN VISOR	Window visor
743A 023	SUN VISOR	Window visor
743A 023	SUN VISOR	Window visor
743A 023	SUN VISOR	Window visor
743A 023	SUN VISOR	Window visor
743A 023	SUN VISOR	Window visor
743A 023	SUN VISOR	Window visor
743A 026		Support--sun visor fixing
743A 026	HOLDER; SUN VISOR	Support--sun visor fixing
743A 026	HOLDER; SUN VISOR	Support--sun visor fixing
743A 034		Bolt
743A 034	SCREW; SUN VISOR	Bolt
743A 034	SCREW; SUN VISOR	Bolt
743A 034	SCREW; SUN VISOR	Bolt
743A 034	SCREW; SUN VISOR	Bolt
743A 039		Left auxiliary handle--front post
743A 039	HANDLE; ASSIST,A-POST	Left auxiliary handle--front post
743A 039	HANDLE; ASSIST,A-POST	Left auxiliary handle--front post
743A 048		Bolt



743A 048	BOLT; ASSIST GRIP	Bolt
743A 048	BOLT; ASSIST GRIP	Bolt
743A 051		Hook--jacket
743A 051	HOOK; COAT HANGER	Hook--jacket
743A 052		Screw
743A 052	SCREW; HOOK	Screw
743A 053		Bolt
743A 053	SCREW; ASSIST HANDLE	Bolt
743A 053	SCREW; ASSIST HANDLE	Bolt
743A 055		Auxiliary handle-front seat side
743A 055	GRIP; ASSIST,CAB SIDE UPR	Auxiliary handle-front seat side
743A 055	GRIP; ASSIST,CAB SIDE UPR	Auxiliary handle-front seat side
743A 059		Cover plate
743A 059	COVER; ASSIST GRIP	Cover plate
743A 059	COVER; ASSIST GRIP	Cover plate
743A 059	COVER; ASSIST GRIP	Cover plate
743A 066		Bolt
743A 066	BOLT; ASSIST GRIP BRKT	Bolt
743A 066	BOLT; ASSIST GRIP BRKT	Bolt
743A 069		Support assembly--auxiliary handle
743A 069	BRACKET; ASSIST GRIP	Support assembly--auxiliary handle
743A 069	BRACKET; ASSIST GRIP	Support assembly--auxiliary handle
743A 069	BRACKET; ASSIST GRIP	Support assembly--auxiliary handle
743A 071		Screw-auxiliary handle
743A 071	SCREW	Screw-auxiliary handle
743A 072		Handle
743A 072	GRIP; ASSIST,CAB ENTRY,BACK	Handle
743A 076		Fixed sea--auxiliary handle
743A 076	SPACER; ASSIST GRIP	Fixed sea--auxiliary handle
743A 103		Left auxiliary handle assembly
743A 103	GRIP; ASSIST,FRT PNL	Left auxiliary handle assembly
743A 103	GRIP; ASSIST,FRT PNL	Left auxiliary handle assembly



743A 136		Reinforcing plate - hitting block
743A 136	REINFORCEMENT; BRKT,HEADER SHELF	Reinforcing plate - hitting block
743A 141		Sealing piece
743A 141	COVER; SUN VISOR	Sealing piece
743A 141	COVER; SUN VISOR	Sealing piece
743A 142		Sealing strip
743A 142	SEAL; ASSIST GRIP	Sealing strip
743A 142	SEAL; ASSIST GRIP	Sealing strip
743A 158		Tank cover handle
743A 158	LOCK; HEADER SHELF	Tank cover handle
743A 158	LOCK; HEADER SHELF	Tank cover handle
743A 158	LOCK; HEADER SHELF	Tank cover handle
743A 158	LOCK; HEADER SHELF	Tank cover handle
743A 330		Left upper tank cover assembly
743A 330	LID; HEADER SHELF	Left upper tank cover assembly
743A 330	LID; HEADER SHELF	Left upper tank cover assembly
743A 330	LID; HEADER SHELF	Left upper tank cover assembly
743A 330	LID; HEADER SHELF	Left upper tank cover assembly
743A 330	LID; HEADER SHELF	Left upper tank cover assembly
743A 336		Support rod-glove box
743A 336	STAY; LID	Support rod-glove box
743A 336	STAY; LID	Support rod-glove box
743A 336	STAY; LID	Support rod-glove box
743A 336	STAY; LID	Support rod-glove box
743A 336	STAY; LID	Support rod-glove box
743A 340		Support lock
743A 340	LOCK; HEADER SHELF	Support lock
743A 341		Hinge - left upper glove box
743A 341	HINGE; LID,HEADER SHELF	Hinge - left upper glove box
743A 341	HINGE; LID,HEADER SHELF	Hinge - left upper glove box
743A 341	HINGE; LID,HEADER SHELF	Hinge - left upper glove box
743A 341	HINGE; LID,HEADER SHELF	Hinge - left upper glove box

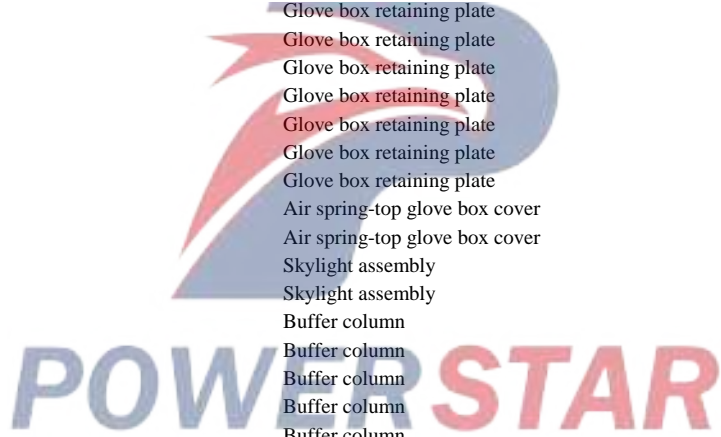


743A 341 HINGE; LID,HEADER SHELF
743A 344
743A 344 BOLT; BRKT,FRT
743A 344 BOLT; BRKT,FRT
743A 344 BOLT; BRKT,FRT
743A 344 BOLT; BRKT,FRT
743A 354
743A 354 TRAY; HEADER ROOF
743A 354 TRAY; HEADER ROOF
743A 354 TRAY; HEADER ROOF
743A 354 TRAY; HEADER ROOF
743A 354 TRAY; HEADER ROOF
743A 355
743A 355 SCREW; TRAY
743A 355 SCREW; TRAY
743A 355 SCREW; TRAY
743A 356
743A 356 BRACKET; ROOF OUTER
743A 356 BRACKET; ROOF OUTER
743A 356 BRACKET; ROOF OUTER
743A 356 BRACKET; ROOF OUTER
743A 356 BRACKET; ROOF OUTER
743A 356 BRACKET; ROOF OUTER
743A 356 BRACKET; ROOF OUTER
743A 356 BRACKET; ROOF OUTER
743A 356 BRACKET; ROOF OUTER
743A 356 BRACKET; ROOF OUTER
743A 356 BRACKET; ROOF OUTER
743A 358
743A 358 BOLT; ROOF
743A 358 BOLT; ROOF
743A 359

Hinge - left upper glove box
Screw
Screw
Screw
Screw
Screw
Top glove box – left upper
Top glove box – left upper
Top glove box – left upper
Top glove box – left upper
Top glove box – left upper
Top glove box – left upper
Screw
Screw
Screw
Screw
Support assembly
Support assembly
Support assembly
Support assembly
Support assembly
Support assembly
Support assembly
Support assembly
Support assembly
Support assembly
Support assembly
Support assembly
Screw
Screw
Screw
Connector



743A 359	HOLDER; HEADER TRAY	Connector
743A 359	HOLDER; HEADER TRAY	Connector
743A 359	HOLDER; HEADER TRAY	Connector
743A 359	HOLDER; HEADER TRAY	Connector
743A 359	HOLDER; HEADER TRAY	Connector
743A 363		Clip
743A 363	RETAINER; TRIM	Clip
743A 363	RETAINER; TRIM	Clip
743A 364		Glove box retaining plate
743A 364	STOPPER; LID	Glove box retaining plate
743A 364	STOPPER; LID	Glove box retaining plate
743A 364	STOPPER; LID	Glove box retaining plate
743A 364	STOPPER; LID	Glove box retaining plate
743A 364	STOPPER; LID	Glove box retaining plate
743A 364	STOPPER; LID	Glove box retaining plate
743A 364	STOPPER; LID	Glove box retaining plate
743A 366		Air spring-top glove box cover
743A 366	STRUT; ROOF	Air spring-top glove box cover
743A 367		Skylight assembly
743A 367	LID; ROOF	Skylight assembly
743A 368		Buffer column
743A 368	CUSHION	Buffer column
743A 368	CUSHION	Buffer column
743A 368	CUSHION	Buffer column
743A 368	CUSHION	Buffer column
743A 369		Hinge
743A 369	PIN	Hinge
743A 369	PIN	Hinge
743A 369	PIN	Hinge
743A 369	PIN	Hinge
743A 370		Split retaining ring
743A 370	RING; SNAP	Split retaining ring
743A 370	RING; SNAP	Split retaining ring



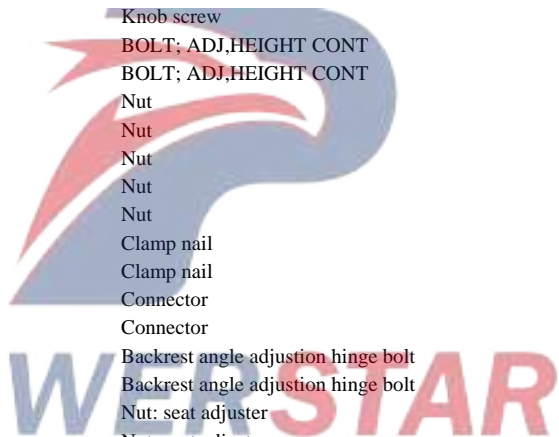
743A 370 RING; SNAP	Split retaining ring
743A 370 RING; SNAP	Split retaining ring
745A 005	Gearshift control box assembly
745A 005 COVER; SHIFT LEVER	Gearshift control box assembly
745A 088	Screw
745A 088 SCREW	Screw
745A 217	Upper cover plate assembly
745A 217 CONSOLE; HEADER	Upper cover plate assembly
745A 248	Protective cover
745A 248 BOOT; SHIFT CONT	Protective cover
745A 328	Fixing nail
745A 328 CLIP	Fixing nail
745A 328 CLIP	Fixing nail
750A 001	Seat backrest assembly
750A 001 BACK ASM; SEAT	Seat backrest assembly
750A 001 BACK ASM; SEAT	Seat backrest assembly
750A 002	Driver seat backrest cover
750A 002 COVER; TRIM,FRT SEAT,BACK	Driver seat backrest cover
750A 012	Front-row seat cushion
750A 012 CUSHION; SEAT,FRT	Front-row seat cushion
750A 012 CUSHION; SEAT,FRT	Front-row seat cushion
750A 013	Driver seat cushion cover
750A 013 COVER; TRIM,FRT SEAT,CUSHION	Driver seat cushion cover
750A 017	Backrest angle adjustment bolt
750A 017 BOLT; RECLINING	Backrest angle adjustment bolt
750A 017 BOLT; RECLINING	Backrest angle adjustment bolt
750A 018	Backrest angle adjuster cover
750A 018 COVER; RECLINING	Backrest angle adjuster cover
750A 019	Cover plate screw
750A 019 SCREW; COVER	Cover plate screw
750A 024	Front-row seat backrest angle adjuster handle
750A 024 KNOB; RECLINING,FRT,SEAT	Front-row seat backrest angle adjuster handle



750A 042		Adjuster assembly: driver seat
750A 042	STAND; DRIVER SEAT	Adjuster assembly: driver seat
750A 042	STAND; DRIVER SEAT	Adjuster assembly: driver seat
750A 046		Bolt
750A 046	BOLT; STAND TO FLOOR	Bolt
750A 051		Cover plate screw
750A 051	SCREW; COVER	Cover plate screw
750A 062		Seat suspension damper assembly
750A 062	DAMPER ASM; SEAT SUSP	Seat suspension damper assembly
750A 063		Seat slide regulator
750A 063	ADJUSTER; SEAT SLIDE	Seat slide regulator
750A 063	ADJUSTER; SEAT SLIDE	Seat slide regulator
750A 067		Bolt
750A 067	BOLT; FRT SEAT TO BODY	Bolt
750A 069		Nut
750A 069	NUT; FRT SEAT	Nut
750A 099		Seat backrest lining
750A 099	BUSHING; SEAT BACK	Seat backrest lining
750A 100		Hinge cover
750A 100	COVER; HINGE	Hinge cover
750A 113		Seat backrest assembly
750A 113	BACK ASM; SEAT	Seat backrest assembly
750A 114		Passenger seat backrest cover
750A 114	COVER; TRIM,PASSENGER SEAT,BACK	Passenger seat backrest cover
750A 115		Passenger seat cushion assembly
750A 115	CUSHION ASM; PASSENGER SEAT	Passenger seat cushion assembly
750A 116		Passenger seat cushion cover
750A 116	COVER; TRIM,PASSENGER SEAT,CUSHION	Passenger seat cushion cover
750A 122		Backrest angle adjuster cover
750A 122	COVER; ADJ,RECLINING	Backrest angle adjuster cover
750A 123		Inclined cover plate screw
750A 123	SCREW; COVER,RECLINING	Inclined cover plate screw



750A 126		Backrest angle adjustment hinge lining
750A 126	BUSHING; HINGE,RECLINING	Backrest angle adjustment hinge lining
750A 158		Gasket
750A 158	BUSHING; LINK ARM	Gasket
750A 201		CABLE; ADJ
750A 201	CABLE; ADJ	CABLE; ADJ
750A 201	CABLE; ADJ	CABLE; ADJ
750A 228		Knob screw
750A 228	SCREW; KNOB	Knob screw
750A 302		BOLT; ADJ,HEIGHT CONT
750A 302	BOLT; ADJ,HEIGHT CONT	BOLT; ADJ,HEIGHT CONT
750A 306		Nut
750A 306	NUT; SEAT ADJ	Nut
750A 306	NUT; SEAT ADJ	Nut
750A 306	NUT; SEAT ADJ	Nut
750A 306	NUT; SEAT ADJ	Nut
750A 327		Clamp nail
750A 327	CLIP; COVER	Clamp nail
750A 339		Connector
750A 339	UNION; DRIVER SEAT	Connector
750A 348		Backrest angle adjustment hinge bolt
750A 348	BOLT; HINGE,SEAT	Backrest angle adjustment hinge bolt
750A 398		Nut; seat adjuster
750A 398	NUT; STAND	Nut; seat adjuster
750A 400		Bolt
750A 400	BOLT; SUPPORT	Bolt
750A 400	BOLT; SUPPORT	Bolt
750A 401		Nut
750A 401	NUT; SUPPORT	Nut
750A 468		SPRING; RETURN
750A 468	SPRING; RETURN	SPRING; RETURN
750A 471		Seat adjusting rod



750A 471	LEVER; SEAT ADJ	Seat adjusting rod
750A 518		NUT; TILT ADJ
750A 518	NUT; TILT ADJ	NUT; TILT ADJ
750A 529		Connecting rod pin
750A 529	PIN; LINK	Connecting rod pin
750A 542		Seat slide regulator
750A 542	ADJUSTER ASM; SEAT SLIDE	Seat slide regulator
750A 581		Seat mounting support assembly
750A 581	PIPE; SEAT	Seat mounting support assembly
750A 627		Front-row seat gasket
750A 627	WASHER; FRT SEAT	Front-row seat gasket
750A 627	WASHER; FRT SEAT	Front-row seat gasket
750A 630		Cover nut
750A 630	NUT; CAP	Cover nut
750A 632		Connector – pneumatic suspension seat circuit
750A 632	GROMMET	Connector – pneumatic suspension seat circuit
750A 633		Angle adjuster cover
750A 633	COVER; ADJ,TILT	Angle adjuster cover
750A 641		WASHER
750A 641	WASHER; SUPPORT	WASHER
760A 002		Retractor assembly-seat belt
760A 002	BELT; SEAT,TONGUE SIDE	Retractor assembly-seat belt
760A 003		Belt buckle assembly -- middle left – belt buckle assen
760A 003	BELT; SEAT,BUCKLE SIDE	Belt buckle assembly -- middle left – belt buckle assen
760A 004		Belt buckle assembly -- middle left – belt buckle assen
760A 004	BELT; PASSENGER SEAT,BUCKLE SIDE	Belt buckle assembly -- middle left – belt buckle assen
760A 088		Bolt trim cover
760A 088	PLUG; HOLE	Bolt trim cover
760A 123		Driver's seat belt
760A 123	BELT ASM; SEAT	Driver's seat belt
760A 160		Belt buckle assembly
760A 160	COVER; THROUGH ANCHOR	Belt buckle assembly

760A 160 COVER; THROUGH ANCHOR
760A 163
760A 163 COVER; ADJUSTER
760A 163 COVER; ADJUSTER
760A 170
760A 170 BELT; PASSENGER SEAT,TONGUE SIDE
770A 041
770A 041 HOOK; CURTAIN RAIL
770A 041 HOOK; CURTAIN RAIL
770A 041 HOOK; CURTAIN RAIL
770A 041 HOOK; CURTAIN RAIL
770A 041 HOOK; CURTAIN RAIL
770A 041 HOOK; CURTAIN RAIL
770A 042
770A 042 STOPPER; CURTAIN RAIL
770A 042 STOPPER; CURTAIN RAIL
770A 042 STOPPER; CURTAIN RAIL
770A 042 STOPPER; CURTAIN RAIL
770A 042 STOPPER; CURTAIN RAIL
770A 042 STOPPER; CURTAIN RAIL
770A 042 STOPPER; CURTAIN RAIL
770A 042 STOPPER; CURTAIN RAIL
770A 042 STOPPER; CURTAIN RAIL
770A 042 STOPPER; CURTAIN RAIL
770A 045
770A 045 RAIL; CURTAIN,FRT
770A 045 RAIL; CURTAIN,FRT
770A 045 RAIL; CURTAIN,FRT
770A 045 RAIL; CURTAIN,FRT
770A 045 RAIL; CURTAIN,FRT
770A 045 RAIL; CURTAIN,FRT
770A 045 RAIL; CURTAIN,FRT
770A 045 RAIL; CURTAIN,FRT
770A 045 RAIL; CURTAIN,FRT
770A 047
770A 047 SCREW; CURTAIN RAIL

Belt buckle assembly
Belt buckle assembly
Belt buckle assembly
Belt buckle assembly
Retractor assembly-seat belt
Retractor assembly-seat belt
HOOK; CURTAIN RAIL
HOOK; CURTAIN RAIL
HOOK; CURTAIN RAIL
HOOK; CURTAIN RAIL
HOOK; CURTAIN RAIL
HOOK; CURTAIN RAIL
Left end-top guide rail
Left end-top guide rail
Left end-top guide rail
Left end-top guide rail
Left end-top guide rail
Left end-top guide rail
Left end-top guide rail
Left end-top guide rail
Left end-top guide rail
Left end-top guide rail
Curtain rail assembly
Curtain rail assembly
Curtain rail assembly
Curtain rail assembly
Curtain rail assembly
Curtain rail assembly
Curtain rail assembly
Curtain rail assembly
Curtain rail assembly
Screw
Screw



770A 047	SCREW; CURTAIN RAIL	Screw
770A 047	SCREW; CURTAIN RAIL	Screw
770A 047	SCREW; CURTAIN RAIL	Screw
770A 048		Rear curtain rail assembly
770A 048	RAIL; CURTAIN,BACK	Rear curtain rail assembly
770A 050		Washer nut--internal handle
770A 050	GROMMET; SCREW,CURTAIN RAIL	Washer nut--internal handle
770A 050	GROMMET; SCREW,CURTAIN RAIL	Washer nut--internal handle
770A 050	GROMMET; SCREW,CURTAIN RAIL	Washer nut--internal handle
770A 050	GROMMET; SCREW,CURTAIN RAIL	Washer nut--internal handle
770A 050	GROMMET; SCREW,CURTAIN RAIL	Washer nut--internal handle
770A 058		Bed board assembly
770A 058	BED; MAT	Bed board assembly
770A 058	BED; MAT	Bed board assembly
770A 058	BED; MAT	Bed board assembly
770A 059		Sleeper support cover plate
770A 059	COVER ASM; TRIM,BED MAT	Sleeper support cover plate
770A 059	COVER ASM; TRIM,BED MAT	Sleeper support cover plate
770A 073		Bolt
770A 073	BOLT; GUARD PIPE	Bolt
770A 073	BOLT; GUARD PIPE	Bolt
770A 084		Bracket
770A 084	BRACKET; CURTAIN RAIL	Bracket
770A 084	BRACKET; CURTAIN RAIL	Bracket
770A 084	BRACKET; CURTAIN RAIL	Bracket
770A 085		Screw
770A 085	SCREW; BRKT	Screw
770A 085	SCREW; BRKT	Screw
770A 101		Screw
770A 101	SCREW; STOPPER	Screw
770A 130		Stop tube
770A 130	PIPE; GUARD,BED	Stop tube



770A 130	PIPE; GUARD; BED	Stop tube
770A 133		Lower bunk bed mattress-left
770A 133	CUSHION; BED	Lower bunk bed mattress-left
770A 133	CUSHION; BED	Lower bunk bed mattress-left
770A 134		Lower bunk bed board-left
770A 134	BOARD; BED	Lower bunk bed board-left
770A 134	BOARD; BED	Lower bunk bed board-left
770A 135		Fixing belt assembly
770A 135	BELT; HUNGING	Fixing belt assembly
770A 136		Upper bunk cover assembly
770A 136	COVER ASM; BED	Upper bunk cover assembly
770A 137		Upper bunk foam assembly
770A 137	BOARD ASM; BED	Upper bunk foam assembly
770A 138		Upper bunk framework assembly
770A 138	FRAME ASM; BED	Upper bunk framework assembly
801A 001		Left front headlight assembly
801A 001	LAMP ASM; HEAD	Left front headlight assembly
801A 001	LAMP ASM; HEAD	Left front headlight assembly
801A 004		Headlight device
801A 004	HEADLAMP UNIT	Headlight device
801A 004	HEADLAMP UNIT	Headlight device
801A 005		Headlight bulb
801A 005	BULB; HEADLAMP	Headlight bulb
801A 005	BULB; HEADLAMP	Headlight bulb
801A 005	BULB; HEADLAMP	Headlight bulb
801A 005	BULB; HEADLAMP	Headlight bulb
801A 007		Nut
801A 007	NUT; FRT COMB LAMP	Nut
801A 016		Left support assembly-front headlight installation
801A 016	BRACKET; HEADLAMP	Left support assembly-front headlight installation
801A 016	BRACKET; HEADLAMP	Left support assembly-front headlight installation
801A 016	BRACKET; HEADLAMP	Left support assembly-front headlight installation

801A 016	BRACKET; HEADLAMP	Left support assembly-front headlight installation
801A 020		Front headlight screw
801A 020	SCREW; HEADLAMP	Front headlight screw
801A 020	SCREW; HEADLAMP	Front headlight screw
801A 023		Headlight bulb cover
801A 023	COVER; BULB,HEADLAMP	Headlight bulb cover
801A 023	COVER; BULB,HEADLAMP	Headlight bulb cover
801A 028		Bolt
801A 028	BOLT; HEADLAMP	Bolt
801A 060		Left front marker light assembly
801A 060	LAMP ASM; FRT COMB	Left front marker light assembly
801A 060	LAMP ASM; FRT COMB	Left front marker light assembly
801A 067		Front combination light's gasket
801A 067	GASKET; FRT COMB LAMP	Front combination light's gasket
801A 067	GASKET; FRT COMB LAMP	Front combination light's gasket
801A 068		Rear combination light's bulb
801A 068	BULB; FRT COMB LAMP	Rear combination light's bulb
801A 068	BULB; FRT COMB LAMP	Rear combination light's bulb
801A 068	BULB; FRT COMB LAMP	Rear combination light's bulb
801A 068	BULB; FRT COMB LAMP	Rear combination light's bulb
801A 073		Bolt
801A 073	BOLT; BRKT,HEADLAMP	Bolt
801A 075		Bolt
801A 075	SCREW; FRT COMB LAMP	Bolt
801A 075	SCREW; FRT COMB LAMP	Bolt
801A 075	SCREW; FRT COMB LAMP	Bolt
801A 075	SCREW; FRT COMB LAMP	Bolt
801A 091		Side turn light
801A 091	BULB; SIDE TURN SIGNAL	Side turn light
801A 091	BULB; SIDE TURN SIGNAL	Side turn light
801A 162		Rubber pad--front headlight
801A 162	RUBBER; CUSHION UPR	Rubber pad--front headlight




801A 175		Nut
801A 175	NUT; BRKT CUSHION RUBBER	Nut
801A 256		Left top marker light
801A 256	LAMP; MARKER	Left top marker light
801A 256	LAMP; MARKER	Left top marker light
801A 272		Internal support--left and front marker light
801A 272	BRACKET; FRT COMB LAMP	Internal support--left and front marker light
801A 272	BRACKET; FRT COMB LAMP	Internal support--left and front marker light
801A 272	BRACKET; FRT COMB LAMP	Internal support--left and front marker light
801A 272	BRACKET; FRT COMB LAMP	Internal support--left and front marker light
801A 304		Front combination light socket screw plug
801A 304	PLUG; SOCKET,FRT COMB LAMP	Front combination light socket screw plug
801A 304	PLUG; SOCKET,FRT COMB LAMP	Front combination light socket screw plug
801A 305		Front combination light's cover
801A 305	COVER; FRT COMB LAMP	Front combination light's cover
801A 305	COVER; FRT COMB LAMP	Front combination light's cover
801A 327		Left turn signal assembly
801A 327	LAMP ASM; SIDE TURN SIGNAL	Left turn signal assembly
801A 327	LAMP ASM; SIDE TURN SIGNAL	Left turn signal assembly
801A 338		Headlight leveling device
801A 338	LEVELING; HEADLAMP	Headlight leveling device
801A 338	LEVELING; HEADLAMP	Headlight leveling device
801A 339		Leveling washer
801A 339	GASKET; LEVELING	Leveling washer
801A 339	GASKET; LEVELING	Leveling washer
801A 378		Nut
801A 378	WASHER; PL	Nut
801A 382		Front headlight socket screw plug
801A 382	PLUG; SOCKET,HEADLAMP	Front headlight socket screw plug
801A 382	PLUG; SOCKET,HEADLAMP	Front headlight socket screw plug
801A 408		Headlight vent hole cover
801A 408	CAP; BREATHER,HEADLAMP	Headlight vent hole cover

801A 408	CAP; BREATHER,HEADLAMP	Headlight vent hole cover
801A 420		Front headlight bulb spring
801A 420	SPRING; BULB,HEADLAMP	Front headlight bulb spring
801A 420	SPRING; BULB,HEADLAMP	Front headlight bulb spring
801A 427		Nut
801A 427	NUT; TURN SIGNAL LAMP	Nut
801A 437		Side-rotating socket
801A 437	SOCKET; SIDE,TURN	Side-rotating socket
801A 437	SOCKET; SIDE,TURN	Side-rotating socket
801A 438		Front combination light's vent hole cover
801A 438	CAP; BREATHER,FRT COMB LAMP	Front combination light's vent hole cover
801A 438	CAP; BREATHER,FRT COMB LAMP	Front combination light's vent hole cover
801A 439		Rear combination light's spring package
801A 439	SPRING SET; COMB LAMP	Rear combination light's spring package
801A 439	SPRING SET; COMB LAMP	Rear combination light's spring package
801A 457		Headlight handle
801A 457	GRIP; HEADLAMP	Headlight handle
801A 457	GRIP; HEADLAMP	Headlight handle
803A 001		Rear combination light assembly
803A 001	LAMP ASM; RR COMB	Rear combination light assembly
803A 001	LAMP ASM; RR COMB	Rear combination light assembly
803A 003		Rear combination light gasket
803A 003	GASKET; RR COMB LAMP	Rear combination light gasket
803A 003	GASKET; RR COMB LAMP	Rear combination light gasket
803A 005		Rear combination light's bulb
803A 005	BULB; RR COMB LAMP	Rear combination light's bulb
803A 005	BULB; RR COMB LAMP	Rear combination light's bulb
803A 005	BULB; RR COMB LAMP	Rear combination light's bulb
803A 005	BULB; RR COMB LAMP	Rear combination light's bulb
803A 013		Turn signal glass
803A 013	LENS; TURN SIGNAL	Turn signal glass
803A 013	LENS; TURN SIGNAL	Turn signal glass

803A 014		Rear combination light's tail and brake light glasses
803A 014	LENS; TAIL & STOP,RR COMB LAMP	Rear combination light's tail and brake light glasses
803A 014	LENS; TAIL & STOP,RR COMB LAMP	Rear combination light's tail and brake light glasses
803A 015		Rear combination light screw
803A 015	SCREW; RR COMB LAMP	Rear combination light screw
803A 015	SCREW; RR COMB LAMP	Rear combination light screw
803A 022		Rear combination light's spare glass
803A 022	LENS; BACKUP,RR COMB LAMP	Rear combination light's spare glass
803A 022	LENS; BACKUP,RR COMB LAMP	Rear combination light's spare glass
803A 024		Tail light washer
803A 024	GASKET; BACK,LAMP	Tail light washer
803A 024	GASKET; BACK,LAMP	Tail light washer
803A 025		Rear horn assembly
803A 025	HORN ASM; BACK	Rear horn assembly
803A 026		Rear horn screw
803A 026	SCREW; BACK HORN	Rear horn screw
803A 026	SCREW; BACK HORN	Rear horn screw
803A 028		Turn signal washer
803A 028	GASKET; TURN,LAMP	Turn signal washer
803A 028	GASKET; TURN,LAMP	Turn signal washer
803A 029		Cross beam
803A 029	BRACKET; LAMP,RR COMB	Cross beam
803A 036		Bolt
803A 036	BOLT; BRKT,RR COMB	Bolt
803A 037		Rear--rear combination light
803A 037	COVER; RR COMB LAMP	Rear--rear combination light
803A 037	COVER; RR COMB LAMP	Rear--rear combination light
803A 038		Bolt
803A 038	BOLT; LAMP,RR COMB	Bolt
803A 049		License plate light assembly
803A 049	LAMP; LICENSE PLATE	License plate light assembly
803A 049	LAMP; LICENSE PLATE	License plate light assembly



803A 050		License plate light glass
803A 050	LENS; LICENSE PLATE LAMP	License plate light glass
803A 051		License plate light bulb
803A 051	BULB; LICENSE PLATE LAMP	License plate light bulb
803A 052		Washer nut
803A 052	GROMMET; SCREW,LICENSE PLATE LAMP	Washer nut
803A 053		License plate light washer
803A 053	GASKET; LICENSE LAMP	License plate light washer
803A 054		License plate light screw
803A 054	SCREW; LICENSE PLATE LAMP	License plate light screw
803A 057		License plate's flat washer
803A 057	WASHER; PL,LICENSE PLATE LAMP	License plate's flat washer
803A 058		License plate light cover
803A 058	COVER; LICENSE PLATE LAMP	License plate light cover
803A 067		Nut
803A 067	NUT; FLANGE	Nut
803A 098		WASHER
803A 098	WASHER	WASHER
803A 114		Rear fog light bracket
803A 114	BRACKET; RR FOG LAMP	Rear fog light bracket
803A 148		Fog light assembly
803A 148	LAMP ASM; RR FOG	Fog light assembly
803A 148	LAMP ASM; RR FOG	Fog light assembly
803A 149		Screws connecting body lights and brackets
803A 149	SCREW; BRKT TO LAMP BODY	Screws connecting body lights and brackets
803A 150		Nut
803A 150	NUT; RR FOG LAMP	Nut
803A 195		Rear fog light assembly
803A 195	LAMP UNIT; RR FOG	Rear fog light assembly
803A 196		Rear fog light glass
803A 196	LENS; RR FOG LAMP	Rear fog light glass
803A 197		Rear fog light gasket



POWSTAR


803A 197	GASKET; RR FOG LAMP	Rear fog light gasket
803A 198		Screws connecting mirrors and vehicle body
803A 198	SCREW; LENS TO BODY	Screws connecting mirrors and vehicle body
803A 199		Rear fog light glass gasket
803A 199	WASHER; LENS,RR FOG LAMP	Rear fog light glass gasket
803A 200		Rear fog light fixing plate
803A 200	PLATE; SET,RR FOG LAMP	Rear fog light fixing plate
803A 201		Rear fog light bulb
803A 201	BULB; RR FOG LAMP	Rear fog light bulb
803A 214		Bolt
803A 214	BOLT; RR FOG LAMP	Bolt
803A 250		Emergency light
803A 250	LAMP ASM; SEARCH LIGHT	Emergency light
803A 253		Bulb
803A 253	BULB; SEARCH LIGHT	Bulb
805A 001		Interior light assembly
805A 001	LAMP ASM; ROOM	Interior light assembly
805A 002		Interior light glass
805A 002	BULB; ROOM LAMP	Interior light glass
805A 003		Interior light glass
805A 003	LENS; ROOM LAMP	Interior light glass
805A 004		Screw
805A 004	SCREW; ROOM LAMP	Screw
805A 034		Cover
805A 034	COVER; STEP LAMP	Cover
805A 035		Screw
805A 035	SCREW; STEP LAMP	Screw
805A 051		Interior light (left)
805A 051	LAMP ASM; SPOT	Interior light (left)
805A 051	LAMP ASM; SPOT	Interior light (left)
805A 113		Screw
805A 113	SCREW; LAMP	Screw



POWER STAR

808A 036
808A 036 NUT; CLIP
808A 056
808A 056 BOLT; CLIP
810A 001
810A 001 HARNESS; CAB
810A 002
810A 002 DIODE; CABLE HARNESS
810A 002 DIODE; CABLE HARNESS
810A 002 DIODE; CABLE HARNESS
810A 004
810A 004 BOX ASM; FUSE,HARNESS
810A 005
810A 005 FUSE; FACIA HARNESS
810A 005 FUSE; FACIA HARNESS
810A 005 FUSE; FACIA HARNESS
810A 005 FUSE; FACIA HARNESS
810A 006
810A 006 HARNESS; FRAME
810A 006 HARNESS; FRAME
810A 006 HARNESS; FRAME
810A 006 HARNESS; FRAME
810A 006 HARNESS; FRAME
810A 006 HARNESS; FRAME
810A 006 HARNESS; FRAME
810A 006 HARNESS; FRAME
810A 006 HARNESS; FRAME
810A 006 HARNESS; FRAME
810A 009
810A 009 HARNESS; FRAME,RR
810A 009 HARNESS; FRAME,RR
810A 010
810A 010 BOX; FUSE,HARNESS
810A 010 BOX; FUSE,HARNESS

Nut
Nut
Bolt
Bolt
Wiring harness assembly
Wiring harness assembly
DIODE; CABLE HARNESS
DIODE; CABLE HARNESS
DIODE; CABLE HARNESS
DIODE; CABLE HARNESS
BOX ASM; FUSE,HARNESS
BOX ASM; FUSE,HARNESS
FUSE; FACIA HARNESS
FUSE; FACIA HARNESS
FUSE; FACIA HARNESS
FUSE; FACIA HARNESS
FUSE; FACIA HARNESS
Harness
Harness
Harness
Harness
Harness
Harness
Harness
Harness
Harness
Harness
Harness
Harness
Wiring harness's fuse box
Wiring harness's fuse box
Wiring harness's fuse box



POWERSTAR

810A 174	FUSE; SLOW BLOW	Slow-fusing fuse, 30A
810A 174	FUSE; SLOW BLOW	Slow-fusing fuse, 30A
810A 174	FUSE; SLOW BLOW	Slow-fusing fuse, 30A
810A 184		Relay box cover and fuse box cover
810A 184	COVER; RELAY & FUSE BOX	Relay box cover and fuse box cover
810A 184	COVER; RELAY & FUSE BOX	Relay box cover and fuse box cover
810A 184	COVER; RELAY & FUSE BOX	Relay box cover and fuse box cover
810A 184	COVER; RELAY & FUSE BOX	Relay box cover and fuse box cover
810A 184	COVER; RELAY & FUSE BOX	Relay box cover and fuse box cover
810A 184	COVER; RELAY & FUSE BOX	Relay box cover and fuse box cover
810A 184	COVER; RELAY & FUSE BOX	Relay box cover and fuse box cover
810A 184	COVER; RELAY & FUSE BOX	Relay box cover and fuse box cover
810A 199		Harness
810A 199	HARNES; STARTER	Harness
810A 199	HARNES; STARTER	Harness
810A 204		Wiring harness assembly
810A 204	HARNES; CABLE,FLOOR	Wiring harness assembly
810A 204	HARNES; CABLE,FLOOR	Wiring harness assembly
810A 218		Jumper wire
810A 218	CABLE; JUMPER,ABS	Jumper wire
810A 218	CABLE; JUMPER,ABS	Jumper wire
810A 231		Harness
810A 231	HARNES; TRANS	Harness
810A 261		COVER; CONNECTOR BOX
810A 261	COVER; CONNECTOR BOX	COVER; CONNECTOR BOX
810A 267		Bolt
810A 267	BOLT; BRKT	Bolt
810A 267	BOLT; BRKT	Bolt
810A 276		Junction box assembly -- vehicle body wiring harness c
810A 276	COVER; BOX,FRAME HARNES	Junction box assembly -- vehicle body wiring harness c
810A 280		Nut
810A 280	NUT; BOX ASM FIX	Nut

810A 290
810A 290 NUT; BRKT
810A 302
810A 302 HARNESS; POWER CAB TILT
810A 388
810A 388 DIODE; RELAY BOX
810A 388 DIODE; RELAY BOX
810A 388 DIODE; RELAY BOX
810A 388 DIODE; RELAY BOX
810A 389
810A 389 BOLT; COVER,RELAY BOX
810A 396
810A 396 NUT; COVER,RELAY BOX
810A 408
810A 408 SOCKET ASM; ACCESSORY
810A 408 SOCKET ASM; ACCESSORY
810A 409
810A 409 CAP; ACCESSORY SOCKET
810A 419
810A 419 BOLT; CAB EARTH
810A 435
810A 435 HARNESS; AIR DRYER
810A 467
810A 467 HARNESS; FACIA
810A 467 HARNESS; FACIA
810A 533
810A 533 CLIP
810A 541
810A 541 CLIP
810A 666
810A 666 BRACKET; CLIP
810A 668

Nut
Nut
Wiring harness-cab tilting pump
Wiring harness-cab tilting pump
Diode relay box
Diode relay box
Diode relay box
Diode relay box
Diode relay box
Bolt
Bolt
Nut
Nut
Socket
Socket
Socket
Rubber cover
Rubber cover
Ground bolt
Ground bolt
Harness
Harness
Wiring harness assembly
Wiring harness assembly
Wiring harness assembly
Binding tape
Binding tape
Clip
Clip
Support assembly
Support assembly
Bracket



POWER STAR


810A 668 BRACKET; HARNESS
 810A 668 BRACKET; HARNESS
 810A 683
 810A 683 HARNESS; EXT,COOLER
 810A 693
 810A 693 RELAY; FUSE BOX
 810A 694
 810A 694 BOX ASM; CONNECTOR
 810A 700
 810A 700 TUBE; DISTANCE
 810A 720
 810A 720 ATTACHMENT; CONNECTOR
 810A 720 ATTACHMENT; CONNECTOR
 810A 720 ATTACHMENT; CONNECTOR
 810A 720 ATTACHMENT; CONNECTOR
 810A 720 ATTACHMENT; CONNECTOR
 810A 720 ATTACHMENT; CONNECTOR
 810A 720 ATTACHMENT; CONNECTOR
 810A 720 ATTACHMENT; CONNECTOR
 810A 726
 810A 726 HARNESS; EXT,DCU
 810A 726 HARNESS; EXT,DCU
 815A 001
 815A 001 SLEEVE; RUBBER
 815A 001 SLEEVE; RUBBER
 815A 001 SLEEVE; RUBBER
 815A 001 SLEEVE; RUBBER
 815A 001 SLEEVE; RUBBER
 815A 014
 815A 014 CLIP; BAND,HARNESS
 815A 014 CLIP; BAND,HARNESS
 815A 016

Bracket
 Bracket
 Harness
 Harness
 RELAY; FUSE BOX
 RELAY; FUSE BOX
 BOX ASM; CONNECTOR
 BOX ASM; CONNECTOR
 Spacer sleeve
 Spacer sleeve
 Connector accessory
 Connector accessory
 Connector accessory
 Connector accessory
 Connector accessory
 Connector accessory
 Connector accessory
 Connector accessory
 Connector accessory
 Connector accessory
 Connector accessory
 Connector accessory
 Harness
 Harness
 Harness
 Rubber pad
 Rubber pad
 Rubber pad
 Rubber pad
 Rubber pad
 Rubber pad
 Rubber pad
 Binding tape
 Binding tape
 Binding tape
 Clip



815A 038 BOLT; CLIP,HARNESS
815A 038 BOLT; CLIP,HARNESS
815A 038 BOLT; CLIP,HARNESS
815A 038 BOLT; CLIP,HARNESS
815A 038 BOLT; CLIP,HARNESS
815A 038 BOLT; CLIP,HARNESS
815A 038 BOLT; CLIP,HARNESS
815A 038 BOLT; CLIP,HARNESS
815A 038 BOLT; CLIP,HARNESS
815A 038 BOLT; CLIP,HARNESS
815A 038 BOLT; CLIP,HARNESS
815A 038 BOLT; CLIP,HARNESS
815A 038 BOLT; CLIP,HARNESS
815A 048
815A 048 CLIP; FRAME HARNESS
815A 048 CLIP; FRAME HARNESS
815A 048 CLIP; FRAME HARNESS
815A 048 CLIP; FRAME HARNESS
815A 048 CLIP; FRAME HARNESS
815A 048 CLIP; FRAME HARNESS
815A 048 CLIP; FRAME HARNESS
815A 048 CLIP; FRAME HARNESS
815A 048 CLIP; FRAME HARNESS
815A 051
815A 051 CLIP; COOLER CMPR
815A 051 CLIP; COOLER CMPR
815A 051 CLIP; COOLER CMPR
815A 051 CLIP; COOLER CMPR
815A 053
815A 053 BRACKET; HARNESS
815A 053 BRACKET; HARNESS
815A 053 BRACKET; HARNESS
815A 053 BRACKET; HARNESS
815A 053 BRACKET; HARNESS
815A 053 BRACKET; HARNESS

Bolt
Bolt
Bolt
Bolt
Bolt
Bolt
Bolt
Bolt
Bolt
Bolt
Bolt
Bolt
Bolt
Bolt
Clip
Clip
Clip
Clip
Clip
Clip
Clip
Clip
Clip
Clip
Clip
Clip
Clip
Clip
Clip
Clip
Clip
Clip
Clip
Clip
Bracket
Bracket
Bracket
Bracket
Bracket
Bracket



POWERSTAR


815A 081 CLIP; HARNESS	Clip
815A 081 CLIP; HARNESS	Clip
815A 081 CLIP; HARNESS	Clip
815A 081 CLIP; HARNESS	Clip
815A 081 CLIP; HARNESS	Clip
815A 081 CLIP; HARNESS	Clip
815A 081 CLIP; HARNESS	Clip
815A 084	WASHER; LK BRKT,HARNESS
815A 084 WASHER; LK BRKT,HARNESS	WASHER; LK BRKT,HARNESS
815A 086	Bolt
815A 086 BOLT; CLIP BRKT	Bolt
815A 102	Binding tape
815A 102 CLIP; BAND	Binding tape
815A 102 CLIP; BAND	Binding tape
815A 102 CLIP; BAND	Binding tape
815A 102 CLIP; BAND	Binding tape
815A 102 CLIP; BAND	Binding tape
815A 102 CLIP; BAND	Binding tape
815A 111	Clip
815A 111 CLIP; STOP LAMP SW HARNESS	Clip
815A 116	Binding tape
815A 116 CLIP; ROOF HARNESS	Binding tape
815A 116 CLIP; ROOF HARNESS	Binding tape
815A 139	Bolt
815A 139 BOLT; BRKT	Bolt
815A 139 BOLT; BRKT	Bolt
815A 139 BOLT; BRKT	Bolt
815A 139 BOLT; BRKT	Bolt
815A 139 BOLT; BRKT	Bolt
815A 139 BOLT; BRKT	Bolt
815A 139 BOLT; BRKT	Bolt
815A 139 BOLT; BRKT	Bolt
815A 139 BOLT; BRKT	Bolt
815A 139 BOLT; BRKT	Bolt



815A 139 BOLT; BRKT	Bolt
815A 139 BOLT; BRKT	Bolt
815A 139 BOLT; BRKT	Bolt
815A 139 BOLT; BRKT	Bolt
815A 139 BOLT; BRKT	Bolt
815A 142	Binding tape
815A 142 CLIP; HARNESS,ENG	Binding tape
815A 142 CLIP; HARNESS,ENG	Binding tape
815A 142 CLIP; HARNESS,ENG	Binding tape
815A 142 CLIP; HARNESS,ENG	Binding tape
815A 142 CLIP; HARNESS,ENG	Binding tape
815A 150	Bolt
815A 150 BOLT; CLIP	Bolt
815A 150 BOLT; CLIP	Bolt
815A 150 BOLT; CLIP	Bolt
815A 150 BOLT; CLIP	Bolt
815A 150 BOLT; CLIP	Bolt
815A 150 BOLT; CLIP	Bolt
815A 150 BOLT; CLIP	Bolt
815A 171	Binding tape
815A 171 CLIP; STARTER HARNESS	Binding tape
815A 171 CLIP; STARTER HARNESS	Binding tape
815A 171 CLIP; STARTER HARNESS	Binding tape
815A 178	Rubber bushing
815A 178 GROMMET; HARNESS	Rubber bushing
815A 178 GROMMET; HARNESS	Rubber bushing
815A 178 GROMMET; HARNESS	Rubber bushing
815A 178 GROMMET; HARNESS	Rubber bushing
815A 178 GROMMET; HARNESS	Rubber bushing
815A 178 GROMMET; HARNESS	Rubber bushing
815A 194	Binding tape
815A 194 CLIP; BAND	Binding tape
815A 194 CLIP; BAND	Binding tape



815A 224	SLEEVE; RUBBER,HARNESS	Rubber bushing
815A 242		Bolt
815A 242	BOLT; BRKT,HARNESS	Bolt
815A 242	BOLT; BRKT,HARNESS	Bolt
815A 242	BOLT; BRKT,HARNESS	Bolt
815A 242	BOLT; BRKT,HARNESS	Bolt
815A 294		Nut
815A 294	NUT	Nut
815A 294	NUT	Nut
815A 294	NUT	Nut
815A 294	NUT	Nut
815A 294	NUT	Nut
815A 294	NUT	Nut
815A 305		Clip
815A 305	CLIP; ENG HARNESS	Clip
815A 306		Clip
815A 306	CLIP; HARNESS,ELEC GOV	Clip
815A 306	CLIP; HARNESS,ELEC GOV	Clip
815A 306	CLIP; HARNESS,ELEC GOV	Clip
815A 306	CLIP; HARNESS,ELEC GOV	Clip
815A 306	CLIP; HARNESS,ELEC GOV	Clip
815A 312		Bracket
815A 312	BRACKET; CLIP HARNESS	Bracket
815A 312	BRACKET; CLIP HARNESS	Bracket
815A 335		Bracket
815A 335	BRACKET; CONNECTOR	Bracket
815A 335	BRACKET; CONNECTOR	Bracket
815A 341		Binding tape
815A 341	CLIP; BAND,STARTER RELAY	Binding tape
815A 342		Bracket
815A 342	BRACKET; HARNESS CAB MTG	Bracket
815A 342	BRACKET; HARNESS CAB MTG	Bracket



POWERSTAR

815A 358
815A 358 BOLT; EARTH
815A 369
815A 369 CLIP; BAND EDS HARNESS
815A 373
815A 373 CLIP; BAND,GEN HARNESS
815A 373 CLIP; BAND,GEN HARNESS
815A 373 CLIP; BAND,GEN HARNESS
815A 375
815A 375 BRACKET; AC GEN HARNESS CLIP
815A 377
815A 377 BOLT; CAB EARTH
815A 380
815A 380 CLIP; EARTH HARNESS
815A 386
815A 386 BOLT; GRAND HARNESS
815A 423
815A 423 WASHER; HARNESS,EARTH
815A 425
815A 425 CLIP; MODULATOR
815A 466
815A 466 BOLT; HEAT PROTECTOR
815A 480
815A 480 BOLT; BRKT
815A 490
815A 490 BOLT; CLIP,RELAY BOX
815A 490 BOLT; CLIP,RELAY BOX
815A 490 BOLT; CLIP,RELAY BOX
815A 490 BOLT; CLIP,RELAY BOX
815A 515
815A 515 NUT; BRKT
815A 515 NUT; BRKT

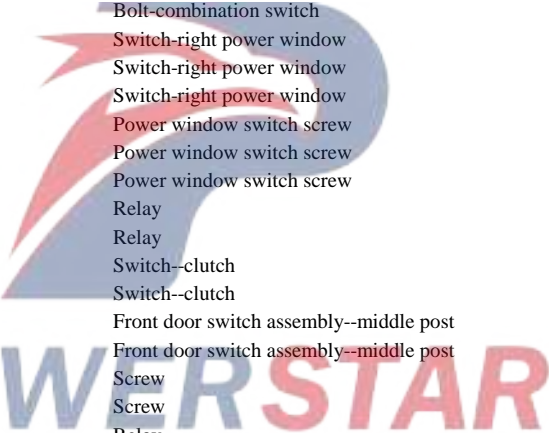
Bolt
Bolt
Binding tape
Binding tape
Clip
Clip
Clip
Clip
Bracket
Bracket
Ground bolt
Ground bolt
Clip
Clip
Bolt
Bolt
WASHER
WASHER
Binding tape
Binding tape
Bolt
Bolt
Bolt
Bolt
Bolt
Bolt
Bolt
Bolt
Nut
Nut
Nut



POWERSTAR

815A 524		Nut
815A 524	NUT; HARNESS	Nut
815A 525		Nut
815A 525	NUT; CLIP	Nut
815A 530		Insertion strip
815A 530	SEAL; HARNESS	Insertion strip
815A 530	SEAL; HARNESS	Insertion strip
815A 600		Heat insulation plate
815A 600	PROTECTOR; HEAT	Heat insulation plate
815A 600	PROTECTOR; HEAT	Heat insulation plate
820A 006		Support-sensor fixing
820A 006	HOLDER; SPD SENSOR	Support-sensor fixing
820A 006	HOLDER; SPD SENSOR	Support-sensor fixing
820A 150		Right front sensor-ABS
820A 150	SENSOR; SPEED,ABS	Right front sensor-ABS
820A 150	SENSOR; SPEED,ABS	Right front sensor-ABS
820A 150	SENSOR; SPEED,ABS	Right front sensor-ABS
820A 150	SENSOR; SPEED,ABS	Right front sensor-ABS
820A 150	SENSOR; SPEED,ABS	Right front sensor-ABS
820A 150	SENSOR; SPEED,ABS	Right front sensor-ABS
821A 001		Instrument cluster assembly
821A 001	METER COMPL; CLUSTER	Instrument cluster assembly
821A 002		Integrated instrument panel
821A 002	PANEL; CLUSTER	Integrated instrument panel
821A 011		Instrument cover assembly
821A 011	CLUSTER ASM; METER	Instrument cover assembly
821A 011	CLUSTER ASM; METER	Instrument cover assembly
821A 031		Screw
821A 031	SCREW; METER,INST PANEL	Screw
821A 110		Instrument cluster's glass cover
821A 110	GLASS; CLUSTER METER	Instrument cluster's glass cover
821A 151		Clip

821A 151	CLIP; METER CLUSTER	Clip
821A 151	CLIP; METER CLUSTER	Clip
821A 151	CLIP; METER CLUSTER	Clip
821A 151	CLIP; METER CLUSTER	Clip
821A 151	CLIP; METER CLUSTER	Clip
825A 001		Combination switch
825A 001	SWITCH; COMB	Combination switch
825A 003		Bolt-combination switch
825A 003	SCREW; COMB SW	Bolt-combination switch
825A 008		Switch-right power window
825A 008	SWITCH; POWER WINDOW	Switch-right power window
825A 008	SWITCH; POWER WINDOW	Switch-right power window
825A 010		Power window switch screw
825A 010	SCREW; POWER WINDOW SW	Power window switch screw
825A 010	SCREW; POWER WINDOW SW	Power window switch screw
825A 012		Relay
825A 012	RELAY; POWER WINDOW	Relay
825A 021		Switch--clutch
825A 021	SWITCH; CLU	Switch--clutch
825A 029		Front door switch assembly--middle post
825A 029	SWITCH; DOOR	Front door switch assembly--middle post
825A 030		Screw
825A 030	SCREW; DOOR SW	Screw
825A 039		Relay
825A 039	RELAY; DOOR LK	Relay
825A 064		Limit switch
825A 064	SWITCH; CAB TILT MAIN	Limit switch
825A 065		Switch-cab tilting
825A 065	SWITCH; CAB TILT LK	Switch-cab tilting
825A 096		Front fog light switch
825A 096	SWITCH; FOG LAMP	Front fog light switch
825A 099		RELAY; FOG LAMP



POWERSTAR

825A 099 RELAY; FOG LAMP	RELAY; FOG LAMP
825A 106	Switch
825A 106 SWITCH; REMOTE CONT MIRROR	Switch
825A 164	Relay
825A 164 RELAY; A/C COMPRESSOR	Relay
825A 237	Nut
825A 237 NUT	Nut
825A 237 NUT	Nut
825A 249	Emergency alarm switch
825A 249 SWITCH; HAZARD	Emergency alarm switch
825A 253	Button trim cover
825A 253 COVER; SW HOLE	Button trim cover
825A 253 COVER; SW HOLE	Button trim cover
825A 253 COVER; SW HOLE	Button trim cover
825A 253 COVER; SW HOLE	Button trim cover
825A 253 COVER; SW HOLE	Button trim cover
825A 253 COVER; SW HOLE	Button trim cover
825A 253 COVER; SW HOLE	Button trim cover
825A 253 COVER; SW HOLE	Button trim cover
825A 253 COVER; SW HOLE	Button trim cover
825A 257	Hole cover--front door switch
825A 257 COVER; HOLE,SW	Hole cover--front door switch
825A 257 COVER; HOLE,SW	Hole cover--front door switch
825A 257 COVER; HOLE,SW	Hole cover--front door switch
825A 257 COVER; HOLE,SW	Hole cover--front door switch
825A 257 COVER; HOLE,SW	Hole cover--front door switch
825A 263	Button trim cover
825A 263 COVER; SW	Button trim cover
825A 263 COVER; SW	Button trim cover
825A 263 COVER; SW	Button trim cover
825A 263 COVER; SW	Button trim cover
825A 263 COVER; SW	Button trim cover
825A 263 COVER; SW	Button trim cover
825A 263 COVER; SW	Button trim cover



825A 263 COVER; SW
825A 263 COVER; SW
825A 263 COVER; SW
825A 263 COVER; SW
825A 307
825A 307 BULB ASM; SW
825A 317
825A 317 RELAY; BLOWER MOTOR,HTR
825A 360
825A 360 SWITCH ASM; DIFF LK
825A 368
825A 368 SWITCH; LAMP
825A 370
825A 370 BOLT; SW
825A 430
825A 430 ADAPTER; SW
825A 436
825A 436 SWITCH; HEADLAMP LEVELING
825A 507
825A 507 SWITCH; MIRROR HEATER
825A 595
825A 595 RELAY; IGNITION
825A 610
825A 610 RELAY; KEY ON
825A 610 RELAY; KEY ON
825A 639
825A 639 SWITCH; EMERGENCY
825A 666
825A 666 CLIP; AXLE HARNESS
825A 667
825A 667 BOLT; CLIP
826A 001

Button trim cover
Button trim cover
Button trim cover
Button trim cover
Bulb
Bulb
Relay
Relay
Switch-differential gear lock
Switch-differential gear lock
Switch
Switch
Bolt
Bolt
Connector
Connector
Switch-headlight
Switch-headlight
Switch
Switch
Relay
Relay
Relay
Relay
Relay
Switch
Switch
Clip
Clip
Bolt
Bolt
Cigarette lighter assembly



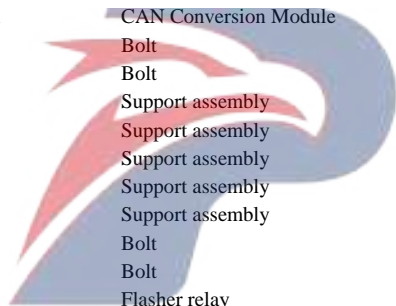
POWERSTAR

826A 001	LIGHTER; CIGAR	Cigarette lighter assembly
826A 021		Button trim cover
826A 021	COVER; HOLE	Button trim cover
826A 062		Nut
826A 062	NUT; BRKT	Nut
826A 062	NUT; BRKT	Nut
826A 068		Bolt
826A 068	BOLT; BRKT	Bolt
826A 068	BOLT; BRKT	Bolt
826A 068	BOLT; BRKT	Bolt
826A 069		Nut
826A 069	NUT; BRKT	Nut
826A 070		Clip
826A 070	CLIP; BAND	Clip
826A 158		Control module-ABS
826A 158	CONTROLLER; ABS	Control module-ABS
826A 273		Binding tape
826A 273	CLIP; HARNESS	Binding tape
826A 373		Harness
826A 373	HARNESS; CLU SWITCH	Harness
826A 437		Relay
826A 437	CONVERTER; DC	Relay
826A 465		Bolt
826A 465	BOLT; CLIP	Bolt
826A 466		Nut
826A 466	NUT; CLIP	Nut
826A 485		Vehicle speed control module
826A 485	CONTROL UNIT; SPEED SENSOR	Vehicle speed control module
826A 491		Fixing nail
826A 491	PLUG; HOLE,CONT UNIT	Fixing nail
826A 491	PLUG; HOLE,CONT UNIT	Fixing nail
826A 497		Switch-cab tilting



POWERSTAR

826A 497 SWITCH; CAB TILT	Switch-cab tilting
826A 657	Control unit
826A 657 CONTROL UNIT; MIMAMORI	Control unit
826A 677	Sensor-air pressure
826A 677 SENSOR; AIR METER	Sensor-air pressure
826A 688	Binding tape
826A 688 CLIP; CABLE	Binding tape
826A 700	CAN Conversion Module
826A 700 CONTROL UNIT; CAN CONVERTER	CAN Conversion Module
826A 726	Bolt
826A 726 BOLT; SW,CAB TILT	Bolt
826A 756	Support assembly
826A 756 BRACKET; ECU,BCM	Support assembly
826A 756 BRACKET; ECU,BCM	Support assembly
826A 756 BRACKET; ECU,BCM	Support assembly
826A 756 BRACKET; ECU,BCM	Support assembly
826A 757	Bolt
826A 757 BOLT; BRKT,BCM	Bolt
828A 001	Flasher relay
828A 001 UNIT; FLASHER	Flasher relay
828A 008	Relay
828A 008 RELAY; WIPER	Relay
828A 022	Relay
828A 022 RELAY; STOP LAMP	Relay
828A 034	Connector
828A 034 CONNECTOR; MAG VLV,INL PORT	Connector
828A 034 CONNECTOR; MAG VLV,INL PORT	Connector
828A 034 CONNECTOR; MAG VLV,INL PORT	Connector
828A 036	Bolt
828A 036 BOLT; MAG VLV,PTO CONT	Bolt
828A 036 BOLT; MAG VLV,PTO CONT	Bolt
828A 040	Bracket



POWERSTAR

828A 040	BRACKET; MAG VLV	Bracket
828A 040	BRACKET; MAG VLV	Bracket
828A 044		High-pitch horn
828A 044	HORN; HIGH NOTE	High-pitch horn
828A 045		Bass horn
828A 045	HORN; LOW NOTE	Bass horn
828A 050		Support-horn
828A 050	BRACKET; HORN	Support-horn
828A 051		Ground bolt
828A 051	BOLT; HORN TO BRKT	Ground bolt
828A 051	BOLT; HORN TO BRKT	Ground bolt
828A 064		Nanabosh socket
828A 064	SOCKET; TRAILER	Nanabosh socket
828A 064	SOCKET; TRAILER	Nanabosh socket
828A 065		Bolt
828A 065	BOLT; SOCKET FIX	Bolt
828A 066		Nut
828A 066	NUT; SOCKET FIX	Nut
828A 066	NUT; SOCKET FIX	Nut
828A 084		Alarm--low air pressure
828A 084	BUZZER; POWER CAB TILT	Alarm--low air pressure
828A 085		Bolt
828A 085	BOLT; BUZZER,POWER CAB TILT	Bolt
828A 086		Nut
828A 086	NUT; BUZZER	Nut
828A 087		Connector
828A 087	VALVE; MAG,GOV CONT	Connector
828A 089		Solenoid valve assembly
828A 089	VALVE; MAG,DIFF LOCK	Solenoid valve assembly
828A 089	VALVE; MAG,DIFF LOCK	Solenoid valve assembly
828A 090		Bolt
828A 090	BOLT; MAG VLV	Bolt



828A 091
 828A 091 NUT; MAG VLV
 828A 115
 828A 115 RELAY; POWER CAB TILT UNIT
 828A 115 RELAY; POWER CAB TILT UNIT
 828A 115 RELAY; POWER CAB TILT UNIT
 828A 116
 828A 116 BOLT; RELAY FIX
 828A 117
 828A 117 NUT; RELAY FIX
 828A 180
 828A 180 NUT; FLASHER UNIT
 828A 261
 828A 261 PLUG; MAG VLV
 828A 261 PLUG; MAG VLV
 828A 272
 828A 272 BOLT; MAG VLV
 828A 298
 828A 298 NUT; MAG VLV
 828A 299
 828A 299 SOCKET; PARKING
 828A 329
 828A 329 RELAY; BACK LAMP
 828A 331
 828A 331 RELAY; A/C
 828A 424
 828A 424 ADAPTER
 828A 424 ADAPTER
 828A 440
 828A 440 MODULE; INFORMATION,ABS
 828A 462
 828A 462 RELAY; INFORMATION,ABS

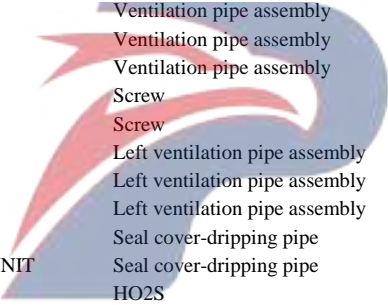
Nut
 Nut
 Relay
 Relay
 Relay
 Relay
 Bolt
 Bolt
 Nut
 Nut
 Nut
 Nut
 Clogging
 Clogging
 Clogging
 Bolt
 Bolt
 Nut
 Nut
 Socket
 Socket
 Relay
 Relay
 Relay
 Relay
 Connector
 Connector
 Connector
 Controller
 Controller
 Relay
 Relay



POWER STAR

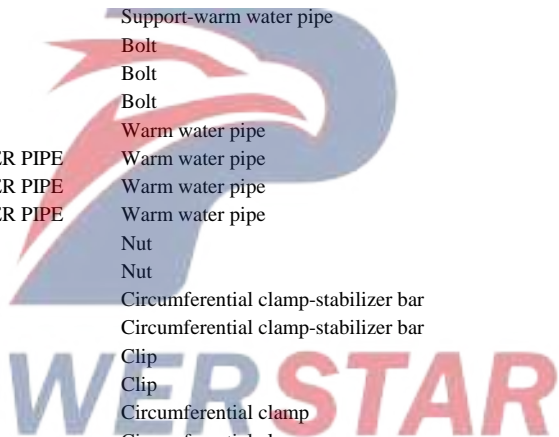
828A 468		Nut
828A 468	NUT; MODULE	Nut
828A 507		Nylon hose
828A 507	TUBE; NYLON	Nylon hose
828A 531		Relay
828A 531	RELAY; MAIN	Relay
828A 602		O-ring
828A 602	GASKET; MAG VLV	O-ring
828A 694		Relay
828A 694	RELAY; RR FOG LAMP	Relay
828A 714		Solenoid valve assembly
828A 714	VALVE; MAG,TRANS,LOW TO HIGH	Solenoid valve assembly
828A 714	VALVE; MAG,TRANS,LOW TO HIGH	Solenoid valve assembly
828A 754		Relay
828A 754	RELAY; TRAILER STOP	Relay
828A 770		Relay
828A 770	RELAY; ENG BRK	Relay
828A 778		Relay
828A 778	RELAY; DEF DCM EXH NOX SENSOR	Relay
840A 008		Connection pipeline assembly-lower ventilation
840A 008	DUCT; HTR AIR,DRIVER FOOT	Connection pipeline assembly-lower ventilation
840A 012		Defrosting pipe
840A 012	NOZZLE; DEFROSTER	Defrosting pipe
840A 017		Defrosting pipe--left side
840A 017	NOZZLE; DEFROSTER,SIDE	Defrosting pipe--left side
840A 017	NOZZLE; DEFROSTER,SIDE	Defrosting pipe--left side
840A 050		Air outlet assembly--air filter
840A 050	VALVE ASM; HTR	Air outlet assembly--air filter
840A 071		Nut
840A 071	NUT; BLOWER UNIT TO DASH	Nut
840A 072		Bolt
840A 072	BOLT; BLOWER UNIT	Bolt

840A 077		Bolt
840A 077	BOLT; HTR UNIT	Bolt
840A 077	BOLT; HTR UNIT	Bolt
840A 077	BOLT; HTR UNIT	Bolt
840A 107		Bolt
840A 107	BOLT; STAY,HTR UNIT	Bolt
840A 123		Bolt
840A 123	SCREW; DUCT	Bolt
840A 173		Ventilation pipe assembly
840A 173	DUCT; FOOT,HTR	Ventilation pipe assembly
840A 173	DUCT; FOOT,HTR	Ventilation pipe assembly
840A 185		Screw
840A 185	SCREW; VENT DUCT	Screw
840A 186		Left ventilation pipe assembly
840A 186	DUCT; VENTILATOR	Left ventilation pipe assembly
840A 186	DUCT; VENTILATOR	Left ventilation pipe assembly
840A 206		Seal cover-dripping pipe
840A 206	GROMMET; A/C PIPE TO BLOWER UNIT	Seal cover-dripping pipe
840A 207		HO2S
840A 207	SENSOR; AMBIENT	HO2S
840A 223		Washer nut
840A 223	GROMMET; SCREW	Washer nut
840A 240		Ventilation pipeline assembly
840A 240	DUCT; AIR,HTR	Ventilation pipeline assembly
840A 245		Fixing nail
840A 245	CLIP; FOOT DUCT	Fixing nail
840A 277		Nut
840A 277	NUT; HTR	Nut
840A 317		Screw
840A 317	SCREW; DEFROSTER NOZZLE	Screw
840A 317	SCREW; DEFROSTER NOZZLE	Screw
840A 471		Nut




POWER STAR

840A 471 NUT; BLOWER	Nut
840A 475	Support-blower motor
840A 475 BRACKET; BLOWER	Support-blower motor
840A 475 BRACKET; BLOWER	Support-blower motor
840A 476	Screw
840A 476 SCREW; VALVE	Screw
845A 015	Support-warm water pipe
845A 015 BRACKET; WATER HOSE	Support-warm water pipe
845A 015 BRACKET; WATER HOSE	Support-warm water pipe
845A 018	Bolt
845A 018 BOLT; WATER HOSE	Bolt
845A 018 BOLT; WATER HOSE	Bolt
845A 027	Warm water pipe
845A 027 HOSE; WATER,HTR UNIT TO WATER PIPE	Warm water pipe
845A 027 HOSE; WATER,HTR UNIT TO WATER PIPE	Warm water pipe
845A 027 HOSE; WATER,HTR UNIT TO WATER PIPE	Warm water pipe
845A 040	Nut
845A 040 NUT; CLIP	Nut
845A 041	Circumferential clamp-stabilizer bar
845A 041 CLAMP; WATER HOSE,HTR	Circumferential clamp-stabilizer bar
845A 045	Clip
845A 045 CLIP; WATER PIPE	Clip
845A 047	Circumferential clamp
845A 047 CLAMP; WATER HOSE,HTR	Circumferential clamp
845A 048	Bolt
845A 048 BOLT; CLIP FIX	Bolt
845A 048 BOLT; CLIP FIX	Bolt
845A 053	Nut
845A 053 NUT; HOSE CLIP	Nut
845A 053 NUT; HOSE CLIP	Nut
845A 053 NUT; HOSE CLIP	Nut
845A 056	Warm air blower hose clamp

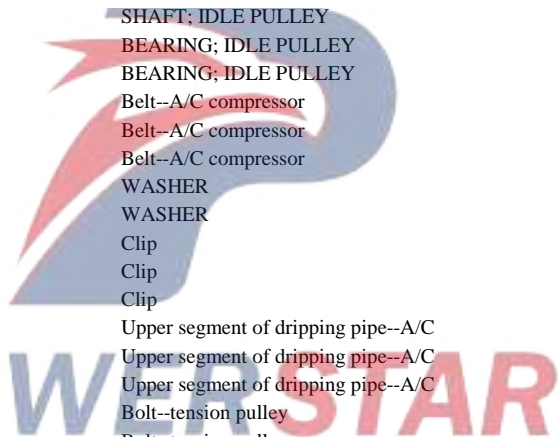


845A 056	CLAMP; HTR HOSE	Warm air blower hose clamp
845A 056	CLAMP; HTR HOSE	Warm air blower hose clamp
845A 086		Clip
845A 086	CLIP; HTR HOSE	Clip
845A 086	CLIP; HTR HOSE	Clip
845A 086	CLIP; HTR HOSE	Clip
845A 086	CLIP; HTR HOSE	Clip
845A 103		Connector
845A 103	CONNECTOR; HOSE	Connector
845A 103	CONNECTOR; HOSE	Connector
850A 001		Support—A/C compressor
850A 001	BRACKET; A/C	Support—A/C compressor
850A 001	BRACKET; A/C	Support—A/C compressor
850A 004		Bolt
850A 004	BOLT; A/C CMPR BRKT	Bolt
850A 004	BOLT; A/C CMPR BRKT	Bolt
850A 004	BOLT; A/C CMPR BRKT	Bolt
850A 004	BOLT; A/C CMPR BRKT	Bolt
850A 004	BOLT; A/C CMPR BRKT	Bolt
850A 004	BOLT; A/C CMPR BRKT	Bolt
850A 012		Bolt
850A 012	BOLT; ADJ,CMPR	Bolt
850A 025		Tensioner assembly
850A 025	PULLEY ASM; IDLER,CMPR	Tensioner assembly
850A 025	PULLEY ASM; IDLER,CMPR	Tensioner assembly
850A 027		PULLEY; IDLE,A/C
850A 027	PULLEY; IDLE,A/C	PULLEY; IDLE,A/C
850A 027	PULLEY; IDLE,A/C	PULLEY; IDLE,A/C
850A 029		COVER; DUST,IDLE PULLEY
850A 029	COVER; DUST,IDLE PULLEY	COVER; DUST,IDLE PULLEY
850A 029	COVER; DUST,IDLE PULLEY	COVER; DUST,IDLE PULLEY
850A 029	COVER; DUST,IDLE PULLEY	COVER; DUST,IDLE PULLEY



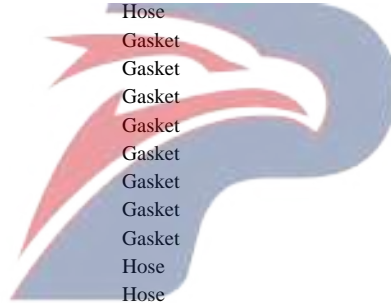
POWERSTAR

850A 030		COLLAR; IDLE PULLEY
850A 030	COLLAR; IDLE PULLEY	COLLAR; IDLE PULLEY
850A 030	COLLAR; IDLE PULLEY	COLLAR; IDLE PULLEY
850A 033		NUT; IDLER PULLEY
850A 033	NUT; IDLER PULLEY	NUT; IDLER PULLEY
850A 033	NUT; IDLER PULLEY	NUT; IDLER PULLEY
850A 034		SHAFT; IDLE PULLEY
850A 034	SHAFT; IDLE PULLEY	SHAFT; IDLE PULLEY
850A 034	SHAFT; IDLE PULLEY	SHAFT; IDLE PULLEY
850A 044		BEARING; IDLE PULLEY
850A 044	BEARING; IDLE PULLEY	BEARING; IDLE PULLEY
850A 066		Belt--A/C compressor
850A 066	BELT; A/C CMPR	Belt--A/C compressor
850A 066	BELT; A/C CMPR	Belt--A/C compressor
850A 113		WASHER
850A 113	WASHER; PL,BRKT	WASHER
850A 211		Clip
850A 211	CLIP; HOSE	Clip
850A 211	CLIP; HOSE	Clip
850A 378		Upper segment of dripping pipe--A/C
850A 378	HOSE; DRAIN,EVAPORATOR	Upper segment of dripping pipe--A/C
850A 378	HOSE; DRAIN,EVAPORATOR	Upper segment of dripping pipe--A/C
850A 473		Bolt-tension pulley
850A 473	BOLT; TENSIONER	Bolt-tension pulley
852A 021		Support assembly--cooling circuit
852A 021	BRACKET; COOLER HOSE	Support assembly--cooling circuit
852A 023		Bolt
852A 023	BOLT; BRKT	Bolt
852A 025		Nut
852A 025	NUT; BRKT	Nut
852A 025	NUT; BRKT	Nut
852A 025	NUT; BRKT	Nut



852A 035
 852A 035 NUT; FLEX HOSE,A/C
 852A 040
 852A 040 BOLT; CLIP BRKT
 852A 043
 852A 043 HOSE; FLEX,A/C,EVAP TO CMPR
 852A 043 HOSE; FLEX,A/C,EVAP TO CMPR
 852A 043 HOSE; FLEX,A/C,EVAP TO CMPR
 852A 043 HOSE; FLEX,A/C,EVAP TO CMPR
 852A 050
 852A 050 GASKET; FLEX HOSE,A/C
 852A 050 GASKET; FLEX HOSE,A/C
 852A 050 GASKET; FLEX HOSE,A/C
 852A 050 GASKET; FLEX HOSE,A/C
 852A 067
 852A 067 GASKET; FLEX HOSE
 852A 067 GASKET; FLEX HOSE
 852A 091
 852A 091 HOSE; FLEX,CMPR
 852A 091 HOSE; FLEX,CMPR
 852A 150
 852A 150 CLIP; HOSE
 852A 150 CLIP; HOSE
 852A 162
 852A 162 BOLT; FLEX HOSE
 852A 216
 852A 216 BOLT; HOSE FIX
 860A 001
 860A 001 HEATER UNIT
 860A 016
 860A 016 SHUTTER; HTR UNIT,CENTER UPR
 860A 029

Nut
 Nut
 Bolt
 Bolt
 Hose
 Hose
 Hose
 Hose
 Gasket
 Gasket
 Gasket
 Gasket
 Gasket
 Gasket
 Gasket
 Gasket
 Gasket
 Hose
 Hose
 Clip
 Clip
 Clip
 Bolt
 Bolt
 Bolt
 Bolt
 Warm air blower assembly
 Warm air blower assembly
 SHUTTER; HTR UNIT,CENTER UPR
 SHUTTER; HTR UNIT,CENTER UPR
 COVER; HTR UNIT



POWERSTAR

860A 029 COVER; HTR UNIT
860A 030
860A 030 SCREW; HTR UNIT
860A 032
860A 032 SCREW; HTR UNIT
860A 034
860A 034 LEVER; SHUTTER,HTR UNIT
860A 035
860A 035 LEVER; SHUTTER,HTR UNIT
860A 041
860A 041 THERMOSTAT; HTR UNIT
860A 044
860A 044 LEVER; SHUTTER,HTR UNIT
860A 045
860A 045 LEVER; SHUTTER,HTR UNIT
860A 048
860A 048 LEVER; HTR UNIT
860A 052
860A 052 LEVER; SHUTTER,HTR UNIT
860A 056
860A 056 LEVER; SHUTTER,HTR UNIT
860A 059
860A 059 SHUTTER; HTR UNIT,SIDE
860A 061
860A 061 CASE; HTR UNIT
860A 061 CASE; HTR UNIT
860A 066
860A 066 SHUTTER; HTR UNIT,CENTER LWR
860A 067
860A 067 CLIP; HTR UNIT
860A 068
860A 068 CORE; HTR UNIT

COVER; HTR UNIT
SCREW; HTR UNIT
SCREW; HTR UNIT
SCREW; HTR UNIT
SCREW; HTR UNIT
LEVER; SHUTTER,HTR UNIT
LEVER; SHUTTER,HTR UNIT
LEVER; SHUTTER,HTR UNIT
LEVER; SHUTTER,HTR UNIT
THERMOSTAT; HTR UNIT
THERMOSTAT; HTR UNIT
LEVER; SHUTTER,HTR UNIT
LEVER; SHUTTER,HTR UNIT
LEVER; SHUTTER,HTR UNIT
LEVER; SHUTTER,HTR UNIT
LEVER; HTR UNIT
LEVER; HTR UNIT
LEVER; SHUTTER,HTR UNIT
LEVER; SHUTTER,HTR UNIT
LEVER; SHUTTER,HTR UNIT
SHUTTER; HTR UNIT,SIDE
SHUTTER; HTR UNIT,SIDE
CASE; HTR UNIT
CASE; HTR UNIT
CASE; HTR UNIT
SHUTTER; HTR UNIT,CENTER LWR
SHUTTER; HTR UNIT,CENTER LWR
CLIP; HTR UNIT
CLIP; HTR UNIT
CORE; HTR UNIT
CORE; HTR UNIT



860A 068 CORE; HTR UNIT
860A 072
860A 072 NUT; CASE,HTR UNIT
860A 073
860A 073 PLATE; HTR UNIT
860A 076
860A 076 BRACKET; HTR UNIT
860A 077
860A 077 COVER; HTR CASE
860A 093
860A 093 PLATE; HTR UNIT
860A 100
860A 100 PIPE; CORE,HTR UNIT
860A 101
860A 101 GASKET; CORE,HTR UNIT
860A 133
860A 133 CLIP; PIPE
860A 135
860A 135 COVER; HTR
860A 162
860A 162 SCREW; CLIP FIX
860A 207
860A 207 CLAMP; HTR UNIT
860A 207 CLAMP; HTR UNIT
860A 212
860A 212 BOLT; HTR UNIT
860A 219
860A 219 AMPLIFIER; HEATER UNIT
860A 234
860A 234 EVAPORATOR ASM; HEATER
860A 235
860A 235 GASKET; EVAPORATOR

CORE; HTR UNIT
NUT; CASE,HTR UNIT
NUT; CASE,HTR UNIT
PLATE; HTR UNIT
PLATE; HTR UNIT
Support-warm air blower
Support-warm air blower
COVER; HTR CASE
COVER; HTR CASE
PLATE; HTR UNIT
PLATE; HTR UNIT
PIPE; CORE,HTR UNIT
PIPE; CORE,HTR UNIT
GASKET; CORE,HTR UNIT
GASKET; CORE,HTR UNIT
CLIP; PIPE
CLIP; PIPE
COVER; HTR
COVER; HTR
SCREW; CLIP FIX
SCREW; CLIP FIX
CLAMP; HTR UNIT
CLAMP; HTR UNIT
CLAMP; HTR UNIT
BOLT; HTR UNIT
BOLT; HTR UNIT
AMPLIFIER; HEATER UNIT
AMPLIFIER; HEATER UNIT
EVAPORATOR ASM; HEATER
EVAPORATOR ASM; HEATER
GASKET; EVAPORATOR
GASKET; EVAPORATOR



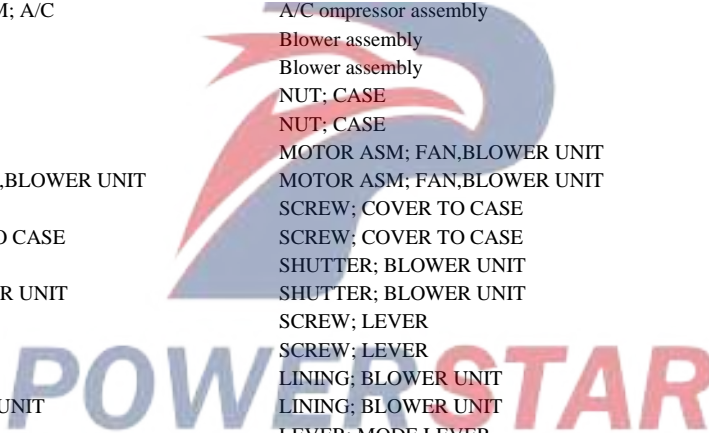
860A 235 GASKET; EVAPORATOR
860A 236
860A 236 GASKET; HEATER
860A 236 GASKET; HEATER
860A 237
860A 237 INSULATOR; EVAPORATOR
860A 238
860A 238 VALVE; EXPANSION
860A 239
860A 239 TUBE ASM; HEATER
860A 240
860A 240 GASKET; HEATER
860A 240 GASKET; HEATER
860A 243
860A 243 CORE
860A 244
860A 244 PIPE; INLET
865A 003
865A 003 CABLE; HTR CONT LVR
865A 003 CABLE; HTR CONT LVR
865A 009
865A 009 LEVER ASM; HTR & A/C CONT
865A 022
865A 022 SWITCH; A/C,MAIN
865A 022 SWITCH; A/C,MAIN
865A 025
865A 025 CLIP; CABLE,CONT LEVER
865A 037
865A 037 KNOB; SW,HTR CONT LVR
865A 058
865A 058 KNOB; LVR,HTR CONT LVR
865A 058 KNOB; LVR,HTR CONT LVR

GASKET; EVAPORATOR
GASKET; HEATER
GASKET; HEATER
GASKET; HEATER
INSULATOR; EVAPORATOR
INSULATOR; EVAPORATOR
VALVE; EXPANSION
VALVE; EXPANSION
TUBE ASM; HEATER
TUBE ASM; HEATER
GASKET; HEATER
GASKET; HEATER
GASKET; HEATER
CORE
CORE
PIPE; INLET
PIPE; INLET
Warm air blower control lever cable
Warm air blower control lever cable
Warm air blower control lever cable
Warm air control mechanism
Warm air control mechanism
Switch assembly
Switch assembly
Switch assembly
Clip
Clip
Warm air blower control lever switch handle
Warm air blower control lever switch handle
Warm air blower control lever handle
Warm air blower control lever handle
Warm air blower control lever handle



865A 062
865A 062 BULB; HTR CONT LVR
865A 098
865A 098 SCREW; CONT PANEL
865A 103
865A 103 CLIP
871A 001
871A 001 COMPRESSOR ASM; A/C
871A 001 COMPRESSOR ASM; A/C
873A 001
873A 001 BLOWER ASM
873A 003
873A 003 NUT; CASE
873A 010
873A 010 MOTOR ASM; FAN,BLOWER UNIT
873A 014
873A 014 SCREW; COVER TO CASE
873A 023
873A 023 SHUTTER; BLOWER UNIT
873A 032
873A 032 SCREW; LEVER
873A 034
873A 034 LINING; BLOWER UNIT
873A 037
873A 037 LEVER; MODE LEVER
873A 038
873A 038 CLIP; BLOWER UNIT
873A 039
873A 039 LEVER; SHUTTER,BLOWER UNIT
873A 042
873A 042 FILTER; BLOWER UNIT
873A 042 FILTER; BLOWER UNIT

Bulb; warm air blower control lever
Bulb; warm air blower control lever
Screw
Screw
Fixing nail
Fixing nail
A/C ompressor assembly
A/C ompressor assembly
A/C ompressor assembly
Blower assembly
Blower assembly
NUT; CASE
NUT; CASE
MOTOR ASM; FAN,BLOWER UNIT
MOTOR ASM; FAN,BLOWER UNIT
SCREW; COVER TO CASE
SCREW; COVER TO CASE
SHUTTER; BLOWER UNIT
SHUTTER; BLOWER UNIT
SCREW; LEVER
SCREW; LEVER
LINING; BLOWER UNIT
LINING; BLOWER UNIT
LEVER; MODE LEVER
LEVER; MODE LEVER
CLIP; BLOWER UNIT
CLIP; BLOWER UNIT
LEVER; SHUTTER,BLOWER UNIT
LEVER; SHUTTER,BLOWER UNIT
Air filter
Air filter
Air filter

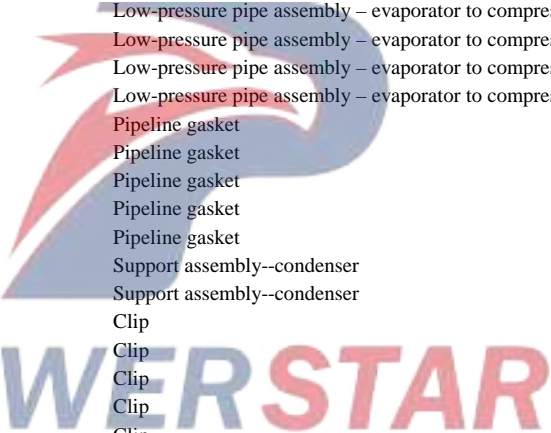


873A 049
873A 049 CASE; BLOWER UNIT
873A 049 CASE; BLOWER UNIT
873A 049 CASE; BLOWER UNIT
873A 049 CASE; BLOWER UNIT
873A 078
873A 078 SCREW; CASE TO CASE
873A 104
873A 104 RESISTOR; BLOWER UNIT
873A 105
873A 105 SCREW; RESISTOR
875A 001
875A 001 CONDENSER; A/C
875A 004
875A 004 MOTOR ASM; FAN
875A 005
875A 005 SHROUD; FAN MOTOR
875A 009
875A 009 BOLT; BRKT
875A 012
875A 012 BOLT; FAN MOTOR
875A 015
875A 015 FAN; MOTOR
875A 018
875A 018 NUT; FAN,CENTER
875A 022
875A 022 CONDENSER ASM; A/C
875A 026
875A 026 BRACKET; LOW
875A 027
875A 027 BOLT; BRKT,LOW SIDE
875A 027 BOLT; BRKT,LOW SIDE

CASE; BLOWER UNIT
CASE; BLOWER UNIT
CASE; BLOWER UNIT
CASE; BLOWER UNIT
CASE; BLOWER UNIT
CASE; BLOWER UNIT
SCREW; CASE TO CASE
SCREW; CASE TO CASE
RESISTOR; BLOWER UNIT
RESISTOR; BLOWER UNIT
SCREW; RESISTOR
SCREW; RESISTOR
Condenser assembly--A/C
Condenser assembly--A/C
Fan motor assembly
Fan motor assembly
Fan motor cover
Fan motor cover
Bracket bolt
Bracket bolt
Fan motor bolt
Fan motor bolt
Motor fan
Motor fan
Intermediate fan nut
Intermediate fan nut
Condenser dryer assembly
Condenser dryer assembly
Lower bracket
Lower bracket
Low-side bracket bolt
Low-side bracket bolt
Low-side bracket bolt



875A 029		Side bracket
875A 029	BRACKET; SIDE	Side bracket
875A 029	BRACKET; SIDE	Side bracket
875A 029	BRACKET; SIDE	Side bracket
875A 030		Bolt
875A 030	BOLT; CONDENSER,A/C	Bolt
875A 043		Bolt
875A 043	BOLT; BRKT,CONDENSER	Bolt
875A 053		Low-pressure pipe assembly – evaporator to compressor
875A 053	PIPE; CONDENSER	Low-pressure pipe assembly – evaporator to compressor
875A 053	PIPE; CONDENSER	Low-pressure pipe assembly – evaporator to compressor
875A 053	PIPE; CONDENSER	Low-pressure pipe assembly – evaporator to compressor
875A 055		Pipeline gasket
875A 055	GASKET; PIPE	Pipeline gasket
875A 055	GASKET; PIPE	Pipeline gasket
875A 055	GASKET; PIPE	Pipeline gasket
875A 055	GASKET; PIPE	Pipeline gasket
875A 059		Support assembly--condenser
875A 059	BRACKET; CONDENSER	Support assembly--condenser
875A 060		Clip
875A 060	CLIP; PIPE	Clip
875A 060	CLIP; PIPE	Clip
875A 060	CLIP; PIPE	Clip
875A 060	CLIP; PIPE	Clip
875A 080		Nut
875A 080	NUT; CONDENSER BRKT	Nut
875A 080	NUT; CONDENSER BRKT	Nut
875A 101		Bracket
875A 101	BRACKET; PIPE CLIP	Bracket
875A 115		Bolt
875A 115	BOLT; CLIP,CONDENSER	Bolt
875A 115	BOLT; CLIP,CONDENSER	Bolt



POWERSTAR

875A 115 BOLT; CLIP,CONDENSER
 875A 115 BOLT; CLIP,CONDENSER
 875A 122
 875A 122 SWITCH; PRESSURE
 875A 150
 875A 150 BRACKET; CONDENSER,MTG
 875A 150 BRACKET; CONDENSER,MTG
 875A 161
 875A 161 BOLT; PIPE
 875A 170
 875A 170 CAP; PIPE
 875A 170 CAP; PIPE
 875A 171
 875A 171 VALVE; PIPE
 875A 171 VALVE; PIPE
 875A 176
 875A 176 NUT; CLIP
 875A 187
 875A 187 NUT; SHROUD
 875A 188
 875A 188 BLOWER ASM; SHROUD
 875A 189
 875A 189 BOLT; TUBE
 875A 189 BOLT; TUBE
 875A 201
 875A 201 DRYER ASM; CONDENSER
 875A 214
 875A 214 COND & R/TANK ASM
 880A 002
 880A 002 LINK; FRT WIPER
 880A 002 LINK; FRT WIPER
 880A 002 LINK; FRT WIPER

Bolt
 Bolt
 Low-pressure switch
 Low-pressure switch
 BRACKET; CONDENSER,MTG
 BRACKET; CONDENSER,MTG
 BRACKET; CONDENSER,MTG
 Bolt
 Bolt
 Rubber cover
 Rubber cover
 Rubber cover
 Valve assembly
 Valve assembly
 Valve assembly
 Nut
 Nut
 Shield nut
 Shield nut
 Blower cover assembly
 Blower cover assembly
 Bolt
 Bolt
 Bolt
 Condenser dryer assembly
 Condenser dryer assembly
 COND & R/TANK ASM
 COND & R/TANK ASM
 Front wiper's connecting rod
 Front wiper's connecting rod
 Front wiper's connecting rod
 Front wiper's connecting rod

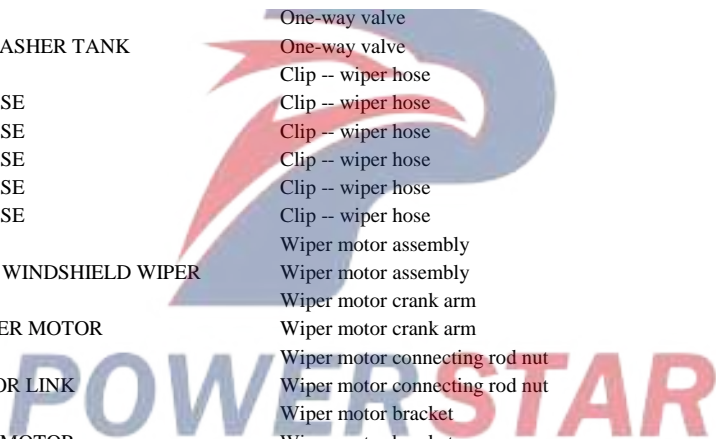


POWERSTAR

880A 003		Rotating shaft assembly – wiper connecting rod
880A 003	PIVOT ASM; FRT WIPER	Rotating shaft assembly – wiper connecting rod
880A 003	PIVOT ASM; FRT WIPER	Rotating shaft assembly – wiper connecting rod
880A 003	PIVOT ASM; FRT WIPER	Rotating shaft assembly – wiper connecting rod
880A 004		Bolt
880A 004	BOLT; WIPER LINK TO BODY	Bolt
880A 005		ARM; WIPER
880A 005	ARM; WIPER	ARM; WIPER
880A 005	ARM; WIPER	ARM; WIPER
880A 005	ARM; WIPER	ARM; WIPER
880A 007		BLADE; WIPER
880A 007	BLADE; WIPER	BLADE; WIPER
880A 007	BLADE; WIPER	BLADE; WIPER
880A 007	BLADE; WIPER	BLADE; WIPER
880A 007	BLADE; WIPER	BLADE; WIPER
880A 009		RUBBER; FRT WIPER BLADE
880A 009	RUBBER; FRT WIPER BLADE	RUBBER; FRT WIPER BLADE
880A 009	RUBBER; FRT WIPER BLADE	RUBBER; FRT WIPER BLADE
880A 009	RUBBER; FRT WIPER BLADE	RUBBER; FRT WIPER BLADE
880A 010		Nut
880A 010	NUT; WIPER ARM TO WIPER PIVOT	Nut
880A 025		Support assembly
880A 025	BRACKET; WASHER TANK	Support assembly
880A 030		Front washer fluid tank motor assembly
880A 030	MOTOR ASM; FRT WASHER TANK	Front washer fluid tank motor assembly
880A 034		Washing liquid tank cover
880A 034	CAP; WASHER TANK	Washing liquid tank cover
880A 036		Washer hose
880A 036	HOSE; WASHER	Washer hose
880A 036	HOSE; WASHER	Washer hose
880A 036	HOSE; WASHER	Washer hose
880A 036	HOSE; WASHER	Washer hose
880A 036	HOSE; WASHER	Washer hose
880A 039		NOZZLE; WINDSHIELD WASHER

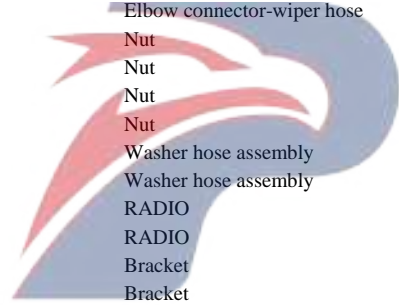


880A 039	NOZZLE; WINDSHIELD WASHER	NOZZLE; WINDSHIELD WASHER
880A 039	NOZZLE; WINDSHIELD WASHER	NOZZLE; WINDSHIELD WASHER
880A 039	NOZZLE; WINDSHIELD WASHER	NOZZLE; WINDSHIELD WASHER
880A 040		Washer hose connector
880A 040	JOINT; WASHER HOSE	Washer hose connector
880A 040	JOINT; WASHER HOSE	Washer hose connector
880A 040	JOINT; WASHER HOSE	Washer hose connector
880A 040	JOINT; WASHER HOSE	Washer hose connector
880A 041		One-way valve
880A 041	VALVE; CHECK,WASHER TANK	One-way valve
880A 042		Clip -- wiper hose
880A 042	CLIP; WASHER HOSE	Clip -- wiper hose
880A 042	CLIP; WASHER HOSE	Clip -- wiper hose
880A 042	CLIP; WASHER HOSE	Clip -- wiper hose
880A 042	CLIP; WASHER HOSE	Clip -- wiper hose
880A 042	CLIP; WASHER HOSE	Clip -- wiper hose
880A 042	CLIP; WASHER HOSE	Clip -- wiper hose
880A 046		Wiper motor assembly
880A 046	MOTOR ASM; FRT WINDSHIELD WIPER	Wiper motor assembly
880A 047		Wiper motor crank arm
880A 047	ARM; CRANK,WIPER MOTOR	Wiper motor crank arm
880A 051		Wiper motor connecting rod nut
880A 051	NUT; WIPER MOTOR LINK	Wiper motor connecting rod nut
880A 072		Wiper motor bracket
880A 072	BRACKET; WIPER MOTOR	Wiper motor bracket
880A 073		Bolt
880A 073	BOLT	Bolt
880A 074		WASHER
880A 074	WASHER; ARM TO MOTOR	WASHER
880A 076		WASHER
880A 076	SCREW; BRKT TO WIPER MOTOR	WASHER
880A 114		COVER; FRT WIPER ARM
880A 114	COVER; FRT WIPER ARM	COVER; FRT WIPER ARM



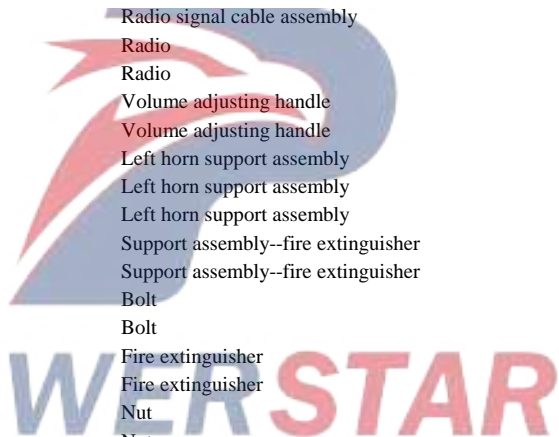
880A 114 COVER; FRT WIPER ARM
 880A 114 COVER; FRT WIPER ARM
 880A 196
 880A 196 TANK; WASHER
 880A 196 TANK; WASHER
 880A 198
 880A 198 COVER; PIVOT,WIPER
 880A 202
 880A 202 GROMMET; WIPER
 880A 203
 880A 203 NUT; WIPER MOTOR
 880A 204
 880A 204 NUT; BRKT
 880A 228
 880A 228 HOSE ASM; WASHER
 890A 001
 890A 001 RADIO
 890A 006
 890A 006 BRACKET; RADIO TO PANEL
 890A 007
 890A 007 SCREW; RADIO
 890A 007 SCREW; RADIO
 890A 010
 890A 010 SCREW; ANTENNA CABLE
 890A 048
 890A 048 SPEAKER; AUDIO
 890A 049
 890A 049 SCREW; SPEAKER
 890A 052
 890A 052 GROMMET; SCREW,SPEAKER
 890A 059
 890A 059 SPEAKER; AUDIO

COVER; FRT WIPER ARM
 COVER; FRT WIPER ARM
 Cleaning box and pump assembly
 Cleaning box and pump assembly
 Cleaning box and pump assembly
 Sealing cover--wiper shaft
 Sealing cover--wiper shaft
 Elbow connector-wiper hose
 Elbow connector-wiper hose
 Nut
 Nut
 Nut
 Nut
 Washer hose assembly
 Washer hose assembly
 RADIO
 RADIO
 Bracket
 Bracket
 Screw
 Screw
 Screw
 Screw
 Screw
 Screw
 Loudspeaker assembly--radio-cassette player
 Loudspeaker assembly--radio-cassette player
 SCREW; SPEAKER
 SCREW; SPEAKER
 Washer nut--internal handle
 Washer nut--internal handle
 Horn assembly
 Horn assembly




POWERSTAR

890A 080		Antenna assembly--radio-cassette player
890A 080	ANTENNA	Antenna assembly--radio-cassette player
890A 101		Clip
890A 101	CLIP; FEEDER TO BRKT	Clip
890A 215		Bolt
890A 215	SCREW; BRKT,SPEAKER	Bolt
890A 215	SCREW; BRKT,SPEAKER	Bolt
890A 224		Radio signal cable assembly
890A 224	CABLE; EXT,FEEDER	Radio signal cable assembly
890A 253		Radio
890A 253	DECK ASM; RADIO & CD	Radio
890A 268		Volume adjusting handle
890A 268	KNOB; VOL	Volume adjusting handle
890A 273		Left horn support assembly
890A 273	BRACKET; SPEAKER	Left horn support assembly
890A 273	BRACKET; SPEAKER	Left horn support assembly
901A 252		Support assembly--fire extinguisher
901A 252	BRACKET; EXTINGUISHER	Support assembly--fire extinguisher
901A 253		Bolt
901A 253	BOLT; EXTINGUISHER	Bolt
905A 001		Fire extinguisher
905A 001	FIRE EXTINGUISHER	Fire extinguisher
933A 142		Nut
933A 142	NUT	Nut
933A 211		Retroreflector
933A 211	REFLECTOR; RR BODY	Retroreflector
933A 264		Platform
933A 264	DECK; FRONT	Platform
933A 270		Bolt
933A 270	BOLT; DECK	Bolt
940A 001		Hauling base (JSK35DV2)
940A 001	COUPLER ASM	Hauling base (JSK35DV2)

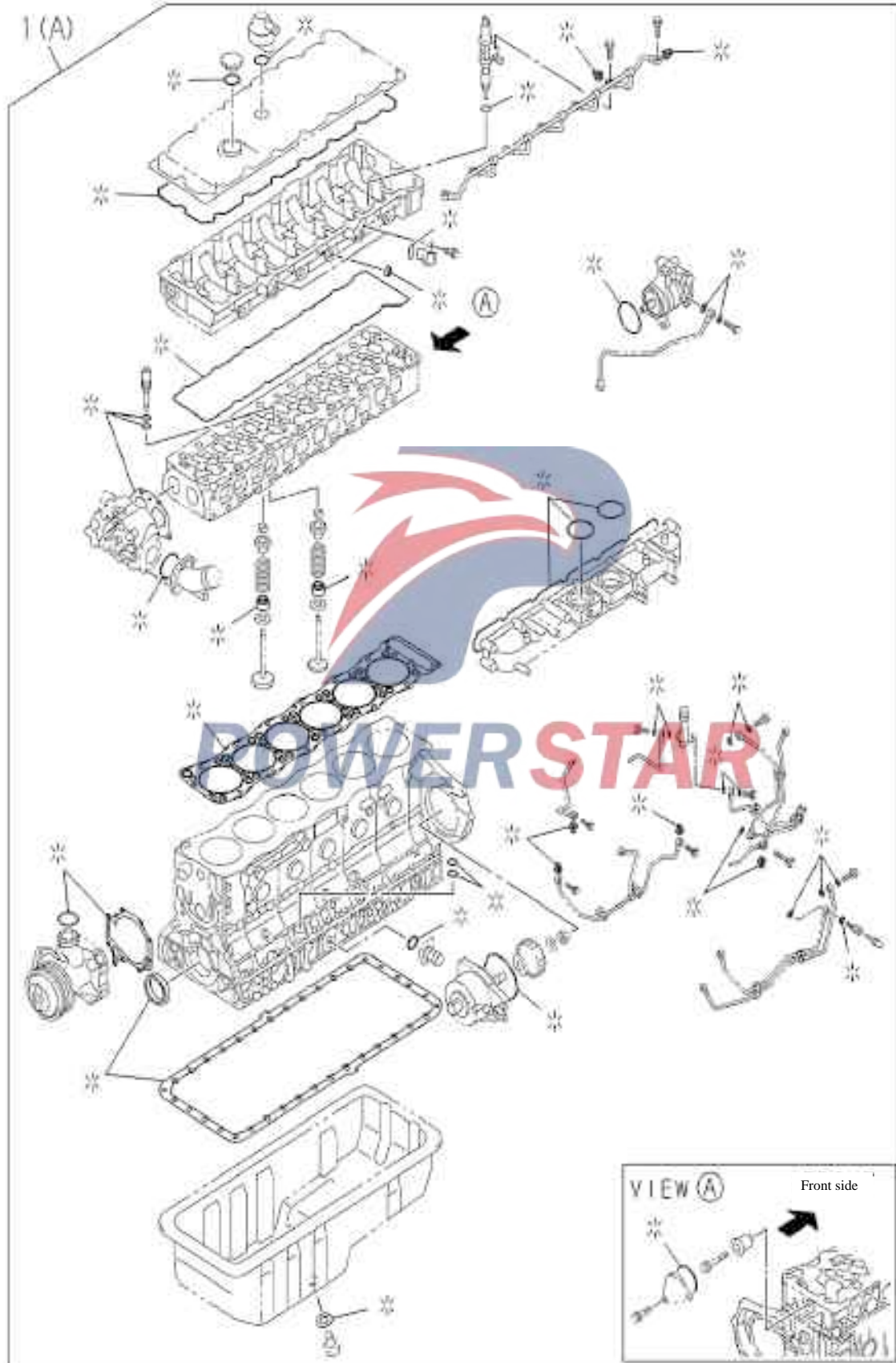


940A 001 COUPLER ASM
940A 003
940A 003 BOLT; COUPLER
940A 006
940A 006 NUT; COUPLER
940A 008
940A 008 WASHER; PL,COUPLER
940A 008 WASHER; PL,COUPLER
940A 012
940A 012 BASE; COUPLER

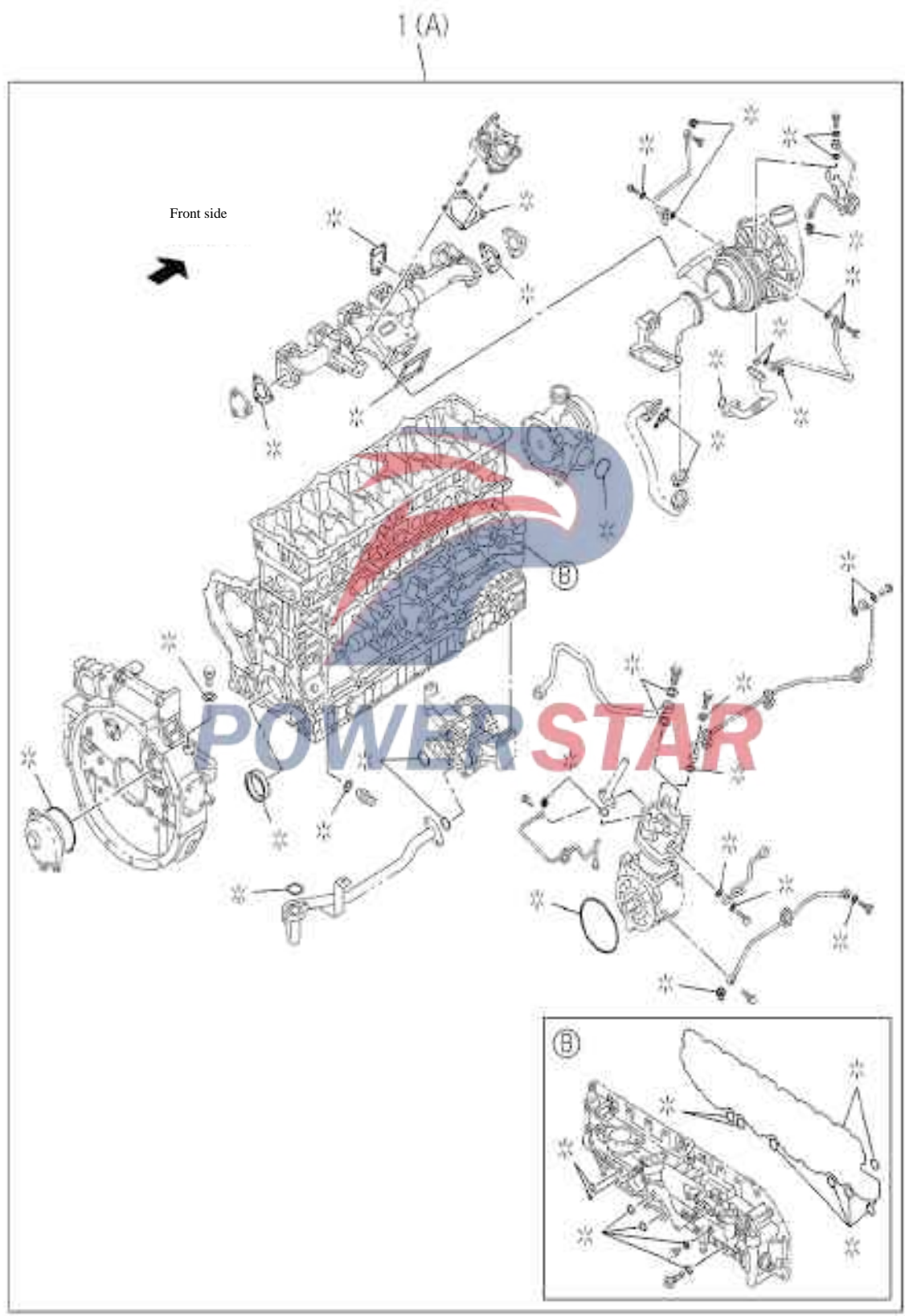
Hauling base (JSK35DV2)
Bolt
Bolt
Nut
Nut
Flat washer
Flat washer
Flat washer
Corrugation plate
Corrugation plate

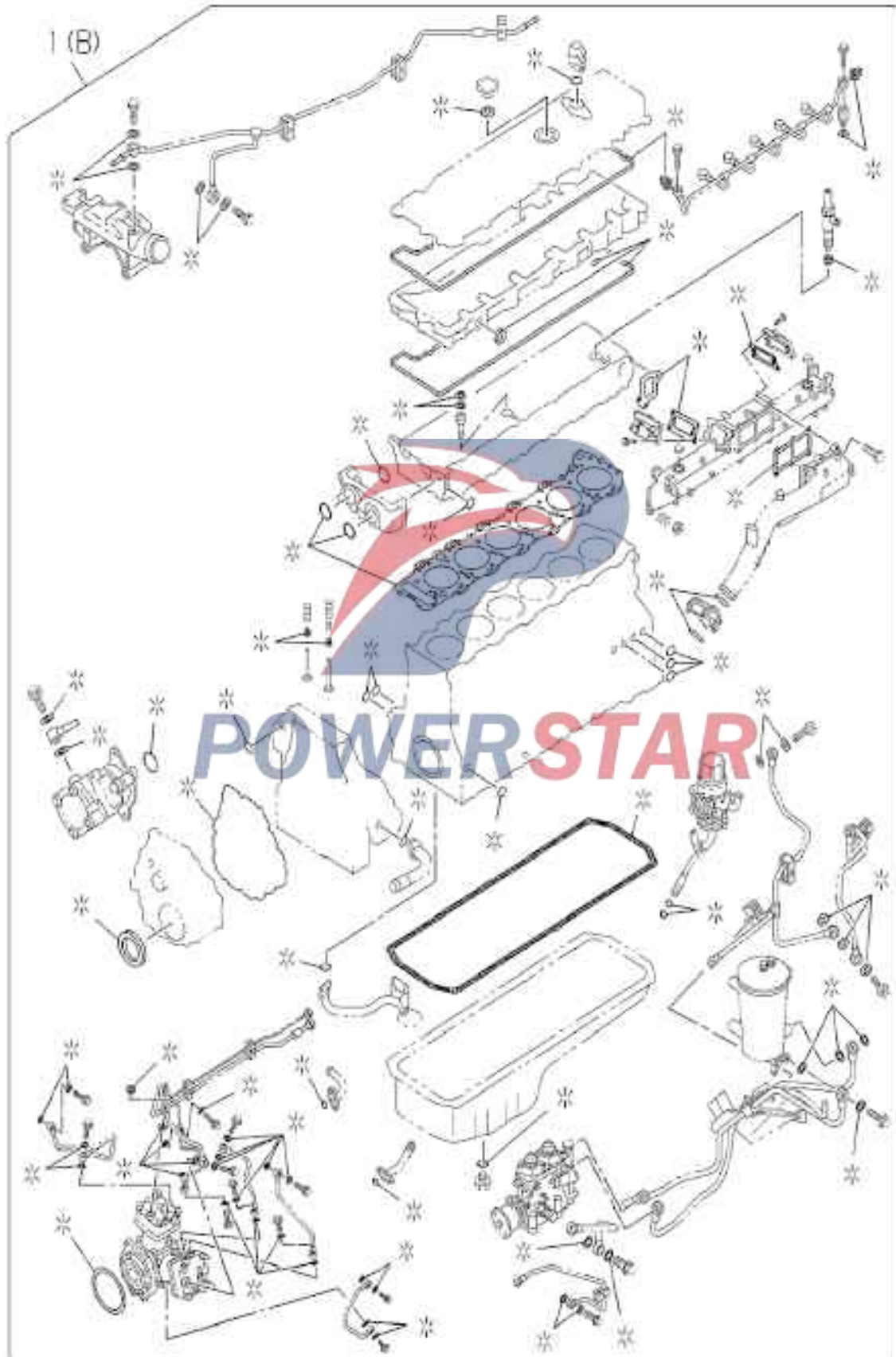


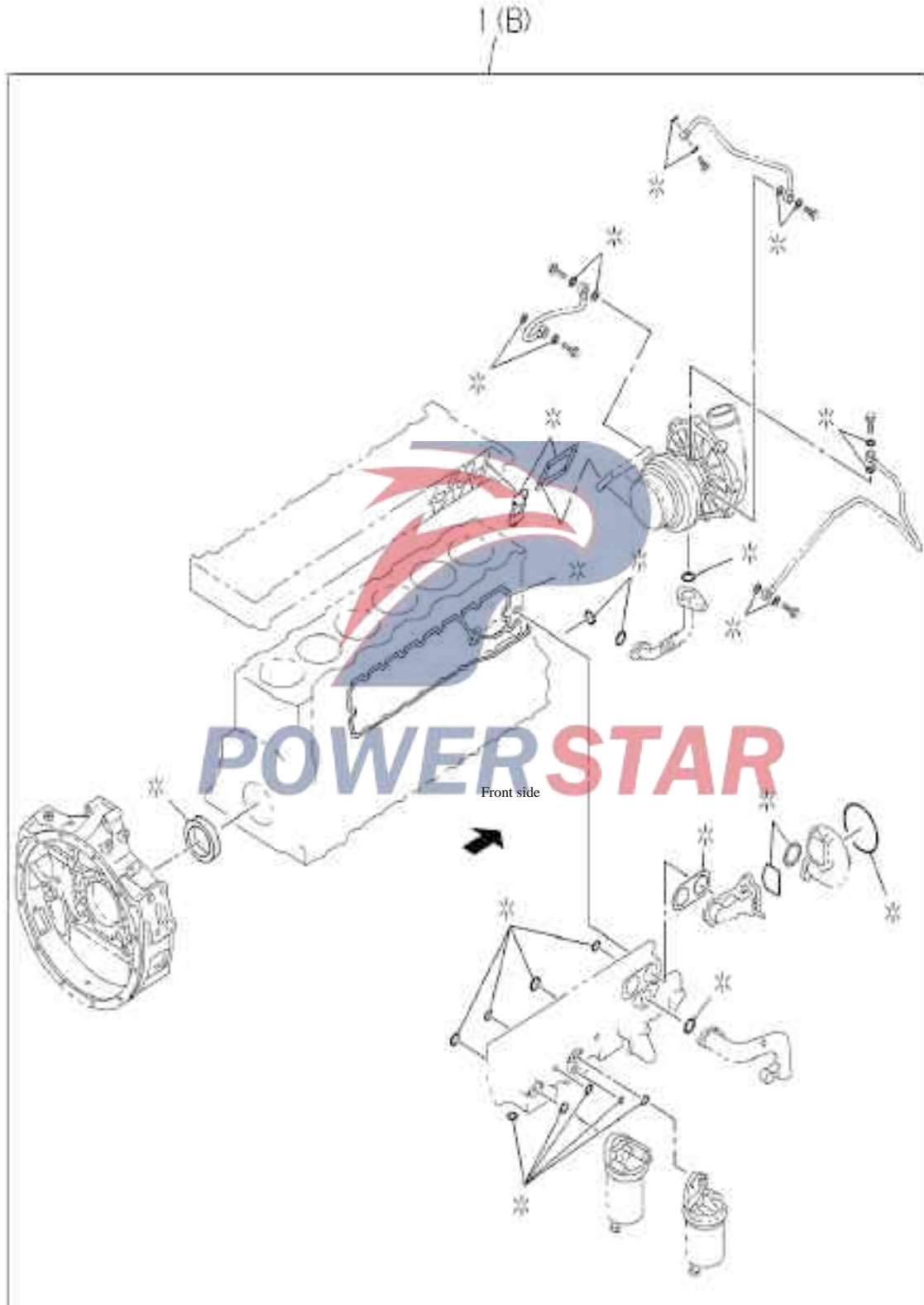
POWERSTAR



Qty.

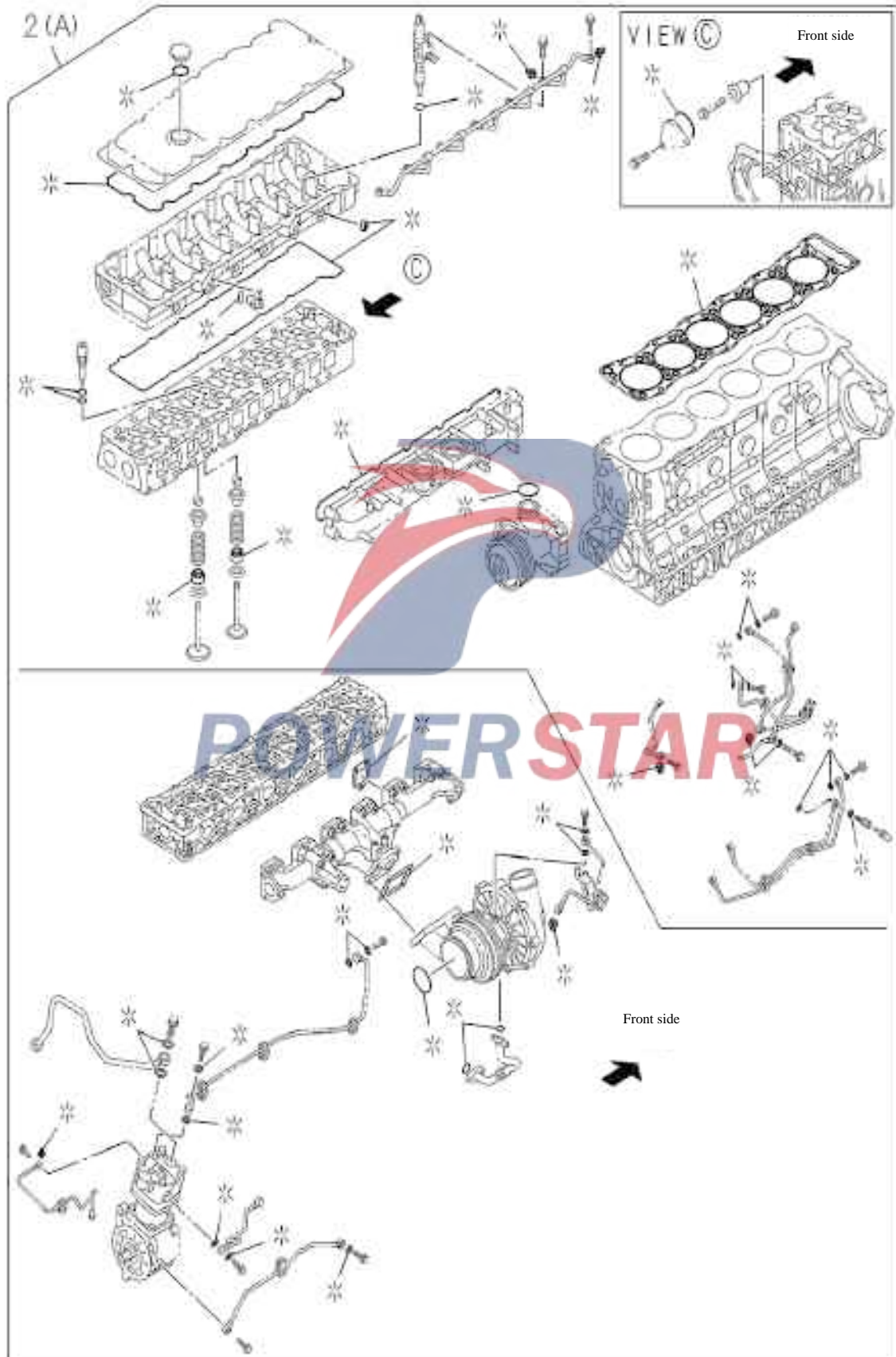


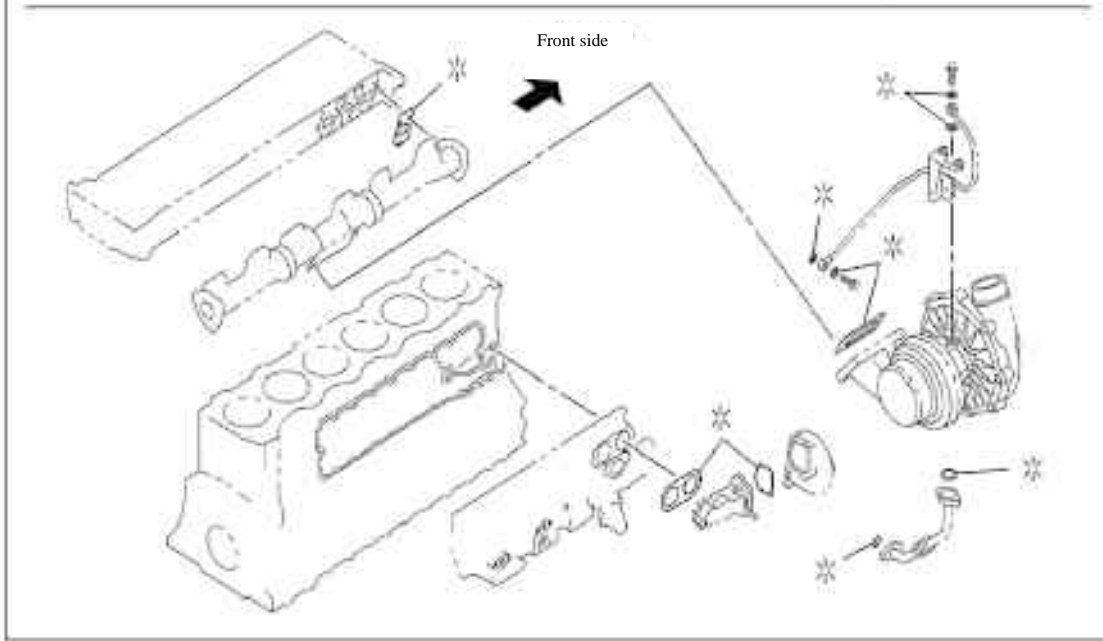
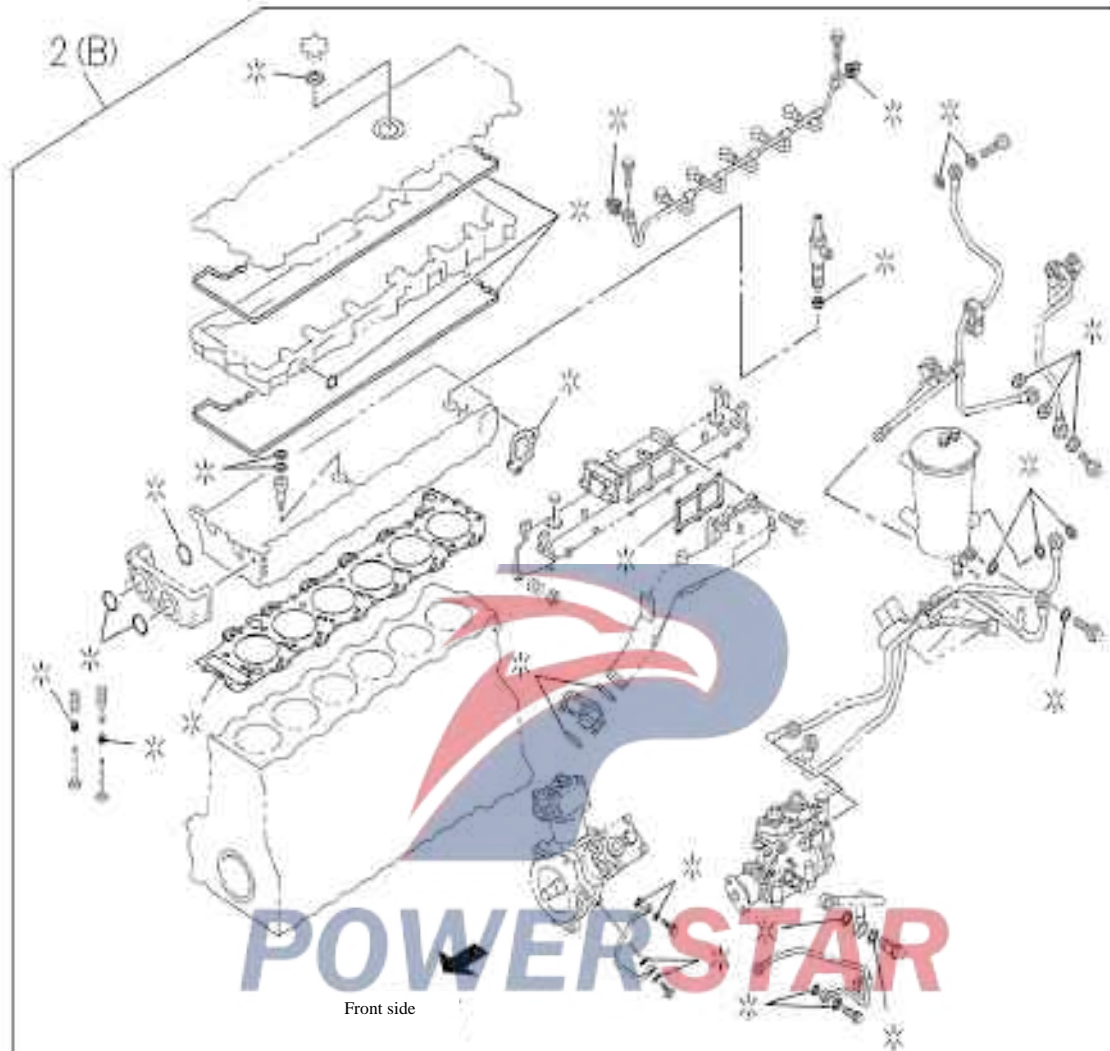




0-05 Engine gasket package

Figure No.





0-05		Engine gasket package														
Figure No.																
Index No.	Recommended grade/part name										Date of application	I T C				
	Part No.	L	Q	R	t	y	Qingling part No.	Remarks	Model applied							
									EXR 6W 420 height	EXR 6W 460 height			EXR 6U 380 height	EXZ 6U 380 height/reference	EXZ 6W 420 height	EXZ 6W 460 height
A	B	C	D	E	F											
1	---	Engine overhaul kit														
	1-87815-855-0		1				(A)		A	B	C	D	E	F	1704-	
	1-87815-857-0		1				(B)		A	B			E	F	1704-	
	---	Oil filter gasket														
	8-94399-689-0		1			Separate part, includ	ALSO INCLUDED IN GASKET SET(ENGINE). ID=49 OD=58								1704-	
	---	Gasket														
	1-09630-083-0		1				ALSO INCLUDED IN GASKET SET(ENGINE). ID=10.2 OD=15.2								1704-	
	---	Seal ring														
	1-09623-297-0		1				ALSO INCLUDED IN GASKET SET(ENGINE). ID=35.2								1704-	
	---	Gasket														
	1-09630-083-0		1				ALSO INCLUDED IN GASKET SET(ENGINE). (A) ID=10.2 OD=15.2								1704-	
	1-09630-089-0		1				(C) ID=22.2 OD=28								1704-	
	1-09630-141-0		1				(D) ID=14.2 OD=25								1704-	
	8-98251-344-0		1			3506271-D17YZ	(B)								1704-	
	---	Gasket														
	1-09630-141-0		2				ALSO INCLUDED IN GASKET SET(ENGINE). ID=14.2 OD=25								1704-	
	---	Seal ring														
	1-09623-057-0		1				(B) ID=24.4								1704-	
	1-09623-415-0		1				(A) ID=26.8								1704-	
	---	Seal ring														
	1-09623-469-0		2				ALSO INCLUDED IN GASKET SET(ENGINE). ID=11								1704-	
	---	Gasket--oil pan and cylinder block														
	1-11367-130-0		1				(B)								1704-	
	8-98187-258-0		1				(A)								1704-	
	---	Seal ring														
	1-09623-449-0		1				ALSO INCLUDED IN GASKET SET(ENGINE). ID=159.6								1704-	

0-05

Engine gasket package

Figure No.

Index No.	Recommended grade/part name					Model applied						Date of application	I T C	
	Part No.	L R	Q t y .	Qingling part No.	Remarks	EXR 6W 420 height	EXR 6W 460 height	EXR 6U 380 height	EXZ 6U 380 height/reference	EXZ 6W 420 height	EXZ 6W 460 height			
						A	B	C	D	E	F			
---	Front oil seal				ALSO INCLUDED IN GASKET SET(ENGINE).									
	1-09625-540-3		1		(A) ID=114 OD=153								1704-	
	8-97617-308-0		1		(B) ID=118 OD=148								1704-	
---	Gasket				ALSO INCLUDED IN GASKET SET(ENGINE).									
	9-0957-1416-0		1	1604039-D17YZ	ID=16.2 OD=24								1704-	
---	STUD; POINTER & COVER				ALSO INCLUDED IN GASKET SET(ENGINE).									
	1-09300-058-1		2		M8X14,M8X14 L=33								1704-	
	1-09300-058-1		2		M8X14,M8X14 L=33								1704-	
---	Seal ring				ALSO INCLUDED IN GASKET SET(ENGINE).									
	1-09623-422-0		1		(B) ID=95.6								1704-	
	8-98280-698-0		1		(A) ID=137								1704-	
---	Gasket				ALSO INCLUDED IN GASKET SET(ENGINE).									
	8-97648-198-0		2										1704-	
---	Exhaust manifold assembly				ALSO INCLUDED IN GASKET SET(ENGINE).									
	8-98268-820-0		1	Separate part, includ									1704-	
---	Seal ring				ALSO INCLUDED IN GASKET SET(ENGINE).									
	1-09623-565-0		1		ID=59.6								1704-	
	1-09623-565-0		1		ID=59.6								1704-	
---	Gasket--water pump and cylinder block				ALSO INCLUDED IN GASKET SET(ENGINE).									
	1-09623-586-1		1		(A)								1704-	
	1-13614-027-0		1		(B)								1704-	
---	Gasket--water pump and thermostat housing				ALSO INCLUDED IN GASKET SET(ENGINE).									
	8-98236-254-0		1		ID=54.5								1704-	
---	Seal ring				ALSO INCLUDED IN GASKET SET(ENGINE).									
	1-09623-494-0		1		ID=107 OD=114								1704-	
---	Seal ring				ALSO INCLUDED IN GASKET SET(ENGINE).									
	9-0956-5271-0		1		ID=70.6								1704-	
---	Gasket				ALSO INCLUDED IN GASKET SET(ENGINE).									
	1-09630-141-0		1		ID=14.2 OD=25								1704-	
	1-09630-141-0		1		ID=14.2 OD=25								1704-	

0-05		Engine gasket package											
Figure No.													
Index No.	Recommended grade/part name												
	Part No.	L	Q	Qingling part No.	Remarks	Model applied						Date of application	I T C
						EXR 6W 420 height	EXR 6W 460 height	EXR 6U 380 height	EXZ 6U 380 height/reference	EXZ 6W 420 height	EXZ 6W 460 height		
	A	B	C	D	E	F							
---	Seal ring 1-09623-406-0	1			ALSO INCLUDED IN GASKET SET(ENGINE). ID=66.6 OD=73.6							1704-	
---	Gasket 1-09630-141-0	2			ALSO INCLUDED IN GASKET SET(ENGINE). ID=14.2 OD=25							1704-	
	1-09630-141-0	2			ID=14.2 OD=25							1704-	
---	Gasket 1-09630-086-0	4			ALSO INCLUDED IN GASKET SET(ENGINE). (A) ID=16.2 OD=22							1704-	
	1-09630-086-0	4			(A) ID=16.2 OD=22							1704-	
	1-09630-141-0	4			(D) ID=14.2 OD=25							1704-	
	8-98251-345-0	2			(B) ID=14.2 OD=19.2							1704-	
	8-98340-724-0	1			(C) ID=14.2 OD=21							1704-	
---	Seal ring 9-0956-5271-0	1			ALSO INCLUDED IN GASKET SET(ENGINE). ID=70.6							1704-	
---	Seal ring 1-09623-449-0	1			ALSO INCLUDED IN GASKET SET(ENGINE). (A) ID=159.6							1704-	
	1-09623-476-0	1			(B) ID=169.1 OD=176.1							1704-	
---	Seal ring 1-09623-415-0	1			ALSO INCLUDED IN GASKET SET(ENGINE). ID=26.8							1704-	
	1-09623-415-0	2			ID=26.8							1704-	
---	Gasket 9-0957-1424-0	2			ALSO INCLUDED IN GASKET SET(ENGINE). ID=24.5 OD=32							1704-	
	9-0957-1424-0	2			ID=24.5 OD=32							1704-	
	9-0957-1424-0	2			ID=24.5 OD=32							1704-	
---	GASKET; EYE BOLT 1-15619-507-0	2			ALSO INCLUDED IN GASKET SET(ENGINE). (A)							1704-	
	1-15619-507-0	2			(A)							1704-	
	8-97602-218-0	2			(B)							1704-	
	8-97602-218-0	2			(B)							1704-	
---	Gasket 1-09630-087-0	1			ALSO INCLUDED IN GASKET SET(ENGINE). 356 ID=18.2 OD=24.4							1704-	

0-05		Engine gasket package											
Figure No.													
Index No.	Recommended grade/part name										Date of application	I T C	
	Part No.	L	Q t y .	Qingling part No.	Remarks	Model applied							
						EXR 6W 420 height	EXR 6W 460 height	EXR 6U 380 height	EXZ 6U 380 height/reference	EXZ 6W 420 height			EXZ 6W 460 height
A	B	C	D	E	F								
---	Seal ring					ALSO INCLUDED IN GASKET SET(ENGINE).							
	9-0956-6228-0		1		ID=27.7							1704-	
---	Seal ring					ALSO INCLUDED IN GASKET SET(ENGINE).							
	1-09623-478-0		1		(A)							1704-	
	1-09623-478-0		1		ID=18.8							1704-	
	1-09623-479-0		3		(B)							1704-	
	1-09623-479-0		3		ID=31.2							1704-	
	1-09623-479-0		3		(B)							1704-	
	1-09623-479-0		3		ID=31.2							1704-	
---	Seal ring					ALSO INCLUDED IN GASKET SET(ENGINE).							
	1-09623-297-0		1		(A)							1704-	
	1-09623-478-0		2		ID=35.2							1704-	
	1-09623-478-0		2		(D)							1704-	
	1-09623-479-0		2		ID=18.8							1704-	
	1-09623-479-0		2		(E)							1704-	
	1-11219-205-0		1		ID=31.2							1704-	
	8-94399-279-0		6		(F)							1704-	
	8-94399-279-0		6		(B)							1704-	
	8-97609-827-0		1		ID=25.7							1704-	
	8-97609-827-0		1		(C)							1704-	
---	Seal ring					ALSO INCLUDED IN GASKET SET(ENGINE).							
	1-09623-529-0		1		ID=41.7							1704-	
---	Seal ring					ALSO INCLUDED IN GASKET SET(ENGINE).							
	1-09623-479-0		1		(A)							1704-	
	1-09623-479-0		1		ID=31.2							1704-	
	1-09623-529-0		1		(B)							1704-	
	1-09623-529-0		1		ID=41.7							1704-	
---	Gasket					ALSO INCLUDED IN GASKET SET(ENGINE).							
	1-09630-083-0		2		(B)							1704-	
	1-09630-083-0		2		ID=10.2 OD=15.2							1704-	
	1-09630-141-0		2		(C)							1704-	
	1-09630-141-0		2		ID=14.2 OD=25							1704-	
	8-98251-344-0		2	3506271-D17YZ	(E)							1704-	
	8-98251-344-0		2	3506271-D17YZ	ID=12.2 OD=17.2							1704-	
	8-98340-724-0		1		(A)							1704-	
	8-98340-724-0		1		ID=14.2 OD=21							1704-	
	9-0957-1412-0		2		(D)							1704-	
	9-0957-1412-0		2		357 ID=12.2 OD=18							1704-	

0-05		Engine gasket package															
Figure No.																	
Index No.	Recommended grade/part name										Date of application	I T C					
	Part No.	L	Q	R	t	y	.	Qingling part No.	Remarks	Model applied							
										EXR 6W 420 height			EXR 6W 460 height	EXR 6U 380 height	EXZ 6U 380 height/reference	EXZ 6W 420 height	EXZ 6W 460 height
A	B	C	D	E	F												
---	O-ring	ALSO INCLUDED IN GASKET SET(ENGINE).															
	8-98231-393-1		2						(B)			1704-					
									ID=10.6								
	9-0956-6226-0		2						(A)			1704-					
									ID=26.2								
---	Seal ring	ALSO INCLUDED IN GASKET SET(ENGINE).															
	8-94399-399-0		1						ID=22.1			1704-					
	8-94399-399-0		1						ID=22.1			1704-					
---	Seal ring	ALSO INCLUDED IN GASKET SET(ENGINE).															
	1-09623-450-0		1						ID=27.7			1704-					
	1-09623-450-0		1						ID=27.7			1704-					
---	Gasket	ALSO INCLUDED IN GASKET SET(ENGINE).															
	8-98231-393-1		1						ID=10.6			1704-					
---	Gasket--hollow bolt	ALSO INCLUDED IN GASKET SET(ENGINE).															
	8-98251-344-0		1			3506271-D17YZ			(A)			1704-					
									ID=12.2 OD=17.2								
	8-98340-579-0		1						(C)			1704-					
									ID=12.2								
	9-0957-1412-0		2						(B)			1704-					
									ID=12.2 OD=18								
---	Seal ring	ALSO INCLUDED IN GASKET SET(ENGINE).															
	1-09623-299-0		1						ID=38.7			1704-					
	1-09623-299-0		1						ID=38.7			1704-					
---	Gasket--electric connector	ALSO INCLUDED IN GASKET SET(ENGINE).															
	8-94391-310-0		2									1704-					
	8-94391-310-0		2									1704-					
---	Hose	ALSO INCLUDED IN GASKET SET(ENGINE).															
	8-97430-210-0		1			1301032-CYZ14						1704-					
	8-97432-112-0		1			1301132-D15YR						1704-					
	8-97432-114-0		1			1301032-D17YZ						1704-					
---	Seal ring	ALSO INCLUDED IN GASKET SET(ENGINE).															
	1-09623-143-0		1						ID=77			1704-					
	1-09623-421-0		1						ID=79.6			1704-					
---	Gasket--hollow bolt	ALSO INCLUDED IN GASKET SET(ENGINE).															
	1-09630-087-0		2						ID=18.2 OD=24.4			1704-					
	1-09630-087-0		2						358 ID=18.2 OD=24.4			1704-					

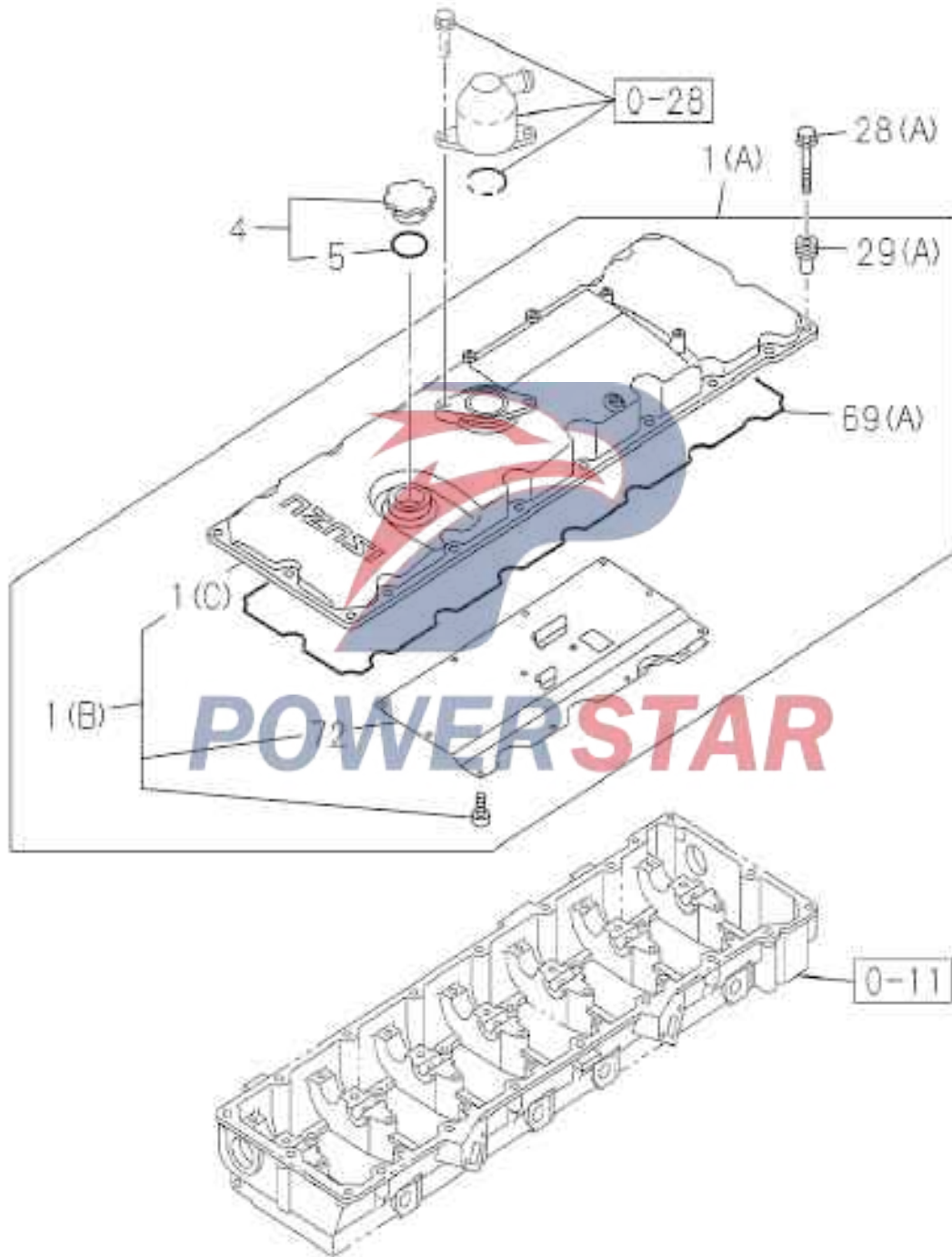
0-05		Engine gasket package											
Figure No.													
Index No.	Recommended grade/part name										Date of application	I T C	
	Part No.	L	Q	Qingling part No.	Remarks	Model applied							
						EXR 6W 420 height	EXR 6W 460 height	EXR 6U 380 height	EXZ 6U 380 height/reference	EXZ 6W 420 height			EXZ 6W 460 height
A	B	C	D	E	F								
2	---	Engine cylinder head overhaul kit											
	1-87815-856-0		1		(A)	A	B	C	D	E	F	1704-	
	1-87815-858-0		1		(B)	A	B			E	F	1704-	
	---	Gasket between cylinder head and cylinder head cover											
	1-11173-118-0		1		(A)							1704-	
	1-11173-119-1		1	Separate part, include	(B)							1704-	
	1-11173-120-1		1		(C)							1704-	
	---	Cylinder block gasket											
	1-11141-265-4		1		(B)							1704-	
	1-11141-292-2		1		(A)							1704-	
	---	Seal ring											
	8-97233-126-0		6		(A)							1704-	
	8-97233-126-0		6		(A)							1704-	
	8-97233-127-0		6		(C)							1704-	
	8-98041-585-0		6		(B)							1704-	
	1-09623-403-0		1		(A)							1704-	
	---	Seal ring											
	8-98020-344-0		1		(B)							1704-	
	---	Gasket											
	1-09639-034-0		6		(A)							1704-	
	8-97609-580-0		1		(B)							1704-	
	---	Air valve oil seal											
	1-12569-020-0		24		(B)							1704-	
	8-97376-720-0		24		(A)							1704-	
	---	Gasket--air intake cover plate											
	8-97603-676-0		1		(A)							1704-	
	8-97615-623-1		6		(B)							1704-	
	---	Gasket											
	1-14115-094-1		1		(A)							1704-	

0-05		Engine gasket package												
Figure No.														
Index No.	Recommended grade/part name													
	Part No.	L	Q	Qingling part No.	Remarks	Model applied						Date of application	I T C	
						EXR 6W 420 height	EXR 6W 460 height	EXR 6U 380 height	EXZ 6U 380 height/reference	EXZ 6W 420 height	EXZ 6W 460 height			
A	B	C	D	E	F									
---	Seal ring 1-09623-452-0		1		ALSO INCLUDED IN GASKET SET(ENG. & HEAD) (A) ID=55.6							1704-		
	1-09623-505-0		1		(B) ID=62.6							1704-		
---	Gasket-thermostat housing and cylinder block 8-98089-091-0		1		ALSO INCLUDED IN GASKET SET(ENG. & HEAD)							1704-		
---	Gasket 1-13743-036-1		1		ALSO INCLUDED IN GASKET SET(ENG. & HEAD) (B)							1704-		
	8-98205-844-0		1		(A)							1704-		
---	Gasket--hollow bolt 1-09630-141-0		4		ALSO INCLUDED IN GASKET SET(ENG. & HEAD) ID=14.2 OD=25							1704-		
	1-09630-141-0		4		ID=14.2 OD=25							1704-		
	1-09630-141-0		4		ID=14.2 OD=25							1704-		
	1-09630-141-0		4		ID=14.2 OD=25							1704-		
	1-09630-141-0		4		ID=14.2 OD=25							1704-		
---	Gasket 1-14145-181-0		1		ALSO INCLUDED IN GASKET SET(ENG. & HEAD) (A)							1704-		
	1-14145-187-0		1		(B)							1704-		
---	Gasket 1-09630-141-0		2		ALSO INCLUDED IN GASKET SET(ENG. & HEAD) (B) ID=14.2 OD=25							1704-		
	1-09630-141-0		2		(B) ID=14.2 OD=25							1704-		
	8-98231-393-1		1		(A) ID=10.6							1704-		
---	Gasket--oil injector 8-97216-082-0		6		ALSO INCLUDED IN GASKET SET(ENG. & HEAD) ID=10							1704-		
	8-97216-082-0		6		ID=10							1704-		
---	Gasket--hollow bolt 1-09630-141-0		3		ALSO INCLUDED IN GASKET SET(ENG. & HEAD) (A) ID=14.2 OD=25							1704-		
	1-09630-141-0		2		(A) ID=14.2 OD=25							1704-		
	8-98065-990-0		1		(E) ID=14.2 OD=20							1704-		
	8-98065-992-0		6		(C) ID=8.3 OD=15.0							1704-		
	8-98065-993-0		1		(D) ID=12.6							1704-		
	8-98340-724-0		1		(B) ID=14.2 OD=21							1704-		

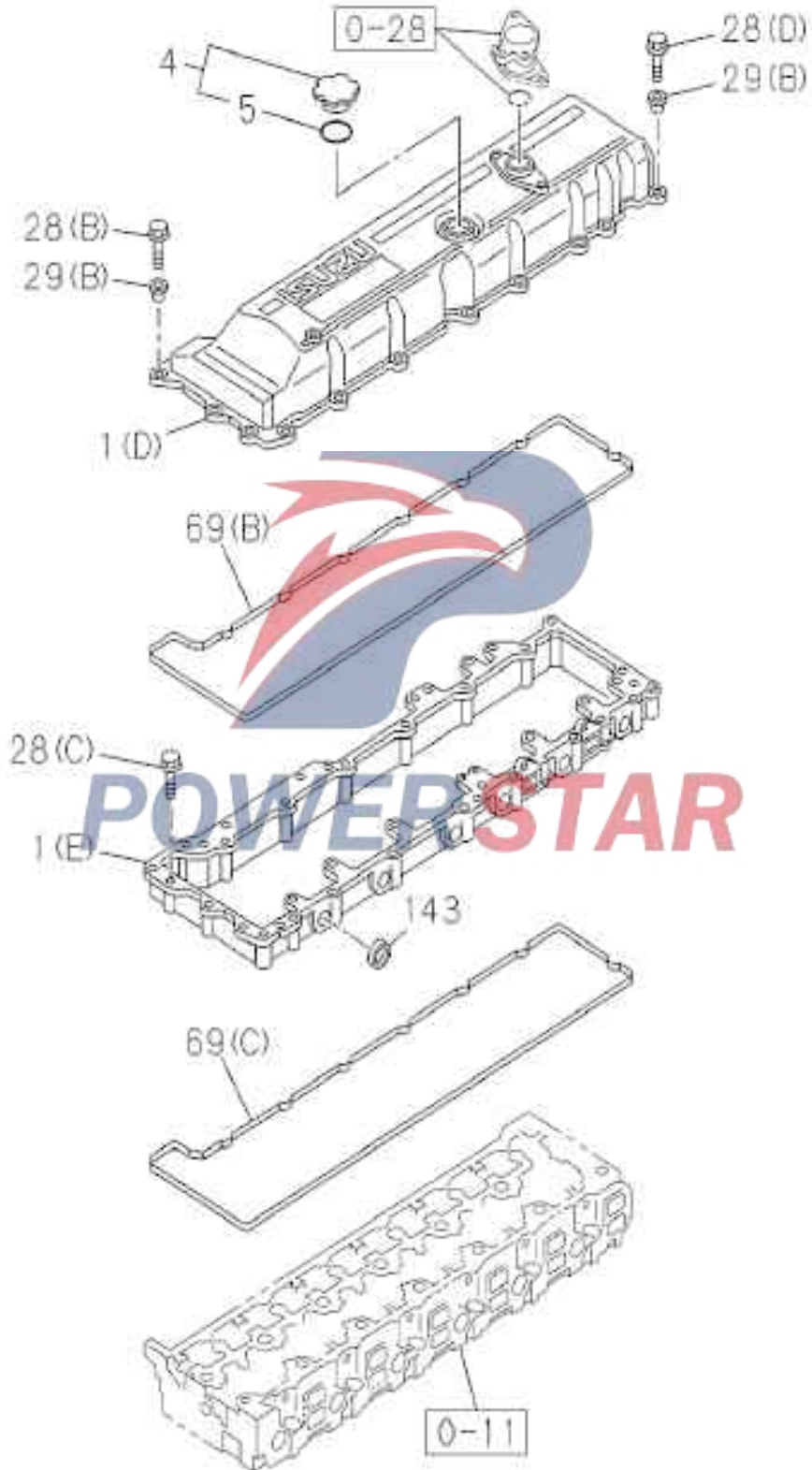
0-05		Engine gasket package											
Figure No.													
Index No.	Recommended grade/part name												
	Part No.	L R	Q t y .	Qingling part No.	Remarks	Model applied						Date of application	I T C
						EXR 6W 420 height	EXR 6W 460 height	EXR 6U 380 height	EXZ 6U 380 height/reference	EXZ 6W 420 height	EXZ 6W 460 height		
A	B	C	D	E	F								
---	Gasket--oil return to oil injector					ALSO INCLUDED IN GASKET SET(ENG. & HEAD)							
	8-98065-992-0		6			(B) ID=8.3 OD=15.0						1704-	
	8-98065-993-0		1			(A) ID=12.6						1704-	
---	GASKET; CONNECTOR					ALSO INCLUDED IN GASKET SET(ENG. & HEAD)							
	0-9569-0111-0		6			ID=11.0						1704-	
	0-9569-0111-0		6			ID=11.0						1704-	
---	Gasket					ALSO INCLUDED IN GASKET SET(ENG. & HEAD)							
	1-09630-141-0		2			ID=14.2 OD=25						1704-	
---	Gasket--hollow bolt					ALSO INCLUDED IN GASKET SET(ENG. & HEAD)							
	1-09630-141-0		8			ID=14.2 OD=25						1704-	
---	Gasket					ALSO INCLUDED IN GASKET SET(ENG. & HEAD)							
	1-09630-083-0		4			ID=10.2 OD=15.2						1704-	



POWERSTAR

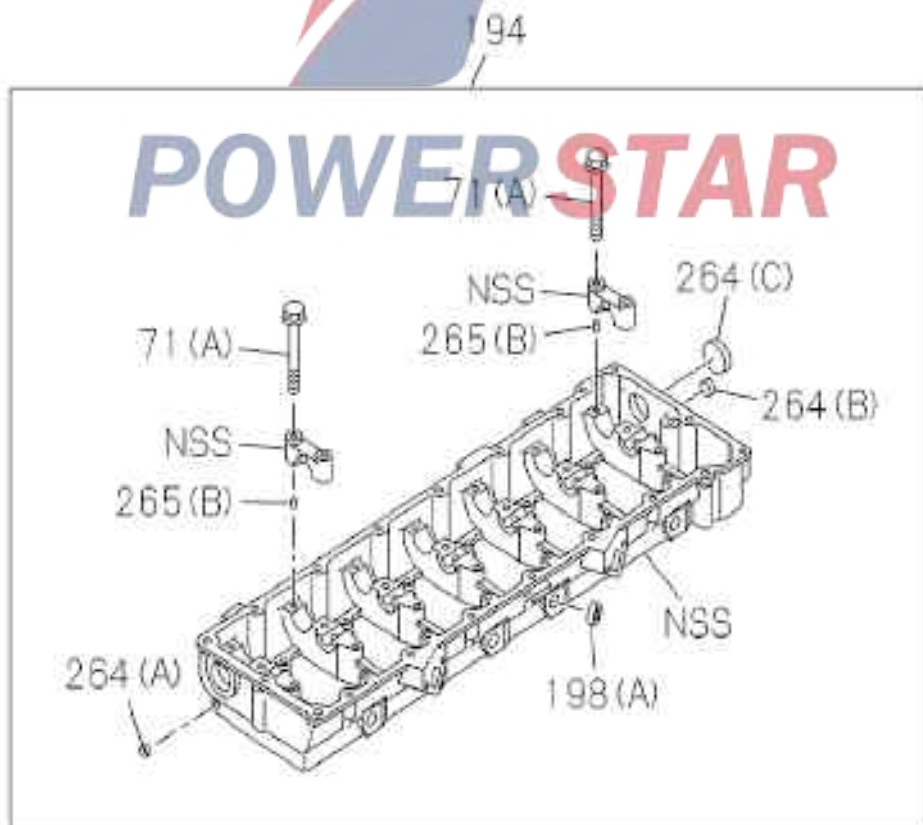
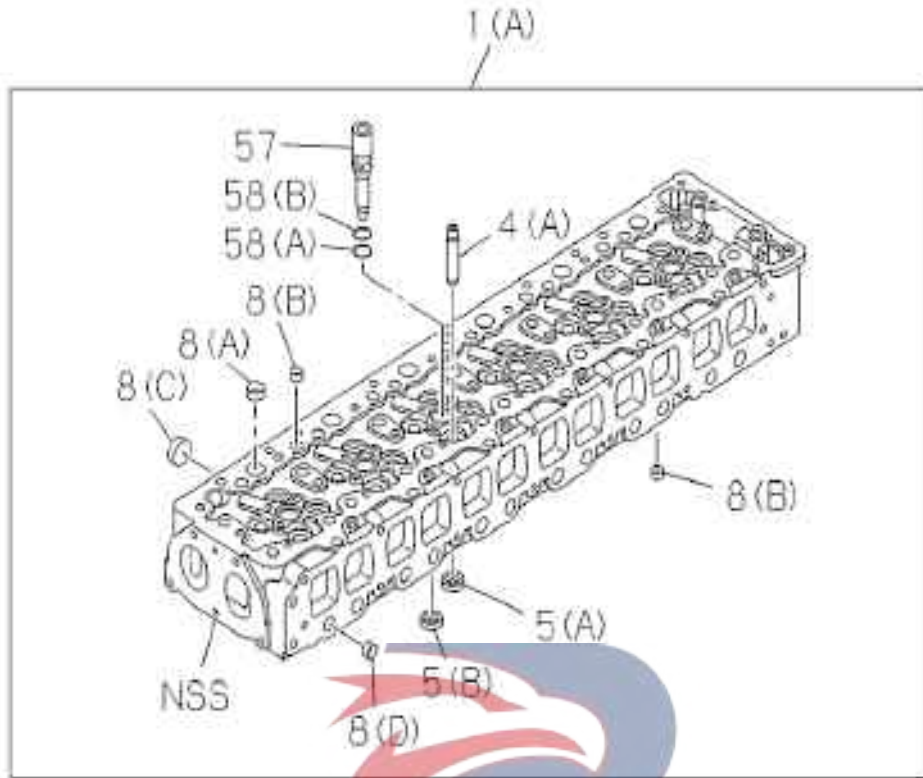


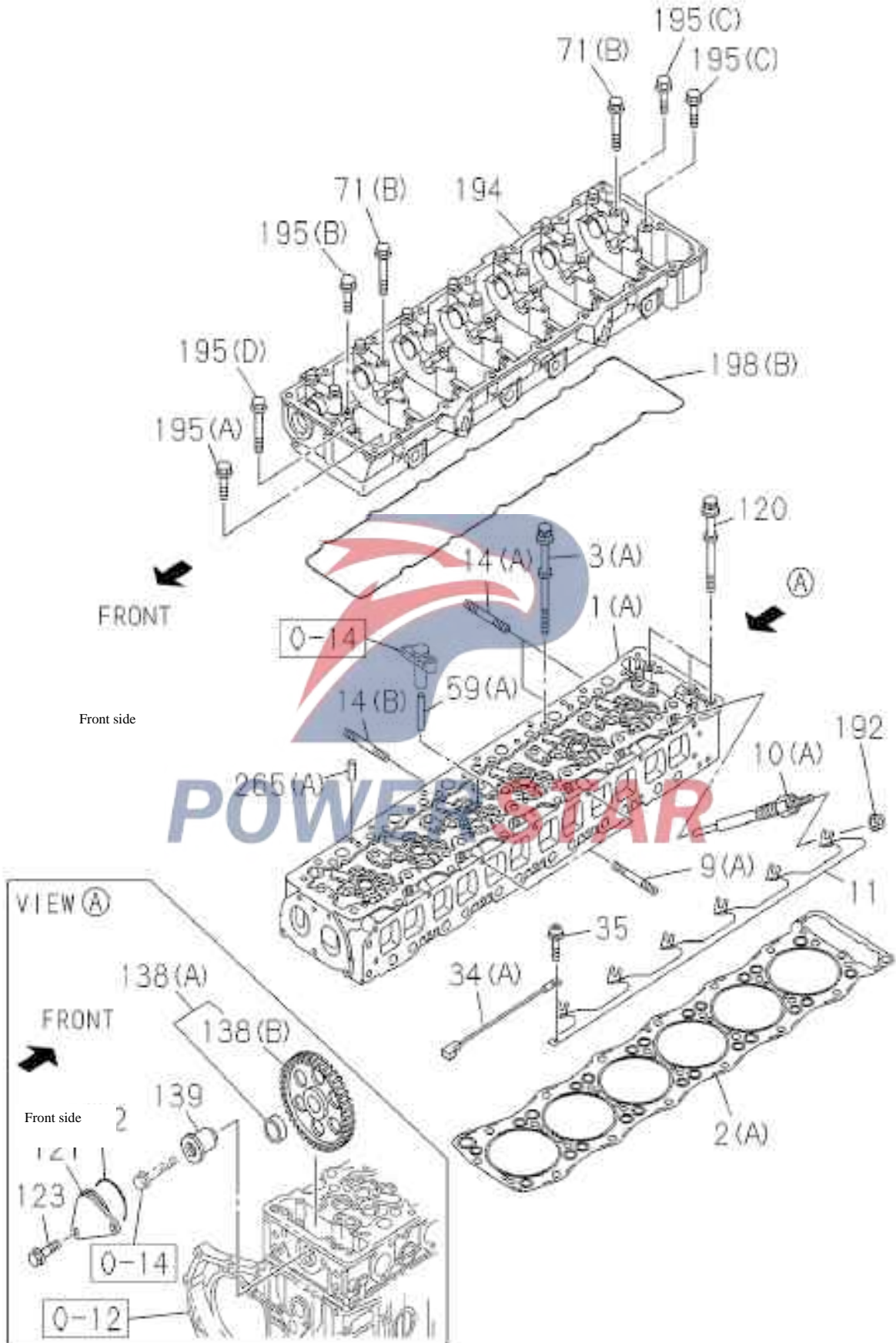
Qty.

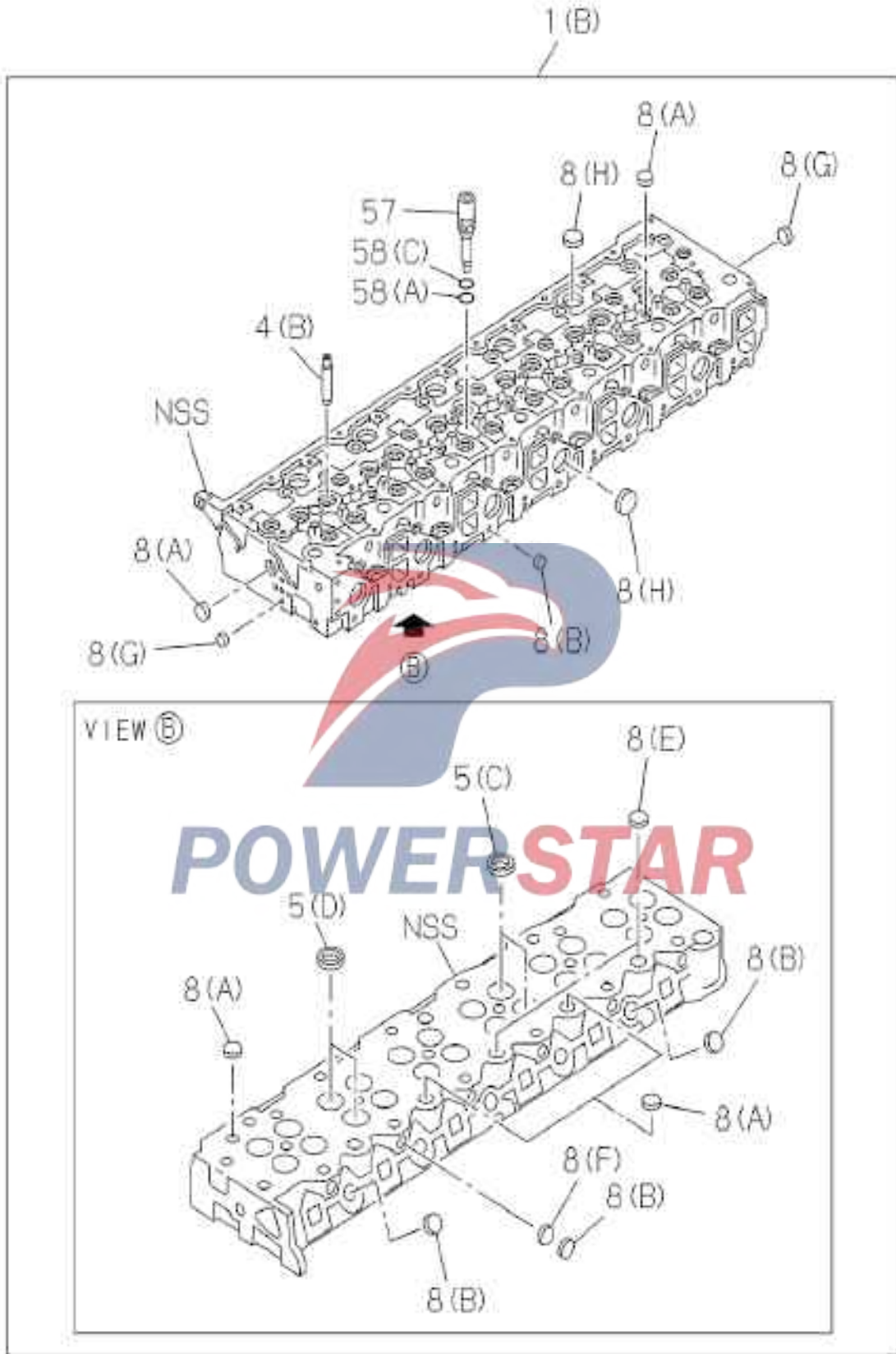


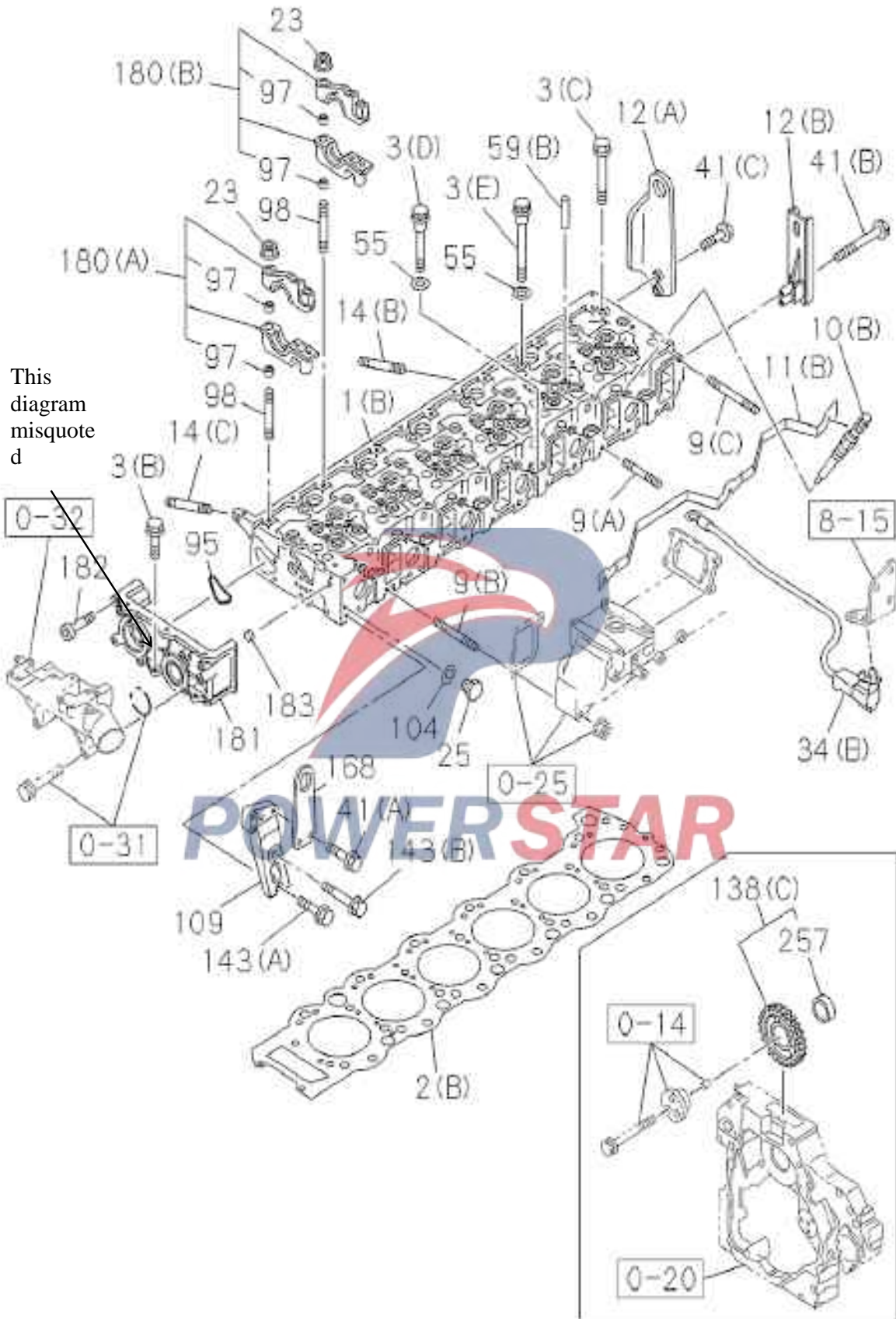
0-10	Cylinder head cover
Figure No.	

Index No.	Recommended grade/part name					Model applied						Date of application	I T C	
	Part No.	L R	Qty.	Qingling part No.	Remarks	EXR 6W 420 height	EXR 6W 460 height	EXR 6U 380 height	EXZ 6U 380 height/reference	EXZ 6W 420 height	EXZ 6W 460 height			
						A	B	C	D	E	F			
1	--- Cylinder head cover assembly													
	1-11180-476-5		1		(D)	A	B			E	F	1704-		
	8-97430-635-2		1	1003270-CYZ14	(A)			C	D			1704-		
	8-97431-138-0		1		(C)			C	D			1704-		
	8-97431-170-2		1	1003110-CYZ14	(B)			C	D			1704-		
	8-97618-854-1		1		(E)	A	B			E	F	1704-		
4	--- Refueling cover assembly													
	8-94399-723-0		1			A	B	C	D	E	F	1704-		
	8-94399-723-0		1			A	B			E	F	1704-		
5	--- Oil filter gasket													
	8-94399-689-0		1		Inner diameter =49 Outer diameter =58			C	D			1704-		
	8-94399-689-0		1		Inner diameter =49 Outer diameter =58	A	B			E	F	1704-		
28	--- Bolt													
	0-28050-830-0		8	Q1840830	(B) M8X30 reel	A	B			E	F	1704-		
	0-28050-860-0		8		(C) M8X60 reel	A	B			E	F	1704-		
	0-28050-880-0		12	Q1840880	(D) M8X80 reel	A	B			E	F	1704-		
	0-28650-835-0		20	Q1840835	(A) M8X35 reel	A	B	C	D	E	F	1704-		
29	--- Rubber pad													
	8-94395-684-0		20		(B) Outer diameter =22	A	B			E	F	1704-		
	8-97431-243-0		20	1003121-P301	(A)	A	B	C	D	E	F	1704-		
69	--- Gasket between cylinder head and cylinder head cover													
	1-11173-118-0		1		(A)	A	B	C	D	E	F	1704-		
	1-11173-119-1		1		(B)	A	B			E	F	1704-		
	1-11173-120-1		1		(C)	A	B			E	F	1704-		
72	--- Internal cylinder head cover plate													
	8-97431-128-1		1					C	D			1704-		
143	--- 0 Content – cylinder head cover													
	1-09639-034-0		6		Outer diameter =30	A	B			E	F	1704-		









This diagram misquoted

Figure No.

Index No	Recommended grade/part name					Model applied						Date of application	I T C	
	Part No.	L R	Q t y .	Qingling part No.	Remarks	EXR 6W 420 height	EXR 6W 460 height	EXR 6U 380 height	EXZ 6U 380 height/reference	EXZ 6W 420 height	EXZ 6W 460 height			
						A	B	C	D	E	F			
1	--- Cylinder head assembly													
	8-97430-639-2		1	1003010-D15YR	(A)				C	D			1704-	
	8-97622-073-3		1		(B)	A					E		1704-	
	8-97622-029-3		1		(B)		B					F	1704-	
	8-97622-075-2		1		(B)		B					F	1704-	
2	--- Cylinder block gasket													
	1-11141-265-4		1		(B)	A	B				E	F	1704-	
	1-11141-292-2		1		(A)			C	D				1704-	
3	--- Bolt-cylinder block and head fixing													
	0-28151-035-0		2		(B)	A	B				E	F	1704-	
	0-28156-212-0		1		(C)	A	B				E	F	1704-	
	1-09070-160-1		26		(A)			C	D				1704-	
	8-98245-540-0		6		(D)	A	B				E	F	1704-	
	8-98245-541-0		20		(E)	A	B				E	F	1704-	
4	--- Air valve duct													
	1-11721-012-1		24		(B)	A	B				E	F	1704-	
	8-97376-719-2		24		(A)			C	D				1704-	
					L=57									
5	--- Air valve seat ring--outlet													
	1-11711-074-1		12		(D)	A	B				E	F	1704-	
	1-11711-087-0		12		(B)			C	D				1704-	
	1-11715-109-1		12		(C)	A	B				E	F	1704-	
	8-98301-238-0		12		(A)			C	D				1704-	
					Intake air									
					Intake air									

0-11	Cylinder head
Figure No.	

Index No	Recommended grade/part name						Model applied						Date of application	I T C
	Part No.	L R	Q t y .	Qingling part No.	Remarks	EXR 6W 420 height	EXR 6W 460 height	EXR 6U 380 height	EXZ 6U 380 height/reference	EXZ 6W 420 height	EXZ 6W 460 height			
						A	B	C	D	E	F			
8	--- Bowl-shaped plug-water jacket sealing													
	1-09600-012-2		2		(E) Outer diameter =32	A	B			E	F	1704-		
	1-09600-016-0		6		(A) Outer diameter =25			C	D			1704-		
	1-09600-016-0		10		(A) Outer diameter =25	A	B			E	F	1704-		
	5-09600-013-0		2		(G) Outer diameter =12.3	A	B			E	F	1704-		
	5-11129-006-0		6		(F) Outer diameter =16	A	B			E	F	1704-		
	5-11219-008-0		12		(B) Outer diameter =18			C	D			1704-		
	5-11219-008-0		12		(B) Outer diameter =18	A	B			E	F	1704-		
	5-11219-018-0		6		(C) Outer diameter =36			C	D			1704-		
	8-94241-637-0		18		(H) Outer diameter =40	A	B			E	F	1704-		
	9-11129-128-0		12		(D) Outer diameter =20			C	D			1704-		
9	--- Stud													
	0-44011-070-0		1		(B) M10X70 L=85	A	B			E	F	1704-		
	1-09302-001-0		2		(A) M10X110 L=125			C	D			1704-		
	1-09302-001-0		6		(A) M10X110 L=125	A	B			E	F	1704-		
	1-09302-105-0		5		(C) M10X50 L=65	A	B			E	F	1704-		
10	--- Glow plug													
	1-82513-044-3		6		(B) BOSCH					E	F	1704-		
	8-94390-777-6		6		(A) NGK			C	D			1704-		
11	--- Connecting piece-glow plug													
	1-19732-037-1		1		(B)	A	B			E	F	1704-		
	8-97605-128-0		1		(A)			C	D			1704-		
12	--- Engine, left H head on rear wheel													
	1-11777-264-0		1		(B)	A	B			E	F	1704-		
	1-11777-272-0		1		(A)	A	B			E	F	1704-		

0-11	Cylinder head
Figure No.	

Index No	Recommended grade/part name						Model applied						Date of application	I T C	
	Part No.	L R	Q t y .	Qingling part No.	Remarks										
						EXR 6W 420 height	EXR 6W 460 height	EXR 6U 380 height	EXZ 6U 380 height/reference	EXZ 6W 420 height	EXZ 6W 460 height				
						A	B	C	D	E	F				
13	--- Coat hanger														
	1-11777-264-0		1		(T)	A	B				E	F	1704-		
	1-11777-272-0		1		(T)	A	B				E	F	1704-		
	1-11777-272-0		1		(T)	A	B				E	F	1704-		
	1-11777-272-0		1		(T)	A	B				E	F	1704-		
	1-11777-272-0		1		(T)	A	B				E	F	1704-		
14	--- Stud														
	1-09302-107-0		4		(C)	A	B				E	F	1704-		
	1-09302-159-0		3		(A) M10X130 L=145			C	D				1704-		
	1-09302-176-0		15		(B) M10X135 L=150			C	D				1704-		
	1-09302-176-0		14		(B) M10X77 L=92	A	B				E	F	1704-		
					M10X77 L=92										
23	--- Nut														
	1-09440-004-0		14		M4 reel	A	B				E	F	1704-		
25	--- Clogging														
	1-09604-094-0		1		M10X7	A	B				E	F	1704-		
34	--- Wiring harness-glow plug														
	8-97430-694-0		1	3701035-CYZ14	(A)			C	D				1704-		
	8-97431-914-0		1	3701035-D17YZ	(B)	A	B				E	F	1704-		
35	--- Screw														
	0-36230-410-0		1		M4X10			C	D				1704-		
41	--- Bolt														
	0-28166-212-0		2		(B) M12X120 reel	A	B				E	F	1704-		
	0-28851-435-0		2	Q1841435	(A) M14X35 reel	A	B				E	F	1704-		
55	--- Washer														
	1-09503-032-0		26		Inner diameter =18.2 Outer diameter =24	A	B				E	F	1704-		
57	--- Oil injector lining														
	1-11129-064-1		6					C	D				1704-		
	1-11129-064-1		6			A	B				E	F	1704-		

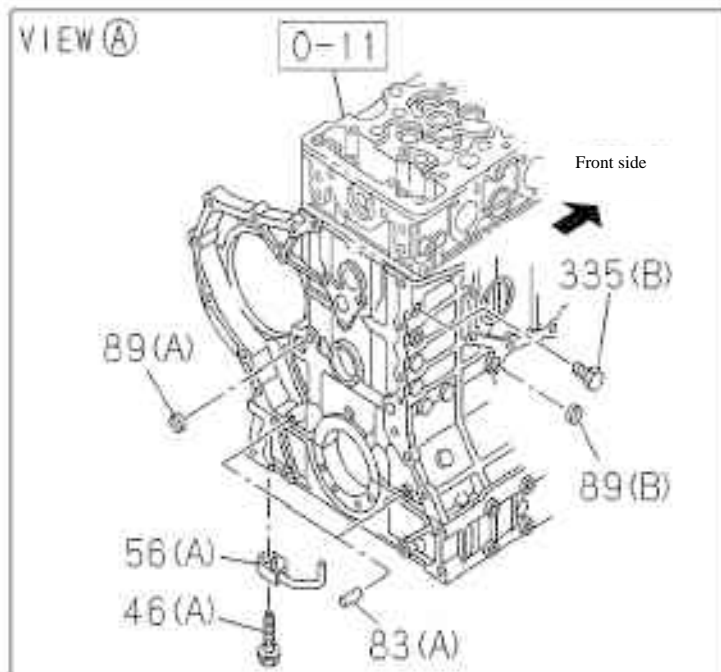
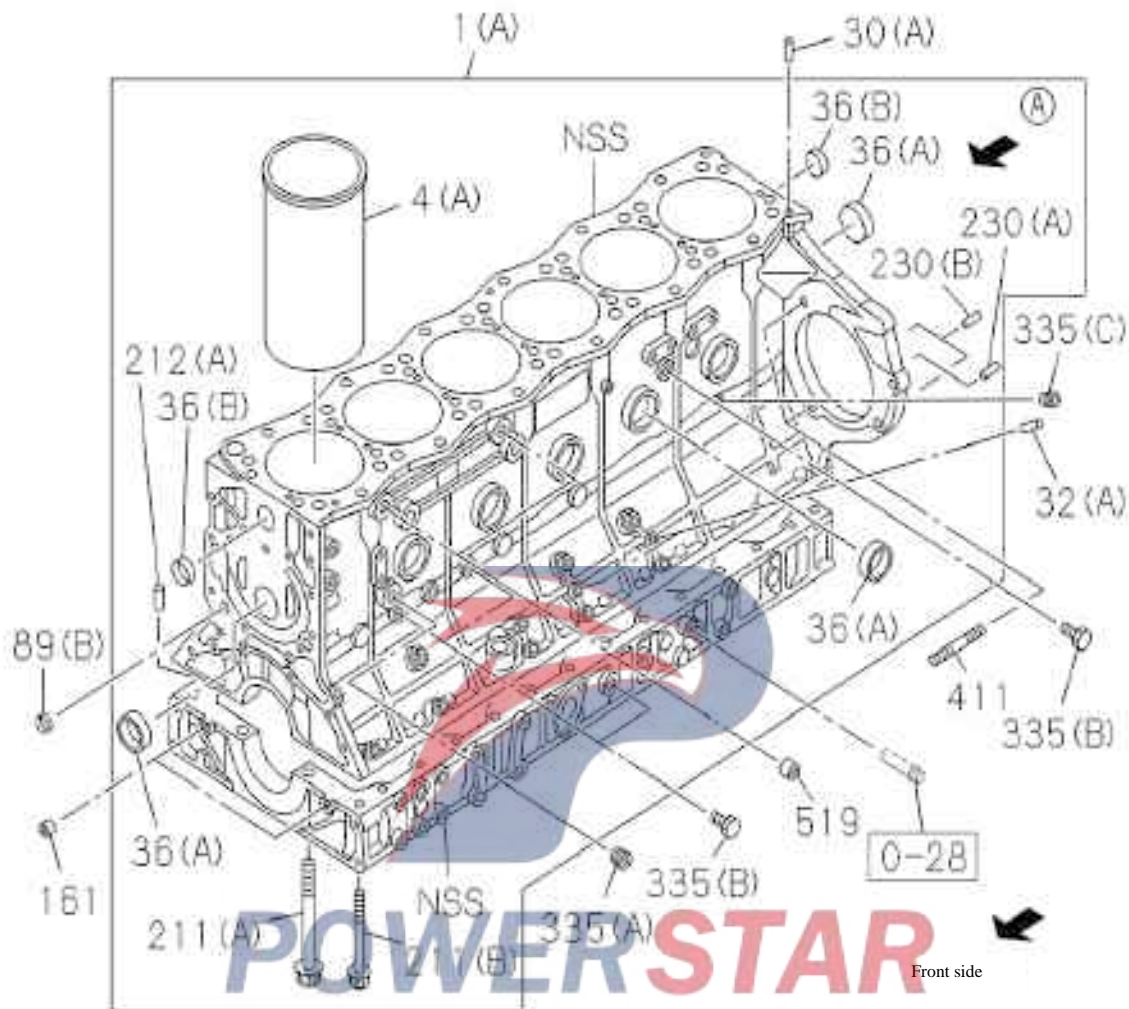
0-11	Cylinder head
Figure No.	

Index No	Recommended grade/part name						Model applied						Date of application	I T C	
	Part No.	L R	Q t y .	Qingling part No.	Remarks										
						EXR 6W 420 height	EXR 6W 460 height	EXR 6U 380 height	EXZ 6U 380 height/reference	EXZ 6W 420 height	EXZ 6W 460 height				
A	B	C	D	E	F										
58	Seal ring														
	8-97233-126-0		6		(A) Inner diameter =30.9 Black				C	D				1704-	
	8-97233-126-0		6		(A) Inner diameter =30.9 Black	A	B				E	F		1704-	
	8-97233-127-0		6		(C) Inner diameter =30.9 Red	A	B				E	F		1704-	
	8-98041-585-0		6		(B) Inner diameter =30.9 White				C	D				1704-	
59	Air valve bridge guide rod														
	8-97378-021-1		12		(B)	A	B				E	F		1704-	
	8-97603-036-0		12		(A)				C	D				1704-	
71	Bolt														
	0-28151-060-0		7		(A) M10X60 reel				C	D				1704-	
	0-28156-012-0		7		(B) M10X120 reel				C	D				1704-	
95	Seal ring														
	1-09623-403-0		1			A	B				E	F		1704-	
97	Locating sleeve														
	8-98143-037-0		4		Outer diameter =16	A	B				E	F		1704-	
	8-98143-037-0		4		Outer diameter =16	A	B				E	F		1704-	
98	Stud														
	8-94397-322-0		14		M12X100 L=120	A	B				E	F		1704-	
104	Gasket														
	1-09630-083-0		1		Inner diameter =10.2 Outer diameter =13	A	B				E	F		1704-	
109	Bracket														
	8-98114-196-0		1			A	B				E	F		1704-	
120	Bolt-fixing cylinder head and flywheel housing														
	1-09070-060-0		3		M10X122 reel				C	D				1704-	
121	Cover plate--idle wheel C														
	8-97603-803-0		1						C	D				1704-	
122	Seal ring														
	8-98020-344-0		1						C	D				1704-	
123	Bolt														
	0-28050-816-0		2	Q1840816	M8X16 reel				C	D				1704-	
138	Idle wheel C														
	8-97430-608-0		1	141007120-CYZ14	(A)				C	D				1704-	
	8-97431-123-1		1		(B)				C	D				1704-	
	8-97431-895-0		1	1007120-D17YZ	(C)	A	B				E	F		1704-	
139	Shaft-idle wheel C														
	8-97603-054-0		1			A	B	C	D					1704-	

0-11 **Cylinder head**

Figure No.

Index No	Recommended grade/part name				Model applied						Date of application	I T C	
	Part No.	L R	Q t y .	Qingling part No.	Remarks	EXR 6W 420	EXR 6W 460 height	EXR 6U 380 height	EXZ 6U 380 height/reference	EXZ 6W 420 height			EXZ 6W 460 height
						A	B	C	D	E			F
143	Bolt 0-28161-225-0		1		(A) M12X25 reel	A	B			E	F	1704-	
	0-28161-250-0		1		(B) M12X50 reel	A	B			E	F	1704-	
168	Coat hanger 8-97615-471-0		1			A	B			E	F	1704-	
180	Camshaft support assembly 8-97608-785-3		1		(A)	A	B			E	F	1704-	
	8-97608-791-3		6		(B)	A	B			E	F	1704-	
182	Bolt 9-05921-080-0		7		M10X80	A	B			E	F	1704-	
183	Locating sleeve 1-13119-004-0		2			A	B			E	F	1704-	
192	Nut 8-97368-853-0		6		M4 reel			C	D			1704-	
194	Camshaft case assembly 8-98192-430-1		1					C	D			1704-	
195	Bolt 0-28050-845-0		7	Q1840845	(A) M8X45 reel			C	D			1704-	
	0-28151-035-0		6		(B) M10X35 reel			C	D			1704-	
	0-28151-050-0		3		(C) M10X50 reel			C	D			1704-	
	8-94397-359-1		7		(D) M10X85 reel			C	D			1704-	
198	Gasket 1-09639-034-0		6		(A) Outer diameter =30			C	D			1704-	
	8-97609-580-0		1		(B)			C	D			1704-	
257	Lining-idle wheel 8-98081-168-0		1			A	B			E	F	1704-	
264	Plug cover 5-09600-013-0		2		(A) Outer diameter =12.3			C	D			1704-	
	5-11219-008-0		1		(B) Outer diameter =18			C	D			1704-	
	8-97351-451-0		2		(C) Outer diameter =45			C	D			1704-	
265	Pin 1-09740-032-0		14		(B) Outer diameter =4 L=12			C	D			1704-	
	9-08150-816-0		2		(A) 373 Outer diameter =8 L=16			C	D			1704-	



Qty.

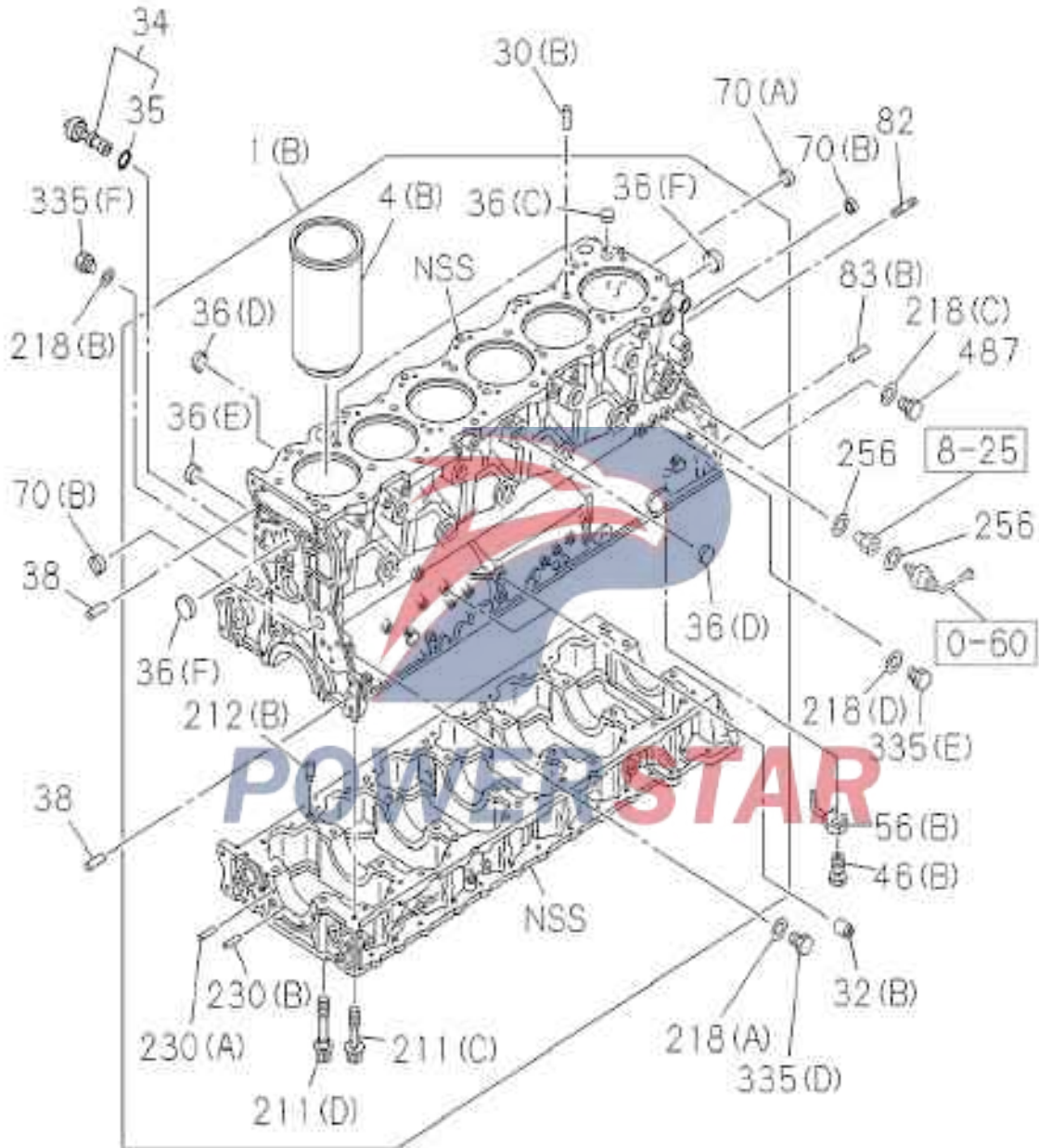


Figure No.

Index No	Recommended grade/part name						Model applied						Date of application	I T C
	Part No.	L R	Q t y .	Qingling part No.	Remarks	EXR 6W 420 height	EXR 6W 460 height	EXR 6U 380 height	EXZ 6U 380 height/reference	EXZ 6W 420 height	EXZ 6W 460 height			
						A	B	C	D	E	F			
1	---	Cylinder block assembly												
		8-97433-242-0		1	(A)			C	D				1704-	
		8-98320-435-1		1	(B)	A	B			E	F		1704-	
4	---	Cylinder liner												
		8-98105-879-0		6	Please check the digital grade on the cylinder w			C	D				1704-	
		1-11261-378-2		6	Please check the digital grade on the d	A	B			E	F		1704-	
30	---	Pin												
		9-0815-0816-0		2	(A)			C	D				1704-	
					Outer diameter =8 L=16									
		9-0815-1018-0		2	(B)	A	B			E	F		1704-	
					Outer diameter =10 L=18									
32	---	Pin												
		8-94325-506-1		2	(B)	A	B			E	F		1704-	
					Outer diameter =18.5 L=12.5									
		9-0815-0816-0		2	(A)			C	D				1704-	
					Outer diameter =8 L=16									
34	---	Pressure relief valve assembly												
		1-13160-030-3		1		A	B			E	F		1704-	
35	---	Seal ring												
		1-09623-297-0		1	Inner diameter =35.2	A	B			E	F		1704-	
36	---	Bowl-shaped plug-water jacket sealing												
		1-09600-016-0		1	(C)	A	B			E	F		1704-	
					Outer diameter =25									
		1-09600-058-1		7	(A)			C	D				1704-	
					Outer diameter =45									
		1-09600-059-1		2	(B)			C	D				1704-	
					Outer diameter =32									
		1-09600-065-1		2	(D)	A	B			E	F		1704-	
					Outer diameter =40									
		8-94241-637-0		13	(E)	A	B			E	F		1704-	
					Outer diameter =40									
		8-97351-451-0		4	(F)	A	B			E	F		1704-	
					Outer diameter =45									
38	---	Pin												
		9-0815-1018-0		2	Outer diameter =10 L=18	A	B			E	F		1704-	
46	---	Hollow bolt												
		1-13349-014-0		6	(B)	A	B			E	F		1704-	
					M14X25									
		8-97372-238-0		6	(A)			C	D				1704-	
					M10X21									
56	---	Nozzle assembly												
		1-13342-139-2		6	(B)	A	B			E	F		1704-	
		8-98275-246-0		6	(A)			C	D				1704-	

Index No.	Recommended grade/part name						Model applied						Date of application	I T C
	Part No.	L R	Q t y .	Qingling part No.	Remarks	EXR 6W 420 height	EXR 6W 460 height	EXR 6U 380 height	EXZ 6U 380 height/reference	EXZ 6W 420 height	EXZ 6W 460 height			
						A	B	C	D	E	F			
70	--- Plug cover													
	1-09600-012-2		1		(A) Outer diameter =32	A	B			E	F	1704-		
	1-09600-016-0		4		(B) Outer diameter =25	A	B			E	F	1704-		
82	--- Stud													
	0-4401-1435-0		1		M14X35 L=56	A	B			E	F	1704-		
83	--- Pin													
	9-0815-1022-0		2		(A) Outer diameter =10 L=22			C	D			1704-		
	9-0815-1428-0		2		(B)	A	B			E	F	1704-		
89	--- Bowl-shaped plug--oil passage													
	5-11129-006-0		1		(A) Outer diameter =16			C	D			1704-		
	9-11129-128-0		2		(B) Outer diameter =20			C	D			1704-		
161	--- Locating sleeve--front cover plate													
	1-13119-004-0		2					C	D			1704-		
211	--- Bolt--crankcase													
	1-09070-087-3		28		(C) M12X114	A	B			E	F	1704-		
	1-09070-151-0		14		(D) M18X150	A	B			E	F	1704-		
	8-98141-538-0		28		(B) M10X95 reel			C	D			1704-		
	8-98229-864-0		14		(A) M15X126.5 reel			C	D			1704-		
212	--- Locating pin--crankcase													
	1-09740-031-0		2		(A) Outer diameter =12 L=28			C	D			1704-		
	1-09740-068-1		2		(B) Outer diameter =18 L=39	A	B			E	F	1704-		
218	--- Gasket													
	1-09630-083-0		1		(A) Inner diameter =10.2 Outer diameter =15.2	A	B			E	F	1704-		
	1-09630-089-0		1		(C) Inner diameter =22.2 Outer diameter =28	A	B			E	F	1704-		
	1-09630-141-0		1		(D) Inner diameter =14.2 Outer diameter =25	A	B			E	F	1704-		
	8-98251-344-0		1	3506271-D17YZ	(B) Inner diameter =12.2 Outer diameter =17.2	A	B			E	F	1704-		

Index No.	Recommended grade/part name						Model applied						Date of application	I T C
	Part No.	L R	Q t y .	Qingling part No.	Remarks	EXR 6W 420 height	EXR 6W 460 height	EXR 6U 380 height	EXZ 6U 380 height/reference	EXZ 6W 420 height	EXZ 6W 460 height			
						A	B	C	D	E	F			
230	---	Locating pin												
		1-09749-025-1	2		(A) L=25			C	D				1704-	
		1-09749-025-1	2		(A) L=25	A	B			E	F		1704-	
		9-0816-0510-0	2		(B) Outer diameter =5 L=10			C	D				1704-	
		9-0816-0510-0	2		(B) Outer diameter =5 L=10	A	B			E	F		1704-	
256	---	Gasket												
		1-09630-141-0	2		Inner diameter =14.2 Outer diameter =25	A	B			E	F		1704-	
335	---	Plug-right												
		1-09604-094-0	1		(D) M10X7	A	B			E	F		1704-	
		1-09605-050-0	1		(C) PT1/8			C	D				1704-	
		1-09605-056-0	1		(A) PT3/8			C	D				1704-	
		8-97329-617-0	1		(B) M14X16.5			C	D				1704-	
		8-97329-617-0	2		(B) M14X16.5			C	D				1704-	
		8-98042-944-0	1		(E) M14X9	A	B			E	F		1704-	
		8-98047-054-0	1		(F) M12X9	A	B			E	F		1704-	
411	---	Stud												
		9-9441-1240-0	2		M12X40 L=58			C	D				1704-	
487	---	Connector - sensor												
		8-98358-916-0	1			A	B			E	F		1704-	
519	---	Locating sleeve												
		9-19759-019-1	2		Outer diameter =14 L=9			C	D				1704-	

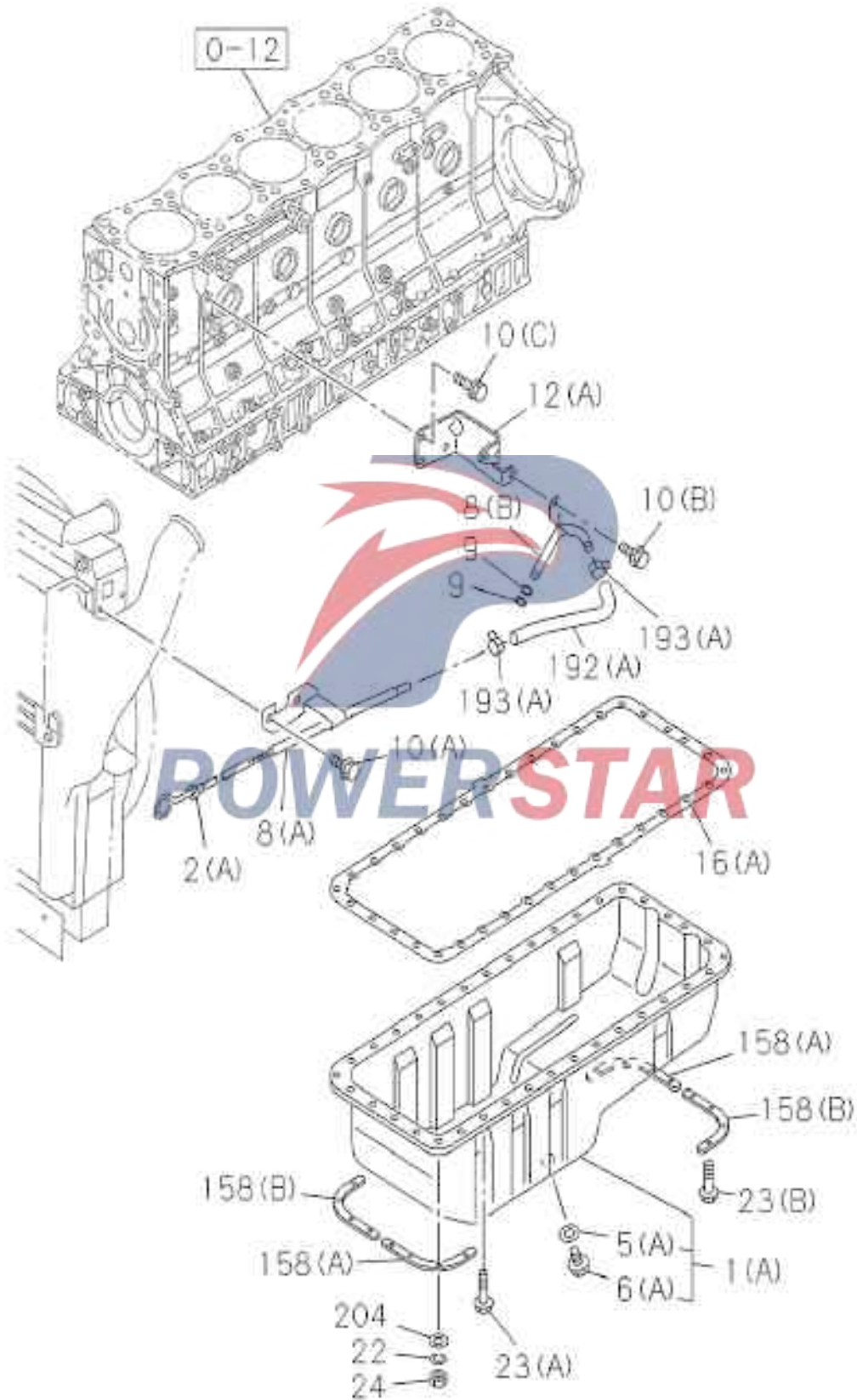
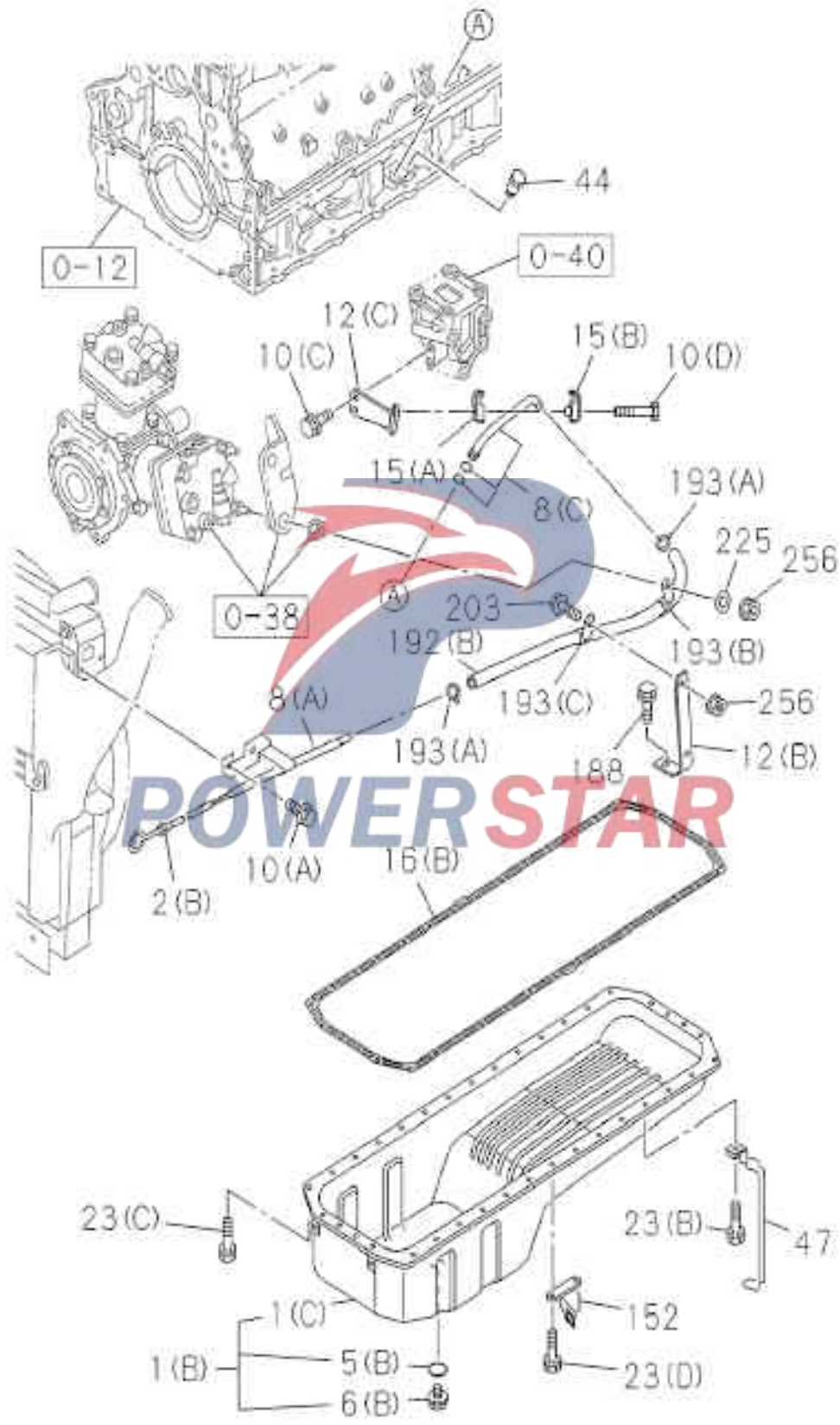


Figure No.

Qty.



Oil pan and level gauge

Figure No.

Index No	Recommended grade/part name						Model applied						Date of application	I T C
	Part No.	L R	Q t y .	Qingling part No.	Remarks	EXR 6W 420 height	EXR 6W 460 height	EXR 6U 380 height	EXZ 6U 380 height/reference	EXZ 6W 420 height	EXZ 6W 460 height			
						A	B	C	D	E	F			
1	Oil pan assembly													
	1-11360-912-0		1		(B)	A	B			E	F	1704-		
	1-11361-590-0		1		(C)	A	B			E	F	1704-		
	8-97430-648-4		1		(A)			C	D			1704-		
2	Oil dipstick assembly													
	8-97641-198-2		1		(A)			C	D			1704-		
	8-98222-132-0		1	1018030-D17YZ	(B)	A	B			E	F	1704-		
5	Seal ring													
	1-09623-057-0		1		(B)	A	B			E	F	1704-		
	1-09623-415-0		1		(A)			C	D			1704-		
					Inner diameter =26.8									
6	Oil bleeder screw plug													
	8-97431-831-0		1	1701320-117	(A)			C	D			1704-		
	9-09662-012-0		1		(B)	A	B			E	F	1704-		
					M20X16.5									
8	Oil dipstick guide tube assembly													
	8-97432-693-0		1	1018070-D15YR	(B)			C	D			1704-		
	8-97617-015-0		1		(C)	A	B			E	F	1704-		
	8-97641-098-1		1	1018020-D17YZ	(A)	A	B	C	D	E	F	1704-		
9	Seal ring													
	1-09623-469-0		2		Inner diameter =11			C	D			1704-		
10	Bolt													
	0-28050-640-0		1		(D)	A	B			E	F	1704-		
					M6X40 reel									
	0-28050-816-0		2	Q1840816	(A)	A	B	C	D	E	F	1704-		
					M8X16 reel									
	0-28151-020-0		2	Q1841020	(C)			C	D			1704-		
					M10X20 reel									
	0-28151-020-0		2	Q1841020	(C)	A	B			E	F	1704-		
					M10X20 reel									
	0-28651-025-0		1	Q1841025 (P=1. 25)	(B)			C	D			1704-		
					M10X25 reel									
12	Bracket													
	1-47479-855-0		1	1109312-D15EH	(B)	A	B			E	F	1704-		
	8-97432-700-0		1	1018073-D15YR	(A)			C	D			1704-		
	8-97617-016-1		1		(C)	A	B			E	F	1704-		
15	Pipe clamp													
	8-98060-970-0		1		(A)	A	B			E	F	1704-		
					I.D.=8 L=14									
	8-98060-971-0		1		(B)	A	B			E	F	1704-		
					I.D.=8 L=14									
16	Gasket--oil pan and cylinder block													
	1-11367-130-0		1		(B)	A	B			E	F	1704-		
	8-98187-258-0		1		(A)			C	D			1704-		

Oil pan and level gauge

Figure No.

Index No.	Recommended grade/part name						Model applied						Date of application	I T C
	Part No.	L	Q t y .	Qingling part No.	Remarks	EXR 6W 420 height	EXR 6W 460 height	EXR 6U 380 height	EXZ 6U 380 height/reference	EXZ 6W 420 height	EXZ 6W 460 height			
						A	B	C	D	E	F			
22	Spring washer 0-91510-508-0		6		Inner diameter =8.2			C	D			1704-		
23	Bolt 0-28151-020-0		34	Q1841020	(C) M10X20 reel	A	B			E	F	1704-		
	0-28151-030-0		2		(D) M10X30 reel	A	B			E	F	1704-		
	0-50640-822-0		17		(A) M8X22			C	D			1704-		
	0-50640-830-0		10		(B) M8X30			C	D			1704-		
24	Nut 0-91110-508-0		6	Q340B08	M8			C	D			1704-		
44	Clogging 1-09604-098-0		1		M22X41	A	B			E	F	1704-		
47	Pipe clamp 1-11369-155-0		1			A	B			E	F	1704-		
152	Bracket 1-21119-130-1		1			A	B			E	F	1704-		
158	Pressure plate-oil pan fixing 8-98191-929-0		2		(A)			C	D			1704-		
	8-98191-930-0		2		(B)			C	D			1704-		
188	Bolt 0-28650-835-0		1	Q1840835	M8X35 reel	A	B			E	F	1704-		
192	Oil dipstick hose 8-97641-156-0		1	1018050-D15YR	(A) L=240 S.B.L.=3000			C	D			1704-		
	8-98222-046-0		1	1018050-D17YZ	(B) L=745	A	B			E	F	1704-		
193	Clamp piece 0-95235-856-0		1	3506715-CYZ14	(C) I.D.=19 L=28	A	B			E	F	1704-		
	1-09700-972-1		1	3206423-CYZ14	(B) Inner diameter =19 H=21 L=39	A	B			E	F	1704-		
	1-09707-158-0		2	1018031-CYZ14	(A) Inner diameter =17	A	B	C	D	E	F	1704-		
203	Bolt 0-28650-820-0		1	Q1840820	M8X20 reel	A	B			E	F	1704-		
204	Washer 0-91610-508-0		6	Q40008	Inner diameter =8.4 Outer diameter =16			C	D			1704-		
225	Washer 0-91610-708-0		1	Q40208	Inner diameter =8.4 Outer diameter =22	A	B			E	F	1704-		
256	Nut 0-91180-108-0		2	Q32008	M8 reel	A	B			E	F	1704-		

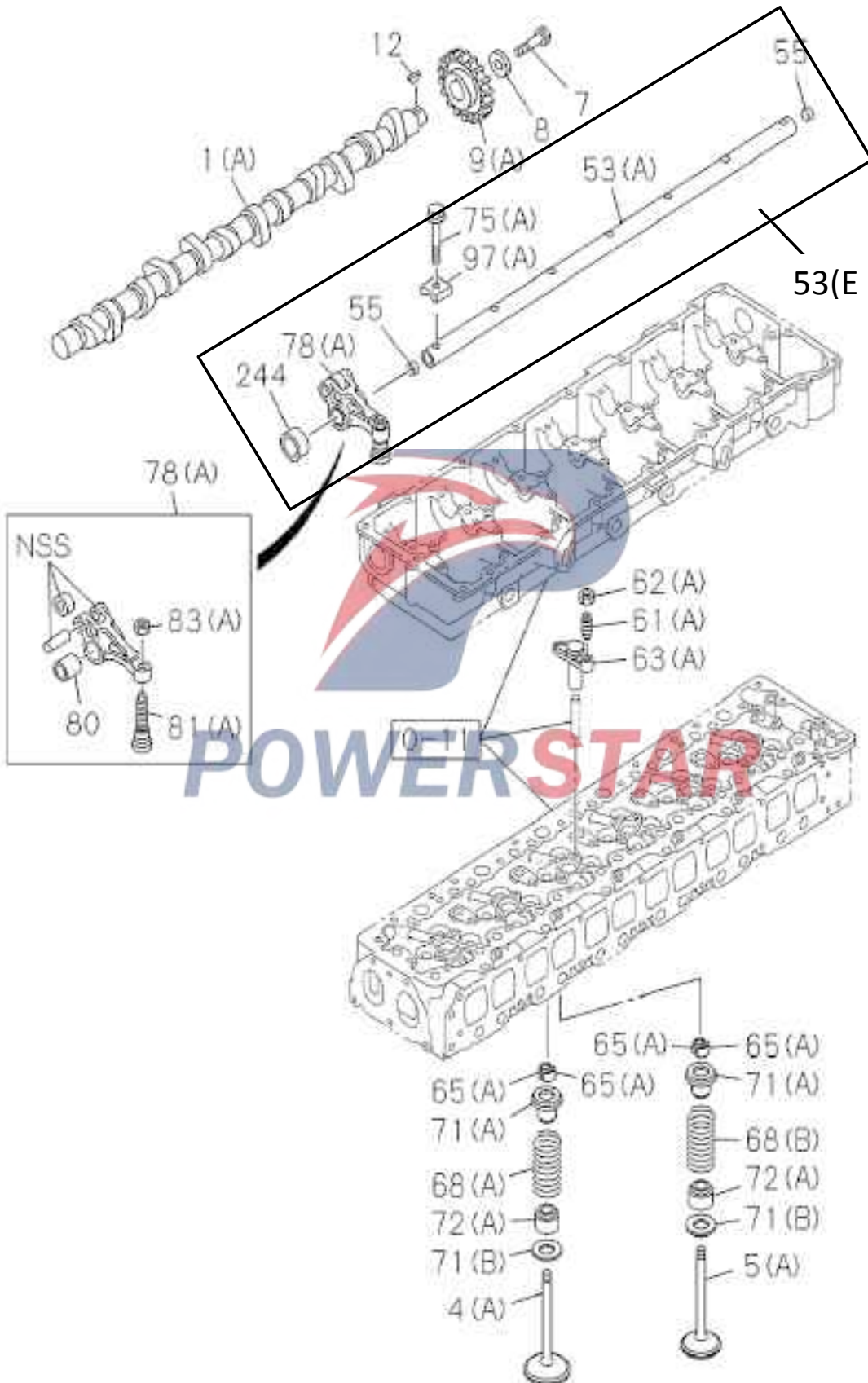
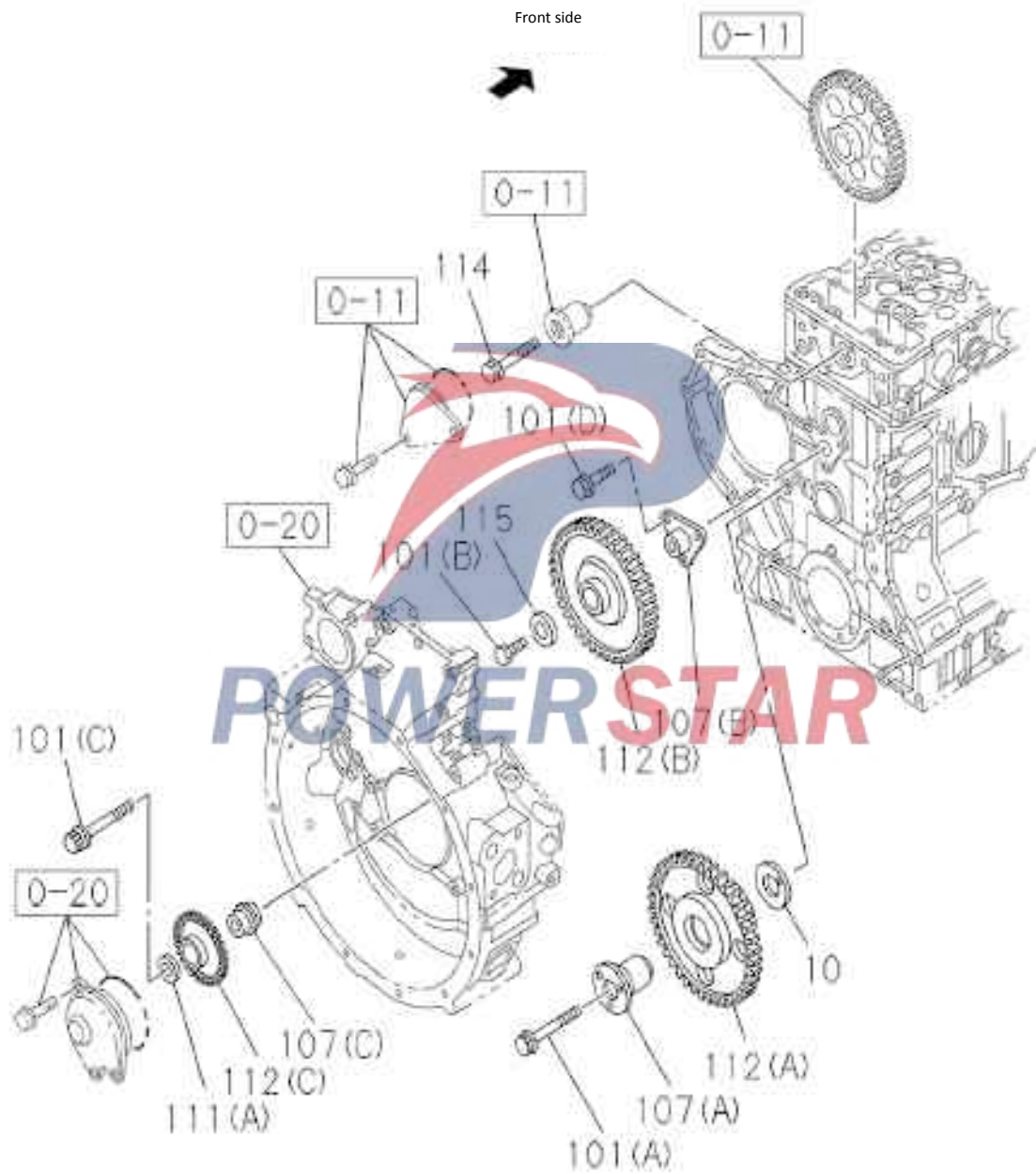
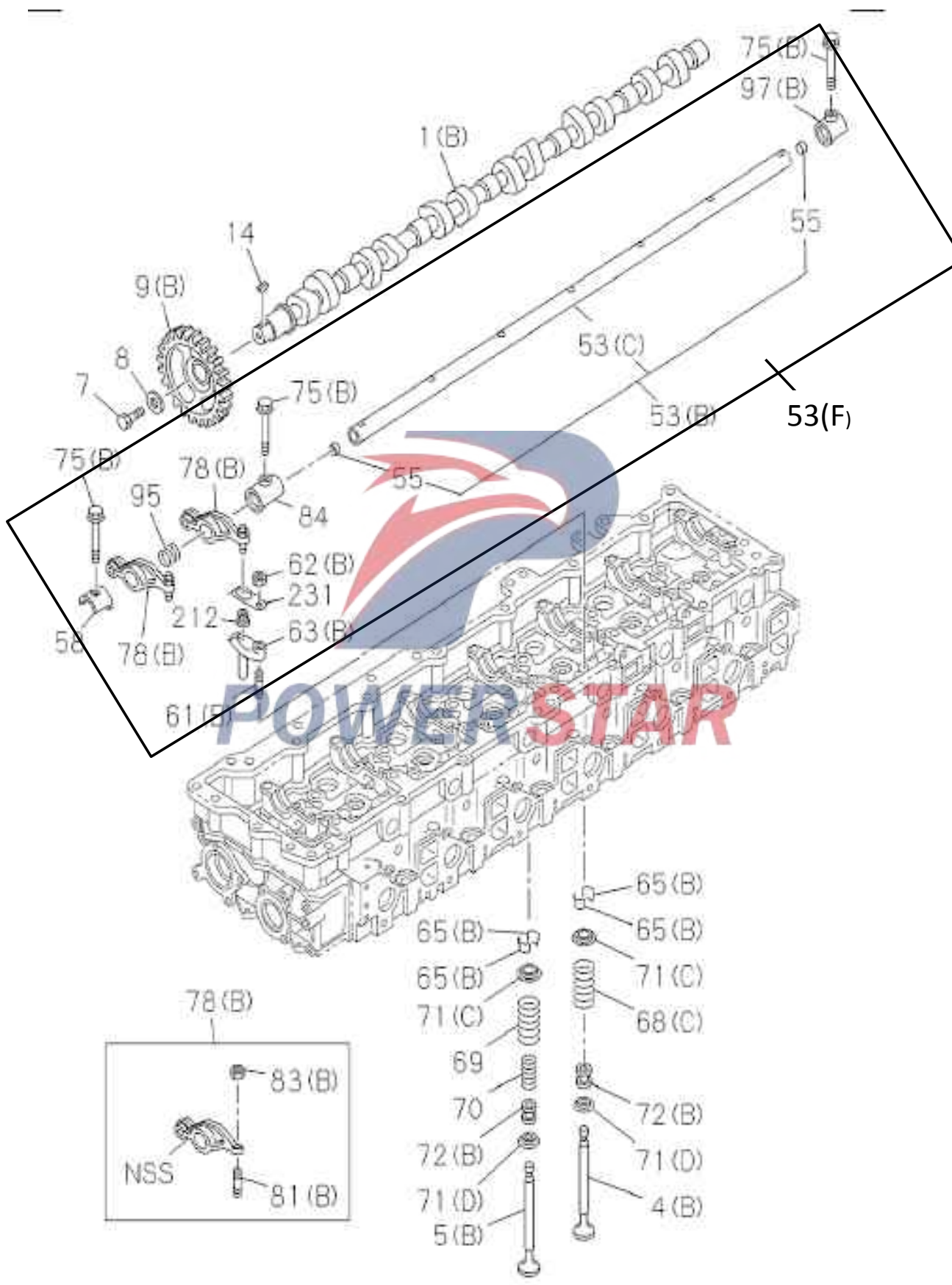
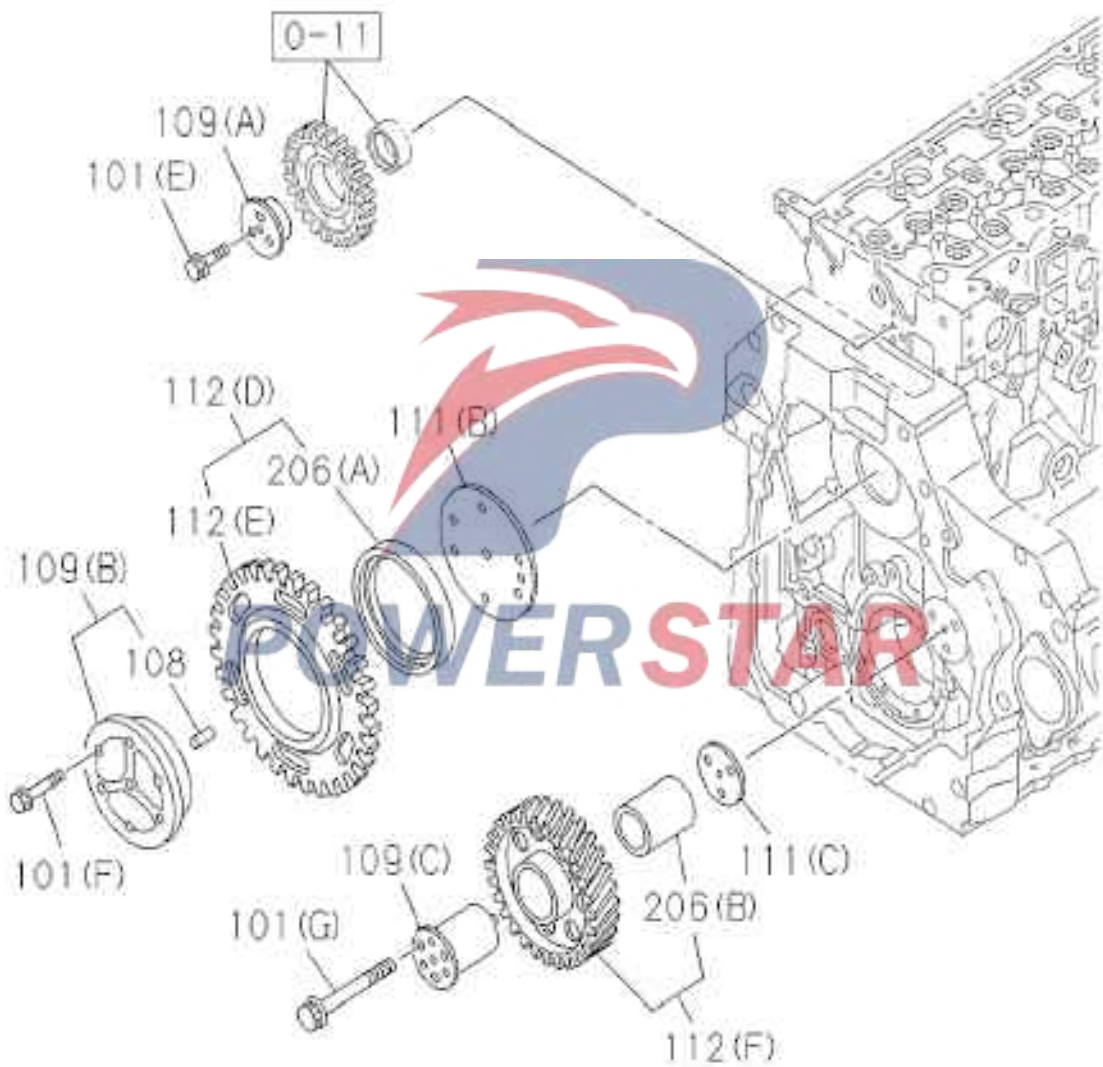


Figure No.

Qty.







Index No	Recommended grade/part name						Model applied						Date of application	I T C
	Part No.	L R	Q t y .	Qingling part No.	Remarks	EXR 6W 420 height	EXR 6W 460 height	EXR 6U 380 height	EXZ 6U 380 height/reference	EXZ 6W 420 height	EXZ 6W 460 height			
						A	B	C	D	E	F			
1	Camshaft													
	8-97430-625-2		1	1006011-CYZ14A	(A)			C	D				1704-	
	8-97431-917-0		1	1006011-D17YZ	(B)	A	B			E	F		1704-	
4	Air valve--inlet													
	1-12551-162-4		12		(B)	A	B			E	F		1704-	
	8-97388-643-3		12		(A)			C	D				1704-	
5	Air valve--outlet													
	1-12552-100-3		12		(B)	A	B			E	F		1704-	
	8-97388-644-0		12		(A)			C	D				1704-	
7	Bolt													
	9-92061-428-0		1		M14X28			C	D				1704-	
	9-92061-428-0		1		M14X28	A	B			E	F		1704-	
8	Washer													
	9-09851-850-3		1		Inner diameter =14.5			C	D				1704-	
	9-09851-850-3		1		Inner diameter =14.5	A	B			E	F		1704-	
9	Gear--camshaft													
	8-97430-607-1		1	1007110-CYZ14	(A) Z=36			C	D				1704-	
	8-97431-897-0		1	1007110-D17YZ	(B)	A	B			E	F		1704-	
10	Thrust plate--gear A													
	1-12535-021-1		1		Inner diameter =24.5 Outer diameter =62			C	D				1704-	
12	Key													
	9-08055-516-0		1					C	D				1704-	
14	Key													
	9-08055-516-0		1			A	B			E	F		1704-	
53	Rocker arm shaft assembly													
	1-12621-092-2		1		(C)	A	B			E	F		1704-	
	8-98191-745-2		1		(B)	A	B			E	F		1704-	
	8-98298-764-0		1		(A)			C	D				1704-	
55	Sprocket shaft end screw plug													
	9-11129-082-0		2		Outer diameter =18			C	D				1704-	
	9-11129-082-0		2		Outer diameter =18	A	B			E	F		1704-	
58	Rear rocker arm shaft bracket													
	1-12628-070-3		1			A	B			E	F		1704-	
61	Air valve bridge adjusting screw													
	1-12616-042-0		1		(B)M10X26	A	B			E	F		1704-	
	8-94394-803-0		1		(A)M8X21			C	D				1704-	
62	Nut													
	9-09840-310-0		1		(B) M10	A	B			E	F		1704-	
	9-09844-574-0		1		(A) M8			C	D				1704-	
63	Air valve bridge assembly													
	1-12611-277-3		1		(B)	A	B			E	F		1704-	
	8-98002-325-0		1		(A)			C	D				1704-	

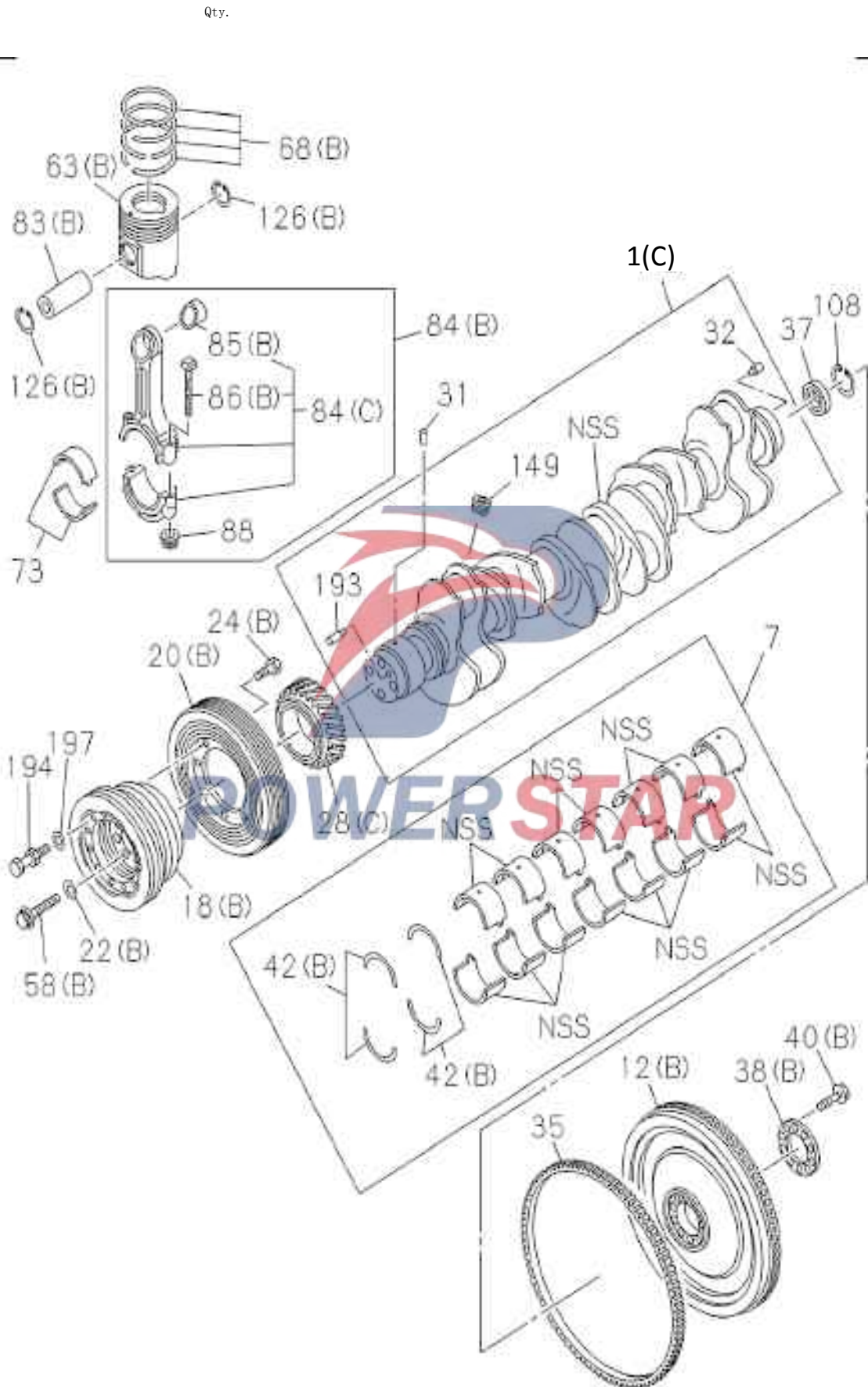
Index No	Recommended grade/part name						Model applied						Date of application	I T C	
	Part No.	L R	Q t y .	Qingling part No.	Remarks	EXR 6W 420 height	EXR 6W 460 height	EXR 6U 380 height	EXZ 6U 380 height/reference	EXZ 6W 420 height	EXZ 6W 460 height				
						A	B	C	D	E	F				
65	Air valve spring seat's lock plate														
	1-12565-007-0		48		(B)	A	B			E	F		1704-		
	5-12565-004-0		48		(A)			C	D				1704-		
68	Air valve spring--inlet														
	8-97603-260-0		12		(A)			C	D				1704-		
	8-97603-261-0		12		(B) Intake air H=88 白色			C	D				1704-		
	8-97603-305-0		12		(C) Exhaust H=94	A	B			E	F		1704-		
69	0 Content – valve spring														
	1-12561-093-0		1			A	B			E	F		1704-		
70	0 Content – valve spring														
	1-12562-060-0		1			A	B			E	F		1704-		
71	Air valve spring seat--upper														
	1-12563-056-2		24		(D) 下方 Outer diameter =36.6 T=5	A	B			E	F		1704-		
	1-12563-060-0		24		(C) 上方 Outer diameter =38 T=12.5	A	B			E	F		1704-		
	8-94390-783-2		24		(A) 上方 Outer diameter =32.8 T=12.75			C	D				1704-		
	8-94391-468-0		24		(B) 下方 Inner diameter =14.3 T=1.0			C	D				1704-		
72	Air valve oil seal														
	1-12569-020-0		24		(B)	A	B			E	F		1704-		
	8-97376-720-0		24		(A)			C	D				1704-		
75	Bracket bolt														
	0-2816-1270-0		7		(A) M12X70 reel			C	D				1704-		
	1-09044-087-1		7	Separate part, inclu	(B) M12X97 reel	A	B			E	F		1704-		
78	Rocker arm														
	1-12610-080-2		12		(B)—6W Intake and exhaust the same	A	B			E	F		1704-		
	8-98185-280-0		6		(A) Intake air			C	D				1704-		
	8-98185-286-0		6		(A) Exhaust			C	D				1704-		
80	Rocker arm lining														
	8-98185-285-0		6					C	D				1704-		
	8-98185-285-0		6					C	D				1704-		
81	Rocker arm adjusting screw														
	1-12616-034-1		12		(B)	A	B			E	F		1704-		
	8-98249-015-0		6		(A)			C	D				1704-		
	8-98249-015-0		6		(A)			C	D				1704-		

Figure No.

Index No	Recommended grade/part name					Model applied						Date of application	I T C	
	Part No.	L R	Q t y .	Qingling part No.	Remarks	EXR 6W 420 height	EXR 6W 460 height	EXR 6U 380 height	EXZ 6U 380 height/reference	EXZ 6W 420 height	EXZ 6W 460 height			
						A	B	C	D	E	F			
83	Nut													
	0-91110-510-0		6	Q341C10	(A)M10			C	D				1704-	
	0-91110-510-0		6	Q341C10	(A)M10			C	D				1704-	
	0-91110-512-0		12	Q341B12	(B)M12	A	B			E	F		1704-	
84	Rear rocker arm shaft bracket													
	1-12628-068-2		5			A	B			E	F		1704-	
95	0 Content – rocker arm shaft													
	1-09580-472-1		6			A	B			E	F		1704-	
97	Rear rocker arm shaft bracket													
	1-12628-072-3		1		(B)	A	B			E	F		1704-	
	1-12628-094-0		7		(A)			C	D				1704-	
101	Bolt-idle wheel A													
	0-28151-040-0		3		(E)	A	B			E	F		1704-	
					M10X40 reel									
	0-28151-060-0		6		(F)	A	B			E	F		1704-	
					M10X60 reel									
	1-09000-284-0		1		(B)			C	D				1704-	
					M14X16									
	1-09070-087-3		3		(G)	A	B			E	F		1704-	
					M12X114									
	1-09070-127-0		1		(A)			C	D				1704-	
					M12X57									
	1-09070-138-0		1		(C)			C	D				1704-	
					M14X80 reel									
	8-97073-782-0		3		(D)			C	D				1704-	
					M8X14									
107	Idle shaft A													
	1-12531-099-0		1		(A)			C	D				1704-	
	8-97605-123-0		1		(C)			C	D				1704-	
	8-98258-379-0		1		(B)			C	D				1704-	
108	Pin													
	9-08161-232-0		1		Outer diameter =12 L=32	A	B			E	F		1704-	
109	Idle shaft													
	1-12531-076-2		1		(B)	A	B			E	F		1704-	
	1-12531-092-2		1		(C)	A	B			E	F		1704-	
	1-12531-093-1		1		(A)	A	B			E	F		1704-	
111	Thrust washer--idle wheel D													
	1-12535-008-1		1		(C)	A	B			E	F		1704-	
					Inner diameter =12.3 Outer diameter =76									
	1-12535-019-0		1		(B)	A	B			E	F		1704-	
					Inner diameter =12.5 Outer diameter =160									
	1-12535-030-1		1		(A)			C	D				1704-	
					Inner diameter =14.5 Outer diameter =59									

Figure No.

Recommended grade/part name													
Index No	Part No.	L R	Q t y .	Qingling part No.	Remarks	Model applied						Date of application	I T C
						EXR 6W 420 height	EXR 6W 460 height	EXR 6U 380 height	EXZ 6U 380 height/reference	EXZ 6W 420 height	EXZ 6W 460 height		
						A	B	C	D	E	F		
112	Idle wheel A assembly												
	8-97430-603-0		1	1007140-CYZ14	(A) Z=69			C	D			1704-	
	8-97430-604-0		1	1007150-CYZ14	(B) Z=62			C	D			1704-	
	8-97430-605-0		1	1007160-CYZ14	(C) Z=45			C	D			1704-	
	8-97431-890-0		1	1007150-D17YZ	(D)	A	B			E	F	1704-	
	8-97431-891-0		1	1007151-D17YZ	(E)	A	B			E	F	1704-	
	8-97431-892-0		1	1007140-D17YZ	(F)	A	B			E	F	1704-	
114	Bolt												
	0-2816-1245-0		1		M12X45 reel			C	D			1704-	
115	Washer												
	8-97209-728-2		1		Inner diameter =14.5 Outer diameter =46			C	D			1704-	
206	Lining-idle wheel												
	1-09330-124-1		1		(A)	A	B			E	F	1704-	
	8-98081-167-0		1		(B)	A	B			E	F	1704-	
212	0 Content – valve bridge												
	1-12616-040-0		1			A	B			E	F	1704-	
231	0 Content – valve bridge												
	1-12619-011-2		1			A	B			E	F	1704-	
244	Spacer sleeve												
	8-98298-767-0		6		Inner diameter =28.5 Outer diameter =35 L=29			C	D			1704-	



Crankshaft, piston, and flywheel

Index No	Recommended grade/part name					Model applied						Date of application	I T C	
	Part No.	L R	Q t y .	Qingling part No.	Remarks	EXR 6W 420 height	EXR 6W 460 height	EXR 6U 380 height	EXZ 6U 380 height/reference	EXZ 6W 420 height	EXZ 6W 460 height			
						A	B	C	D	E	F			
1	Crankshaft assembly													
	8-97432-051-0		1		(A)—6U with gear assembly			C	D				1704-	
	8-97432-852-0		1	1005110-D15YR	(B)			C	D				1704-	
	8-98172-014-1		1		(C)	A	B			E	F		1704-	
7	Shaft bushing component													
	8-98151-849-1		1			A	B			E	F		1704-	
	8-98151-850-0		2			A	B			E	F		1704-	
12	Flywheel assembly													
	8-97431-154-1		1	1005021-CYZ14	(A)			C	D				1704-	
	8-97432-159-0		1	1005021-D17YZ	(B)	A	B			E	F		1704-	
18	Belt pulley--crankshaft													
	8-97430-651-0		1	1022010-CYZ14	(A)			C	D				1704-	
	8-97431-933-0		1	1022010-D17YZ	(B)	A	B			E	F		1704-	
20	Torsion damper--crankshaft													
	8-97430-640-0		1	1007014-CYZ14	(A)			C	D				1704-	
	8-97431-918-0		1	1007014-D17YZ	(B)	A	B			E	F		1704-	
22	Washer													
	9-09851-862-0		8	3420103-CYZ14	(B) Inner diameter =18	A	B			E	F		1704-	
	9-09851-935-0		4	5001223-D17YZ	(A) Inner diameter =17 Outer diameter =30			C	D				1704-	
24	Bolt													
	0-2816-1225-0		8		(A) M12X25 reel			C	D				1704-	
	0-2876-1230-0		8		(B) M12X30 reel	A	B			E	F		1704-	
28	Gear--crankshaft													
	8-97430-687-0		1	1007012-CYZ14	(A)Z=59			C	D				1704-	
	8-97430-688-1		1	1007013-CYZ14	(B)Z=46			C	D				1704-	
	8-97431-889-0		1	1007013-D17YZ	(C)	A	B			E	F		1704-	
31	Pin													
	9-09878-626-0		1		Outer diameter =5 L=6	A	B			E	F		1704-	
32	Locating pin--flywheel													
	9-08150-816-0		1		Outer diameter =8 L=16			C	D				1704-	
	9-08150-816-0		1		Outer diameter =8 L=16	A	B			E	F		1704-	
34	Locating pin--gear													
	9-09878-626-0		1		Outer diameter =5 L=6			C	D				1704-	
35	Gear ring													
	8-97431-830-0		1	1005022-CYZ14				C	D				1704-	
	8-97431-830-0		1	1005022-CYZ14		A	B			E	F		1704-	
36	Pin													
	9-08151-022-0		2		Outer diameter =10 L=22			C	D				1704-	
37	Bearing													
	1-09800-257-0		1					C	D				1704-	
	1-09800-257-0		1			A	B			E	F		1704-	

Crankshaft, piston, and flywheel

Figure No.

Index No	Recommended grade/part name					Model applied						Date of application	I T C
	Part No.	L R	Q t y .	Qingling part No.	Remarks	EXR 6W 420 height	EXR 6W 460 height	EXR 6U 380 height	EXZ 6U 380 height/reference	EXZ 6W 420 height	EXZ 6W 460 height		
						A	B	C	D	E	F		
88	Nut 1-12239-005-1		2			A	B			E	F	1704-	
108	Snap ring 9-09180-163-0		1		Outer diameter =67.2			C	D			1704-	
	9-09180-163-0		1		Outer diameter =67.2	A	B			E	F	1704-	
126	Circlip 1-09587-075-1		12		(A) Outer diameter =56.2			C	D			1704-	
	1-09587-082-0		12		(B)	A	B			E	F	1704-	
149	Screw plug 8-98361-733-0		6		PT1	A	B			E	F	1704-	
193	Locating pin 9-08160-820-0		1		Outer diameter =8 L=20	A	B			E	F	1704-	
194	Bolt 0-28161-016-0		6		M10X16 reel	A	B			E	F	1704-	
197	Washer 0-91614-510-0		6		Inner diameter =10.5	A	B			E	F	1704-	



Figure No.

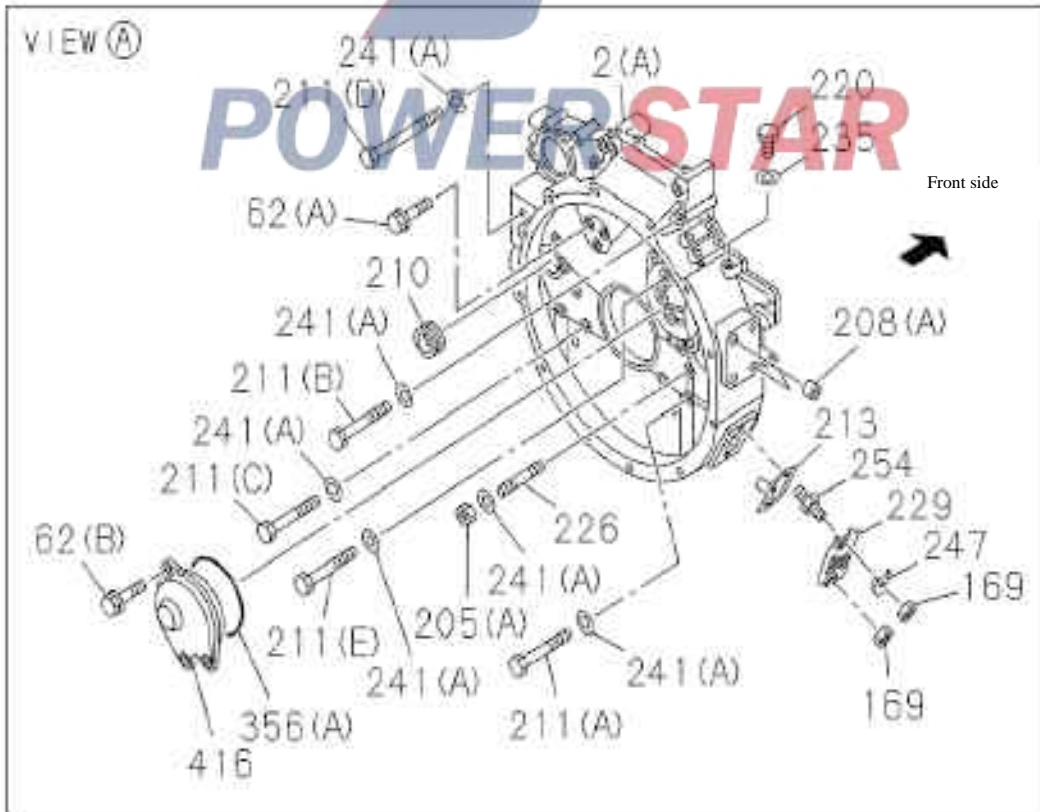
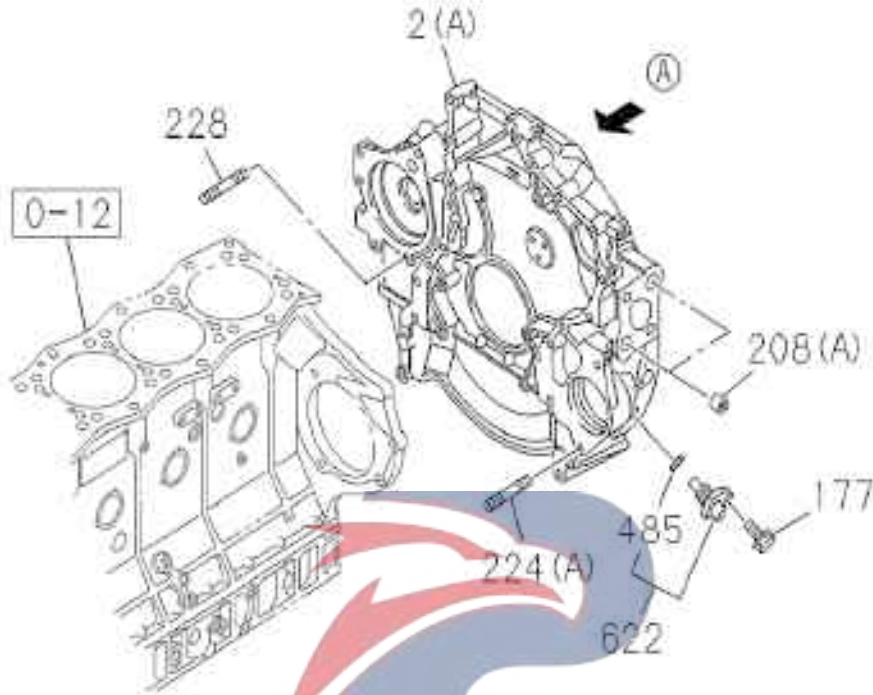
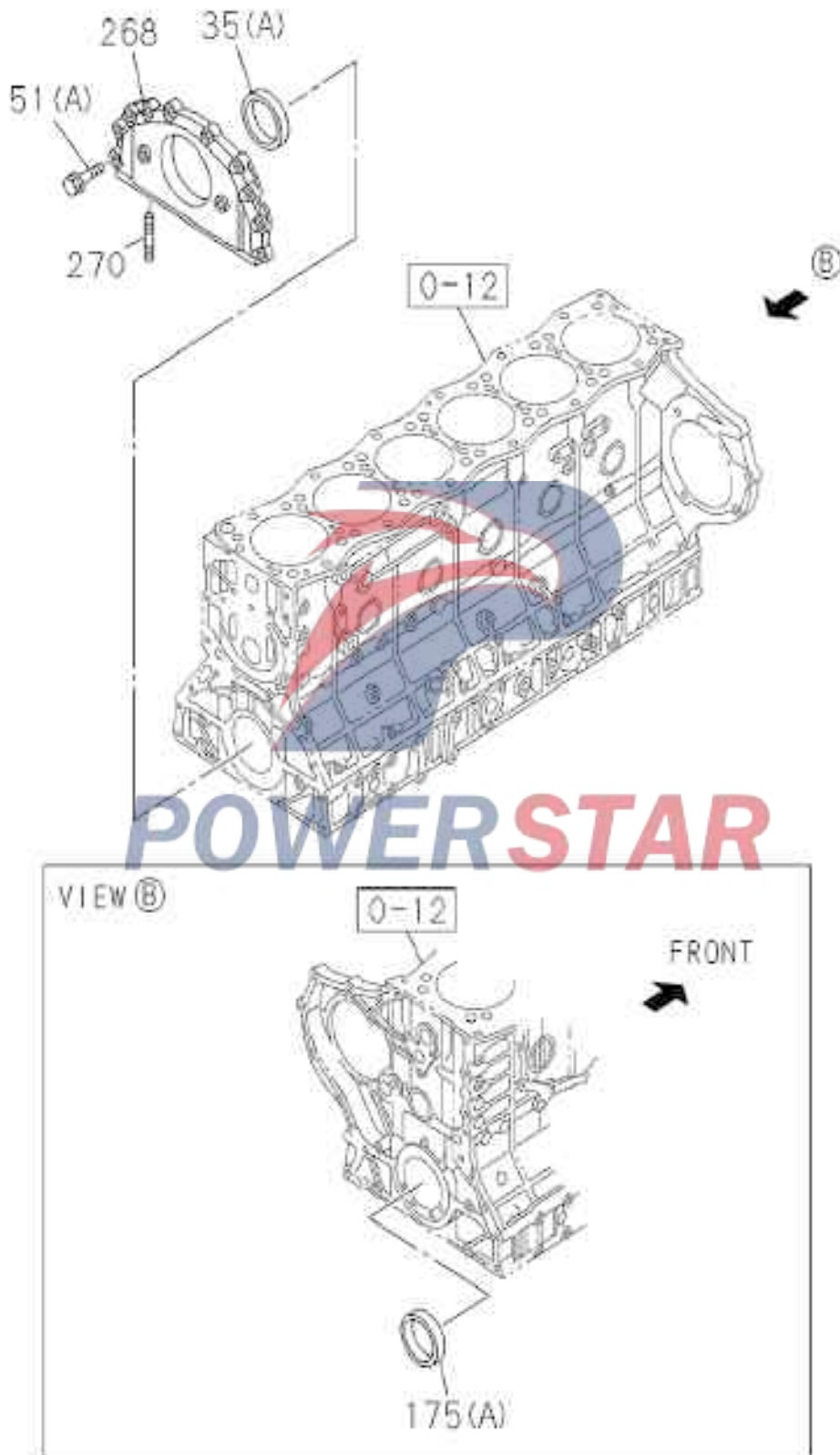


Figure No.

Qty.



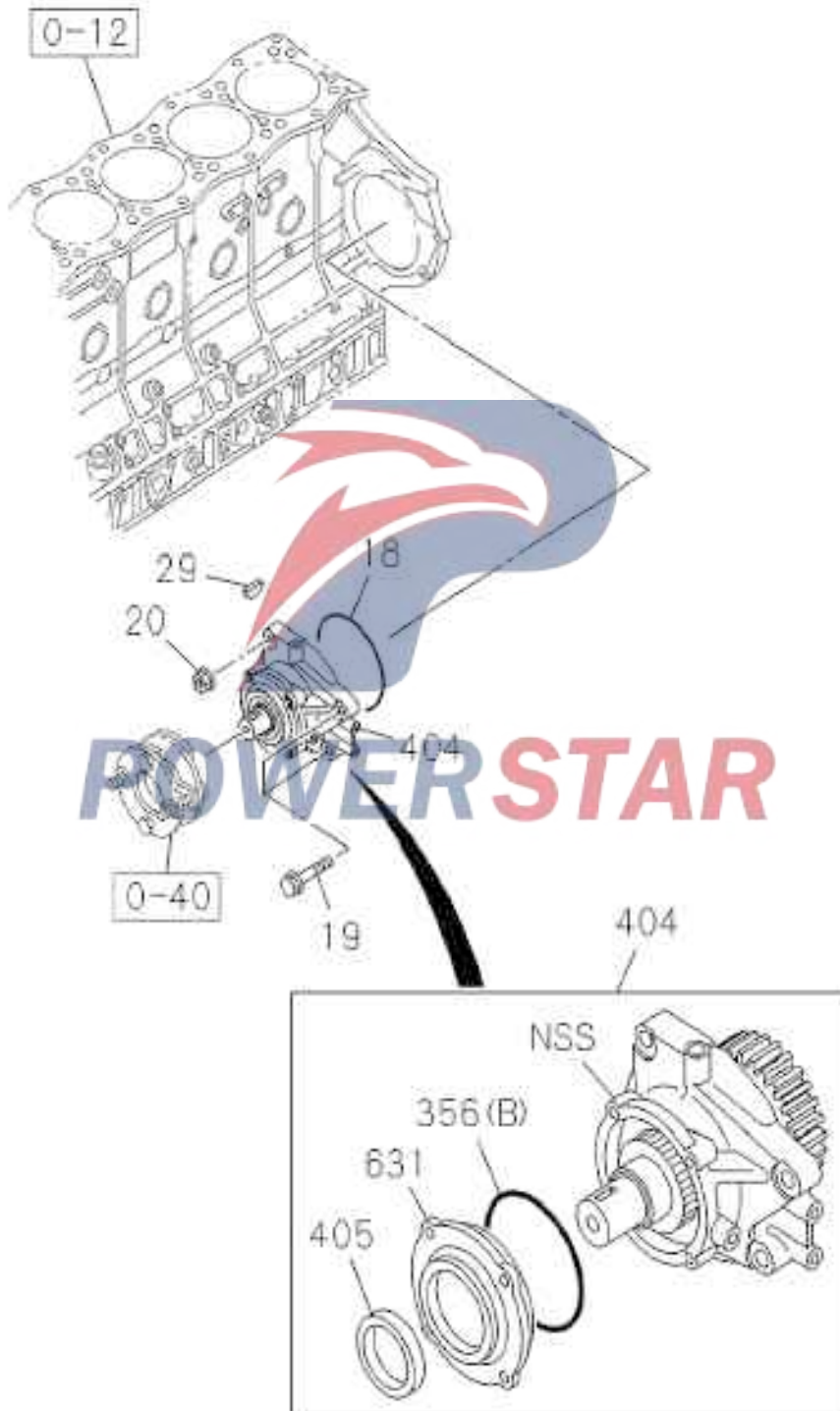
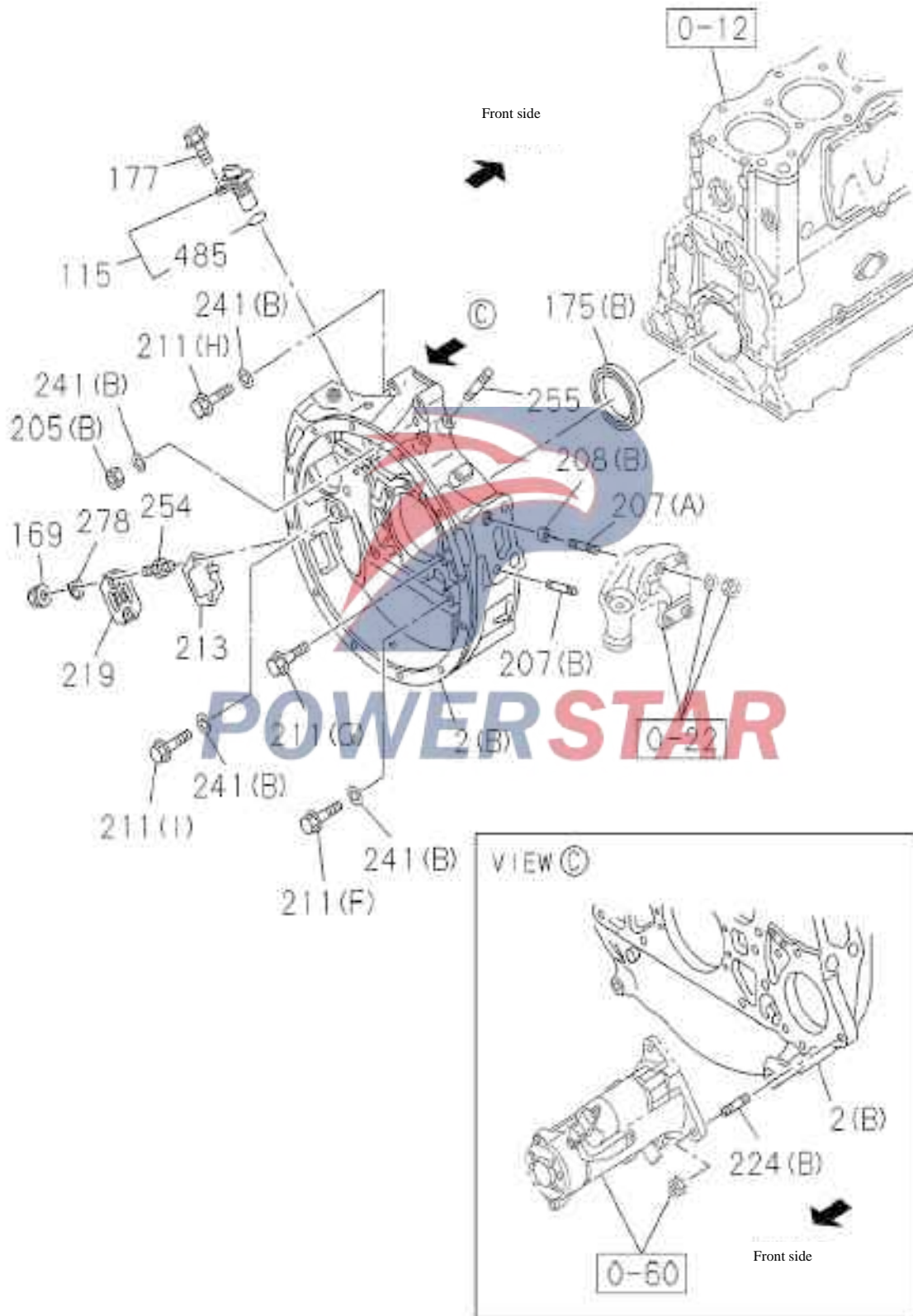
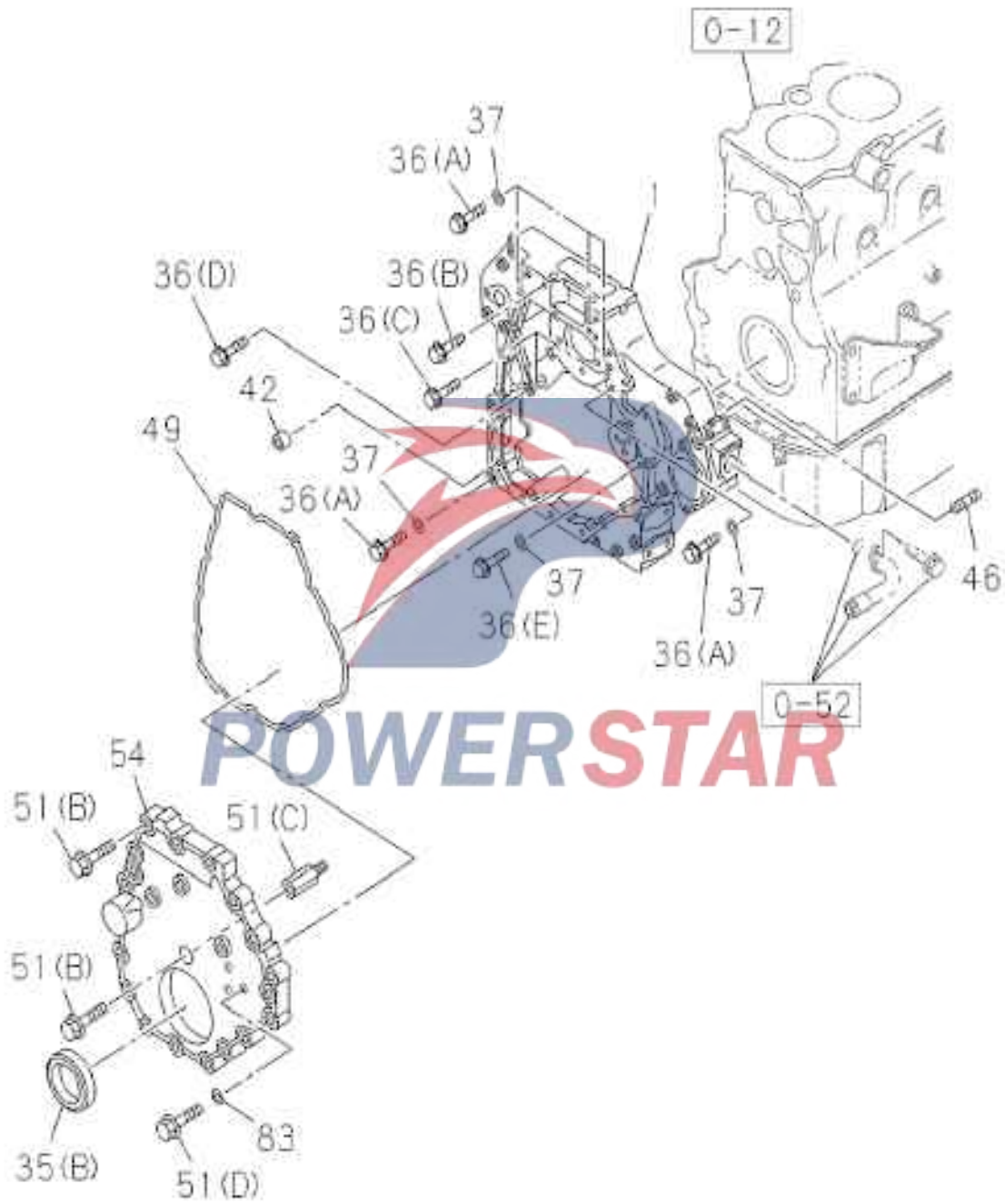


Figure No.





Timing gear case and flywheel housing

Index No.	Recommended grade/part name				Qingling part No.	Remarks	Model applied						Date of application	I T C
	Part No.	L R	Q t y .				EXR 6W 420 height	EXR 6W 460 height	EXR 6U 380 height	EXZ 6U 380 height/reference	EXZ 6W 420 height	EXZ 6W 460 height		
							A	B	C	D	E	F		
1 ---	Gear chamber assembly													
	8-98249-369-0		1				A	B			E	F	1704-	
2 ---	Flywheel housing assembly													
	8-97430-610-1		1	1005111-CYZ14	(A)			C	D				1704-	
	8-97431-938-0		1	1005151-D17YZ	(B)	A	B				E	F	1704-	
18 ---	Seal ring													
	1-09623-449-0		1		Inner diameter =159.6			C	D				1704-	
19 ---	Bolt													
	0-28151-240-0		2		M12X40 reel			C	D				1704-	
20 ---	Nut													
	0-91180-112-0		2		M12 reel			C	D				1704-	
29 ---	Key													
	9-08055-622-0		1					C	D				1704-	
35 ---	Front oil seal													
	1-09625-540-3		1		(A) Inner diameter =114 Outer diameter =153			C	D				1704-	
	8-97617-308-0		1		(B) Inner diameter =118 Outer diameter =148	A	B				E	F	1704-	
36 ---	Bolt													
	0-28151-000-0		3		(B) M10X100 reel	A	B				E	F	1704-	
	0-28151-025-0		4		(C) M10X25 reel	A	B				E	F	1704-	
	0-28151-035-0		1		(D) M10X35 reel	A	B				E	F	1704-	
	1-09020-007-0		7		(A) M14X110	A	B				E	F	1704-	
	1-09020-146-0		1		(E) M14X60	A	B				E	F	1704-	
37 ---	Washer													
	0-91614-514-0		8	Q40014	Inner diameter =15 Outer diameter =26	A	B				E	F	1704-	
42 ---	Locating sleeve													
	1-13119-004-0		1			A	B				E	F	1704-	
46 ---	Stud													
	0-44011-445-0		1		M14X45 L=66	A	B				E	F	1704-	
49 ---	Gasket													
	8-98061-423-0		1			A	B				E	F	1704-	
51 ---	Bolt													
	0-10955-840-0		3		(D) M8X40	A	B				E	F	1704-	
	0-28151-030-0		17		(B) M10X30 reel	A	B				E	F	1704-	
	0-28151-060-0		11		(A) M10X60 reel			C	D				1704-	
	8-97603-482-0		3		(C) M10X90 ⁴⁰¹	A	B				E	F	1704-	

Timing gear case and flywheel housing

Figure No.

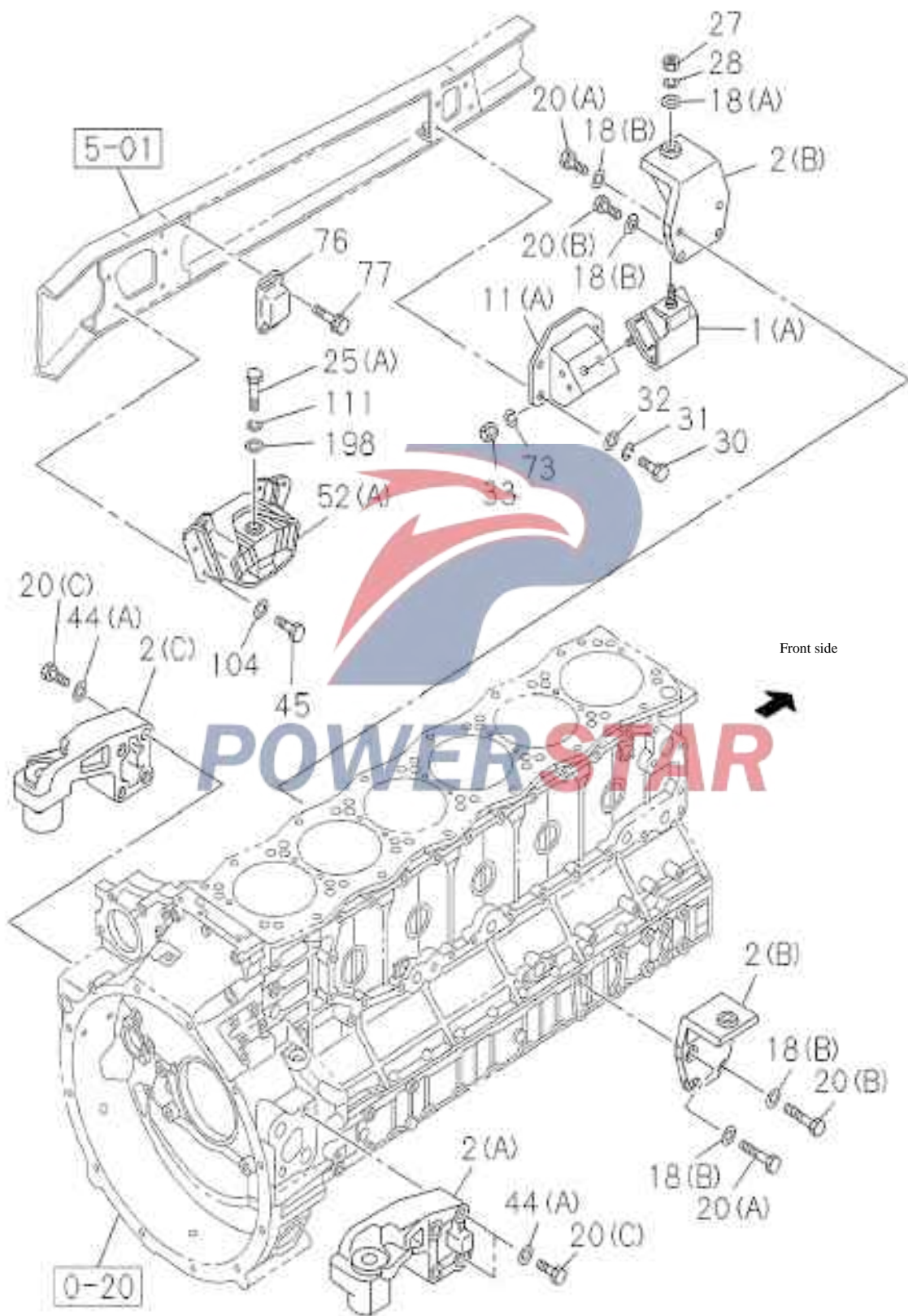
Index No.	Recommended grade/part name					Model applied						Date of application	I T C
	Part No.	L R	Q t y .	Qingling part No.	Remarks	EXR 6W 420 height	EXR 6W 460 height	EXR 6U 380 height	EXZ 6U 380 height/reference	EXZ 6W 420 height	EXZ 6W 460 height		
						A	B	C	D	E	F		
54 ---	Cover-gear 1-11321-174-3		1			A	B			E	F	1704-	
62 ---	Bolt 0-28050-816-0		3	Q1840816	(B) M8X16 reel			C	D			1704-	
	0-28080-814-0		3		(A) M8X14 reel			C	D			1704-	
83 ---	Washer 5-09503-111-0		3		Inner diameter =8.5 Outer diameter =20	A	B			E	F	1704-	
115 ---	Camshaft position sensor 8-97606-943-0		1			A	B			E	F	1704-	
169 ---	Nut 0-91180-108-0		2	Q32008	M8 reel			C	D			1704-	
	0-9118-0-108-0		2	Q32008	M8 reel	A	B			E	F	1704-	
175 ---	Rear oil seal of crankshaft 1-09625-541-2		1		(A) Inner diameter =114 Outer diameter =150			C	D			1704-	
	8-97617-309-0		1		(B) Inner diameter =118 Outer diameter =148	A	B			E	F	1704-	
177 ---	Bolt 0-28650-616-0		1	Q1840616	M6X16 reel			C	D			1704-	
	0-28650-616-0		1	Q1840616	M6X16 reel	A	B			E	F	1704-	
205 ---	Nut 0-91110-512-0		1	Q341B12	(A) M12			C	D			1704-	
	0-91110-514-0		1	Q341B14	(B) M14	A	B			E	F	1704-	
207 ---	Stud 0-43211-860-0		4		(B) M18X60 L=96	A	B			E	F	1704-	
	0-43211-880-0		4		(A) M18X80 L=116	A	B			E	F	1704-	
208 ---	Locating sleeve--engine support installation 1-11229-016-0		4		(A) Outer diameter =26 L=12			C	D			1704-	
	1-43249-001-0		4		(B) Outer diameter =26 L=13.5	A	B			E	F	1704-	
210 ---	Clogging 9-09575-799-0		1					C	D			1704-	

Index No.	Recommended grade/part name					Model applied						Date of application	I T C	
	Part No.	L R	Q t y .	Qingling part No.	Remarks	EXR 6W 420 height	EXR 6W 460 height	EXR 6U 380 height	EXZ 6U 380 height/reference	EXZ 6W 420 height	EXZ 6W 460 height			
						A	B	C	D	E	F			
211	--- Bolt													
	0-16856-260-0		9		(A) M12X60			C	D				1704-	
	0-16856-290-0		1		(B) M12X90			C	D				1704-	
	0-16956-450-0		2		(F) M14X50	A	B			E	F		1704-	
	0-23801-225-0		2		(E) M12X25			C	D				1704-	
	0-28050-835-0		8	Q1840835	(G) M8X35 reel	A	B			E	F		1704-	
	8-97388-159-0		1		(D) M12X160			C	D				1704-	
	9-01666-275-0		5		(C) M12X75			C	D				1704-	
	9-91666-470-0		2		(H) M14X70	A	B			E	F		1704-	
	9-92361-445-0		10		(I) M14X45	A	B			E	F		1704-	
213	--- Indicator--timing check													
	8-97431-662-0		1	1005045-CYZ14				C	D				1704-	
	8-97431-662-0		1	1005045-CYZ14		A	B			E	F		1704-	
219	--- Cover-flywheel housing check hole													
	1-11349-131-0		1			A	B			E	F		1704-	
220	--- Plug--gear check hole													
	0-92002-416-0		1		M16X12			C	D				1704-	
224	--- Stud													
	0-44011-435-0		3		(B) M14X35 L=56	A	B			E	F		1704-	
	0-44011-440-0		2		(A) M14X40 L=61			C	D				1704-	
226	--- Stud													
	0-4401-1260-0		1		M12X60 L=78			C	D				1704-	
228	--- Stud													
	9-9441-1240-0		1		M12X40 L=58			C	D				1704-	
229	--- Cover plate--timing check hole													
	1-11349-131-0		1					C	D				1704-	
235	--- Gasket													
	9-09571-416-0		1	1604039-D17YZ	Inner diameter =16.2 Outer diameter =24			C	D				1704-	
241	--- Washer													
	0-91614-514-0		15	Q40014	(B)Inner diameter =15 Outer diameter =26	A	B			E	F		1704-	
	9-09851-933-0		19		(A)Inner diameter =12.2			C	D				1704-	
247	--- Washer													
	1-11349-127-0		1					C	D				1704-	

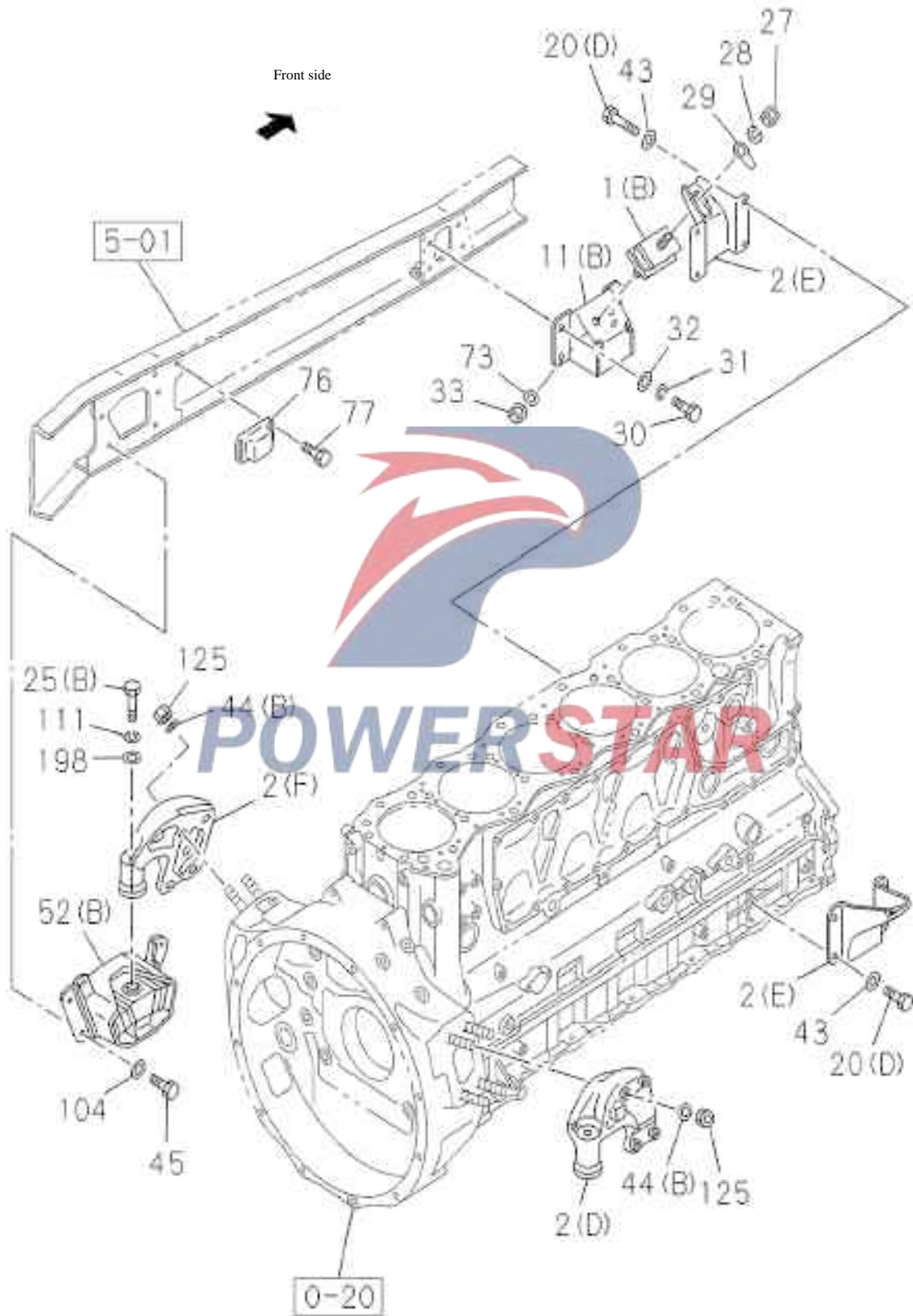
0-20 **Timing gear case and flywheel housing**

Index No.	Recommended grade/part name						Model applied						Date of application	I T C
	Part No.	L R	Q t y .	Qingling part No.	Remarks	EXR 6W 420 height	EXR 6W 460 height	EXR 6U 380 height	EXZ 6U 380 height/reference	EXZ 6W 420 height	EXZ 6W 460 height			
						A	B	C	D	E	F			

254	Studs - indicator fixed with cover													
	1-09300-058-1		2		M8X14,M8X14 L=33			C	D				1704-	
	1-09300-058-1		2		M8X14,M8X14 L=33	A	B			E	F		1704-	
255	Stud													
	8-98059-951-0		3		M12X30 L=48	A	B			E	F		1704-	
268	Front cover plate assembly													
	8-98224-092-0		1					C	D				1704-	
270	Stud													
	8-98225-099-0		6		M8X35 L=49			C	D				1704-	
278	Washer													
	1-11349-127-0		1			A	B			E	F		1704-	
331	Stud													
	8-98178-056-0		2		M10X28 L=39	A	B			E	F		1704-	
356	Seal ring													
	1-09623-422-0		1		(B) Inner diameter =95.6			C	D				1704-	
	8-98280-698-0		1		(A) Inner diameter =137			C	D				1704-	
404	Bearing housing assembly													
	8-98239-287-0		1					C	D				1704-	
405	Bearing housing oil seal													
	8-98238-366-0		1					C	D				1704-	
416	Cover plate--idle wheel D													
	8-97603-341-0		1					C	D				1704-	
485	Gasket													
	8-97369-404-0		1		Inner diameter =14.2 Outer diameter =18.8			C	D				1704-	
	8-97369-404-0		1		Inner diameter =14.2 Outer diameter =18.8	A	B			E	F		1704-	
622	Camshaft position sensor													
	8-97606-943-0		1					C	D				1704-	
631	Bearing cover													
	8-98127-511-2		1					C	D				1704-	

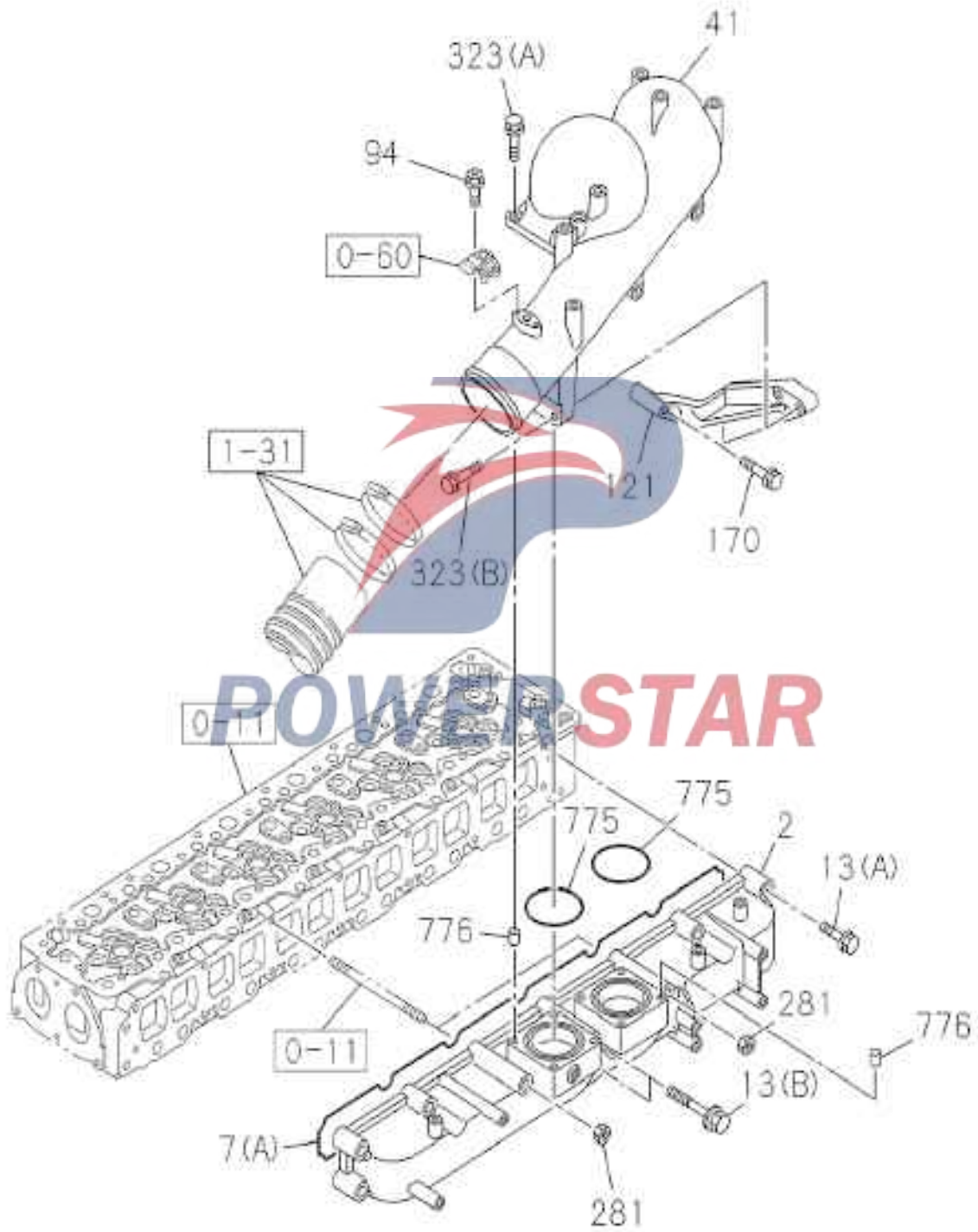


Qty.

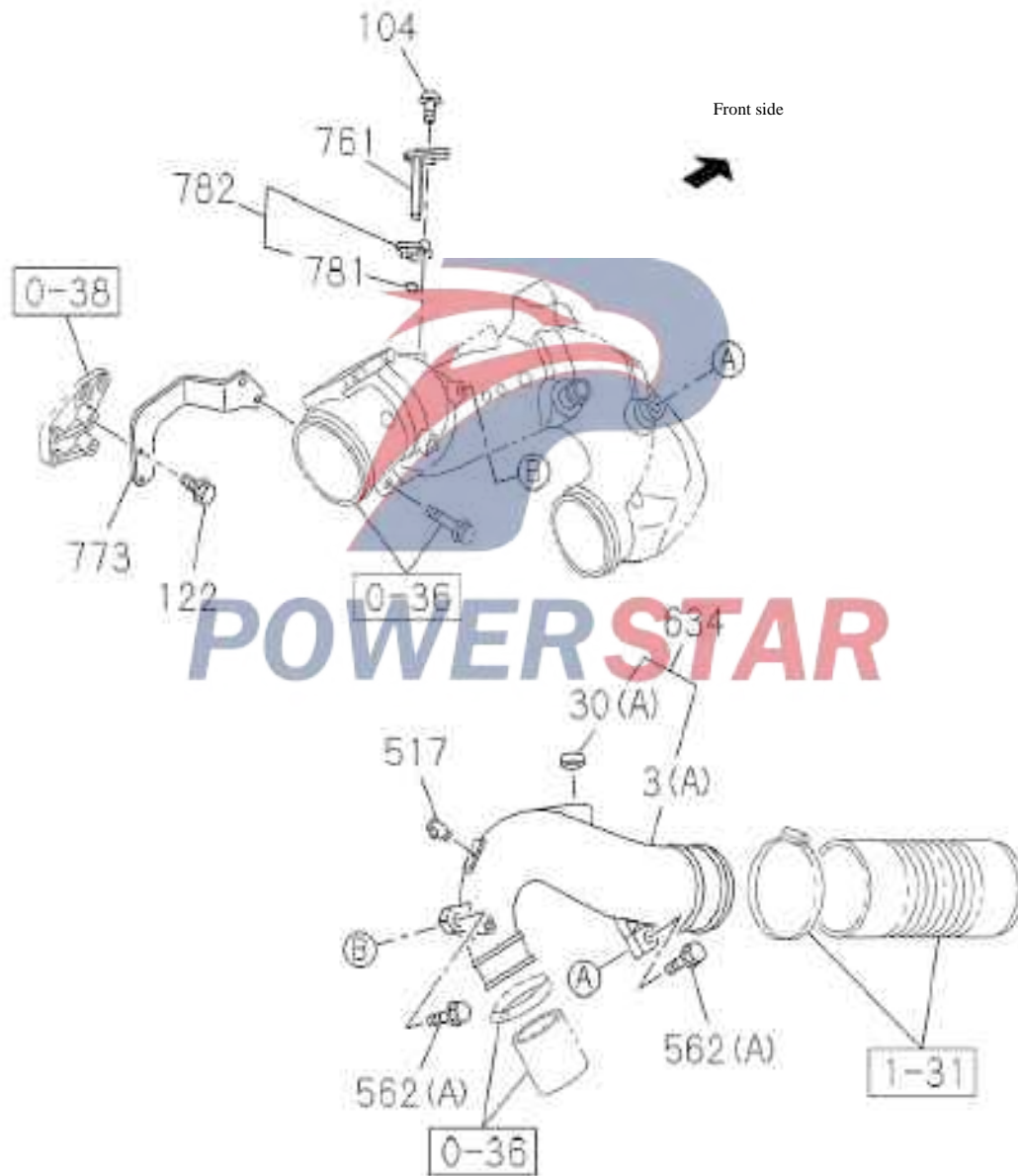


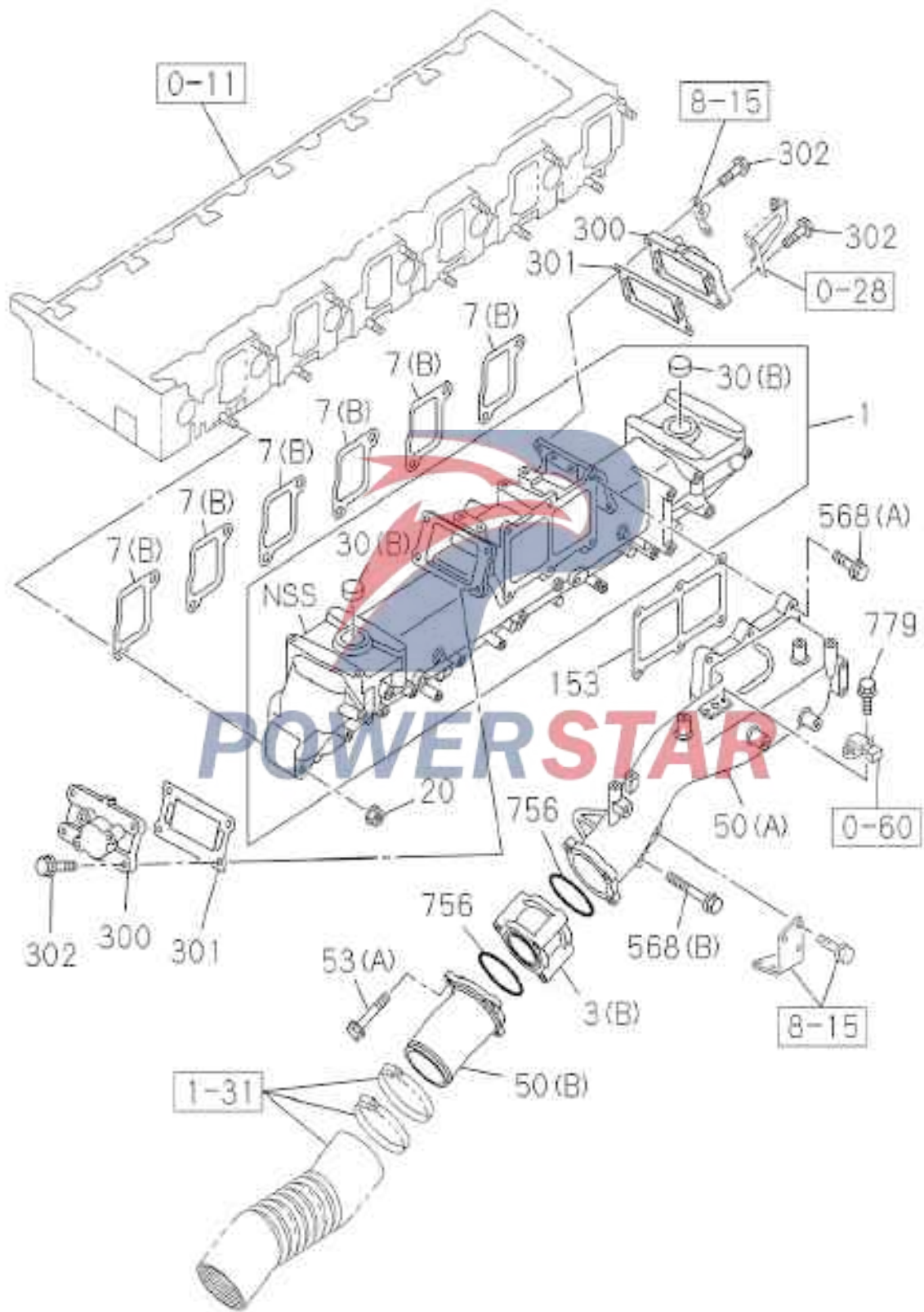
Index No.	Recommended grade/part name				Model applied						Date of application	I T C		
	Part No.	L R	Q t y .	Qingling part No.	Remarks	EXR 6W 420 height	EXR 6W 460 height	EXR 6U 380 height	EXZ 6U 380 height/reference	EXZ 6W 420 height			EXZ 6W 460 height	
						A	B	C	D	E			F	
1	--- Rubber pad													
	1-53215-147-1		2		(B)	A	B			E	F	1704-		
	1-53215-227-0		2	1006010-CYZ14	(A)			C	D			1704-		
2	--- Front support--engine													
	1-11771-220-0		2		(E)	A	B			E	F	1704-		
	8-97430-641-0		2	1001011-CYZ14	(B)			C	D			1704-		
	--- Rear bracket - engine													
	8-97430-642-0	R	1	1001041-CYZ14	(A)			C	D			1704-		
	8-97430-643-0	L	1	1001031-CYZ14	(C)			C	D			1704-		
	--- Rear bracket - engine													
	1-11777-197-1	L	1		(F)	A	B			E	F	1704-		
	8-97617-886-0	R	1		(D)	A	B			E	F	1704-		
11	--- Support-engine mounting													
	1-53211-272-0	L	1		(B)	A	B			E	F	1704-		
	8-98055-378-1		2	1006041-CYZ14	(A)			C	D			1704-		
	8-98151-713-0	R	1	1006042-D17YZ	(B)	A	B			E	F	1704-		
18	--- Washer													
	0-91614-618-0		2	Q40118	(A)			C	D			1704-		
					Inner diameter =19 Outer diameter =36									
	1-09503-008-0		8		(B)			C	D			1704-		
					Inner diameter =12.2									
20	--- Bolt-engine's front bracket													
	1-09020-100-0		4		(A)			C	D			1704-		
					M12X28.5									
	1-09020-101-0		4		(B)			C	D			1704-		
					M12X24									
	1-09020-113-0		8		(C)			C	D			1704-		
					M16X78									
	9-92361-432-0		8		(D)	A	B			E	F	1704-		
					M14X32									
25	--- Bolt													
	1-09000-773-0		2	2801304-D17YZ	(B)	A	B			E	F	1704-		
					M22X105									
	8-98013-797-0		2	1006042-CYZ14	(A)			C	D			1704-		
					M20X85									
27	--- Nut													
	0-91110-518-0		2	Q341B18	M18	A	B	C	D	E	F	1704-		
28	--- Spring washer													
	0-91510-518-0		2	Q40518	Inner diameter =18.2	A	B	C	D	E	F	1704-		
29	--- Locking plate													
	1-53229-040-0		2			A	B			E	F	1704-		
30	--- Bolt													
	0-20951-435-0		8	Q151B1435T	M14X35	A	B	C	D	E	F	1704-		

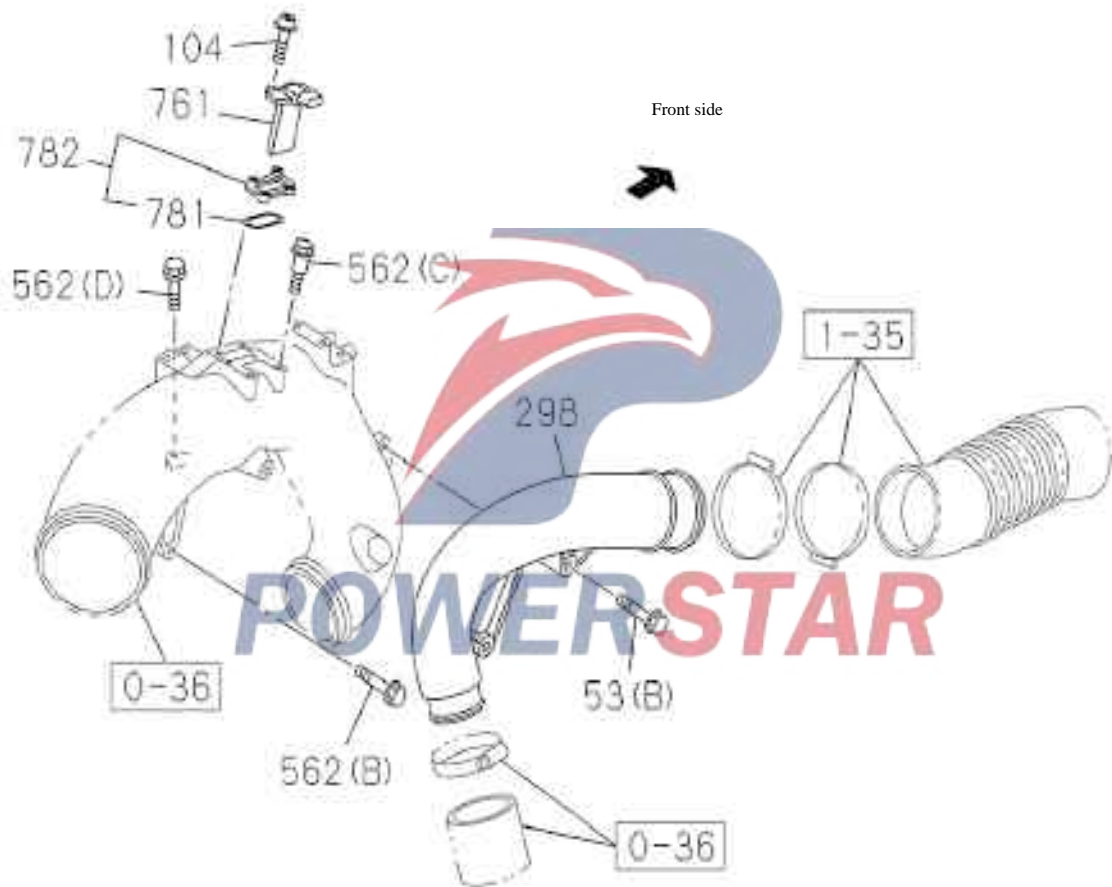
0-22		Engine installation											
Figure No.													
Index No.	Recommended grade/part name										Date of application	I T C	
	Part No.	L R	Q t y .	Qingling part No.	Remarks	Model applied							
						EXR 6W 420 height	EXR 6W 460 height	EXR 6U 380 height	EXZ 6U 380 height/reference	EXZ 6W 420 height			EXZ 6W 460 height
A	B	C	D	E	F								
31	Spring washer 0-91510-814-0		8	Q40514	Inner diameter =14.2	A	B	C	D	E	F	1704-	
32	Washer 8-98010-627-1		8	2801104-113	Inner diameter =15	A	B	C	D	E	F	1704-	
33	Nut 0-91110-514-0		4	Q341B14	M14	A	B	C	D	E	F	1704-	
43	Washer 1-09503-050-0		8		Inner diameter =14.2	A	B			E	F	1704-	
44	Washer 1-09503-032-0		8		(B) Inner diameter =18.2 Outer diameter =29	A	B			E	F	1704-	
	9-09851-672-2		8		(A) Inner diameter =16.2			C	D			1704-	
45	Bolt 0-20951-440-0		10	Q151B1440TF2	M14X40	A	B			E	F	1704-	
	0-20951-440-0		12	Q151B1440TF2	M14X40			C	D			1704-	
52	Rear rubber pad assembly – for engine installation												
	1-53225-370-1	R	1		(B)	A	B			E	F	1704-	
	1-53225-371-1	L	1		(B)	A	B			E	F	1704-	
	8-98055-380-0	R	1	1006020-CYZ14	(A)			C	D			1704-	
	8-98055-382-0	L	1	1006030-CYZ14	(A)			C	D			1704-	
73	Spring washer 0-91510-514-0		4	Q40314	Inner diameter =14.2	A	B	C	D	E	F	1704-	
76	Stop block 1-53229-056-1		2	1006043-CYZ14		A	B	C	D	E	F	1704-	
77	Bolt 0-28050-816-0		4	Q1840816	M8X16 reel	A	B	C	D	E	F	1704-	
104	Washer 8-98010-627-1		10	2801104-113	Inner diameter =15	A	B			E	F	1704-	
	8-98010-627-1		12	2801104-113	Inner diameter =15			C	D			1704-	
111	Spring washer 0-91510-622-0		2	Q40522	Inner diameter =22.5	A	B	C	D	E	F	1704-	
125	Nut 0-91110-518-0		8	Q341B18	M18	A	B			E	F	1704-	
198	Washer 0-91614-622-0		2	2801306-D17YZ	Inner diameter =22	A	B	C	D	E	F	1704-	



Qty.







Index No.	Recommended grade/part name						Model applied						Date of application	I T C
	Part No.	L R	Q t y .	Qingling part No.	Remarks	EXR 6W 420 height	EXR 6W 460 height	EXR 6U 380 height	EXZ 6U 380 height/reference	EXZ 6W 420 height	EXZ 6W 460 height			
						A	B	C	D	E	F			
1	Intake manifold assembly 8-98227-863-1		1			A	B			E	F	1704-		
2	Intake manifold assembly 8-97430-636-0		1	1008011-CYZ14				C	D			1704-		
3	Hard pipe-air inlet 8-97433-617-0		1	(A)				C	D			1704-		
	8-97606-246-0		1	(B)		A	B			E	F	1704-		
7	Gasket--air intake cover plate 8-97603-676-0		1	(A)				C	D			1704-		
	8-97615-623-1		6	(B)		A	B			E	F	1704-		
13	Bolt 0-28156-011-0		2	(A)				C	D			1704-		
	8-97365-449-0		10	(B) M10X110 reel M10X55 reel				C	D			1704-		
20	Nut 0-91180-110-0		12	Q32010(P=1.25)	M10 reel	A	B			E	F	1704-		
30	Seal cover 8-94241-637-0		2	(B)		A	B			E	F	1704-		
	8-94241-638-0		1	(A) Outer diameter =40 Outer diameter =30				C	D			1704-		
41	Air intake pipe 8-97432-704-0		1	1008030-D15YR				C	D			1704-		
50	Air intake pipe assembly 8-97608-883-0		1	(B)		A	B			E	F	1704-		
	8-98133-285-1		1	(A)		A	B			E	F	1704-		
53	Bolt 0-28050-880-0		3	Q1840880	(A) M8X80 reel	A	B			E	F	1704-		
	0-28151-060-0		2	(B) M10X60 reel		A	B			E	F	1704-		
94	Bolt-sensor 8-97316-615-0		2		M4X10			C	D			1704-		
104	Screw 9-03920-420-0		4		M4X20			C	D			1704-		
	9-03920-420-0		4		M4X20	A	B			E	F	1704-		
121	Support-air intake pipe 8-97433-586-0		1	1008033-D15YR				C	D			1704-		
122	Bolt 0-28050-816-0		2	Q1840816	M8X16 reel			C	D			1704-		
153	Gasket 1-14115-094-1		1			A	B			E	F	1704-		

0-25	Intake manifold
Figure No.	

Index No.	Recommended grade/part name					Model applied						Date of application	I T C
	Part No.	L R	Q t y .	Qingling part No.	Remarks	EXR 6W 420 height	EXR 6W 460 height	EXR 6U 380 height	EXZ 6U 380 height/reference	EXZ 6W 420 height	EXZ 6W 460 height		
170 ---	Bolt 0-28151-070-0		2	Q1841070	M10X70 reel			C	D			1704-	
281 ---	Nut 0-91180-110-0		2	Q32010(P=1.25)	M10 reel			C	D			1704-	
298 ---	Air intake pipe-from booster 8-97432-009-0		1	1008330-D17YZ		A	B			E	F	1704-	
300 ---	Air intake pipe 8-98178-944-0		2			A	B			E	F	1704-	
301 ---	Gasket 8-97648-198-0		2			A	B			E	F	1704-	
302 ---	Bolt 0-28151-040-0		8		M10X40 reel	A	B			E	F	1704-	
323 ---	Bolt 0-28151-030-0		8		(A) M10X30 reel			C	D			1704-	
	0-28151-040-0		2		(B) M10X40 reel			C	D			1704-	
517 ---	Connector 8-98337-645-0		1	1008067-D15YR				C	D			1704-	
562 ---	Bolt 0-28151-050-0		2		(D) M10X50 reel	A	B			E	F	1704-	
	0-28151-070-0		1	Q1841070	(B) M10X70 reel	A	B			E	F	1704-	
	0-28751-035-0		2		(A) M10X35 reel			C	D			1704-	
	8-97039-586-0		2		(C) M10X49.8	A	B			E	F	1704-	
568 ---	Bolt 0-2815-1-030-0		6		(A) M10X30 reel	A	B			E	F	1704-	
	0-2815-1-080-0		1		(B) M10X80 reel	A	B			E	F	1704-	
634 ---	Hard pipe-air inlet 8-97432-984-1		1	1008060-D15YR				C	D			1704-	
756 ---	Gasket--throttle valve 1-09623-593-0		2		Inner diameter =94.6	A	B			E	F	1704-	
761 ---	Hot-film mass air flow sensor 8-97601-967-0		1					C	D			1704-	
	8-97601-967-0		1			A	B			E	F	1704-	
773 ---	Support--air intake pipe												

0-25	Intake manifold
Figure No.	

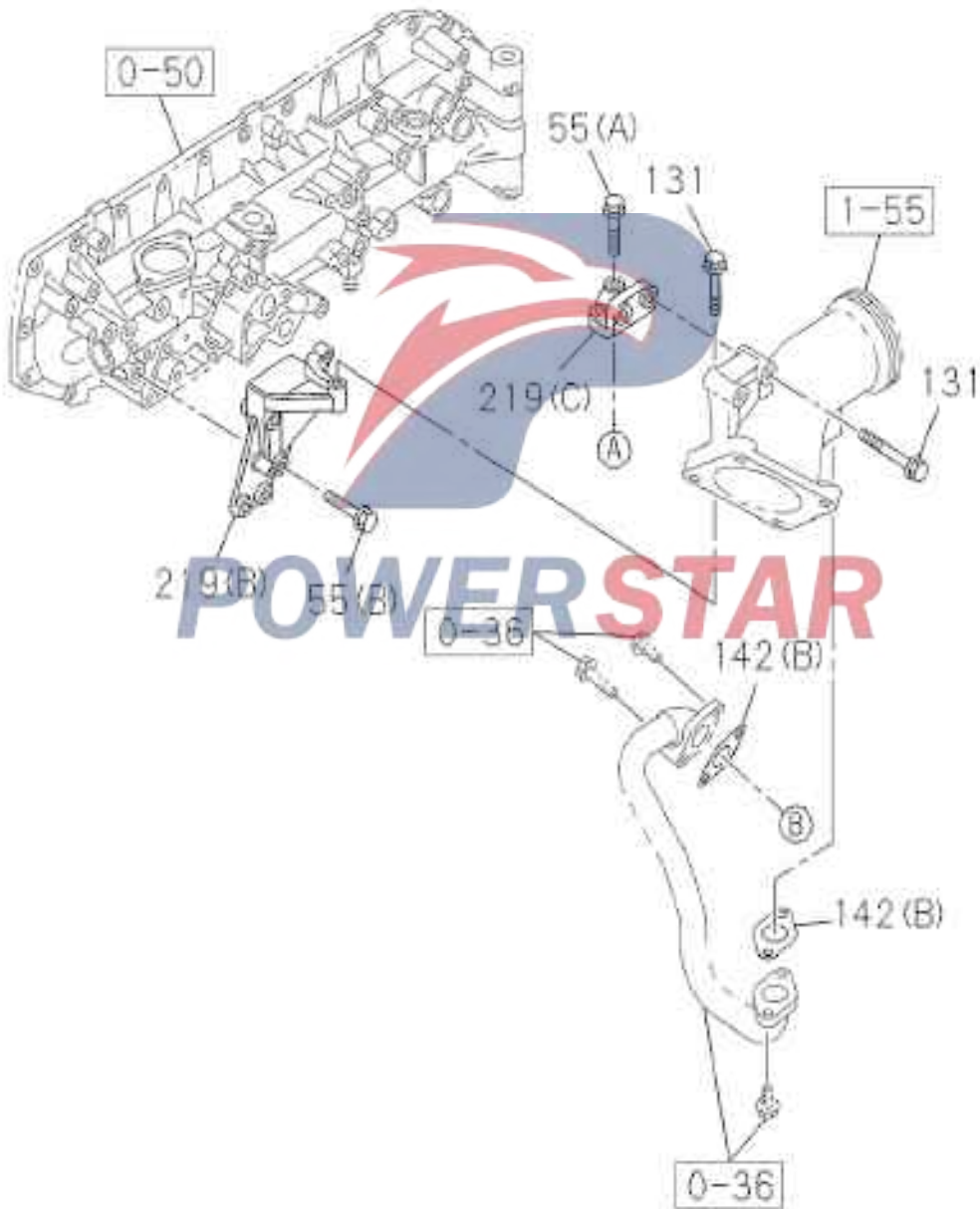
Index No.	Recommended grade/part name					Model applied						Date of application	I T C						
	Part No.	L R	Q t y .	Qingling part No.	Remarks	EXR 6W 420 height	EXR 6W 460 height	EXR 6U 380 height	EXZ 6U 380 height/reference	EXZ 6W 420 height	EXZ 6W 460 height								
														A	B	C	D	E	F
773 ---	Support--air intake pipe																		
	8-97432-706-0		1	1008068-D15YR			C	D				1704-							
775 ---	Seal ring																		
	1-09623-431-0		2		Inner diameter =84.6			C	D			1704-							
776 ---	Locating sleeve																		
	1-13119-004-0		2					C	D			1704-							
779 ---	Bolt																		
	8-97316-615-0		2		M4X10	A	B			E	F	1704-							
781 ---	Seal ring																		
	8-98212-728-0		1					C	D			1704-							
	8-98212-728-0		1			A	B			E	F	1704-							
782 ---	Connector - sensor																		
	8-98169-371-0		1					C	D			1704-							
	8-98169-371-0		1			A	B			E	F	1704-							

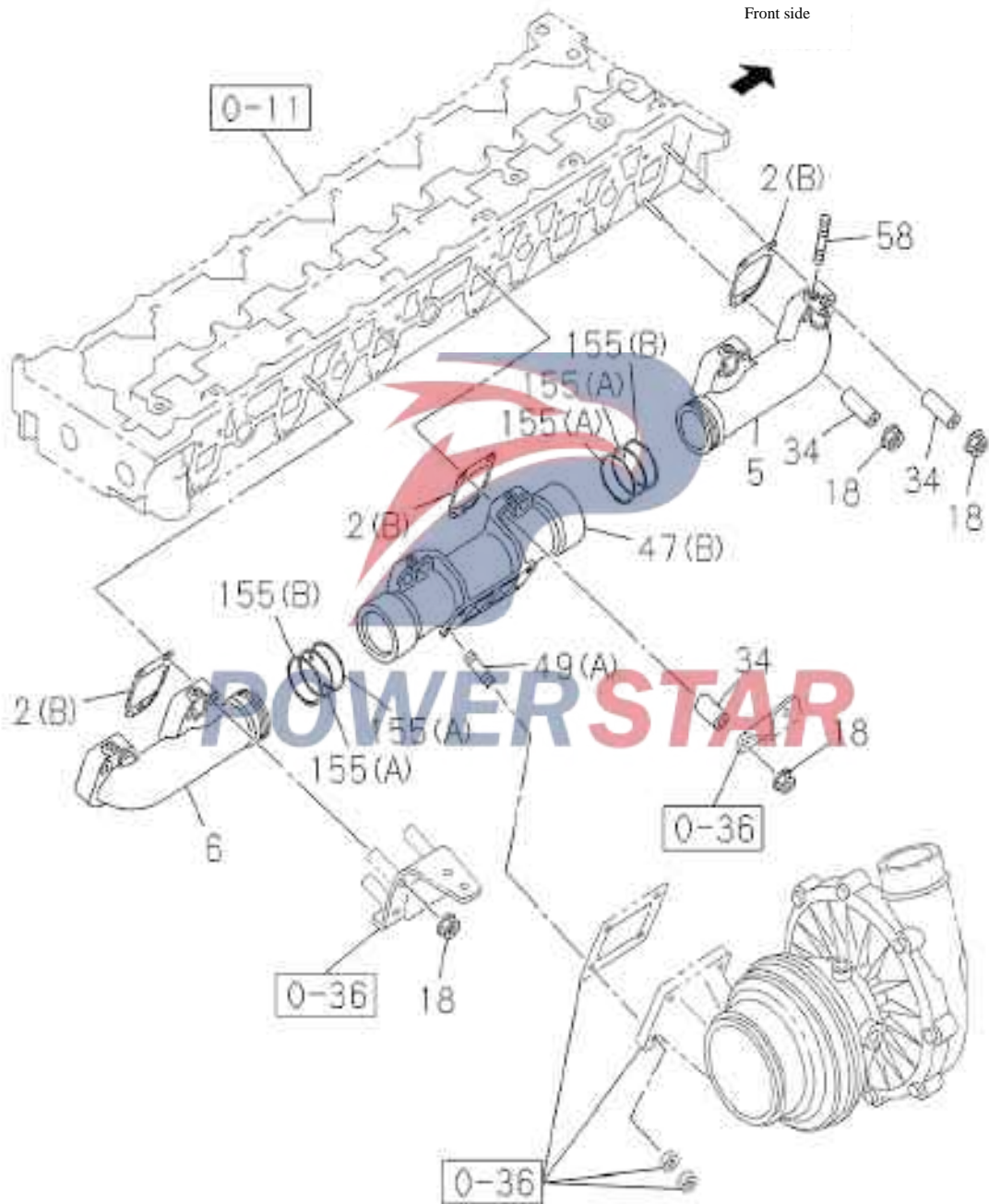


Figure No.

Qty.

Front side





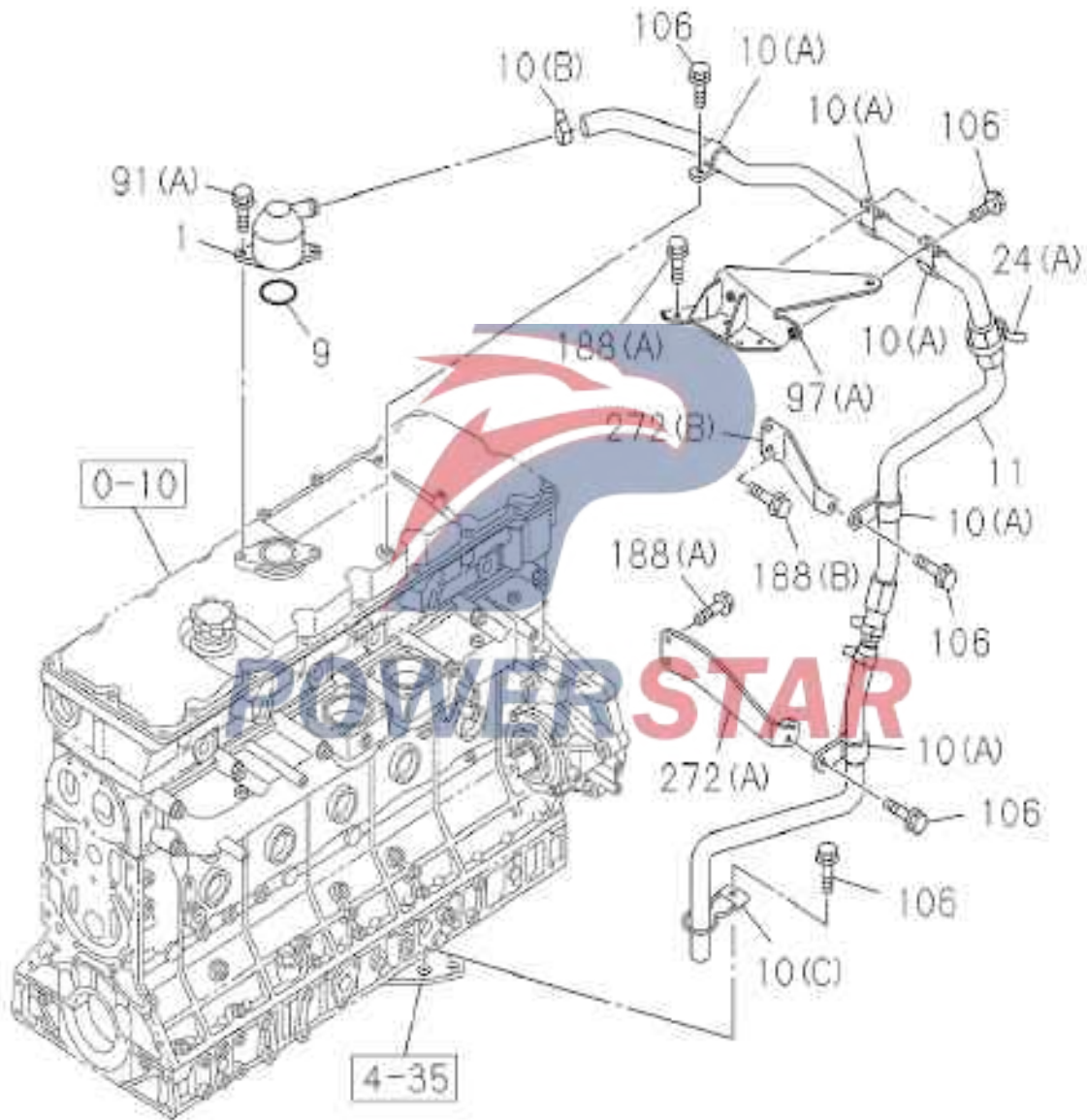
Exhaust manifold

Figure No.

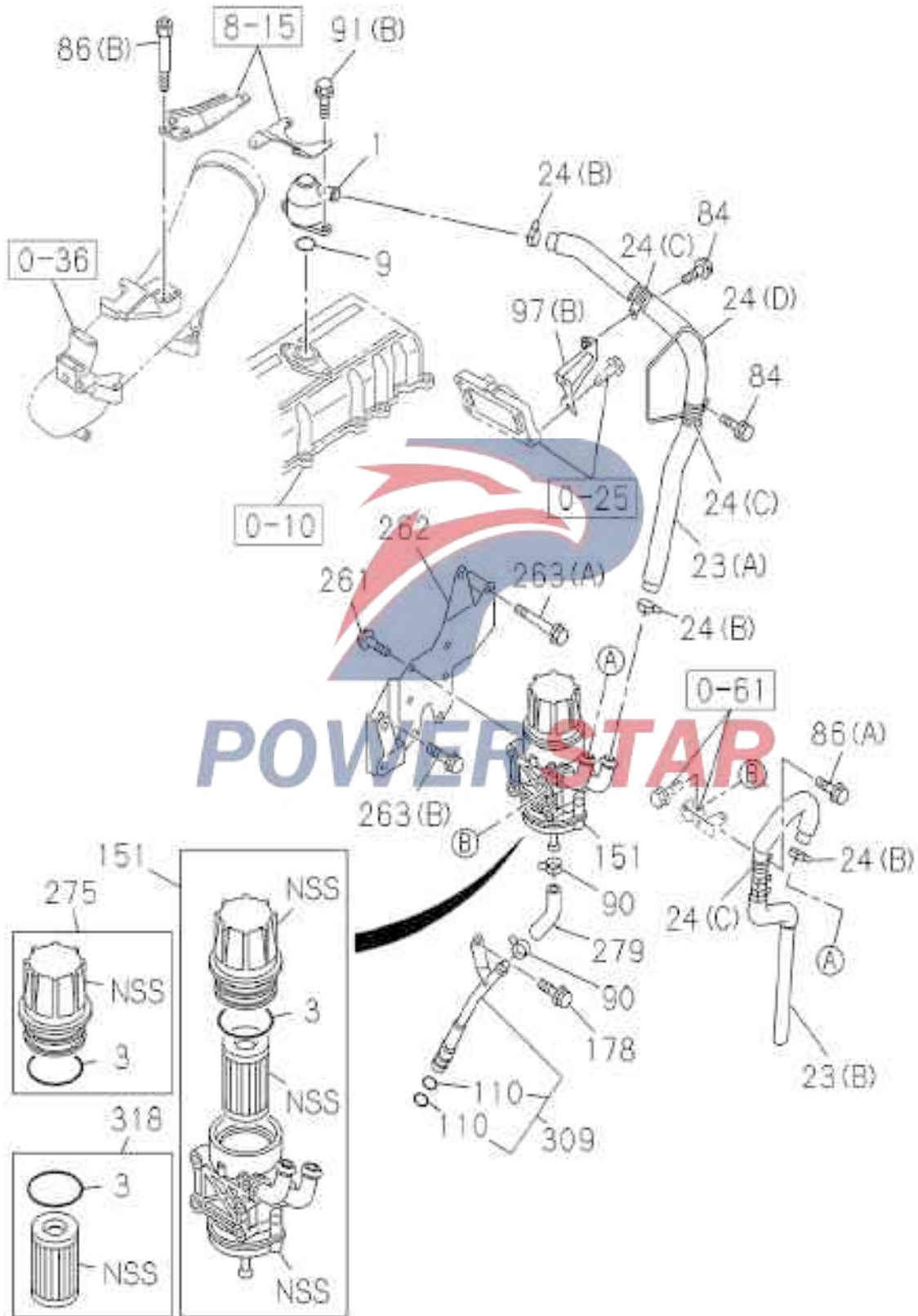
Index No.	Recommended grade/part name						Model applied						Date of application	I T C
	Part No.	L R	Q t y .	Qingling part No.	Remarks	EXR 6W 420 height	EXR 6W 460 height	EXR 6U 380 height	EXZ 6U 380 height/reference	EXZ 6W 420 height	EXZ 6W 460 height			
						A	B	C	D	E	F			
1	Exhaust manifold													
	8-97431-151-1		1	1008121-CYZ14	(B)			C	D				1704-	
	8-97431-152-0		1	1008131-CYZ14	(A)			C	D				1704-	
2	Gasket--intake manifold													
	1-14145-182-3		6		(B)	A	B			E	F		1704-	
	1-14145-205-2		6		(A)			C	D				1704-	
5	Exhaust manifold assembly													
	1-14141-999-0		1			A	B			E	F		1704-	
6	Exhaust manifold assembly													
	8-98268-820-0		1			A	B			E	F		1704-	
7	Seal ring-exhaust pipe													
	1-14149-151-0		1		(A)			C	D				1704-	
	1-14149-151-0		1		Stamp RH (A)			C	D				1704-	
	1-14149-184-0		2		Stamp RH (B)			C	D				1704-	
	1-14149-184-0		2		(B)			C	D				1704-	
18	Nut													
	8-97096-192-1		18		M10 reel			C	D				1704-	
	8-97096-192-1		18		M10 reel	A	B			E	F		1704-	
34	Spacer sleeve													
	8-97250-073-1		18		L=28			C	D				1704-	
	8-97250-073-1		14		L=28	A	B			E	F		1704-	
47	Exhaust manifold--middle segment													
	8-97433-646-0		1		(A)			C	D				1704-	
	8-98117-395-1		1		(B)		B				F		1704-	
	8-98268-821-0		1		(B)	A				E			1704-	
49	Stud													
	8-97378-071-0		6		(A)			C	D				1704-	
	8-97378-071-0		4		M10X2 L=47 (A)	A	B			E	F		1704-	
	8-97378-072-0		1		M10X2 L=47 (B)			C	D				1704-	
					M10X57 L=72									
55	Bolt													
	0-2815-1060-0		3		(B)			C	D				1704-	
	0-2875-1030-0		2		M10X60 reel (A)			C	D				1704-	
					M10X30 reel									
58	Stud													
	0-41010-820-0		2		M8X20 L=32	A	B			E	F		1704-	
82	Rear cover-exhaust manifold													
	8-97604-884-1		2					C	D				1704-	

0-27	Exhaust manifold
Figure No.	

Index No.	Recommended grade/part name					Model applied						Date of application	I T C
	Part No.	L R	Q t y .	Qingling part No.	Remarks	EXR 6W 420 height	EXR 6W 460 height	EXR 6U 380 height	EXZ 6U 380 height/reference	EXZ 6W 420 height	EXZ 6W 460 height		
						A	B	C	D	E	F		
83 ---	Gasket 1-16157-017-1		2		Inner diameter =55			C	D			1704-	
131 ---	Bolt 0-28151-060-0		3		M10X60 reel			C	D			1704-	
142 ---	Gasket 8-98337-663-0		1					C	D			1704-	
	8-98337-664-0		2					C	D			1704-	
151 ---	Nut 1-09400-027-0		2					C	D			1704-	
	1-09420-005-0		6		M10			C	D			1704-	
155 ---	Seal ring-exhaust pipe 1-14149-201-0		1		(B)	A	B			E	F	1704-	
	1-14149-201-0		1		(B)	A	B			E	F	1704-	
	9-14149-026-1		2		(A)	A	B			E	F	1704-	
	9-14149-026-1		2		(A)	A	B			E	F	1704-	
177 ---	Washer 1-09503-033-1		1		(B)			C	D			1704-	
	1-09556-015-0		1		Inner diameter =10 (A) T=2.2				C	D		1704-	
211 ---	Bolt 0-2815-1030-0		6		M10X30 reel			C	D			1704-	
219 ---	Support--exhaust pipe 8-97430-584-0		1	1008043-CYZ14	(B)			C	D			1704-	
	8-97430-585-0		1	1008044-CYZ14	(C)			C	D			1704-	
	8-97430-663-0		1	1008045-CYZ14	(A)			C	D			1704-	



Qty.

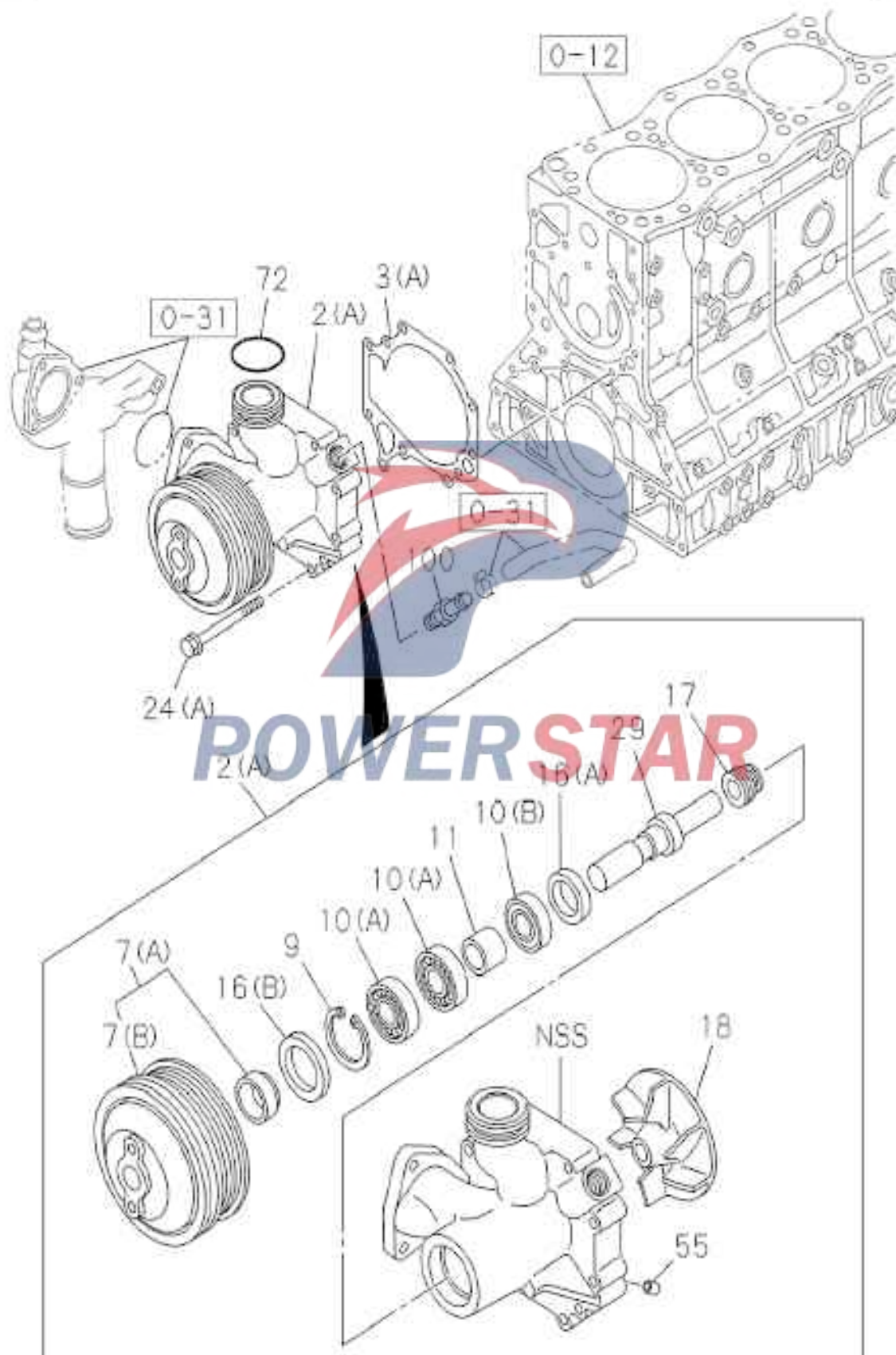


Index No	Recommended grade/part name				Model applied						Date of application	I T C	
	Part No.	L R	Q t y .	Qingling part No.	Remarks	EXR 6W 420 height	EXR 6W 460 height	EXR 6U 380 height	EXZ 6U 380 height/reference	EXZ 6W 420 height			EXZ 6W 460 height
						A	B	C	D	E			F
1	Vent plug 1-11740-181-1 1-11740-181-1		1 1			A	B	C	D	E	F	1704- 1704-	
3	Gasket 8-97385-921-0		1			A	B			E	F	1704-	
9	Seal ring 1-09623-565-0 1-09623-565-0		1 1		Inner diameter =59.6 Inner diameter =59.6	A	B	C	D	E	F	1704- 1704-	
10	Pipe clamp 1-09707-150-0 8-98225-679-0 8-98303-447-0		1 5 1		Inner diameter =28.5 (A)Inner diameter =29 L=30 (C)			C	D			1704- 1704- 1704-	
11	Hose-PVC 8-97431-833-0		1	1008117-CYZ14				C	D			1704-	
23	Hose assembly-ventilation 8-98247-131-0 8-98306-840-0		1 1		(A) (B)	A	B			E	F	1704- 1704-	
24	Pipe clamp 1-09707-150-0 8-97619-250-0 8-98216-429-0 8-98216-430-0		3 3 1 1		(B) Inner diameter =28.5 (C) I.D.=33 L=30 (D) L=700 (A) L=250	A	B			E	F	1704- 1704- 1704- 1704-	
84	Bolt 0-28050-816-0		3	Q1840816	M8X16 reel	A	B			E	F	1704-	
86	Bolt 0-28050-816-0 8-97377-804-0		2 1	Q1840816	(A) M8X16 reel (B)	A	B			E	F	1704- 1704-	
90	Clip 1-09704-102-0		2	1104102-117/C	Inner diameter =14	A	B			E	F	1704-	
91	Bolt 0-28151-020-0 0-28151-025-0		2 2	Q1841020	(A) M10X20 reel (B) M10X25 reel			C	D			1704- 1704-	
97	Bracket 8-97432-694-0 8-98247-649-0		1 1	1014141-D15YR	(A) (B)	A	B	C	D	E	F	1704- 1704-	
106	Bolt 0-2805-0816-0		6	Q1840816	M8X16 reel			C	D			1704-	

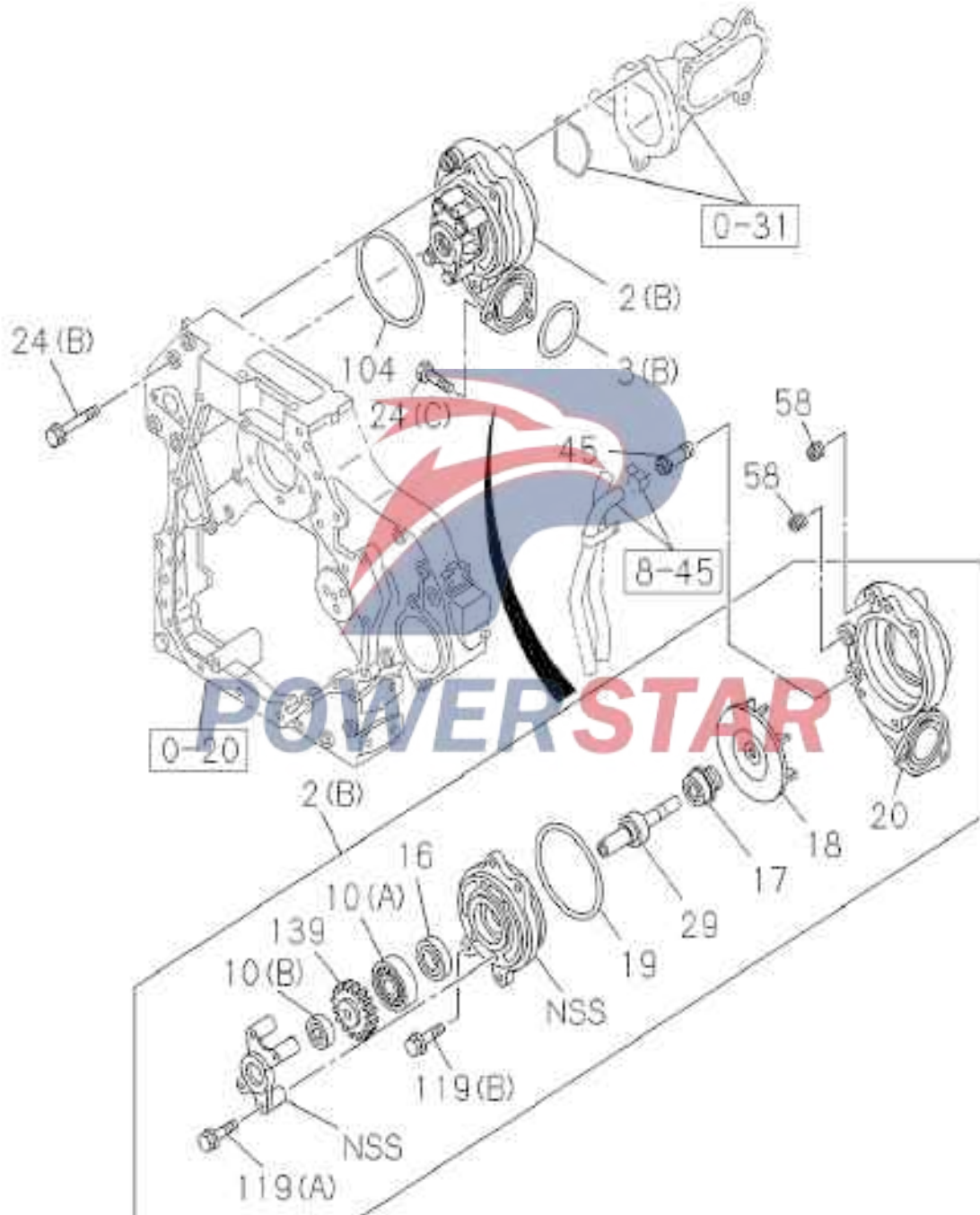
Ventilation system

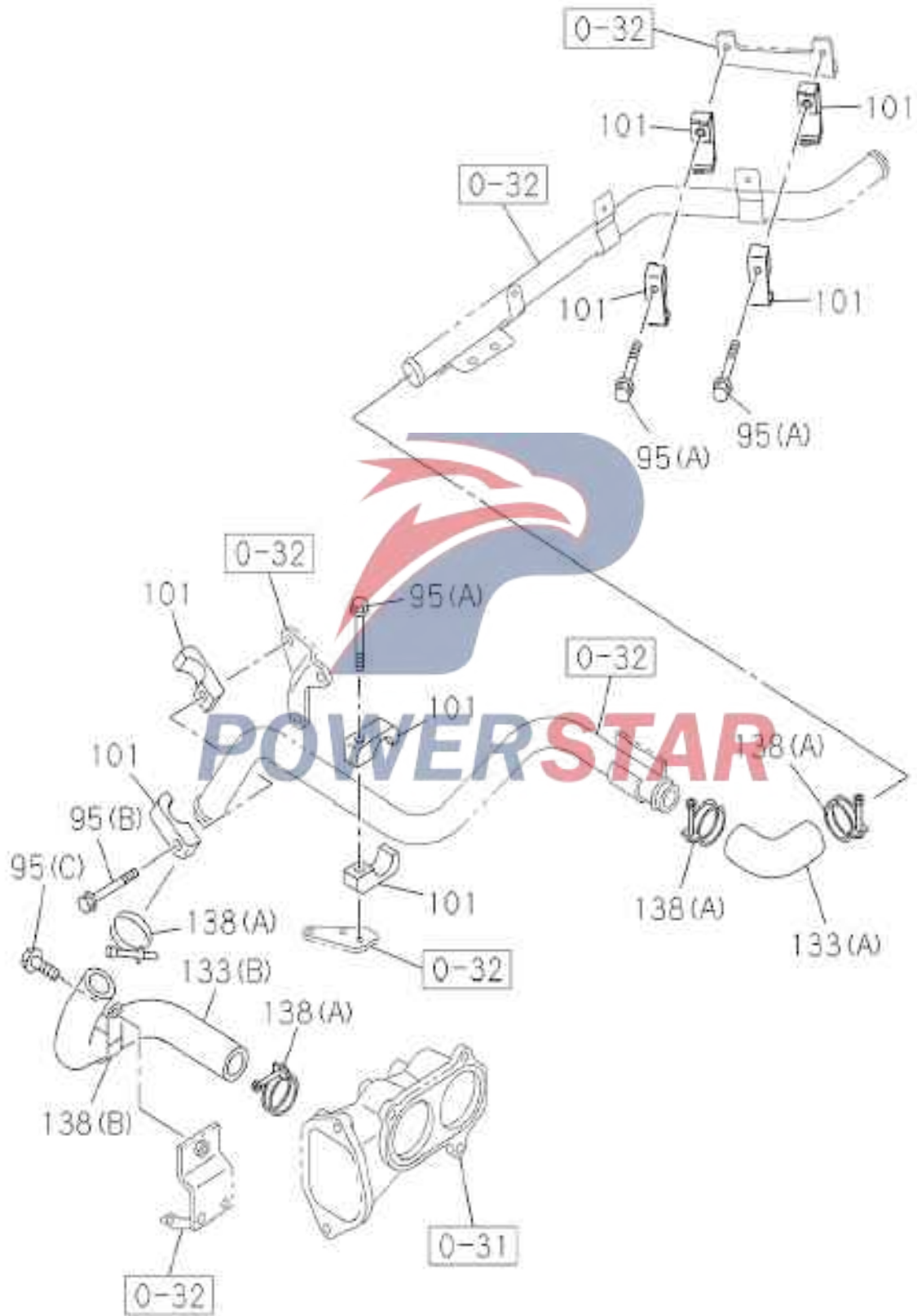
Figure No.

Index No	Recommended grade/part name					Model applied						Date of application	I T C
	Part No.	L R	Q t y .	Qingling part No.	Remarks	EXR 6W 420 height	EXR 6W 460 height	EXR 6U 380 height	EXZ 6U 380 height/reference	EXZ 6W 420 height	EXZ 6W 460 height		
						A	B	C	D	E	F		
110	Seal ring 1-09623-469-0		2		Inner diameter =11	A	B			E	F	1704-	
151	Separator assembly—oil vapor 8-98126-690-0		1			A	B			E	F	1704-	
178	Bolt 0-28050-816-0		1	Q1840816	M8X16 reel	A	B			E	F	1704-	
188	Bolt 0-28050-816-0		2	Q1840816	(A) M8X16 reel			C	D			1704-	
	0-28050-816-0		2	Q1840816	(A) M8X16 reel			C	D			1704-	
	0-28151-020-0		2	Q1841020	(B) M10X20 reel			C	D			1704-	
261	Bolt 0-28050-816-0		4	Q1840816	M8X16 reel	A	B			E	F	1704-	
262	Bracket 8-98122-426-0		1			A	B			E	F	1704-	
263	Bolt 0-28151-090-0		1		(A) M10X90 reel	A	B			E	F	1704-	
	0-28951-425-0		2		(B) M14X25 reel	A	B			E	F	1704-	
272	Bracket 8-97620-047-0		1		(B)			C	D			1704-	
	8-98090-631-1		1		(A)			C	D			1704-	
275	Rubber cover 8-97625-726-0		1			A	B			E	F	1704-	
279	Fuel pipe 0-02709-090-0		1		L=90 S.B.L=1000	A	B			E	F	1704-	
309	Fuel pipe assembly 8-98122-427-0		1			A	B			E	F	1704-	
318	Filter assembly 8-97625-725-0		1			A	B			E	F	1704-	



Qty.





Water pump and rustproof device

Figure No.

Index No.	Recommended grade/part name					Model applied						Date of application	I T C	
	Part No.	L R	Q t y .	Qingling part No.	Remarks	EXR 6W 420 height	EXR 6W 460 height	EXR 6U 380 height	EXZ 6U 380 height/reference	EXZ 6W 420 height	EXZ 6W 460 height			
						A	B	C	D	E	F			
2	Water pump assembly													
	8-97431-932-0		1	1014030-D17YZ	(B)	A	B			E	F	1704-		
	8-97604-728-1		1	1014030-CYZ14	(A)			C	D			1704-		
3	Gasket--water pump and cylinder block													
	1-09623-586-1		1		(A)	A	B			E	F	1704-		
	1-13614-027-0		1		(B)			C	D			1704-		
7	Water pump pulley													
	8-97431-600-0		1		(A)			C	D			1704-		
	8-97431-601-0		1		(B)			C	D			1704-		
9	Water pump's snap ring													
	9-0918-0162-0		1		Inner diameter =57.9			C	D			1704-		
10	Water pump bearing													
	8-97431-602-0		2		(A)			C	D			1704-		
	8-97431-603-0		1		(B)			C	D			1704-		
11	Water pump bearing spacer													
	1-13634-035-0		1					C	D			1704-		
16	Water pump's oil seal													
	1-09625-388-0		1		(A)			C	D			1704-		
	1-09625-389-0		1		(B)			C	D			1704-		
17	Water pump's sealing device													
	8-98272-791-0		1					C	D			1704-		
18	Water pump vane													
	8-97431-599-0		1					C	D			1704-		
24	Bolt													
	0-2815-1025-0		2		(C) M10X25 reel	A	B			E	F	1704-		
	0-2815-1045-0		11		(A) M10X45 reel			C	D			1704-		
	0-2815-1090-0		4		(B) M10X90 reel	A	B			E	F	1704-		
29	Water pump shaft													
	8-97431-598-0		1					C	D			1704-		
45	Connector													
	9-09903-631-0		1		PT3/8 & Outer diameter =18.3 L=47	A	B			E	F	1704-		
55	Water pump oil supply nozzle													
	1-13619-046-0		1					C	D			1704-		
58	Clogging													
	5-09605-005-0		2		PT3/8 T=12	A	B			E	F	1704-		
72	Gasket--water pump and thermostat housing													
	8-98236-254-0		1		Inner diameter =54.5			C	D			1704-		
95	Bolt													
	0-2805-0860-0		3		(A)M8X60 reel	A	B			E	F	1704-		
	0-2805-0870-0		2	Q1840870	(B)M8X70 reel	A	B			E	F	1704-		
	0-2815-1020-0		1	Q1841020	(C)M10X20 reel	A	B			E	F	1704-		

Water pump and rust protection device

Figure No.

Index No.	Recommended grade/part name						Model applied						Date of application	I T C
	Part No.	L R	Q t y .	Qingling part No.	Remarks	EXR 6W 420 height	EXR 6W 460 height	EXR 6U 380 height	EXZ 6U 380 height/reference	EXZ 6W 420 height	EXZ 6W 460 height			
						A	B	C	D	E	F			
100 ---	Connector 8-98139-785-0		1					C	D			1704-		
101 ---	Pipe clamp 8-97645-781-0		8		I.D.=30.5 L=28.5	A	B			E	F	1704-		
104 ---	Seal ring 1-09623-494-0		1		Inner diameter =107 Outer diameter =114	A	B			E	F	1704-		
133 ---	Water pipe 8-97612-998-0		1		(A)	A	B			E	F	1704-		
	8-97646-292-0		1		(B)	A	B			E	F	1704-		
138 ---	Clip 1-09700-624-2		1	1301034-CYZ14	(B) I.D.=43 L=40	A	B			E	F	1704-		
	1-09704-077-0		4		(A) Inner diameter =44	A	B			E	F	1704-		



Figure No.

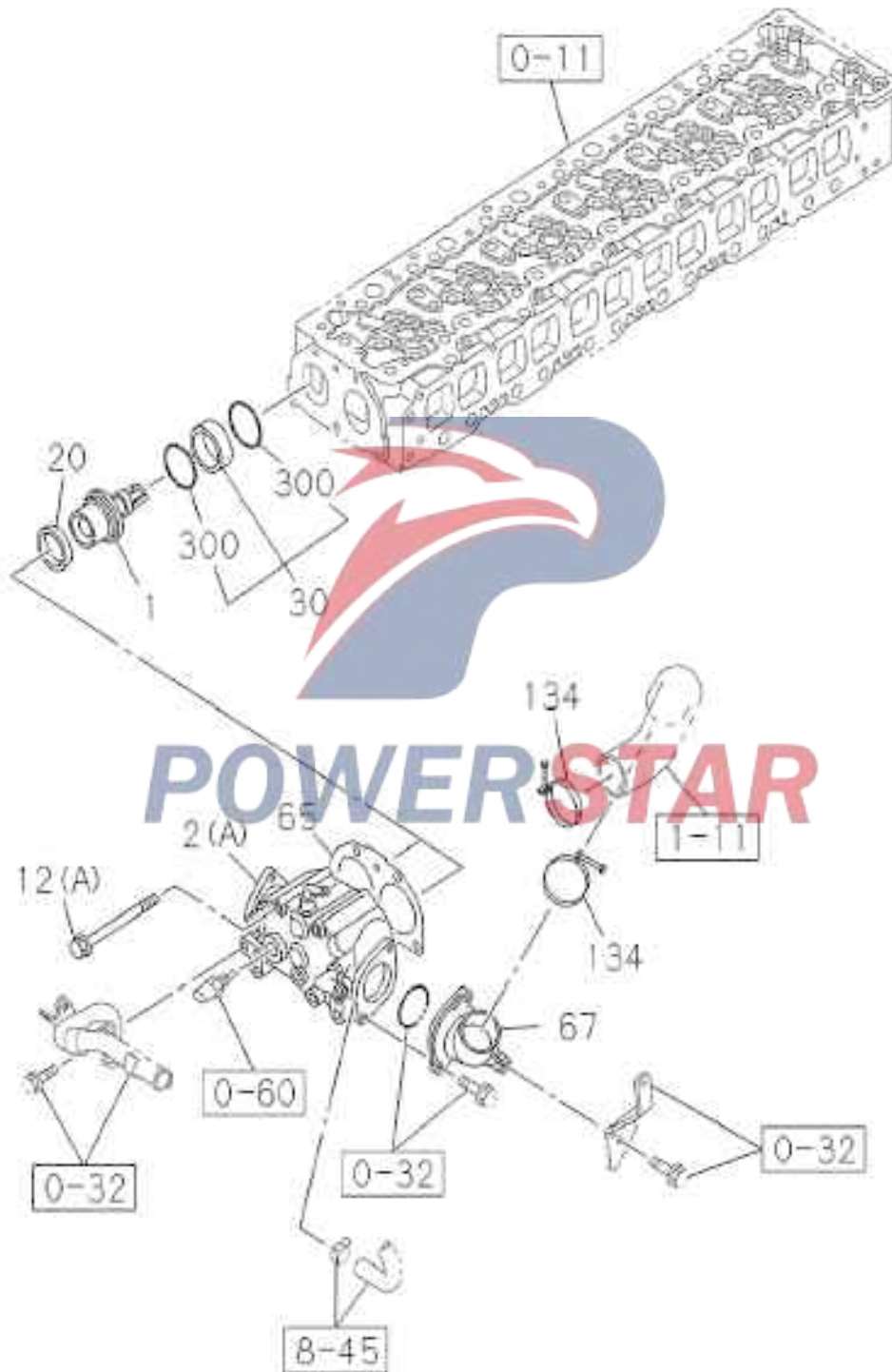
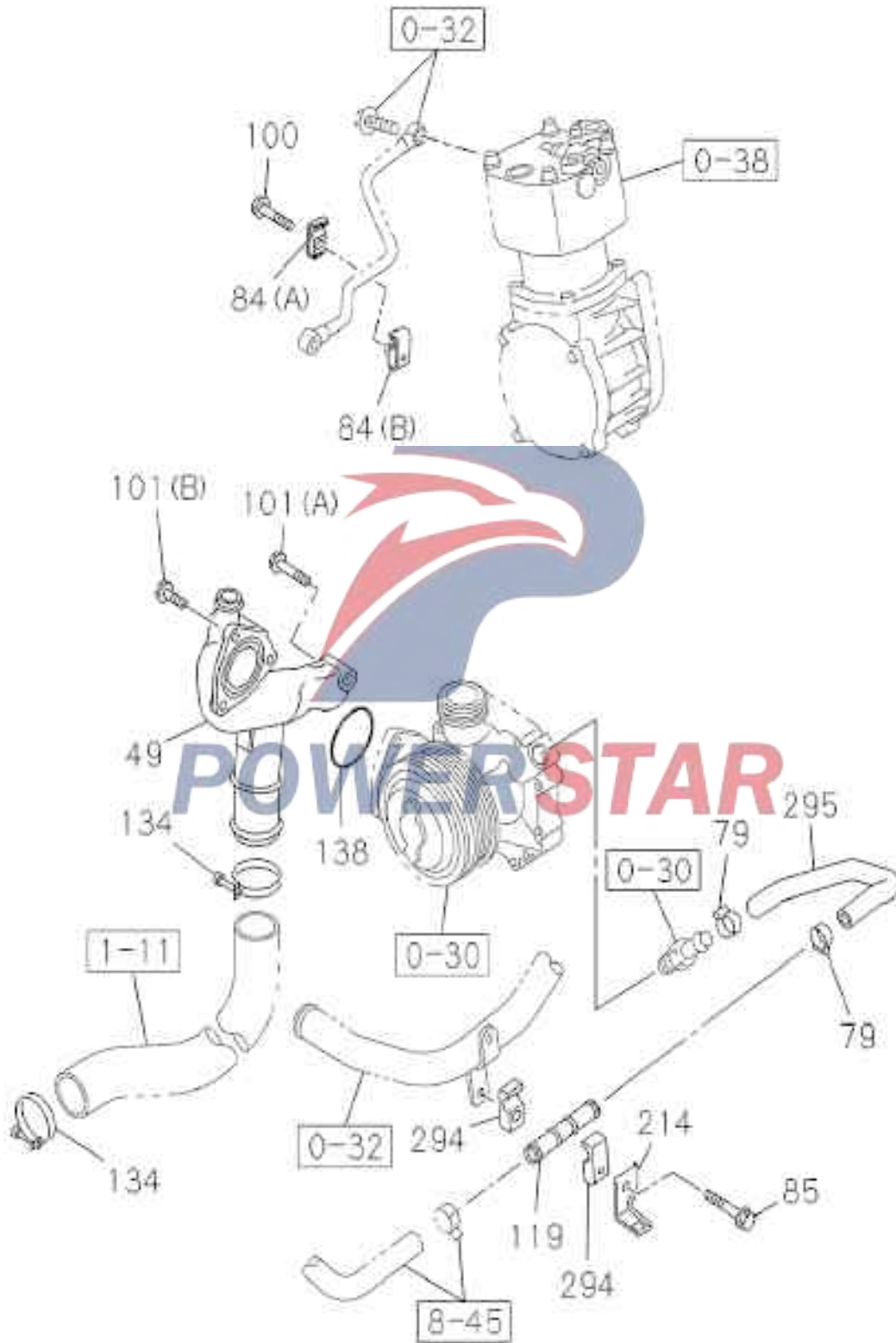
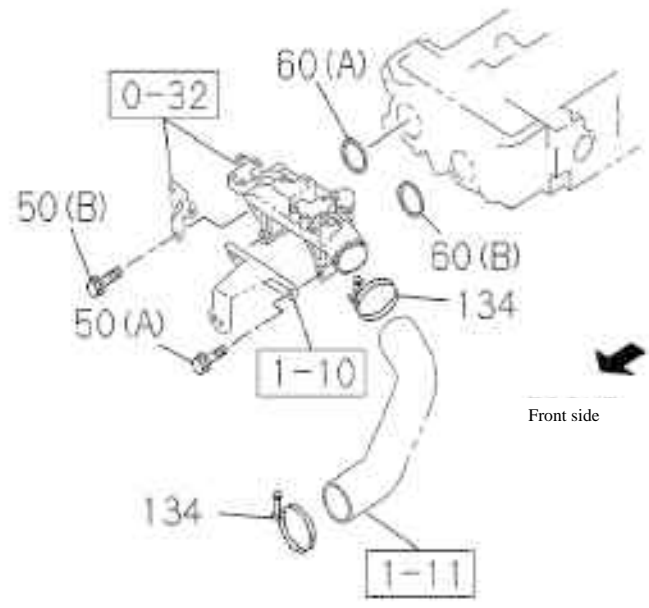
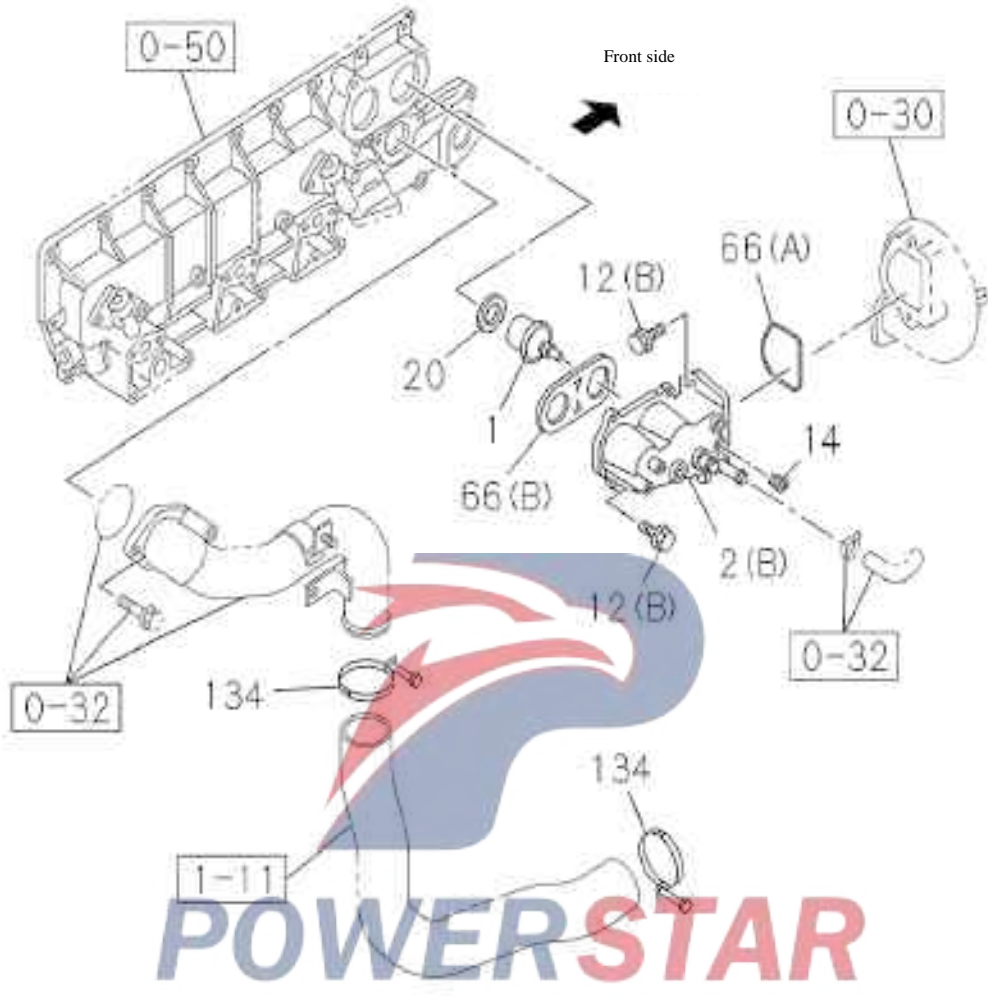


Figure No.

Qty.



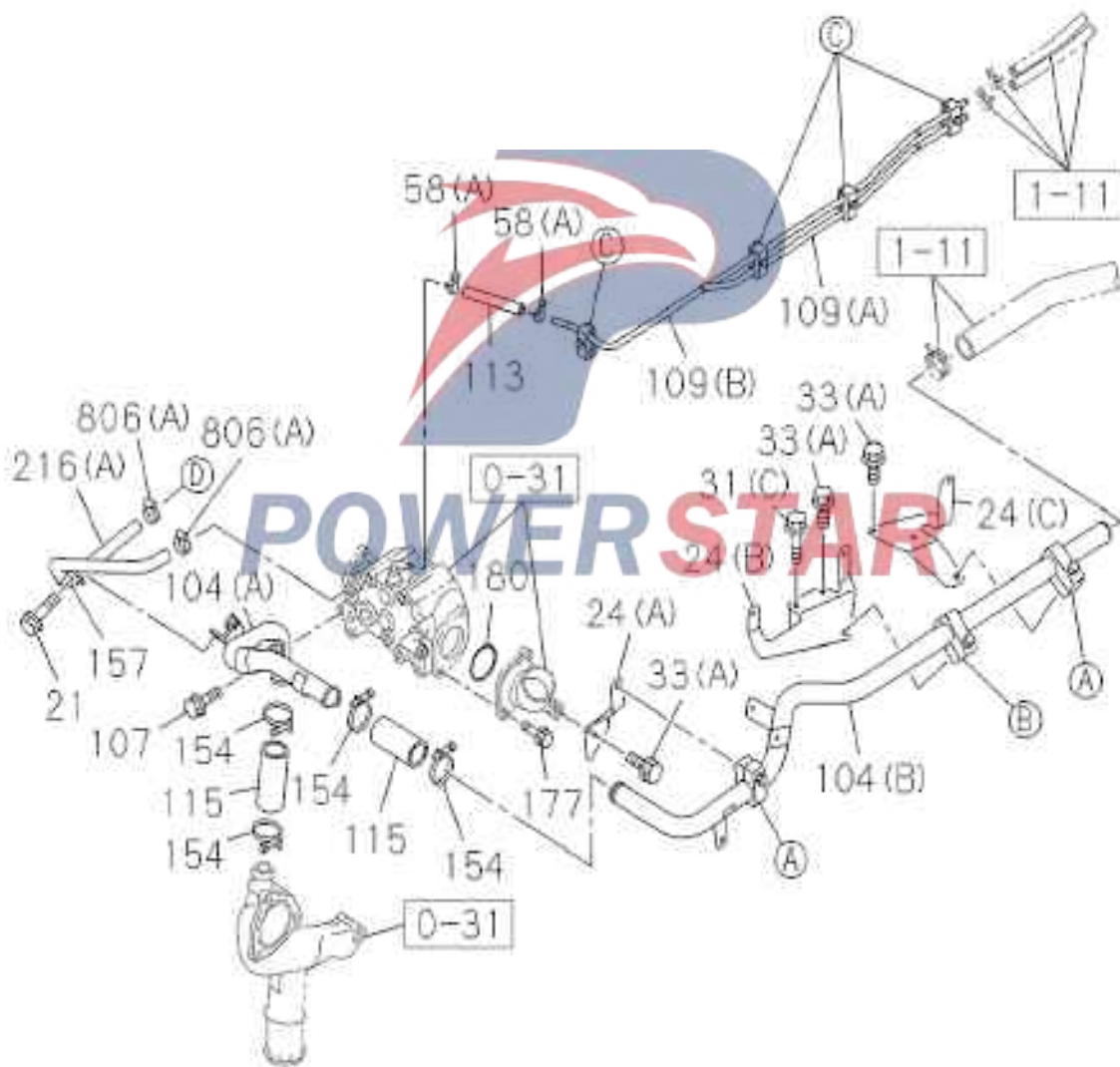
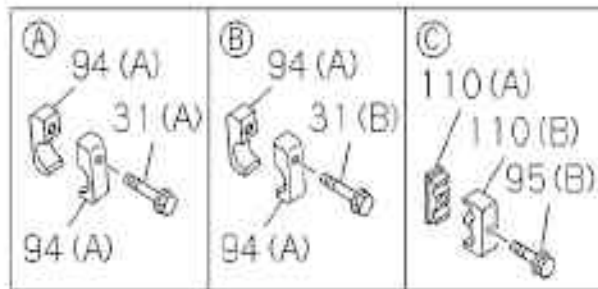


Index No.	Recommended grade/part name						Model applied						Date of application	I T C
	Part No.	L R	Q t y .	Qingling part No.	Remarks	EXR 6W 420 height	EXR 6W 460 height	EXR 6U 380 height	EXZ 6U 380 height/reference	EXZ 6W 420 height	EXZ 6W 460 height			
						A	B	C	D	E	F			
1	Thermostat													
	1-13770-041-2		2		79°			C	D				1704-	
	1-13770-041-2		2		79°	A	B			E	F		1704-	
2	Thermostat housing assembly													
	8-97432-699-0		1	1014050-D15YR	(A)			C	D				1704-	
	8-98223-082-0		1		(B)	A	B			E	F		1704-	
12	Bolt													
	0-2815-1025-0		5		(B) M10X25 reel	A	B			E	F		1704-	
	0-2815-6012-0		5		(A) M10X120 reel			C	D				1704-	
14	Clogging													
	8-94475-259-0		1		PT3/8	A	B			E	F		1704-	
20	Seal ring													
	1-13779-011-0		2		Inner diameter =59 Outer diameter =66.1			C	D				1704-	
	1-13779-011-0		2		Inner diameter =59 Outer diameter =66.1	A	B			E	F		1704-	
30	Spacer sleeve assembly													
	8-98158-701-0		2					C	D				1704-	
49	Water inlet pipe assembly													
	8-97430-596-3		1	1014045-CYZ14				C	D				1704-	
50	Bolt													
	0-2815-1090-0		4		(A) M10X90 reel	A	B			E	F		1704-	
	8-97365-449-0		2		(B) M10X55 reel	A	B			E	F		1704-	
60	Seal ring													
	1-09623-452-0		1		(A) Inner diameter =55.6	A	B			E	F		1704-	
	1-09623-505-0		1		(B) Inner diameter =62.6	A	B			E	F		1704-	
65	Gasket-thermostat housing and cylinder block													
	8-98089-091-0		1					C	D				1704-	
66	Gasket													
	1-13743-036-1		1		(B)	A	B			E	F		1704-	
	8-98205-844-0		1		(A)	A	B			E	F		1704-	
67	Water outlet pipe assembly													
	8-97431-835-0		1	1014082-CYZ14				C	D				1704-	
79	Pipe clamp													
	8-97177-581-0		2		Inner diameter =25			C	D				1704-	
84	Pipe clamp													
	8-98060-970-0		1		(A) I.D.=8 L=14			C	D				1704-	
	8-98060-971-0		1		(B) I.D.=8 L=14			C	D				1704-	

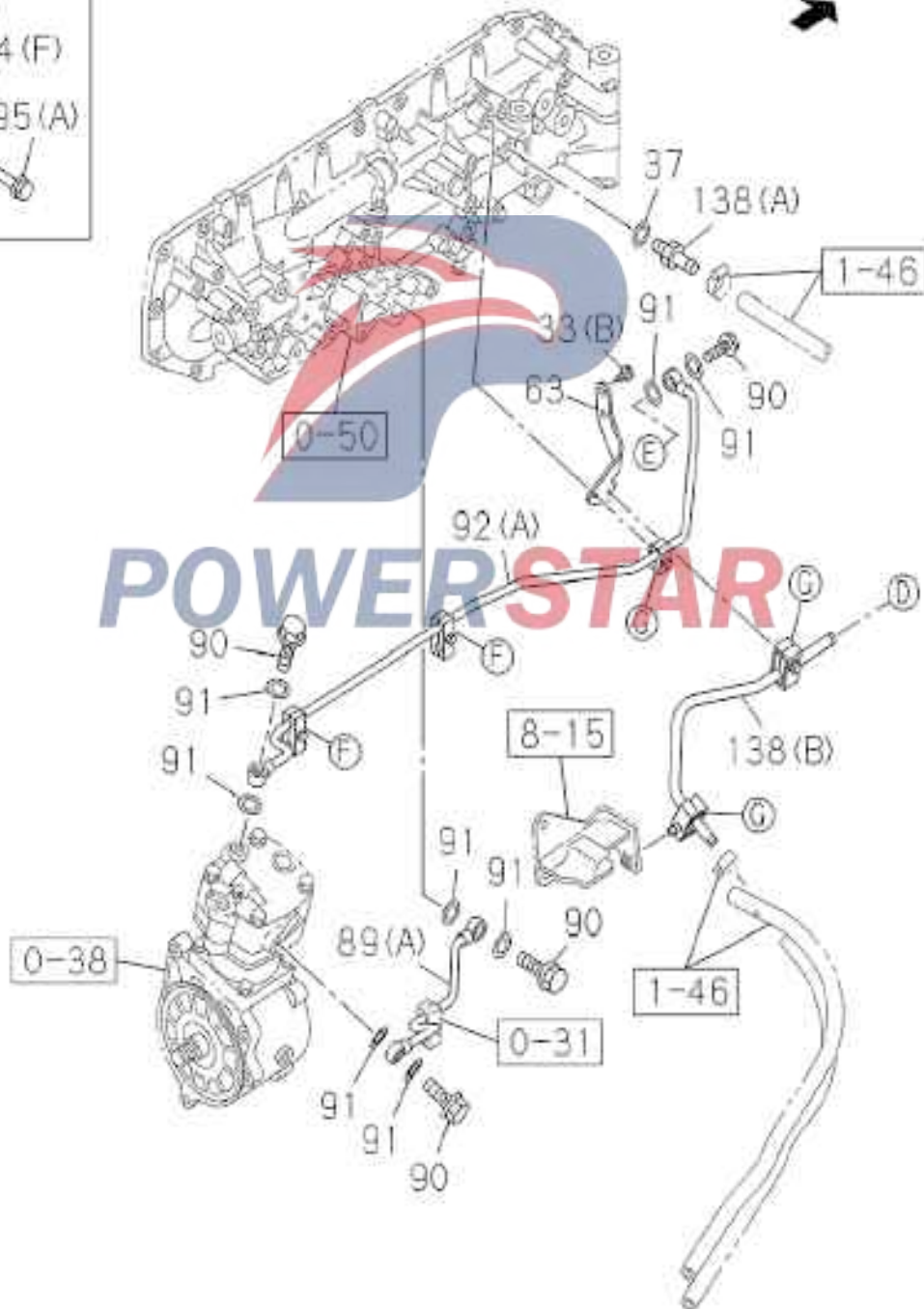
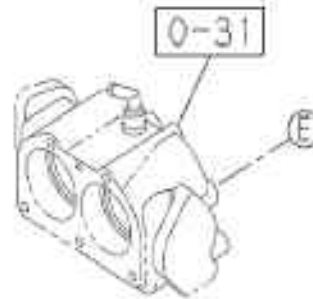
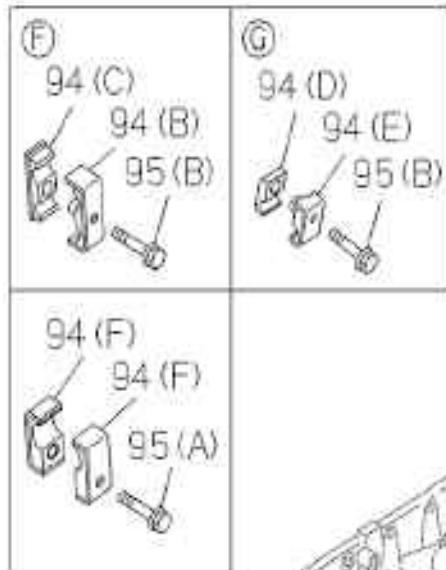
Thermostat and thermostat housing

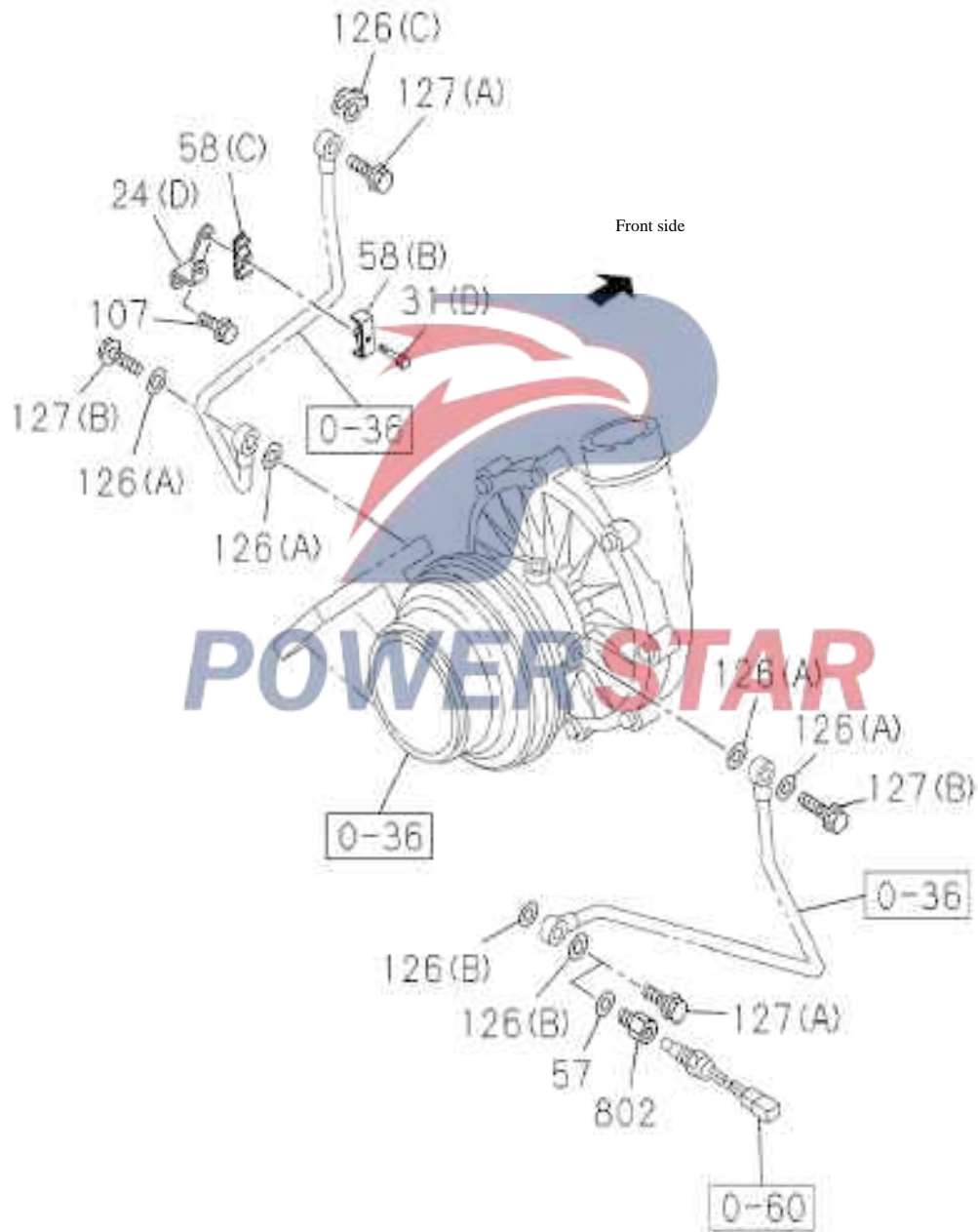
Figure No.

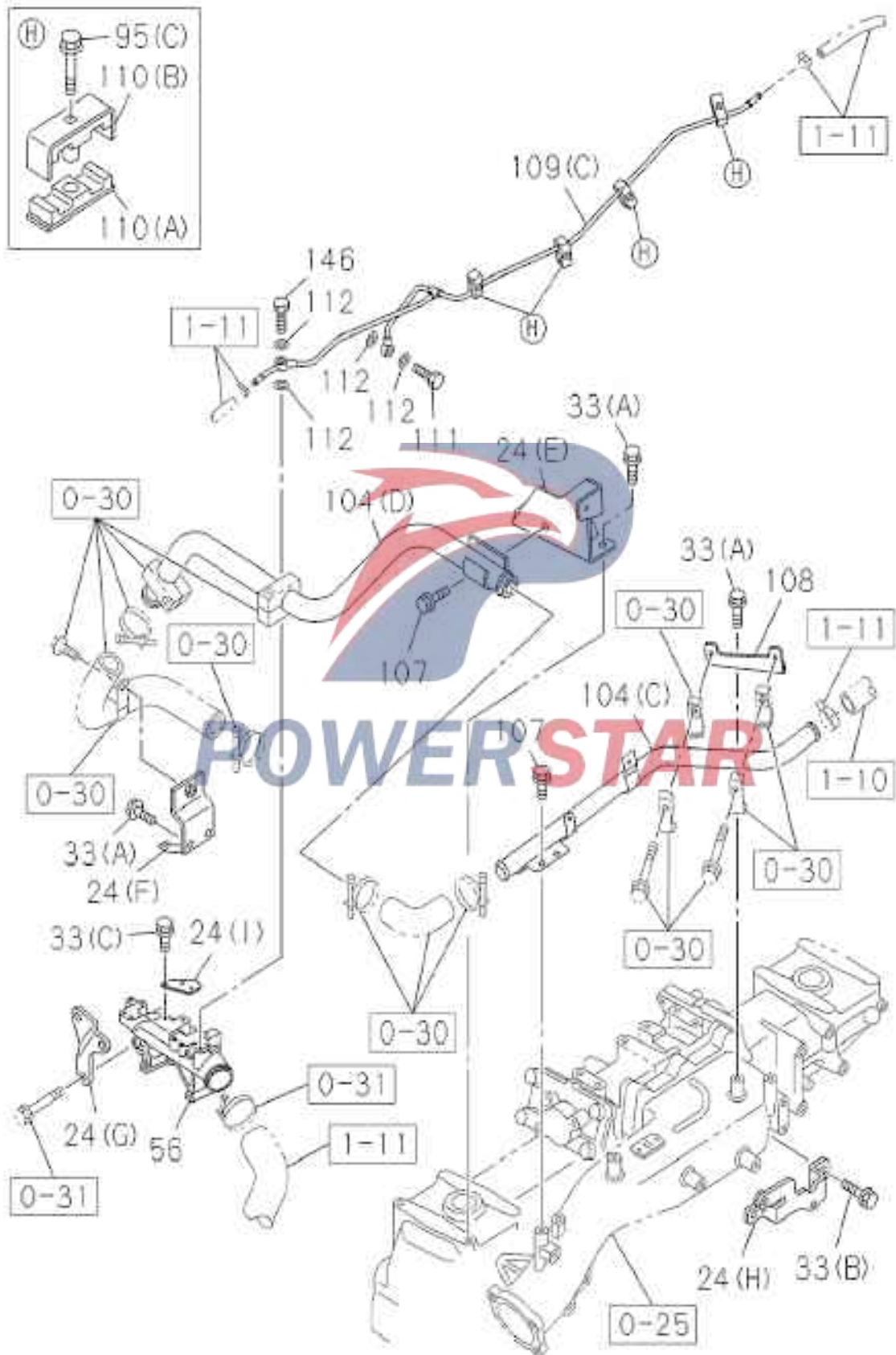
Index No	Recommended grade/part name						Model applied						Date of application	I T C
	Part No.	L R	Q t y .	Qingling part No.	Remarks	EXR 6W 420 height	EXR 6W 460 height	EXR 6U 380 height	EXZ 6U 380 height/reference	EXZ 6W 420 height	EXZ 6W 460 height			
						A	B	C	D	E	F			
85	--- Bolt 0-2805-0845-0	1	Q1840845	M8X45 reel			C	D			1704-			
100	--- Bolt 0-2865-0635-0	1		M6X35 reel			C	D			1704-			
101	--- Bolt 0-2815-1260-0	1		(A) M12X60 reel			C	D			1704-			
	0-2865-0830-0	3	Q1840830	(B) M8X30 reel			C	D			1704-			
119	--- Water pipe assembly 8-97431-834-0	1	1014076-CYZ14				C	D			1704-			
134	--- Pipe clamp 1-09704-101-0	2	1018033-D17YZ	Inner diameter =74	A	B	C	D	E	F	1704-			
	1-09704-101-0	2	1018033-D17YZ	Inner diameter =74	A	B	C	D	E	F	1704-			
138	--- Seal ring 9-0956-5271-0	1		Inner diameter =70.6			C	D			1704-			
214	--- Support-wiring harness 8-97304-944-0	1					C	D			1704-			
294	--- Pipe clamp 1-09701-284-0	2		I.D.=17 L=17			C	D			1704-			
295	--- Water pipe 8-98139-642-0	1					C	D			1704-			
300	--- Gasket 8-98088-101-0	2		Inner diameter =65.3			C	D			1704-			

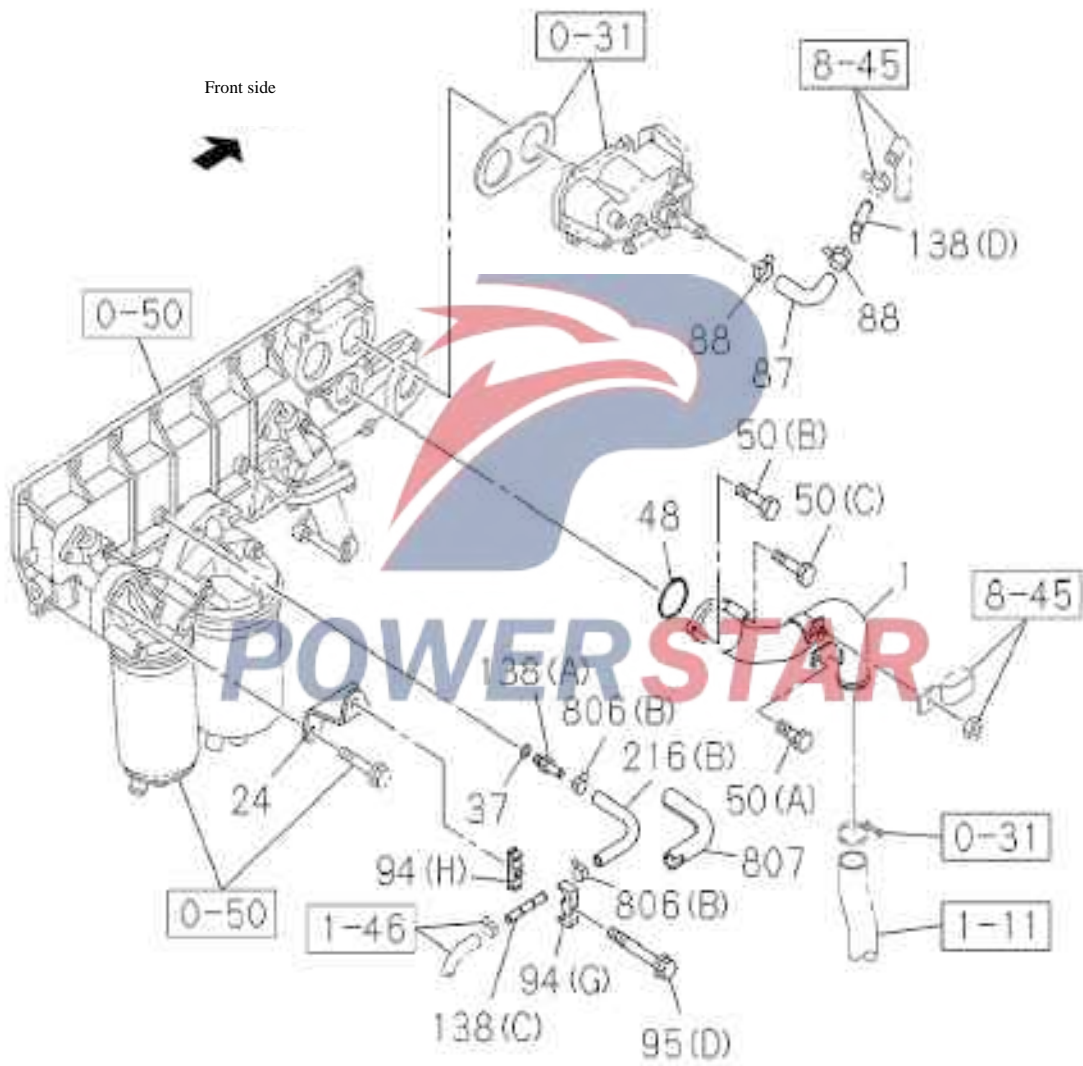


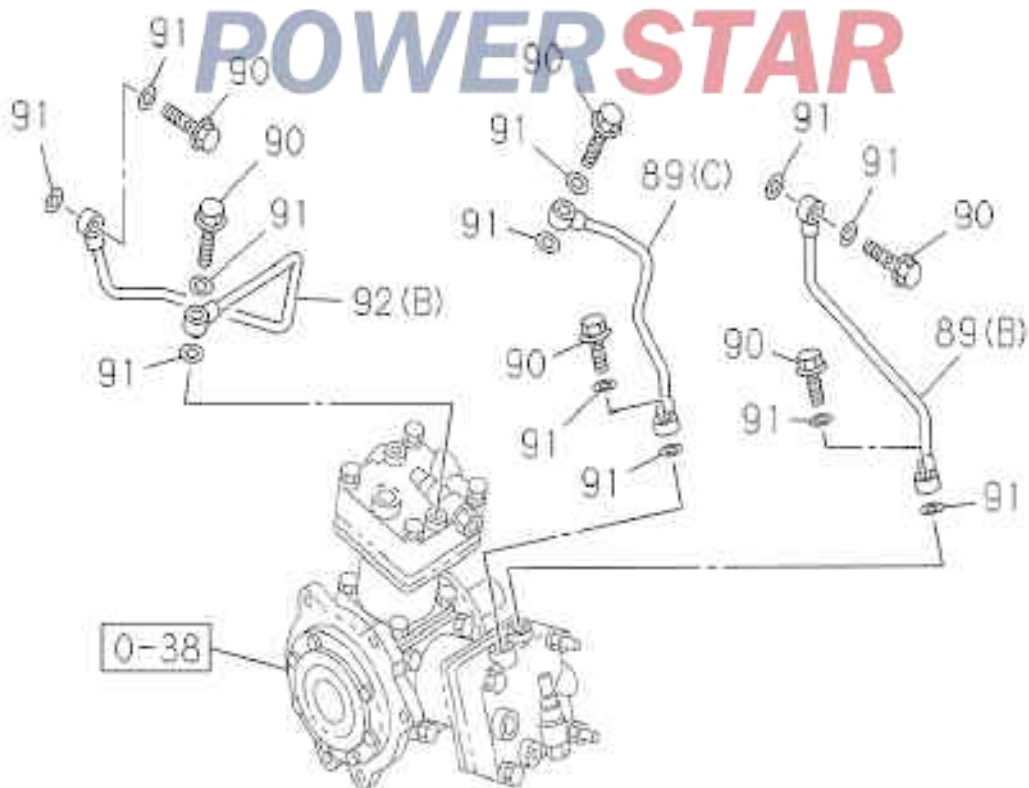
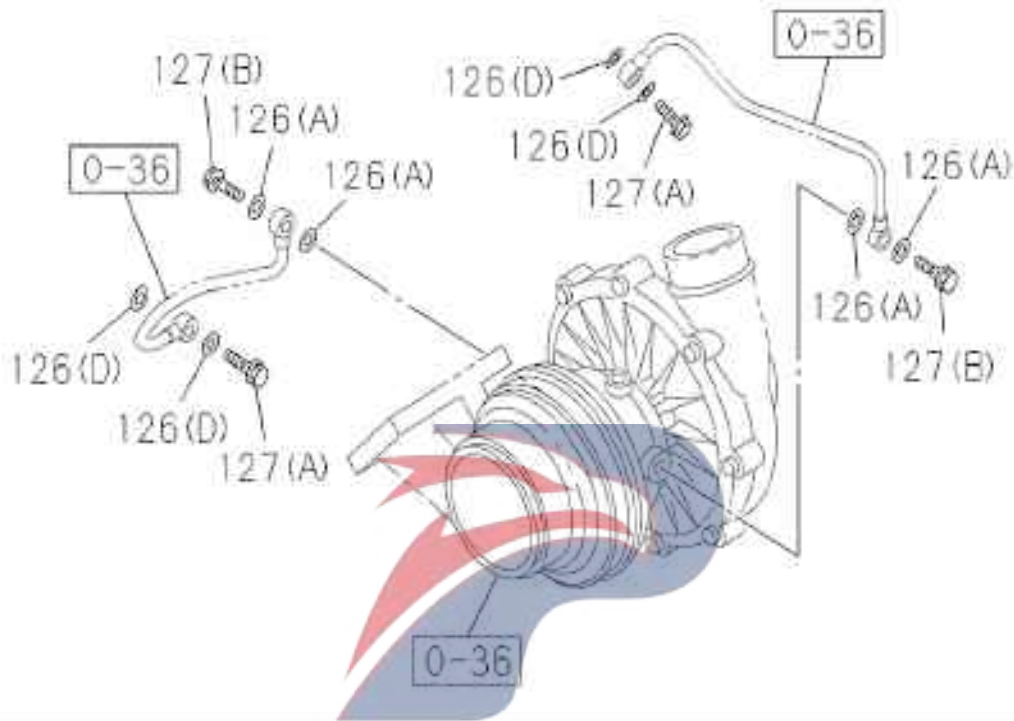
Qty.











0-32		Engine coolant pipe																				
Figure No.																						
Index No	Recommended grade/part name										Date of application	I T C										
	Part No.	L R	Q t y .	Qingling part No.	Remarks	Model applied																
						EXR 6W 420 height	EXR 6W 460 height	EXR 6U 380 height	EXZ 6U 380 height/reference	EXZ 6W 420 height			EXZ 6W 460 height									
A	B	C	D	E	F																	
1	Water pipe assembly																					
	8-97606-255-2		1					A	B				E	F							1704-	
21	Bolt																					
	0-2805-0816-0		1	Q1840816	M8X16 reel						C	D									1704-	
24	Support--water pipe																					
	8-97432-811-0		1	1014221-D17YZ	(I)			A	B					E	F						1704-	
	8-97432-981-0		1	1014222-D17YZ	(E)			A	B					E	F						1704-	
	8-97433-179-0		1	1014221-D15YR	(B)						C	D									1704-	
	8-97433-180-0		1	1014222-D15YR	(A)						C	D									1704-	
	8-97433-181-0		1	1014223-D15YR	(C)						C	D									1704-	
	8-97607-436-0		1		(D)						C	D									1704-	
	8-97613-531-0		1		(H)			A	B					E	F						1704-	
	8-97643-587-1		1		(J)			A	B					E	F						1704-	
	8-97646-289-0		1		(G)			A	B					E	F						1704-	
	8-97646-555-0		1		(F)			A	B					E	F						1704-	
31	Bolt																					
	0-28050-845-0		1	Q1840845	(C) M8X45 reel							C	D								1704-	
	0-28050-860-0		2		(A) M8X60 reel							C	D								1704-	
	0-28650-635-0		1		(D) M6X35 reel							C	D								1704-	
	8-94130-055-1		1		(B) M8X58 reel							C	D								1704-	
33	Bolt																					
	0-28050-816-0		2	Q1840816	(B) M8X16 reel							C	D								1704-	
	0-28050-816-0		2	Q1840816	(B) M8X16 reel			A	B					E	F						1704-	
	0-28151-020-0		2	Q1841020	(A) M10X20 reel							C	D								1704-	
	0-28151-020-0		2	Q1841020	(A) M10X20 reel							C	D								1704-	
	0-28151-020-0		4	Q1841020	(A) M10X20 reel			A	B					E	F						1704-	
	0-28151-020-0		2	Q1841020	(A) M10X20 reel			A	B					E	F						1704-	
	0-28650-820-0		2	Q1840820	(C) M8X20 reel			A	B					E	F						1704-	
37	Gasket																					
	1-09630-141-0		1		Inner diameter =14.2 Outer diameter =25							C	D								1704-	
	1-09630-141-0		1		Inner diameter =14.2 Outer diameter =25			A	B					E	F						1704-	
48	Seal ring																					
	1-09623-406-0		1		Inner diameter =66.6 Outer diameter =73.6			A	B					E	F						1704-	

Engine coolant pipe

Figure No.

Index No	Recommended grade/part name						Model applied						Date of application	I T C
	Part No.	L R	Q t y .	Qingling part No.	Remarks	EXR 6W 420 height	EXR 6W 460 height	EXR 6U 380 height	EXZ 6U 380 height/reference	EXZ 6W 420 height	EXZ 6W 460 height			
						A	B	C	D	E	F			
50	--- Bolt													
	0-28151-030-0		1		(B) M10X30 reel	A	B			E	F		1704-	
	0-28151-090-0		1		(C) M10X90 reel	A	B			E	F		1704-	
	0-28951-425-0		1		(A) M14X25 reel	A	B			E	F		1704-	
56	--- Water pipe													
	8-98038-588-0		1			A	B			E	F		1704-	
57	--- Washer													
	9-09164-514-0		1		Inner diameter =15 Outer diameter =26			C	D				1704-	
58	--- Pipe clamp													
	1-09701-230-1		1		(B) Inner diameter =7 & 11 L=28			C	D				1704-	
	1-09701-231-1		1		(C) Inner diameter =7 & 11 L=28			C	D				1704-	
	8-97430-677-0		2	1104102-117/C	(A)			C	D				1704-	
63	--- Bracket													
	8-98127-771-0		1					C	D				1704-	
87	--- Water pipe													
	8-98134-207-0		1			A	B			E	F		1704-	
88	--- Pipe clamp													
	1-09707-084-1		2		Inner diameter =20	A	B			E	F		1704-	
89	--- Water pipe assembly													
	1-13722-007-0		1		(B)	A	B			E	F		1704-	
	1-13722-008-0		1		(C)	A	B			E	F		1704-	
	8-97431-836-0		1	1014083-CYZ14	(A)			C	D				1704-	
90	--- Hollow bolt--air compressor's water inlet pipe													
	1-09675-193-0		2		M14X27			C	D				1704-	
	1-09675-193-0		2		M14X27			C	D				1704-	
	1-09675-193-0		4		M14X27	A	B			E	F		1704-	
	1-09675-193-0		2		M14X27	A	B			E	F		1704-	
91	--- Gasket--hollow bolt													
	1-09630-141-0		4		Inner diameter =14.2 Outer diameter =25			C	D				1704-	
	1-09630-141-0		4		Inner diameter =14.2 Outer diameter =25			C	D				1704-	
	1-09630-141-0		4		Inner diameter =14.2 Outer diameter =25	A	B			E	F		1704-	
	1-09630-141-0		4		Inner diameter =14.2 Outer diameter =25	A	B			E	F		1704-	
	1-09630-141-0		4		Inner diameter =14.2 Outer diameter =25	A	B			E	F		1704-	
92	--- Water pipe assembly													
	1-13722-009-0		1		(B)	A	B			E	F		1704-	
	8-97431-837-0		1	1014091-CYZ14	(A)			C	D				1704-	

0-32		Engine coolant pipe											
Figure No.													
Index No	Recommended grade/part name										Date of application	I T C	
	Part No.	L R	Q t y .	Qingling part No.	Remarks	Model applied							
						EXR 6W 420 height	EXR 6W 460 height	EXR 6U 380 height	EXZ 6U 380 height/reference	EXZ 6W 420 height			EXZ 6W 460 height
A	B	C	D	E	F								
94	Pipe clamp												
	1-09701-230-1		2		(B) Inner diameter =7 & 11 L=28			C	D			1704-	
	1-09701-231-1		2		(C) Inner diameter =7 & 11 L=28			C	D			1704-	
	1-09701-284-0		2		(F) I.D.=17 L=17			C	D			1704-	
	8-97300-961-1		1		(G) Inner diameter =5.5 & 7 L=34	A	B			E	F	1704-	
	8-97645-781-0		6		(A) I.D.=30.5 L=28.5			C	D			1704-	
	8-98060-970-0		3		(D) I.D.=8 L=14			C	D			1704-	
	8-98060-971-0		3		(E) I.D.=8 L=14			C	D			1704-	
	8-98132-677-0		1		(H) Inner diameter =5.5 & 7 L=34	A	B			E	F	1704-	
95	Bolt												
	0-28050-635-0		4	Q1840635	(C) M6X35 reel	A	B			E	F	1704-	
	0-28050-840-0		1	Q1840840	(D) M8X40 reel	A	B			E	F	1704-	
	0-28151-045-0		1		(A) M10X45 reel			C	D			1704-	
	0-28650-635-0		5		(B) M6X35 reel			C	D			1704-	
	0-28650-635-0		4		(B) M6X35 reel			C	D			1704-	
104	Water pipe												
	8-97430-615-1		1	1014106-CYZ14	(A)			C	D			1704-	
	8-97431-939-1		1	1014106-D17YZ	(C)	A	B			E	F	1704-	
	8-97431-940-0		1	1014107-D17YZ	(D)	A	B			E	F	1704-	
	8-97433-178-0		1	1014215-D15YR	(B)			C	D			1704-	
107	Bolt												
	0-28151-020-0		4	Q1841020	M10X20 reel			C	D			1704-	
	0-28151-020-0		3	Q1841020	M10X20 reel	A	B			E	F	1704-	
108	Bracket												
	8-98245-274-1		1			A	B			E	F	1704-	
109	Air leakage pipe of thermostat housing												
	8-97431-842-0		1	1014112-CYZ14	(A)			C	D			1704-	
	8-97431-942-1		1	1014108-D17YZ	(C)	A	B			E	F	1704-	
	8-97432-703-0		1	1014225-D15YR	(B)			C	D			1704-	

Engine coolant pipe


Figure No.

Index No	Recommended grade/part name						Model applied						Date of application	I T C
	Part No.	L R	Q t y .	Qingling part No.	Remarks	EXR 6W 420 height	EXR 6W 460 height	EXR 6U 380 height	EXZ 6U 380 height/reference	EXZ 6W 420 height	EXZ 6W 460 height			
						A	B	C	D	E	F			
110	--- Pipe clamp													
	1-09701-180-0		4		(A) Inner diameter =9 & 9 L=25			C	D				1704-	
	1-09701-180-0		4		(A) Inner diameter =9 & 9 L=25	A	B			E	F		1704-	
	8-94393-280-3		4		(B) Inner diameter =9 & 9 L=25			C	D				1704-	
	8-94393-280-3		4		(B) Inner diameter =9 & 9 L=25	A	B			E	F		1704-	
111	--- Hollow bolt													
	1-09675-193-0		1		M14X27	A	B			E	F		1704-	
112	--- Gasket													
	1-09630-141-0		2		Inner diameter =14.2 Outer diameter =25	A	B			E	F		1704-	
	1-09630-141-0		2		Inner diameter =14.2 Outer diameter =25	A	B			E	F		1704-	
113	--- Water pipe													
	0-03509-100-0		1		L=100 S.B.L=3000			C	D				1704-	
115	--- Water pipe													
	0-03530-100-0		2		L=100 S.B.L=3000			C	D				1704-	
126	--- Gasket													
	1-09630-086-0		4		(A) Inner diameter =16.2 Outer diameter =22			C	D				1704-	
	1-09630-086-0		4		(A) Inner diameter =16.2 Outer diameter =22	A	B			E	F		1704-	
	1-09630-141-0		4		(D) Inner diameter =14.2 Outer diameter =25	A	B			E	F		1704-	
	8-98251-345-0		2		(B) Inner diameter =14.2 Outer diameter =19.2			C	D				1704-	
	8-98340-724-0		1		(C) Inner diameter =14.2 Outer diameter =21			C	D				1704-	
127	--- Hollow bolt													
	1-09675-095-1		2		(B) M16X30			C	D				1704-	
	1-09675-095-1		2		(B) M16X30	A	B			E	F		1704-	
	1-09675-193-0		2		(A) M14X27			C	D				1704-	
	1-09675-193-0		2		(A) M14X27	A	B			E	F		1704-	
138	--- Connector													
	8-98134-082-0		1		(C)	A	B			E	F		1704-	
	8-98134-083-0		1		(D)	A	B			E	F		1704-	
	8-98147-539-0		1		(A)			C	D				1704-	
	8-98147-539-0		1		(A)	A	B			E	F		1704-	
	8-98190-272-1		1		(B)			C	D				1704-	
146	--- Hollow bolt													
	1-09675-193-0		1		M14X27	A	B			E	F		1704-	

Engine coolant pipe

Figure No.

Index No	Recommended grade/part name						Model applied						Date of application	I T C
	Part No.	L R	Q t y .	Qingling part No.	Remarks	EXR 6W 420 height	EXR 6W 460 height	EXR 6U 380 height	EXZ 6U 380 height/reference	EXZ 6W 420 height	EXZ 6W 460 height			
						A	B	C	D	E	F			
154	--- Pipe clamp 1-09704-077-0		4		Inner diameter =44			C	D			1704-		
157	--- Pipe clamp 8-98019-191-0		1	8100678-CYZ14	I.D.=21 L=24			C	D			1704-		
177	--- Bolt 0-28650-830-0		2	Q1840830	M8X30 reel			C	D			1704-		
180	--- Seal ring 9-0956-5-271-0		1		Inner diameter =70.6			C	D			1704-		
216	--- Water pipe 8-98134-205-0		1		(B)	A	B			E	F	1704-		
	8-98234-574-0		1		(A)			C	D			1704-		
802	--- Connector 8-98013-608-0		1					C	D			1704-		
806	--- Pipe clamp 8-94392-924-0		2		(B) Inner diameter =16	A	B			E	F	1704-		
	8-98173-762-1		2		(A) Inner diameter =11-17			C	D			1704-		
807	--- Hose sleeve 8-98134-184-1		1			A	B			E	F	1704-		



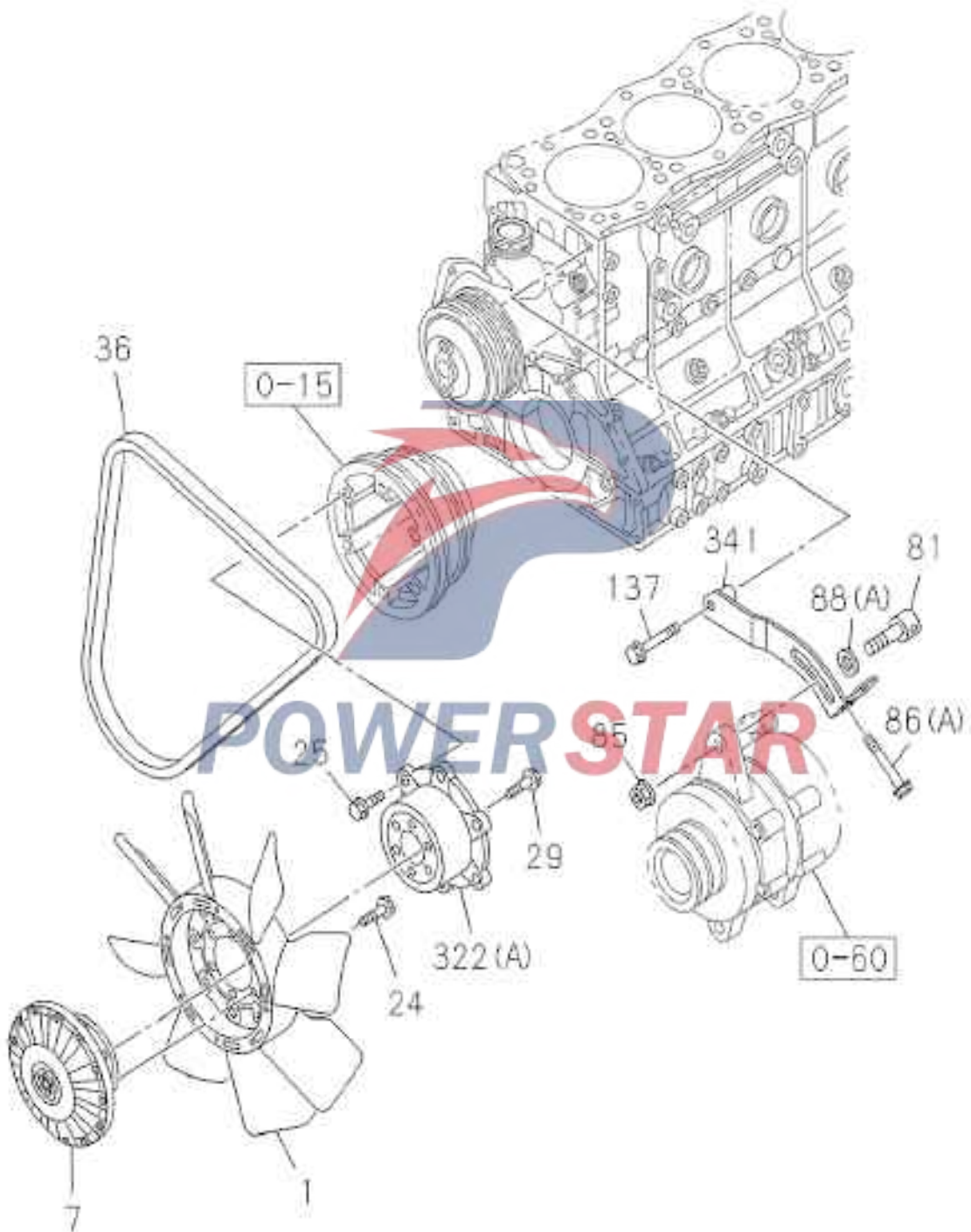
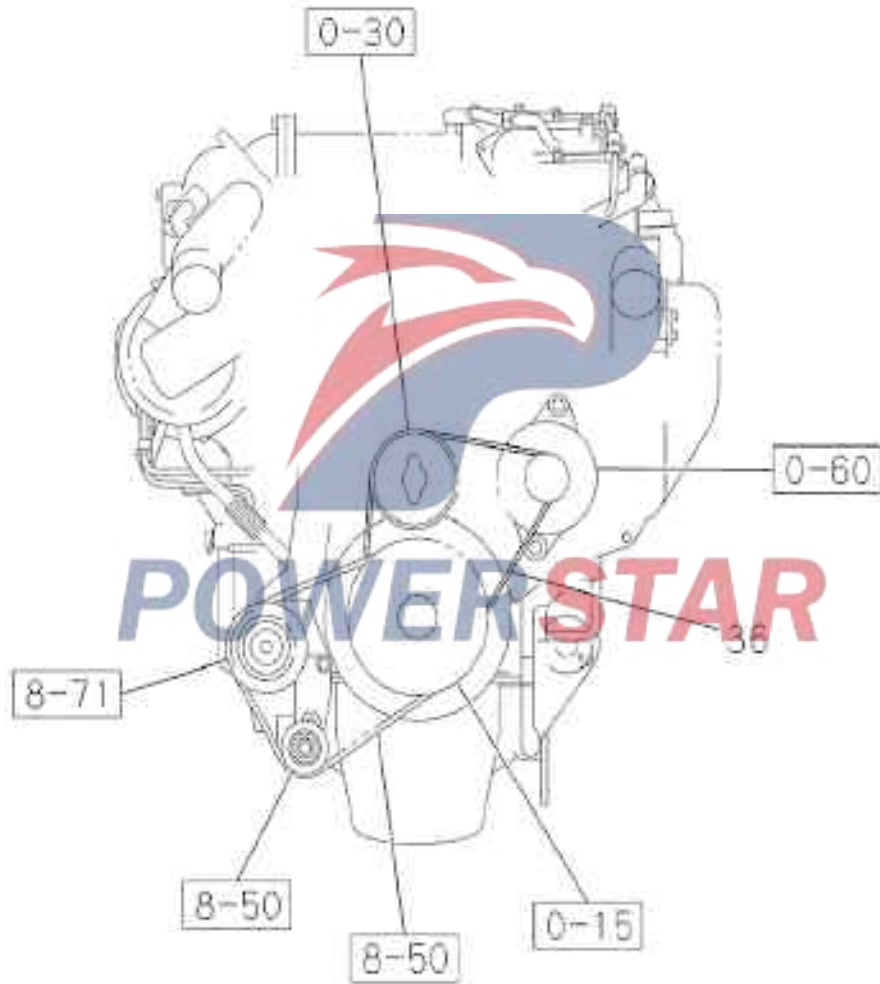
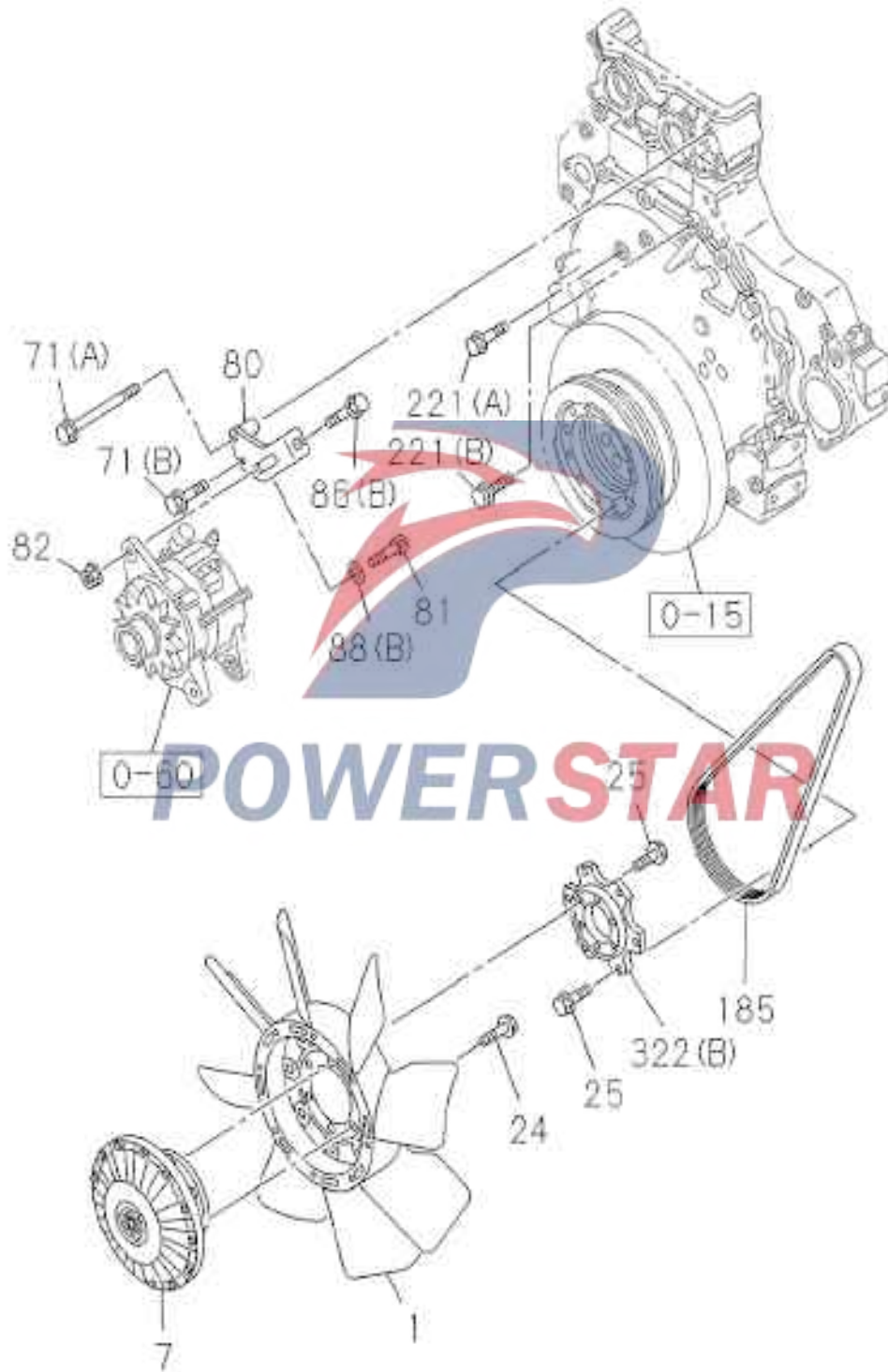
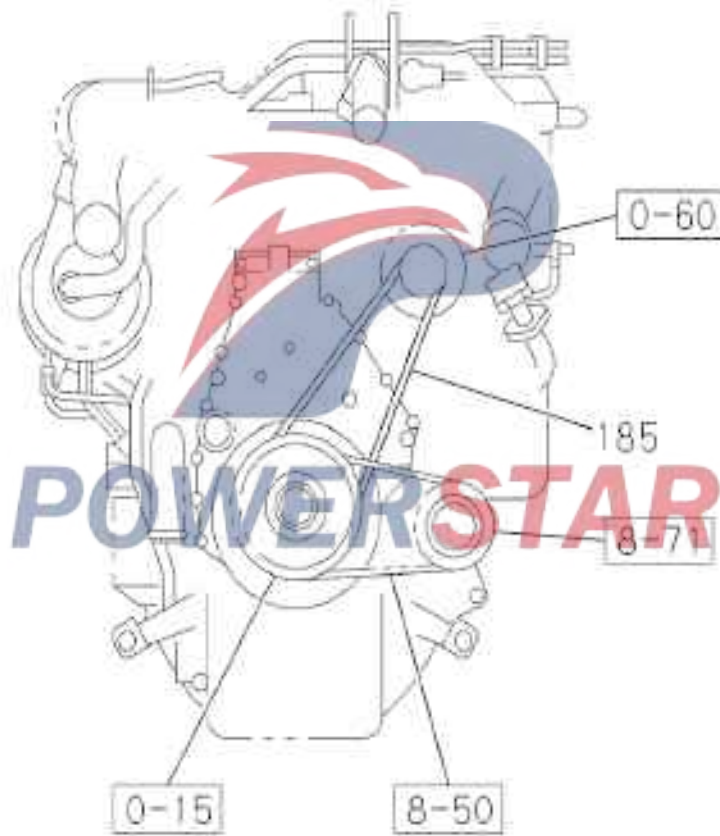


Figure No.

Qty.







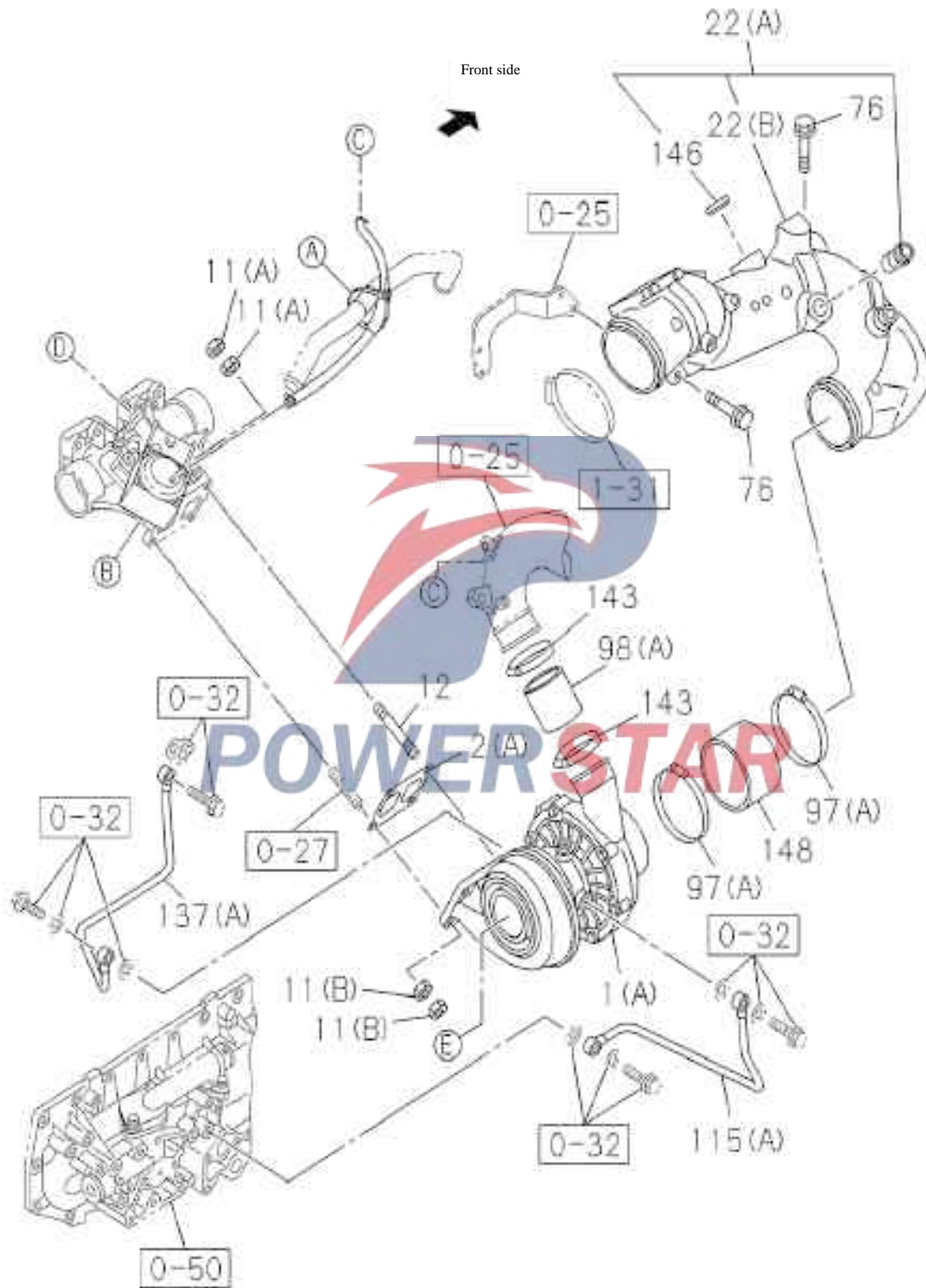
0-33		Fan and fan belt											
Figure No.													
Index No	Recommended grade/part name										Date of application	I T C	
	Part No.	L R	Q t y .	Qingling part No.	Remarks	Model applied							
						EXR 6W 420 height	EXR 6W 460 height	EXR 6U 380 height	EXZ 6U 380 height/reference	EXZ 6W 420 height			EXZ 6W 460 height
A	B	C	D	E	F								
1	Fan assembly												
	8-97432-016-0		1	1014010-D15YR				C	D			1704-	
	8-97432-016-0		1	1014010-D15YR		A	B			E	F	1704-	
7	Coupler												
	8-97430-634-1		1	1014021-CYZ14				C	D			1704-	
	8-97430-634-1		1	1014021-CYZ14		A	B			E	F	1704-	
24	Bolt												
	0-28050-816-0		6	Q1840816	M8X16 reel			C	D			1704-	
	0-28050-816-0		6	Q1840816	M8X16 reel	A	B			E	F	1704-	
25	Bolt												
	0-28161-030-0		6		M10X30 reel			C	D			1704-	
	0-28161-030-0		6		M10X30 reel	A	B			E	F	1704-	
	0-28161-030-0		6		M10X30 reel	A	B			E	F	1704-	
29	Bolt-coupler												
	8-94399-669-1		6		M10X75 reel			C	D			1704-	
36	Belt - Generator												
	8-97431-197-0		1	3701042-CYZ14	L=1225 MITSUBOSHI			C	D			1704-	
71	Bolt												
	0-28156-014-0		1		(A) M10X140 reel	A	B			E	F	1704-	
	8-97365-449-0		1		(B) M10X55 reel	A	B			E	F	1704-	
80	Adjustment plate--engine belt												
	8-97639-550-0		1			A	B			E	F	1704-	
81	Pin												
	1-13674-160-0		1		M12X45			C	D			1704-	
	1-13674-160-0		1		M12X45	A	B			E	F	1704-	
82	Nut												
	0-9118-0112-0		1		M12 reel	A	B			E	F	1704-	
85	Nut												
	0-91180-112-0		1		M12 reel			C	D			1704-	
86	Adjusting bolt												
	1-09009-113-1		1		(A) M10X135			C	D			1704-	
	1-09009-151-0		1		(B) M10X90	A	B			E	F	1704-	
88	Washer												
	0-91610-712-0		1		(A) Inner diameter =12.5			C	D			1704-	
	0-91614-712-0		1		(B) Inner diameter =12.5 Outer diameter =32	A	B			E	F	1704-	
137	Bolt												
	0-28151-270-0		1	Q1841270	M12X70 reel			C	D			1704-	
185	Belt - Generator												
	8-97432-018-0		1	3701042-D17YZ	450	A	B			E	F	1704-	

Fan and fan belt

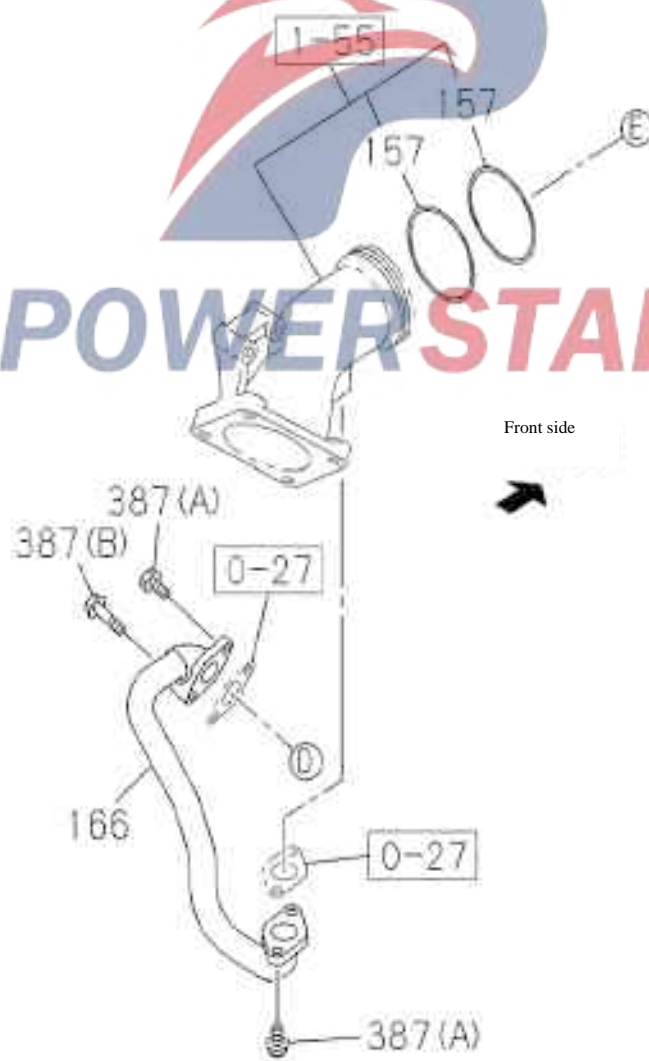

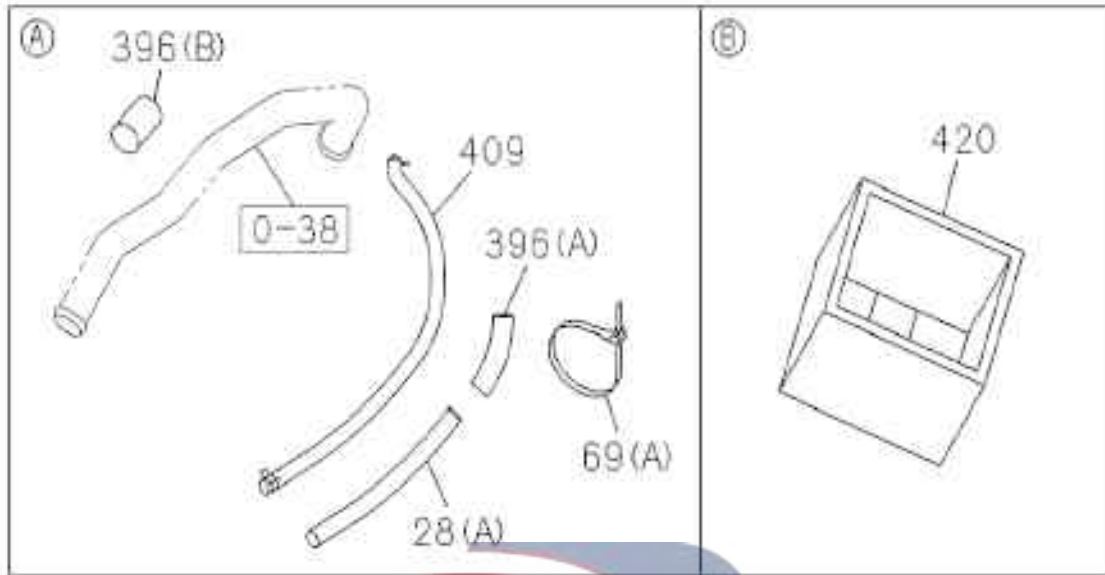
Figure No.

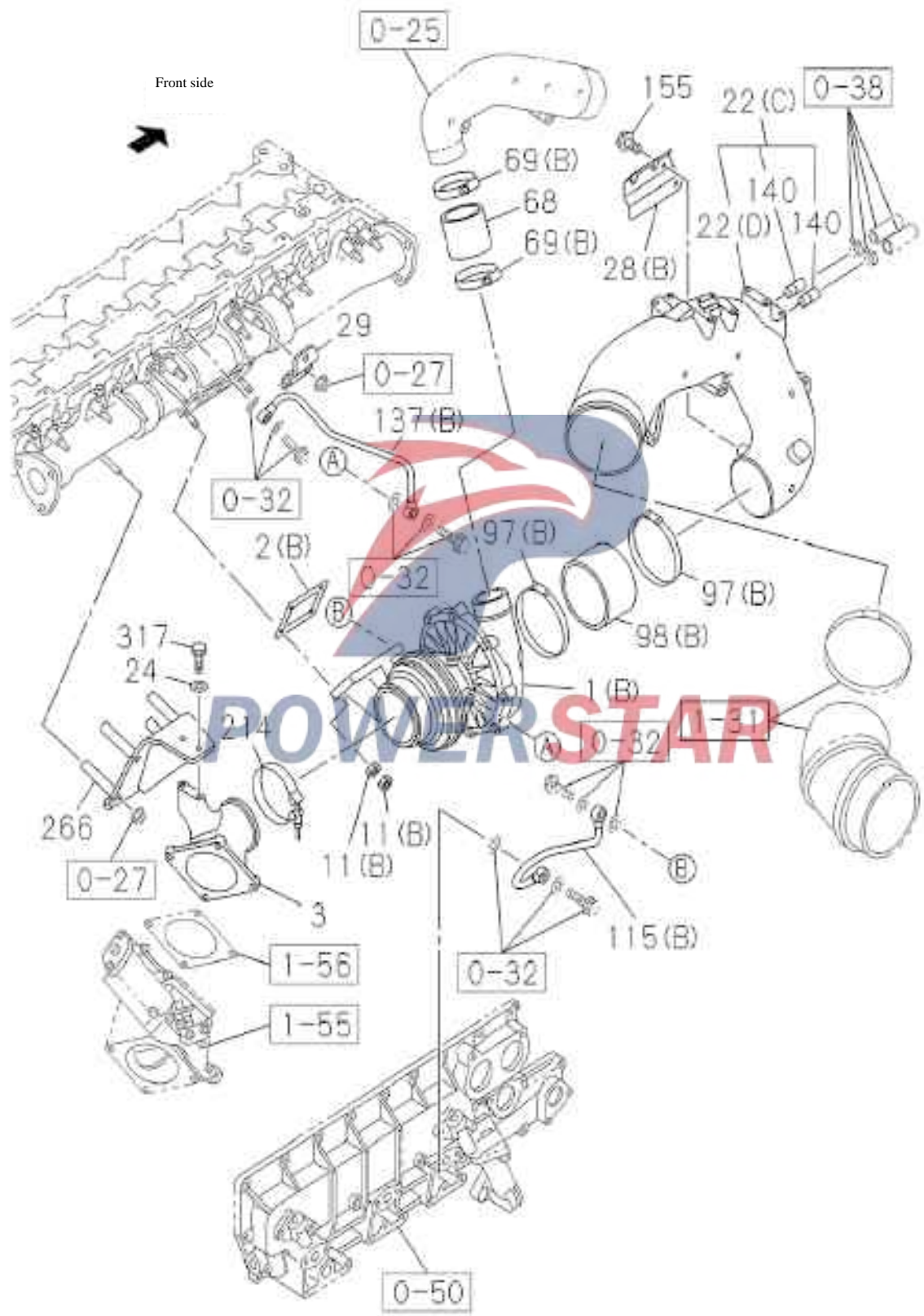
Index No	Recommended grade/part name						Model applied						Date of application	I T C
	Part No.	L R	Q t y .	Qingling part No.	Remarks	EXR 6W 420 height	EXR 6W 460 height	EXR 6U 380 height	EXZ 6U 380 height/reference	EXZ 6W 420 height	EXZ 6W 460 height			
						A	B	C	D	E	F			
221	Bolt													
	0-28151-040-0		1		(B) M10X40 reel	A	B			E	F	1704-		
	0-28151-050-0		2		(A) M10X50 reel	A	B			E	F	1704-		
322	Connector--fan coupler													
	8-97431-125-0		1	1014025-CYZ14	(A)			C	D			1704-		
	8-97606-264-0		1		(B)	A	B			E	F	1704-		
341	Adjustment plate--engine belt													
	8-98193-186-0		1					C	D			1704-		





Qty.





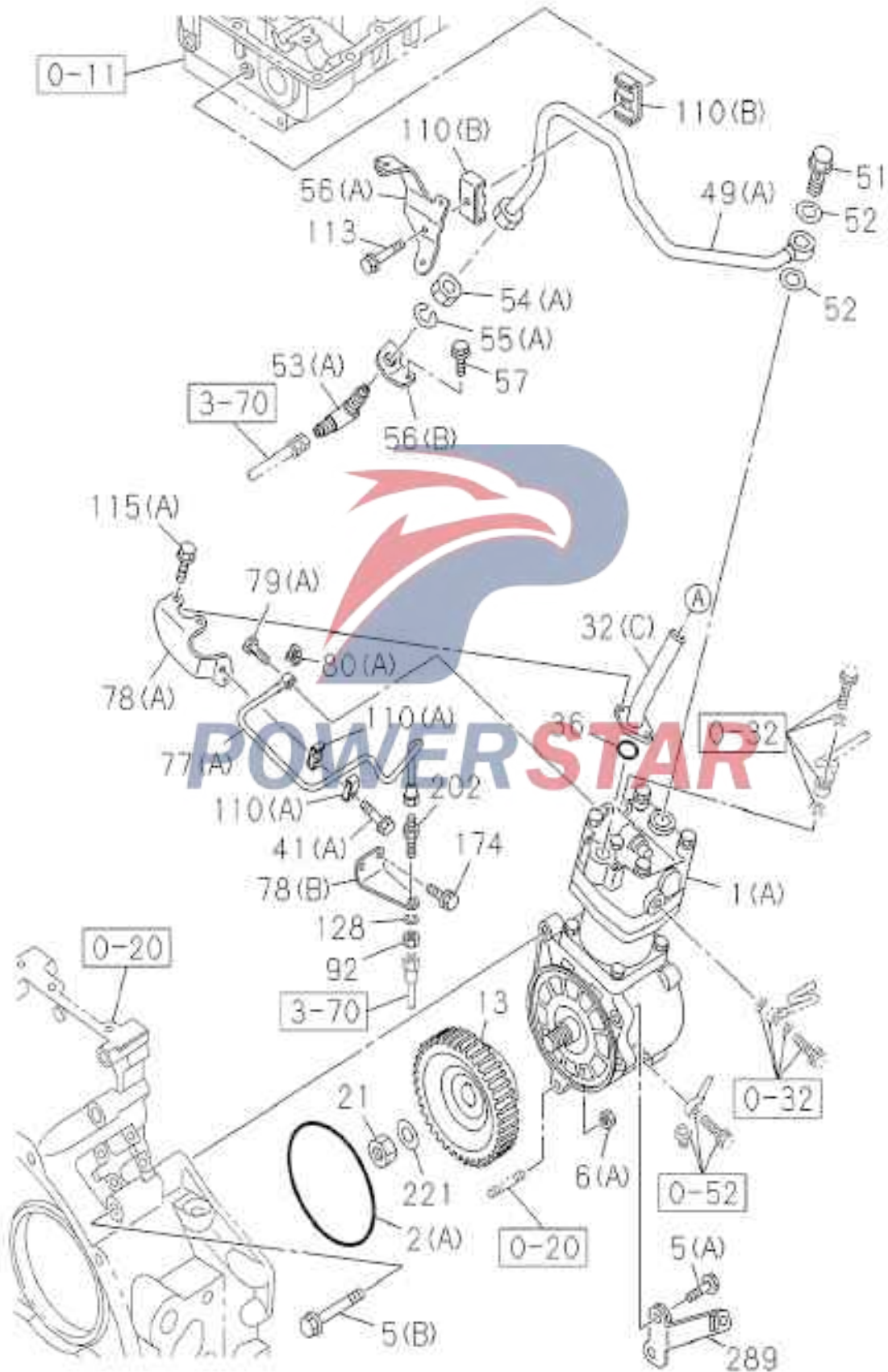
Turbocharger system

Figure No.

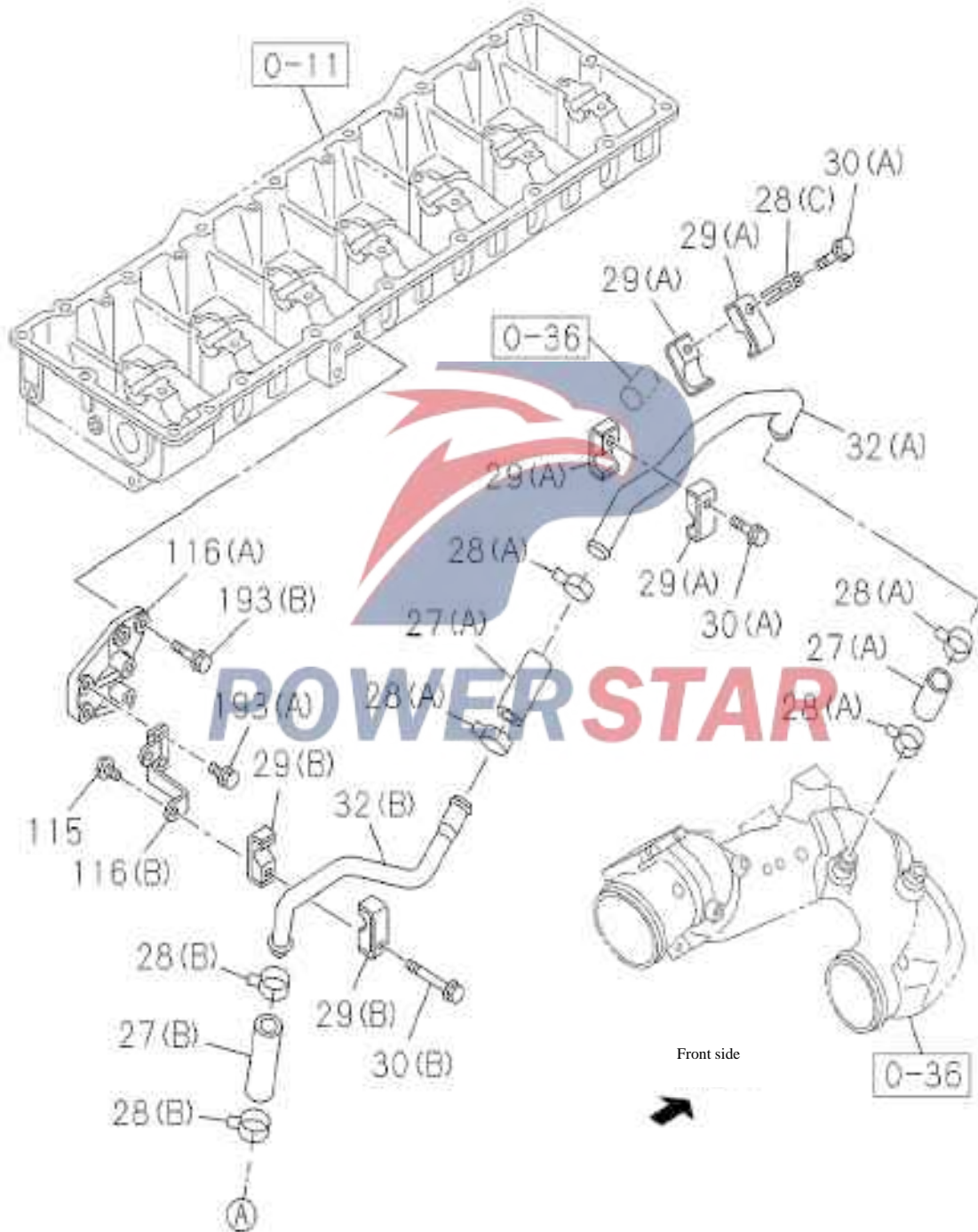
Index No	Recommended grade/part name					Model applied						Date of application	I T C	
	Part No.	L R	Q t y .	Qingling part No.	Remarks	EXR 6W 420 height	EXR 6W 460 height	EXR 6U 380 height	EXZ 6U 380 height/reference	EXZ 6W 420 height	EXZ 6W 460 height			
						A	B	C	D	E	F			
1	Turbocharger assembly													
	8-97432-715-0		1	1118010-D15YR	(A)			C	D				1704-	
	8-98299-187-0		1		(B)	A	B			E	F		1704-	
2	Gasket													
	1-14145-181-0		1		(A)			C	D				1704-	
	1-14145-187-0		1		(B)	A	B			E	F		1704-	
3	Air pipe													
	8-97432-137-0		1	1118221-D17YZ		A	B			E	F		1704-	
11	Nut													
	1-09400-027-0		2		(A)			C	D				1704-	
	1-09420-005-0		6		(B)			C	D				1704-	
	1-09420-005-0		8		(B) M10	A	B			E	F		1704-	
12	Stud													
	8-97378-072-0		1		M10X57 L=72			C	D				1704-	
22	Air pipe assembly-air filter and booster													
	8-97430-593-3		1	1008220-CYZ14A	(A)			C	D				1704-	
	8-97431-150-2		1		(B)			C	D				1704-	
	8-97431-945-2		1	1008220-D17YZ	(C)	A	B			E	F		1704-	
	8-97431-948-1		1		(D)	A	B			E	F		1704-	
24	Washer													
	1-09500-007-0		2		Inner diameter =10.5 Outer diameter =22	A	B			E	F		1704-	
28	Thermal protection													
	1-14181-272-0		1		(B)	A	B			E	F		1704-	
	8-98370-054-0		1		(A)			C	D				1704-	
29	Bracket													
	1-14119-473-0		1			A	B			E	F		1704-	
68	Hose													
	1-09361-125-0		1			A	B			E	F		1704-	
69	Pipe clamp													
	8-98096-592-0		2		(B) Inner diameter =68-85	A	B			E	F		1704-	
	8-98216-430-0		1		(A)L=250			C	D				1704-	
76	Bolt													
	0-28151-045-0		3		M10X45 reel			C	D				1704-	
97	Pipe clamp--rubber hose													
	1-09707-138-0		2	1109219-CYZ14	(A) Inner diameter =87-116			C	D				1704-	
	1-09707-139-0		2		(B) Inner diameter =104-142	A	B			E	F		1704-	
98	Rubber hose													
	1-09360-988-0		1		(B) I.D.=115 L=75	A	B			E	F		1704-	
	8-98169-677-0		1		(A) I.D.=63.6 L=64			C	D				1704-	

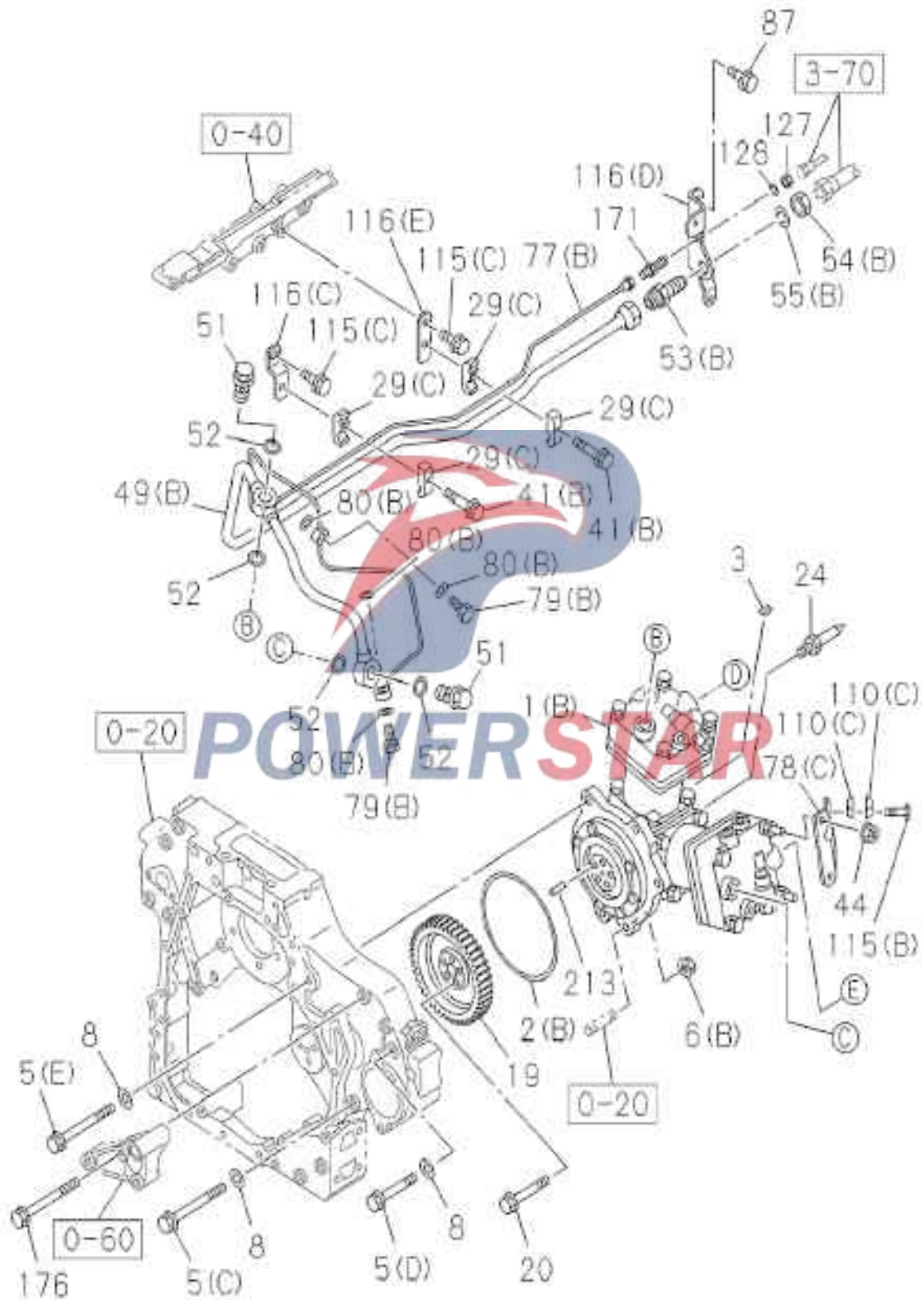
Figure No.

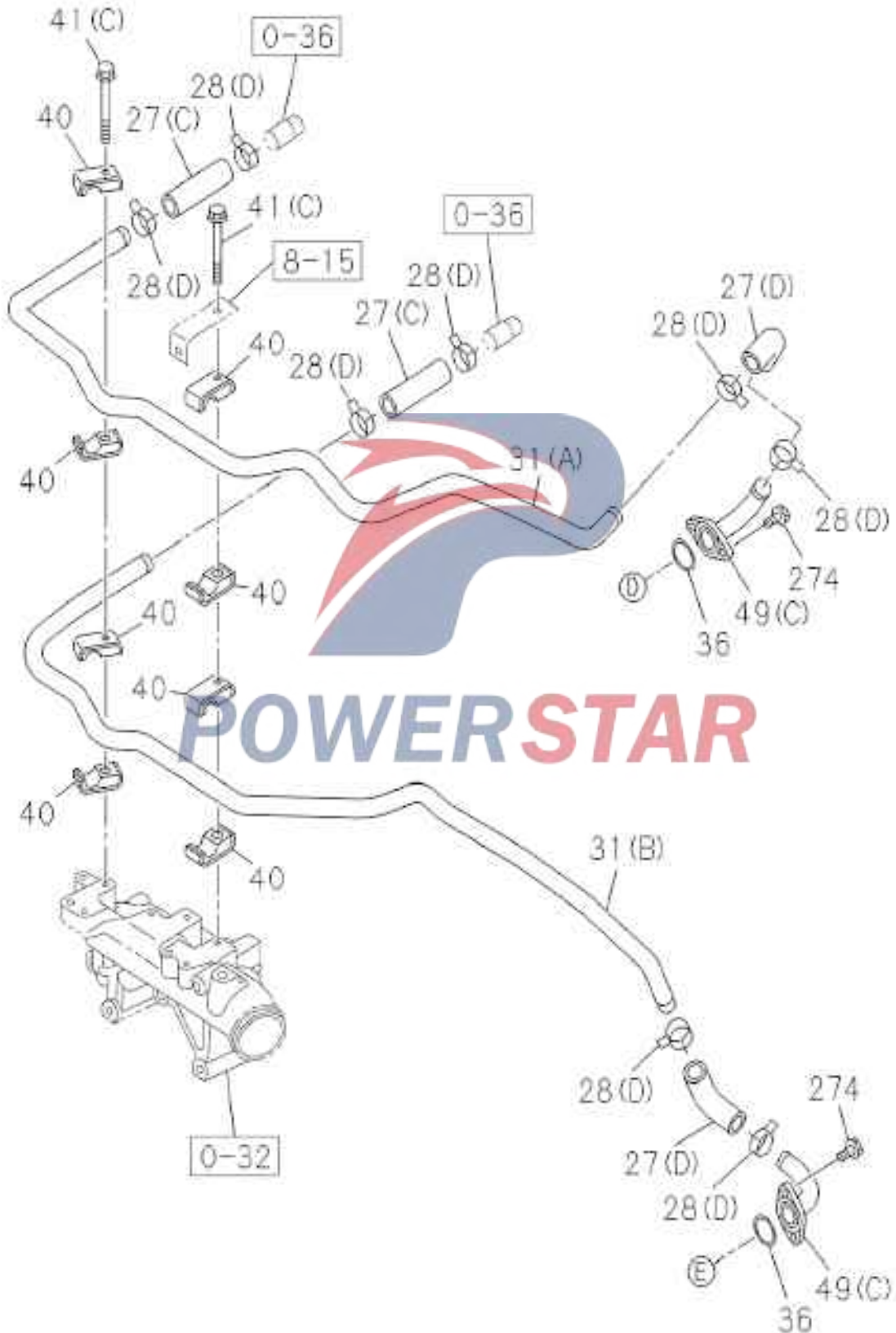
Index No	Recommended grade/part name						Model applied						Date of application	I T C
	Part No.	L R	Q t y .	Qingling part No.	Remarks	EXR 6W 420 height	EXR 6W 460 height	EXR 6U 380 height	EXZ 6U 380 height/reference	EXZ 6W 420 height	EXZ 6W 460 height			
						A	B	C	D	E	F			
115	Water pipe assembly													
	8-97431-844-0		1	1303340-CYZ14	(A)			C	D				1704-	
	8-98226-418-1		1		(B)	A	B			E	F		1704-	
137	Water pipe assembly													
	1-13721-968-0		1		(B)	A	B			E	F		1704-	
	8-97431-845-0		1	1303350-CYZ14	(A)			C	D				1704-	
140	Air pipe assembly													
	8-97433-156-0		2			A	B			E	F		1704-	
143	Pipe clamp--rubber hose													
	8-98096-592-0		2		Inner diameter =68-85			C	D				1704-	
146	Plug cover													
	8-94241-637-0		1		Outer diameter =40			C	D				1704-	
148	Rubber hose													
	1-09360-913-0		1		Inner diameter =101.Outer diameter =111.L=70			C	D				1704-	
155	Bolt													
	0-28050-812-0		2	Q1840812	M8X12 reel	A	B			E	F		1704-	
157	Snap ring-exhaust pipe													
	1-14149-207-0		2					C	D				1704-	
166	Exhaust pipe													
	8-98364-685-0		1					C	D				1704-	
214	Strap													
	8-98059-890-0		1			A	B			E	F		1704-	
266	Support assembly													
	8-98261-147-1		1			A	B			E	F		1704-	
317	Bolt													
	1-09020-073-2		2		M10X20	A	B			E	F		1704-	
387	Bolt													
	0-28151-020-0		3	Q1841020	(A)			C	D				1704-	
					M10X20 reel									
	0-28151-050-0		1		(B)			C	D				1704-	
					M10X50 reel									
396	Rubber pad													
	1-09337-015-0		1	3724138-CYZ14	(B)			C	D				1704-	
					Inner diameter =23 Outer diameter =27 L=40									
	1-09337-030-0		1	3724136-D17YZ	(A)			C	D				1704-	
					Inner diameter =14 Outer diameter =18 L=60									
409	Hose assembly													
	8-98337-804-1		1	1008069-D15YR				C	D				1704-	
420	Sealing cover													
	8-98369-110-0		1					C	D				1704-	
	8-98369-110-0		1					C	D				1704-	



Qty.







0-38		Engine-side air compressor pipeline																		
Figure No.																				
Index No.	Recommended grade/part name										Date of application	I T C								
	Part No.	L	Q	Qingling part No.	Remarks	Model applied														
						EXR 6W 420 height	EXR 6W 460 height	EXR 6U 380 height	EXZ 6U 380 height/reference	EXZ 6W 420 height			EXZ 6W 460 height							
A	B	C	D	E	F															
1	--- Inflation pump assembly																			
	8-97431-826-1		1	1118110-CYZ14	(A)			C	D											1704-
	8-97431-969-0		1	3509010-D17YZ	(B)	A	B					E	F							1704-
2	--- Seal ring																			
	1-09623-449-0		1		(A)			C	D											1704-
	1-09623-476-0		1		(B)	A	B					E	F							1704-
					Inner diameter =159.6															
					Inner diameter =169.1 Outer diameter =176.1															
3	--- Key																			
	9-08055-622-0		1			A	B					E	F							1704-
5	--- Bolt																			
	0-16956-400-0		1		(C)	A	B					E	F							1704-
	0-16956-490-0		1		(D)	A	B					E	F							1704-
	0-28151-250-0		2		(A)			C	D											1704-
	0-28156-214-0		1		(B)			C	D											1704-
	8-94399-253-1		1		(E)	A	B					E	F							1704-
6	--- Nut																			
	0-91150-114-0		1		(B)	A	B					E	F							1704-
	0-91180-112-0		1		(A)			C	D											1704-
					M14 reel															
					M12 reel															
8	--- Washer																			
	0-91614-514-0		3	Q40014	Inner diameter =15 Outer diameter =26	A	B					E	F							1704-
13	--- Gear - air compressor																			
	8-97430-606-1		1	1118121-CYZ14				C	D											1704-
19	--- Gear																			
	8-97431-899-0		1	3509211-D17YZ		A	B					E	F							1704-
20	--- Bolt																			
	1-09070-116-0		5		M12X39 reel	A	B					E	F							1704-
21	--- Nut																			
	0-91110-524-0		1	Q341B24T13(P=2.0)	M24			C	D											1704-
24	--- Timing indicator																			
	1-11327-017-1		1			A	B					E	F							1704-
27	--- Hose																			
	0-02117-080-0		2		(C)Inner diameter =17.5 L=80	A	B					E	F							1704-
	1-09360-784-0		1		(B)L=55			C	D											1704-
	1-09360-916-0		2		(D)	A	B					E	F							1704-
	8-97613-266-0		2		(A)			C	D											1704-

Figure No.

Index No.	Recommended grade/part name					Model applied						Date of application	I T C
	Part No.	L	Q t y .	Qingling part No.	Remarks	EXR 6W 420 height	EXR 6W 460 height	EXR 6U 380 height	EXZ 6U 380 height/reference	EXZ 6W 420 height	EXZ 6W 460 height		
						A	B	C	D	E	F		
28	--- Pipe clamp 1-09707-150-0		2		(B) Inner diameter =28.5			C	D			1704-	
	8-94466-382-0		8		(D) Inner diameter =22.7	A	B			E	F	1704-	
	8-97237-146-0		4		(A) Inner diameter =31.2			C	D			1704-	
	8-97367-985-1		1		(C) I.D.=18 L=44			C	D			1704-	
29	--- Pipe clamp 1-09701-210-0		4		(C) Inner diameter =5.5 & 17 L=28	A	B			E	F	1704-	
	1-09701-281-1		2		(B)			C	D			1704-	
	8-97603-362-1		4		(A) I.D.=24.5 L=22			C	D			1704-	
30	--- Bolt 0-28050-845-0		1	Q1840845	(B) M8X45 reel			C	D			1704-	
	0-28050-850-0		2		(A) M8X50 reel			C	D			1704-	
31	--- Air pipe 8-97431-960-0		1	3509212-D17YZ	(A)	A	B			E	F	1704-	
	8-97431-961-0		1	3509213-D17YZ	(B)	A	B			E	F	1704-	
32	--- Hard pipe 8-97431-205-1		1	3506120-CYZ14	(B)			C	D			1704-	
	8-97431-851-0		1	3506110-CYZ14	(A)			C	D			1704-	
	8-98100-020-0		1		(C)			C	D			1704-	
36	--- Seal ring 1-09623-415-0		1		Inner diameter =26.8			C	D			1704-	
	1-09623-415-0		2		Inner diameter =26.8	A	B			E	F	1704-	
40	--- Pipe clamp 1-09701-284-0		8		I.D.=17 L=17	A	B			E	F	1704-	
41	--- Bolt 0-28050-630-0		1		(A)M6X30 reel			C	D			1704-	
	0-28050-640-0		2		(B)M6X40 reel	A	B			E	F	1704-	
	8-98020-385-0		2		(C)M8X75 reel	A	B			E	F	1704-	
44	--- Nut 0-91180-208-0		2	Q32008T13F2	M8 reel	A	B			E	F	1704-	
49	--- Hard pipe 1-19193-402-0		2		(C)	A	B			E	F	1704-	
	1-19193-459-0		1		(B)	A	B			E	F	1704-	
	8-97431-852-0		1	1118128-CYZ14	(A)			C	D			1704-	

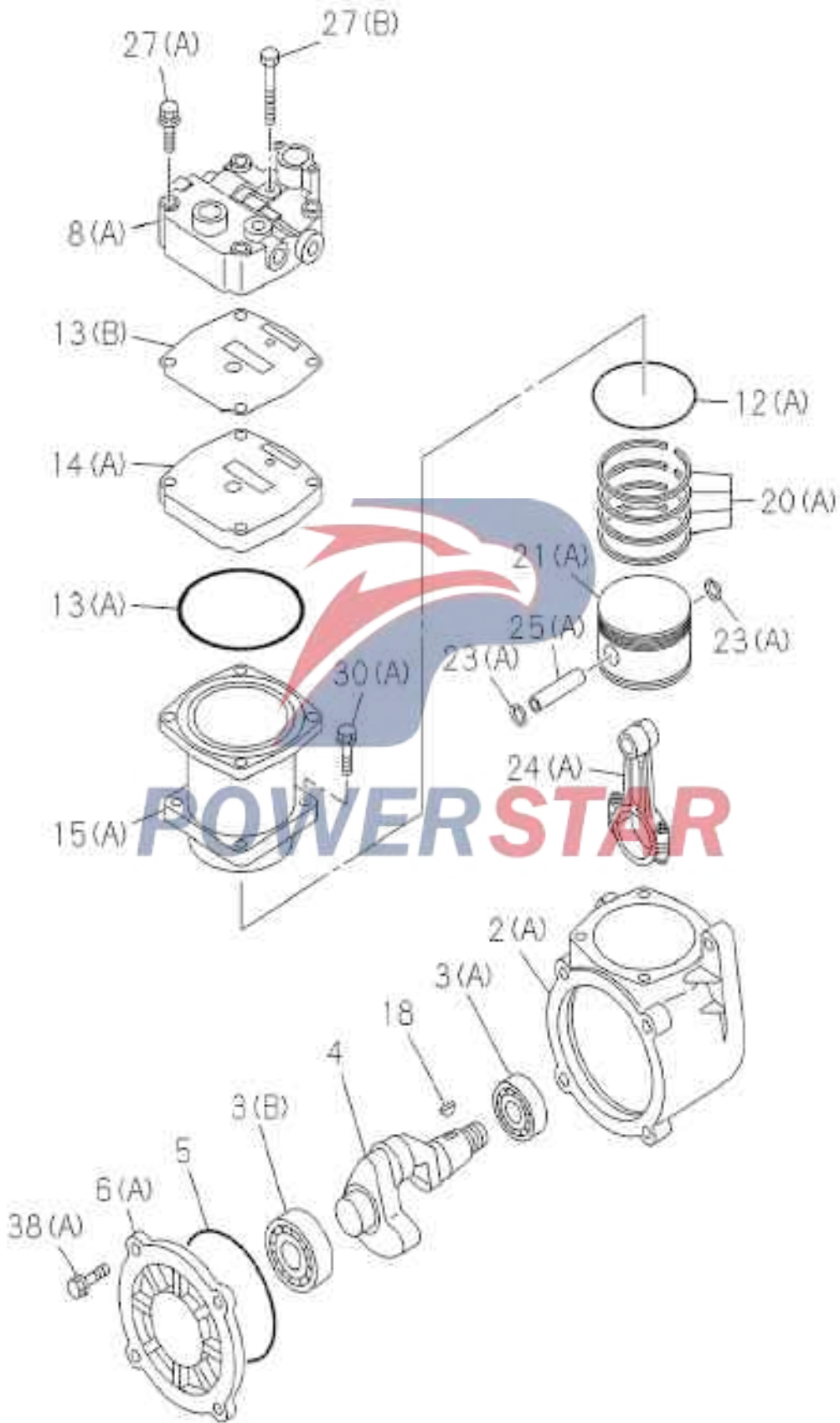
Index No.	Recommended grade/part name						Model applied						Date of application	I T C
	Part No.	L	Q t y .	Qingling part No.	Remarks	EXR 6W 420 height	EXR 6W 460 height	EXR 6U 380 height	EXZ 6U 380 height/reference	EXZ 6W 420 height	EXZ 6W 460 height			
						A	B	C	D	E	F			
51	--- Hollow bolt 1-09675-175-2 1-09675-175-2 1-09675-175-2		1 1 1		M24X39 M24X39 M24X39	A A	B B	C C	D D	E E	F F	1704- 1704- 1704-		
52	--- Gasket 9-09571-424-0 9-09571-424-0 9-09571-424-0		2 2 2		Inner diameter =24.5 Outer diameter =32 Inner diameter =24.5 Outer diameter =32 Inner diameter =24.5 Outer diameter =32	A A	B B	C C	D D	E E	F F	1704- 1704- 1704-		
53	--- Connector-air pipe 1-09654-318-1 8-98008-887-2		1 1		(B) M22&M26L=79 Straight pipe (A) M22 & M26 elbow	A A	B B	C C	D D	E E	F F	1704- 1704-		
54	--- Nut 0-91111-522-0 8-98049-390-0		1 1	Q341B22T12	(B)M22 (A)M26	A A	B B	C C	D D	E E	F F	1704- 1704-		
55	--- Spring washer 0-91510-522-0 0-91510-527-0		1 1	Q40322	(B) Inner diameter =22.5 (A) Inner diameter =27.5	A A	B B	C C	D D	E E	F F	1704- 1704-		
56	--- Support-air pipe 8-97603-937-2 8-98238-184-3		1 1		(B) (A)			C C	D D			1704- 1704-		
57	--- Bolt 0-28151-020-0		1	Q1841020	M10X20 reel			C C	D D			1704-		
77	--- Hard pipe 1-19193-460-0 8-97431-854-0		1 1		(B) (A)	A A	B B	C C	D D	E E	F F	1704- 1704-		
78	--- Support--adjuster 1-13729-095-0 8-97605-218-1 8-98285-800-0		1 1 1		(C) (B) (A)	A A	B B	C C	D D	E E	F F	1704- 1704- 1704-		
79	--- Bolt 1-09675-086-0 9-09906-173-1		2 1		(B) (A)	A A	B B	C C	D D	E E	F F	1704- 1704-		
80	--- Gasket 1-09630-141-0 1-09630-141-0 8-98231-393-1		2 2 1		(B)Inner diameter =14.2 Outer diameter =25 (B)Inner diameter =14.2 Outer diameter =25 (A)Inner diameter =10.6	A A	B B	C C	D D	E E	F F	1704- 1704- 1704-		
87	--- Bolt 0-28151-020-0		2	Q1841020	M10X20 reel	A A	B B			E E	F F	1704-		

0-38		Engine-side air compressor pipeline														
Figure No.																
Index No.	Recommended grade/part name										Date of application	I T C				
	Part No.	L	Q	t	y	Qingling part No.	Remarks	Model applied								
								EXR 6W 420 height	EXR 6W 460 height	EXR 6U 380 height			EXZ 6U 380 height/reference	EXZ 6W 420 height	EXZ 6W 460 height	
A								B	C	D	E	F				
92	Nut		1			Q351C12	M12			C	D			1704-		
110	Pipe clamp		2				(C)	A	B				E	F	1704-	
	1-09701-240-0		2				Inner diameter =5.5 & 5.5									
	1-09701-284-0		2				(B)			C	D				1704-	
	8-98029-953-1		2				I.D.=17 L=17									
							(A)			C	D				1704-	
							I.D.=5.5 L=10.5									
113	Bolt		1			Q1840845	M8X45 reel			C	D			1704-		
115	Bolt		1				(B)M6X30 reel	A	B				E	F	1704-	
	0-28050-630-0		1				(C)M10X20 reel	A	B				E	F	1704-	
	0-28151-020-0		2			Q1841020	(A)M8X25 reel			C	D				1704-	
	0-28650-825-0		2			Q1840825										
116	Support-air chamber		1				Separate part, included in assembly	A	B				E	F	1704-	
	1-19199-221-0		1				Separate part, included in assembly	A	B				E	F	1704-	
	1-19199-412-0		1				(A)			C	D				1704-	
	8-97605-948-0		1				(B)			C	D				1704-	
	8-98052-306-0		1				(D)	A	B				E	F	1704-	
	8-98157-648-0		1													
127	Nut		1			Q351C12	M12	A	B				E	F	1704-	
128	Spring washer		1			Q40312	Inner diameter =12.2			C	D				1704-	
	0-91510-512-0		1			Q40312	Inner diameter =12.2	A	B				E	F	1704-	
171	Connector		1				M12 L=62.5	A	B				E	F	1704-	
174	Bolt		2			Q1840816	M8X16 reel			C	D				1704-	
176	Bolt		1				M10X130 reel	A	B				E	F	1704-	
193	Bolt		2			Q1840820	(B)M8X20 reel			C	D				1704-	
	0-28050-820-0		3				(A)M10X35 reel			C	D				1704-	
	0-28751-035-0															
202	Connector		1				M12 L=62.5			C	D				1704-	
213	Pin		1				Outer diameter =5 L=10	A	B				E	F	1704-	
221	Washer		1				Inner diameter =25			C	D				1704-	
	0-91614-624-0															

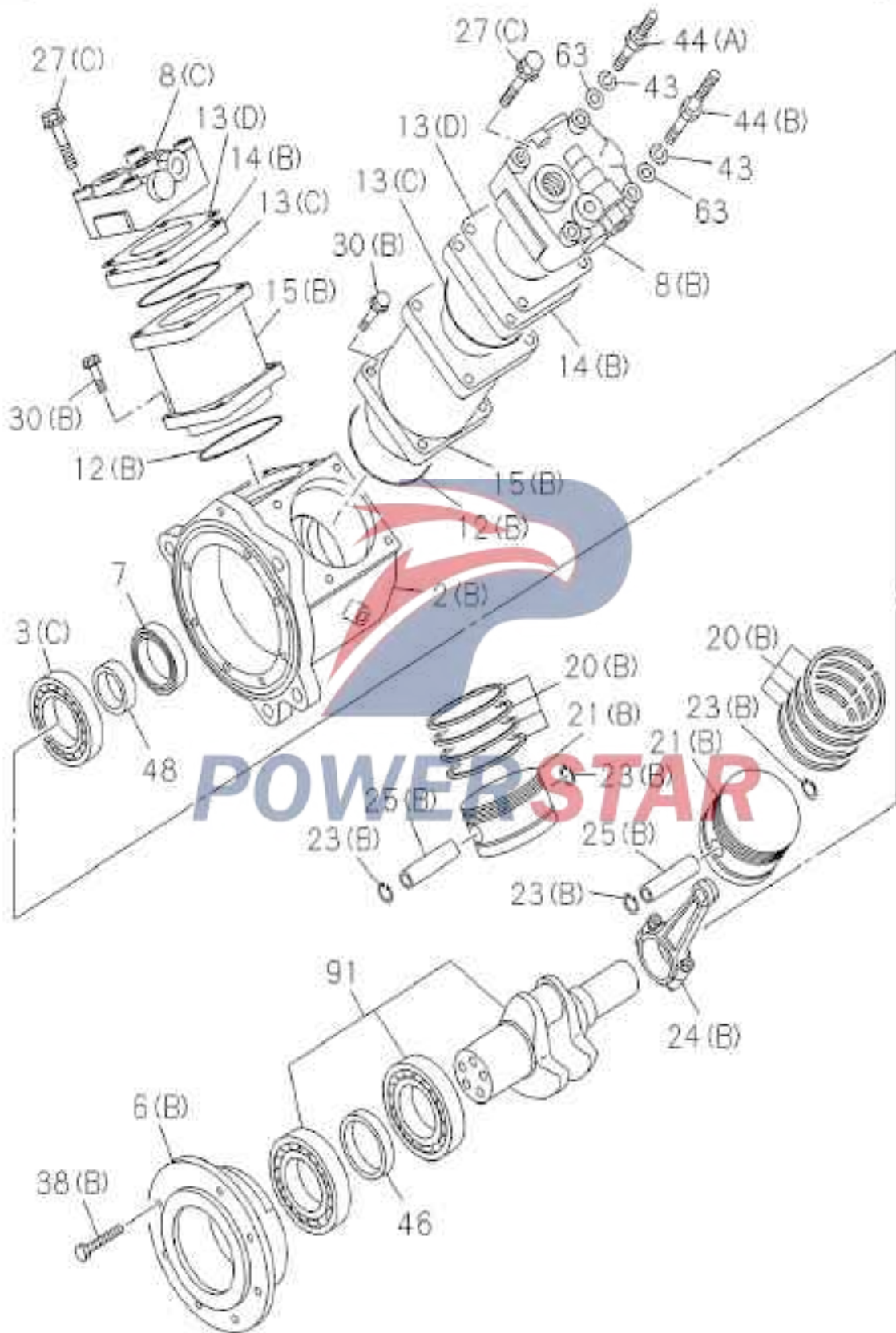
0-38		Engine-side air compressor pipeline																			
Figure No.																					
Index No.	Recommended grade/part name										Date of application	I T C									
	Part No.	L R	Q t y .	Qingling part No.	Remarks	Model applied															
						EXR 6W 420 height	EXR 6W 460 height	EXR 6U 380 height	EXZ 6U 380 height/reference	EXZ 6W 420 height			EXZ 6W 460 height								
A	B	C	D	E	F																
274	---	Bolt																			
		0-28050-820-0		2	Q1840820	M8X20 reel	A	B				E	F	1704-							
		0-28050-820-0		2	Q1840820	M8X20 reel	A	B				E	F	1704-							
289	---	Bracket																			
		8-97430-224-2		1	3724147-CYZ14					C	D			1704-							



Figure No.

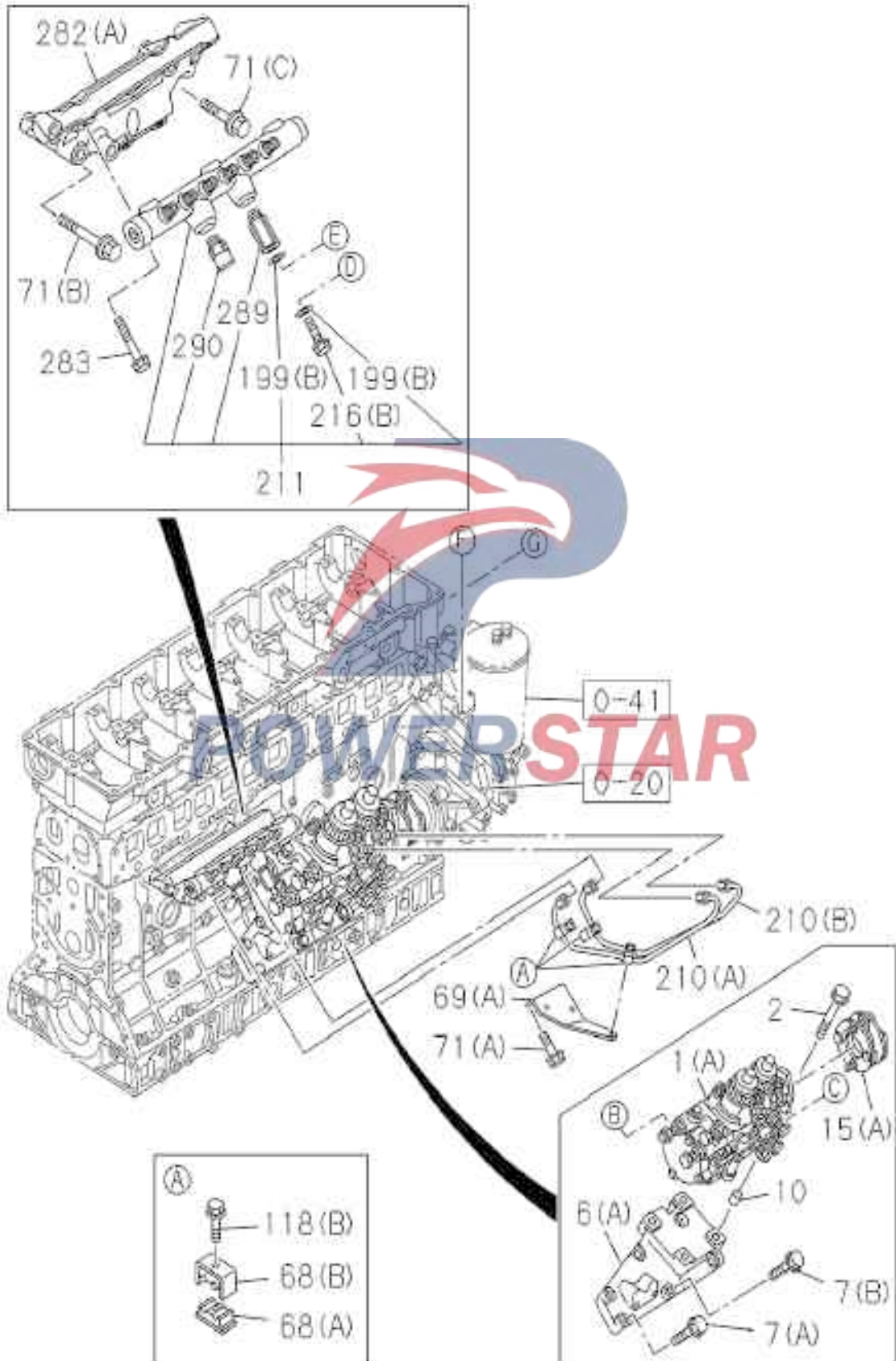


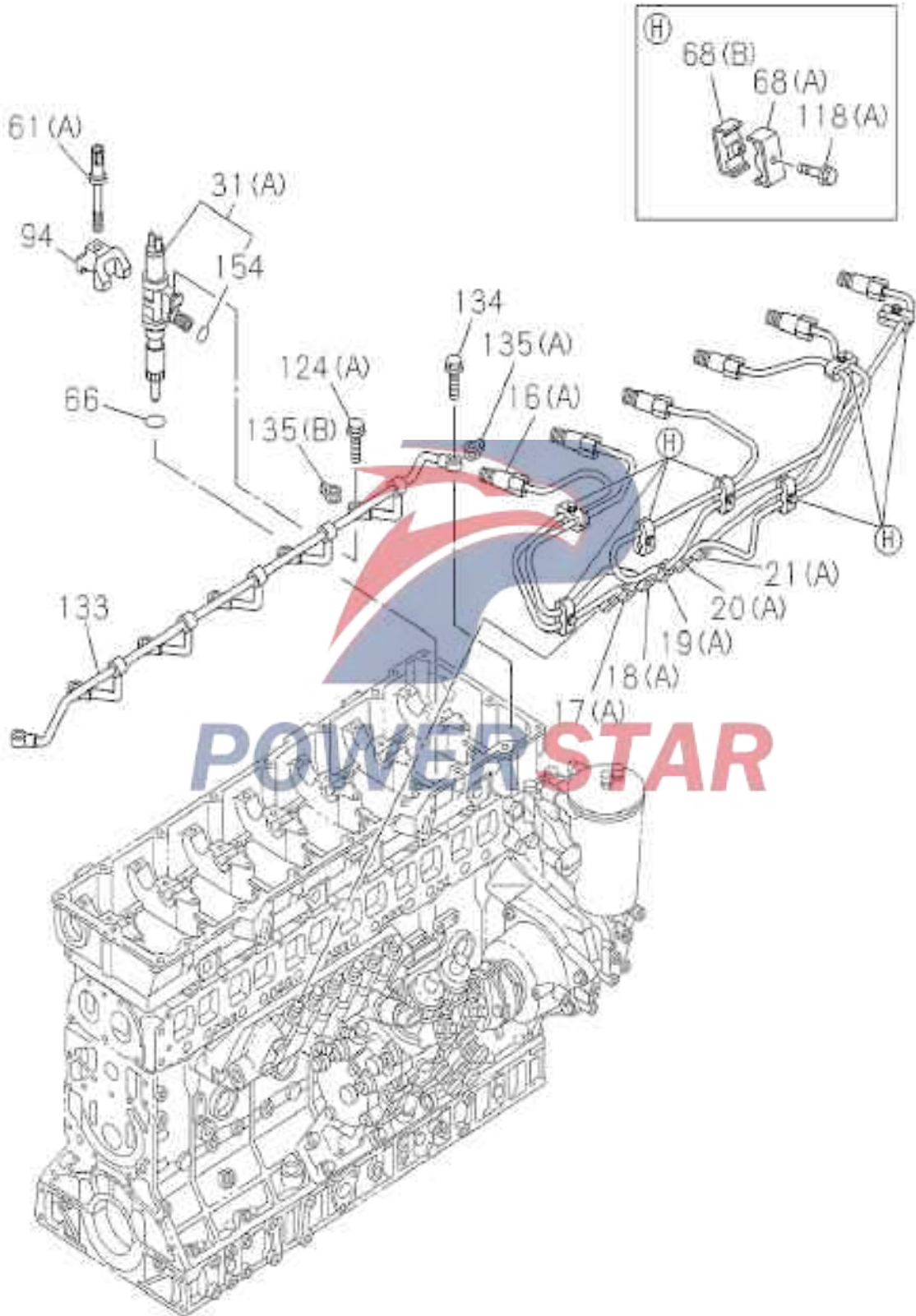
Qty.

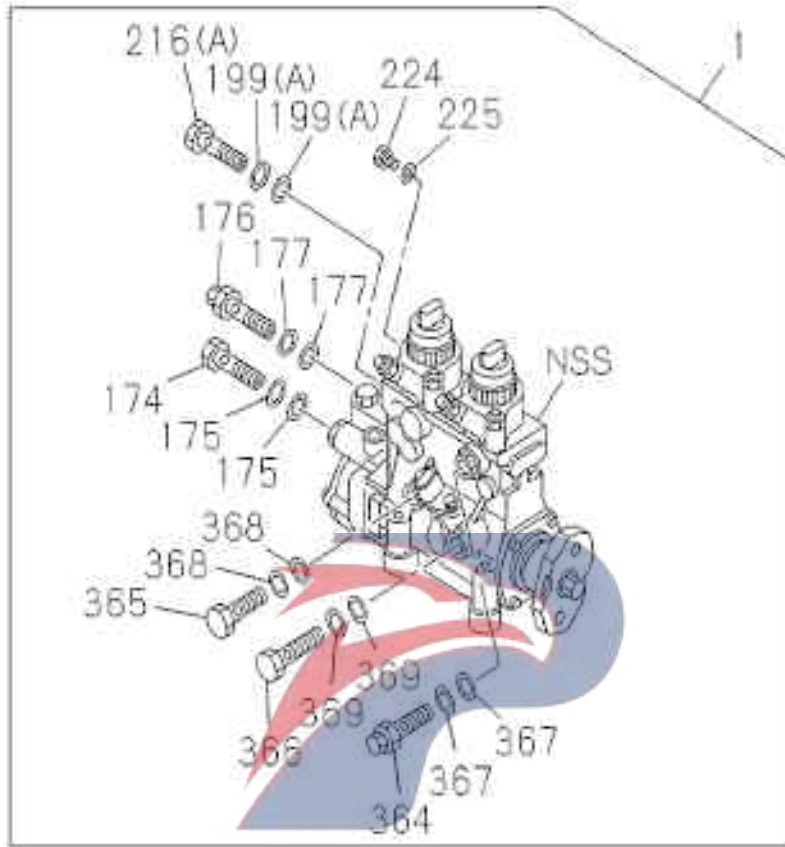


0-39		Brake air compressor												
Figure No.														
Index No	Recommended grade/part name										Date of application	ITC		
	Part No.	L	R	Qty.	Qingling part No.	Remarks	Model applied							
							EXR 6W 420 height	EXR 6W 460 height	EXR 6U 380 height	EXZ 6U 380 height/reference			EXZ 6W 420 height	EXZ 6W 460 height
							A	B	C	D			E	F
2	--- CRANKCASE; AIR CMPR													
	TBD			1		(B)	A	B			E	F	1704-	
	TBD			1		(A)			C	D			1704-	
3	--- BEARING; AIR CMPR													
	TBD			1		(C)	A	B			E	F	1704-	
	TBD			1		(B)			C	D			1704-	
	TBD			1		(A)			C	D			1704-	
4	--- CRANKSHAFT; AIR CMPR													
	TBD			1					C	D			1704-	
5	--- GASKET; AIR CMPR													
	TBD			1					C	D			1704-	
6	--- COVER ASM; BRG,AIR CMI													
	TBD			1		(B)	A	B			E	F	1704-	
	TBD			1		(A)			C	D			1704-	
7	--- Sealing piece													
	TBD			1			A	B			E	F	1704-	
8	--- HEAD ASM; CYL,AIR CMPR													
	TBD			1		(C)	A	B			E	F	1704-	
	TBD			1		(B)	A	B			E	F	1704-	
	TBD			1		(A)			C	D			1704-	
12	--- GASKET; AIR CMPR													
	TBD			1		(A)			C	D			1704-	
	TBD			2		(B)	A	B			E	F	1704-	
13	--- GASKET; AIR CMPR													
	TBD			1		(A)			C	D			1704-	
	TBD			2		(D)	A	B			E	F	1704-	
	TBD			1		(B)			C	D			1704-	
	TBD			2		(C)	A	B			E	F	1704-	
14	--- PLATE; AIR CMPR													
	TBD			1		(A)			C	D			1704-	
	TBD			2		(B)	A	B			E	F	1704-	
15	--- CYLINDER; AIR CMPR													
	TBD			2		(B)	A	B			E	F	1704-	
	TBD			1		(A)			C	D			1704-	
18	--- KEY; AIR CMPR													
	TBD			1					C	D			1704-	
20	--- RING KIT; PISTON,AIR CMPR													
	TBD			2		(B)	A	B			E	F	1704-	
	TBD			1		(A)			C	D			1704-	
21	--- PISTON; AIR CMPR													
	TBD			2		(B)	A	B			E	F	1704-	
	TBD			1		(A)			C	D			1704-	

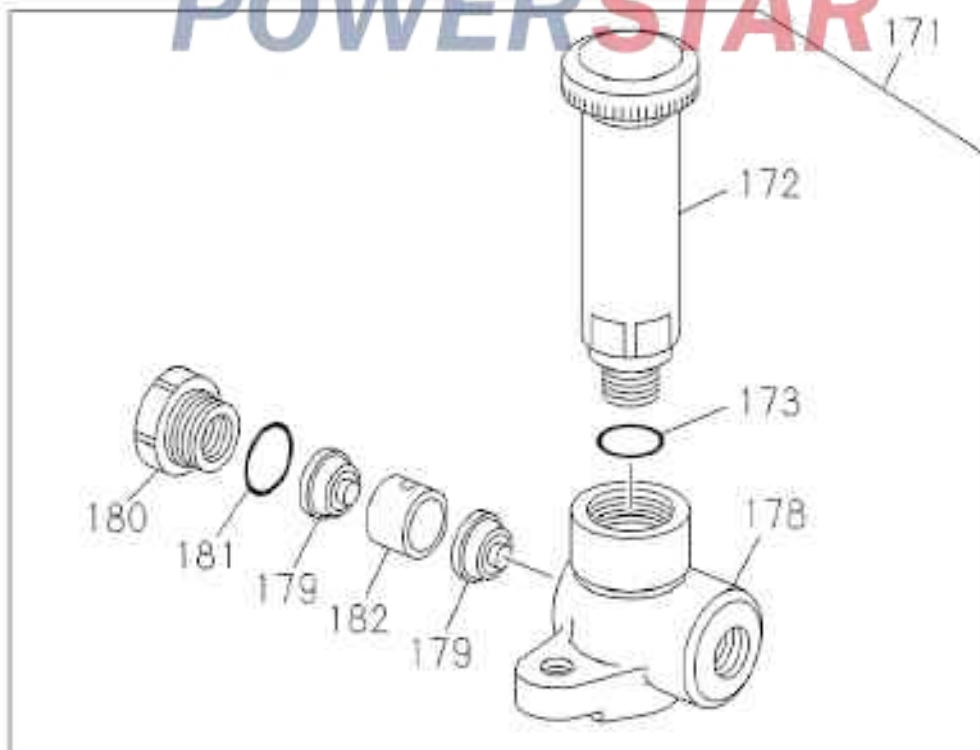
0-39		Brake air compressor												
Figure No.														
Index No	Recommended grade/part name										Date of application	ITC		
	Part No.	L	R	Qty.	Qingling part No.	Remarks	Model applied							
							EXR 6W 420 height	EXR 6W 460 height	EXR 6U 380 height	EXZ 6U 380 height/reference			EXZ 6W 420 height	EXZ 6W 460 height
A	B	C	D	E	F									
23	--- RING; SNAP,PISTON,AIR CMPR													
	TBD			2		(A)			C	D		1704-		
	TBD			4		(B)	A	B			E	F	1704-	
24	--- ROD ASM; CONN,AIR CMPR													
	TBD			1		(A)			C	D		1704-		
	TBD			2		(B)	A	B			E	F	1704-	
25	--- PIN; PISTON,AIR CMPR													
	TBD			2		(B)	A	B			E	F	1704-	
	TBD			1		(A)			C	D		1704-		
27	--- BOLT; HD													
	TBD			1		(B)			C	D		1704-		
	TBD			4		(A)			C	D		1704-		
	TBD			6		(C)	A	B			E	F	1704-	
						M10X75								
30	--- BOLT; CYL TO CRANKCASE													
	TBD			4		(A)			C	D		1704-		
						M10X30								
	TBD			8		(B)	A	B			E	F	1704-	
						M10X25								
38	--- BOLT; COVER FIX													
	TBD			4		(A)			C	D		1704-		
						M10X30								
	TBD			7		(B)	A	B			E	F	1704-	
43	--- Washer													
	TBD			2		Inner diameter =10.2	A	B			E	F	1704-	
44	--- STUD; CYL HD,AIR CMPR													
	TBD			1		(A)	A	B			E	F	1704-	
	TBD			1		(B)	A	B			E	F	1704-	
46	--- Water pump bearing spacer													
	TBD			1			A	B			E	F	1704-	
48	--- Mesh sleeve													
	TBD			1			A	B			E	F	1704-	
63	--- Washer													
	TBD			2		Inner diameter =10.5 Outer diameter =18	A	B			E	F	1704-	
91	--- Drive shaft assembly													
	TBD			1			A	B			E	F	1704-	

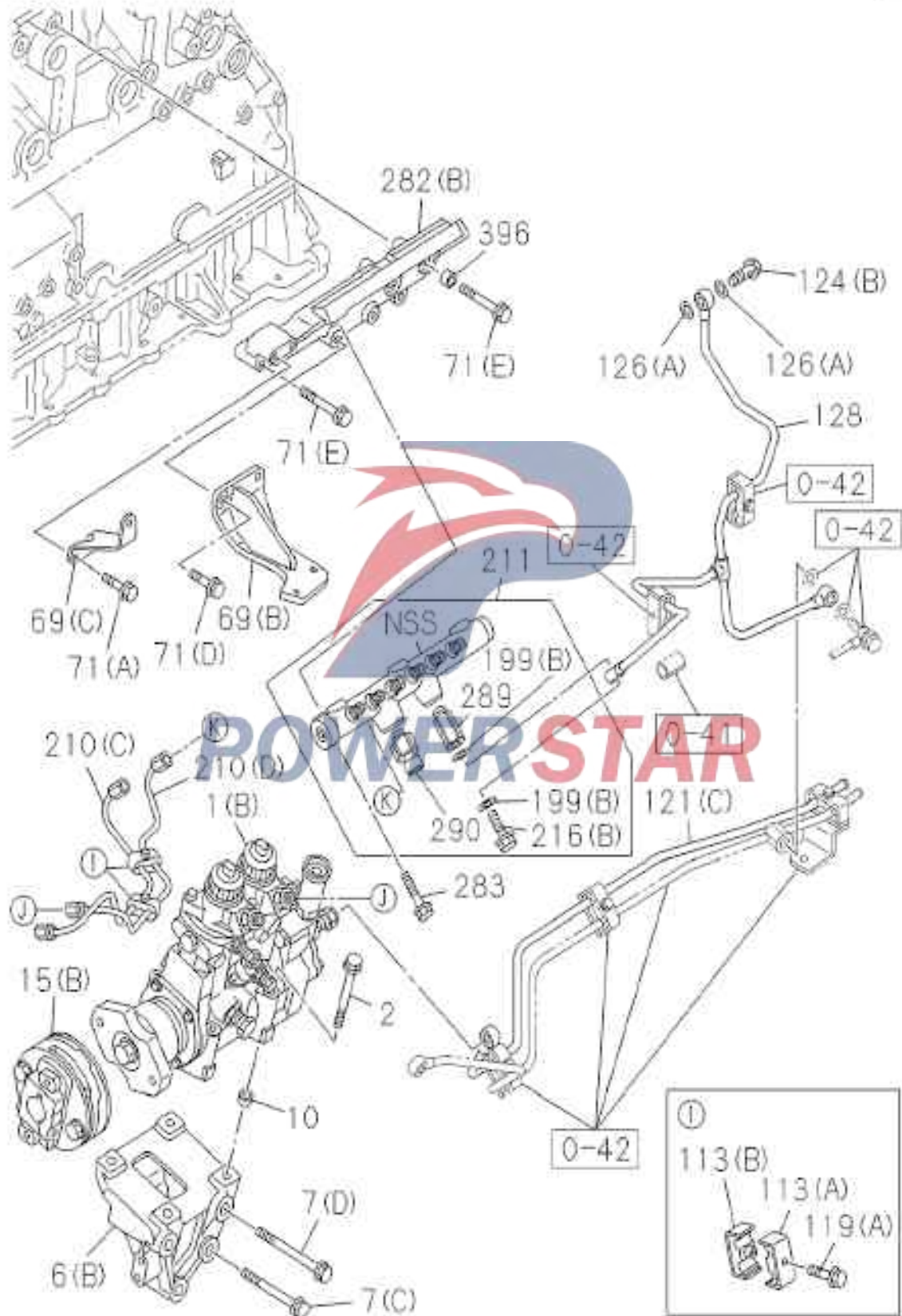


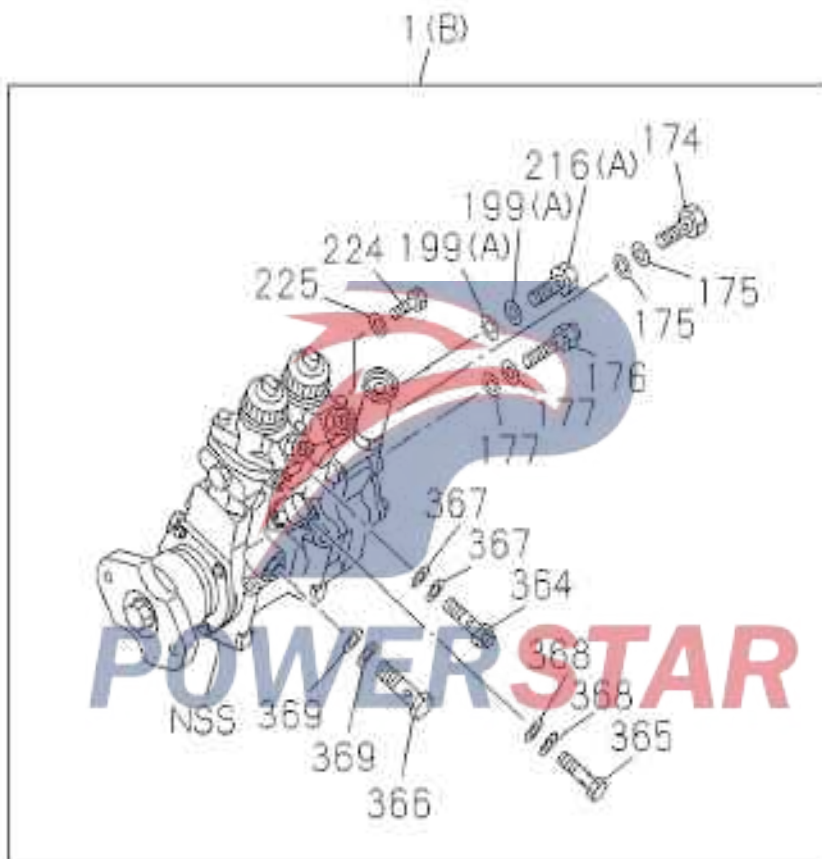




POWERSTAR







0-40		Fuel injection system																		
Figure No.																				
Index No.	Recommended grade/part name										Date of application	I T C								
	Part No.	L	Q	Qingling part No.	Remarks	Model applied														
						EXR 6W 420 height	EXR 6W 460 height	EXR 6U 380 height	EXZ 6U 380 height/reference	EXZ 6W 420 height			EXZ 6W 460 height							
A	B	C	D	E	F															
1	Oil injection pump																			
	8-97431-885-0		1	1011210-D17YZ	(B)	A	B			E	F	1704-								
	8-98176-117-2		1	1021110-CYZ14	(A)			C	D			1704-								
2	Bolt																			
	0-28060-890-0		4		M8X90 reel			C	D			1704-								
	0-28060-890-0		4		M8X90 reel	A	B			E	F	1704-								
6	Support-fuel injection pump																			
	1-19751-179-0		1		(B)	A	B			E	F	1704-								
	8-97430-588-0		1	1021133-CYZ14	(A)			C	D			1704-								
7	Bolt																			
	0-28151-240-0		4		(A)			C	D			1704-								
					M12X40 reel															
	0-28151-270-0		2	Q1841270	(B)			C	D			1704-								
					M12X70 reel															
	0-28951-490-0		2		(C)	A	B			E	F	1704-								
	0-28956-412-0		2		(D)	A	B			E	F	1704-								
					M14X90 reel															
					M14X120 reel															
10	Locating sleeve--oil injection pump																			
	1-11229-012-1		2					C	D			1704-								
	1-11229-012-1		2			A	B			E	F	1704-								
15	Coupler assembly																			
	8-97430-633-0		1	1021120-CYZ14	(A)			C	D			1704-								
	8-97431-931-0		1	1011220-D17YZ	(B)	A	B			E	F	1704-								
16	High-pressure oil pipe of 1st cylinder																			
	8-98170-931-0		1		(A)			C	D			1704-								
	8-98209-759-0		1		(B)	A	B			E	F	1704-								
17	High-pressure oil pipe of 2nd cylinder																			
	8-98170-932-0		1		(A)			C	D			1704-								
	8-98209-763-0		1		(B)	A	B			E	F	1704-								
18	High-pressure oil pipe of 3rd cylinder																			
	8-98170-933-0		1		(A)			C	D			1704-								
	8-98209-764-0		1		(B)	A	B			E	F	1704-								
19	High-pressure oil pipe of 4th cylinder																			
	8-98170-934-0		1		(A)			C	D			1704-								
	8-98209-765-0		1		(B)	A	B			E	F	1704-								
20	High-pressure oil pipe of 5th cylinder																			
	8-98170-935-0		1		(A)			C	D			1704-								
	8-98209-766-0		1		(B)	A	B			E	F	1704-								
21	High-pressure oil pipe of 6th cylinder																			
	8-98170-936-0		1		(A)			C	D			1704-								
	8-98209-767-0		1		(B)	A	B			E	F	1704-								

Index No.	Recommended grade/part name					Model applied						Date of application	I T C	
	Part No.	L R	Q t y .	Qingling part No.	Remarks	EXR 6W 420 height	EXR 6W 460 height	EXR 6U 380 height	EXZ 6U 380 height/reference	EXZ 6W 420 height	EXZ 6W 460 height			
						A	B	C	D	E	F			
31	Oil injector assembly													
	8-97431-888-0		6	1012210-D17YZ	(A)	A	B			E	F	1704-		
	8-97432-713-0		6	1021160-D15YR	(B)			C	D			1704-		
58	Support-fuel injector													
	8-97603-469-0		6							E	F	1704-		
61	Bolt- Bracket													
	1-09070-121-0		6		(B)	A	B			E	F	1704-		
	8-97603-301-0		6		(A) M8X60			C	D			1704-		
66	Gasket--oil injector													
	8-97216-082-0		6		Inner diameter =10			C	D			1704-		
	8-97216-082-0		6		Inner diameter =10	A	B			E	F	1704-		
68	Pipe clamp													
	8-97330-118-3		10		(A) Inner diameter =7 & 7 L=22			C	D			1704-		
	8-97330-119-3		10		(B) Inner diameter =7 & 7 L=22			C	D			1704-		
69	Bracket													
	8-98098-855-0		1		(C)	A	B			E	F	1704-		
	8-98175-342-0		1		(A)			C	D			1704-		
	8-98270-829-1		1		(B)	A	B			E	F	1704-		
71	Bolt													
	0-2805-0820-0		2	Q1840820	(A) M8X20 reel			C	D			1704-		
	0-2805-0820-0		2	Q1840820	(A) M8X20 reel	A	B			E	F	1704-		
	0-2815-1025-0		2		(D) M10X25 reel	A	B			E	F	1704-		
	0-2815-1040-0		1		(C) M10X40 reel			C	D			1704-		
	0-2815-1060-0		3		(B) M10X60 reel			C	D			1704-		
	0-2815-1060-0		3		(E) M10X60 reel	A	B			E	F	1704-		
87	Bolt													
	0-2865-0825-0		2	Q1840825	M8X25 reel			C	D			1704-		
94	Support--fuel injector													
	1-15337-028-0		6					C	D			1704-		
113	Pipe clamp													
	8-97330-118-3		12		(A)Inner diameter =7 & 7 L=22	A	B			E	F	1704-		
	8-97330-119-3		12		(B)Inner diameter =7 & 7 L=22	A	B			E	F	1704-		

Figure No.

Recommended grade/part name

Index No	Part No.	L R	Q t y .	Qingling part No.	Remarks	Model applied						Date of application	I T C	
						EXR 6W 420 height	EXR 6W 460 height	EXR 6U 380 height	EXZ 6U 380 height/reference	EXZ 6W 420 height	EXZ 6W 460 height			
						A	B	C	D	E	F			
118	--- Bolt													
	0-2865-0630-0		7	Q1840630	(A) M6X30 reel			C	D				1704-	
	0-2865-0635-0		3		(B) M6X35 reel			C	D				1704-	
119	--- Bolt													
	0-2805-0630-0		10		(B) M6X30 reel	A	B			E	F		1704-	
	0-2805-0640-0		2		(A) M6X40 reel	A	B			E	F		1704-	
121	--- Fuel inlet pipe assembly--oil injection pump													
	8-97606-231-0		1		(A)			C	D				1704-	
	8-97606-232-0		1		(B)			C	D				1704-	
	8-98210-488-0		1		(C)	A	B			E	F		1704-	
124	--- Hollow bolt--oil injector													
	1-09675-037-1		6		(A) M8X18			C	D				1704-	
	1-09675-037-1		6		(A) M8X18	A	B			E	F		1704-	
	1-09675-086-0		1		(B) M14X27			C	D				1704-	
	1-09675-086-0		1		(B) M14X27	A	B			E	F		1704-	
	8-98037-826-0		1		(D) M12X27	A	B			E	F		1704-	
	8-98037-829-0		1		(C) M14X43			C	D				1704-	
126	--- Gasket--hollow bolt													
	1-09630-141-0		3		(A) Inner diameter =14.2 Outer diameter =25			C	D				1704-	
	1-09630-141-0		2		(A) Inner diameter =14.2 Outer diameter =25	A	B			E	F		1704-	
	8-98065-990-0		1		(E) Inner diameter =14.2 Outer diameter =20	A	B			E	F		1704-	
	8-98065-992-0		6		(C) Inner diameter =8.3 Outer diameter =15.0	A	B			E	F		1704-	
	8-98065-993-0		1		(D) Inner diameter =12.6	A	B			E	F		1704-	
	8-98340-724-0		1		(B) Inner diameter =14.2 Outer diameter =21			C	D				1704-	
128	--- Fuel pipe assembly													
	8-98247-264-0		1			A	B			E	F		1704-	

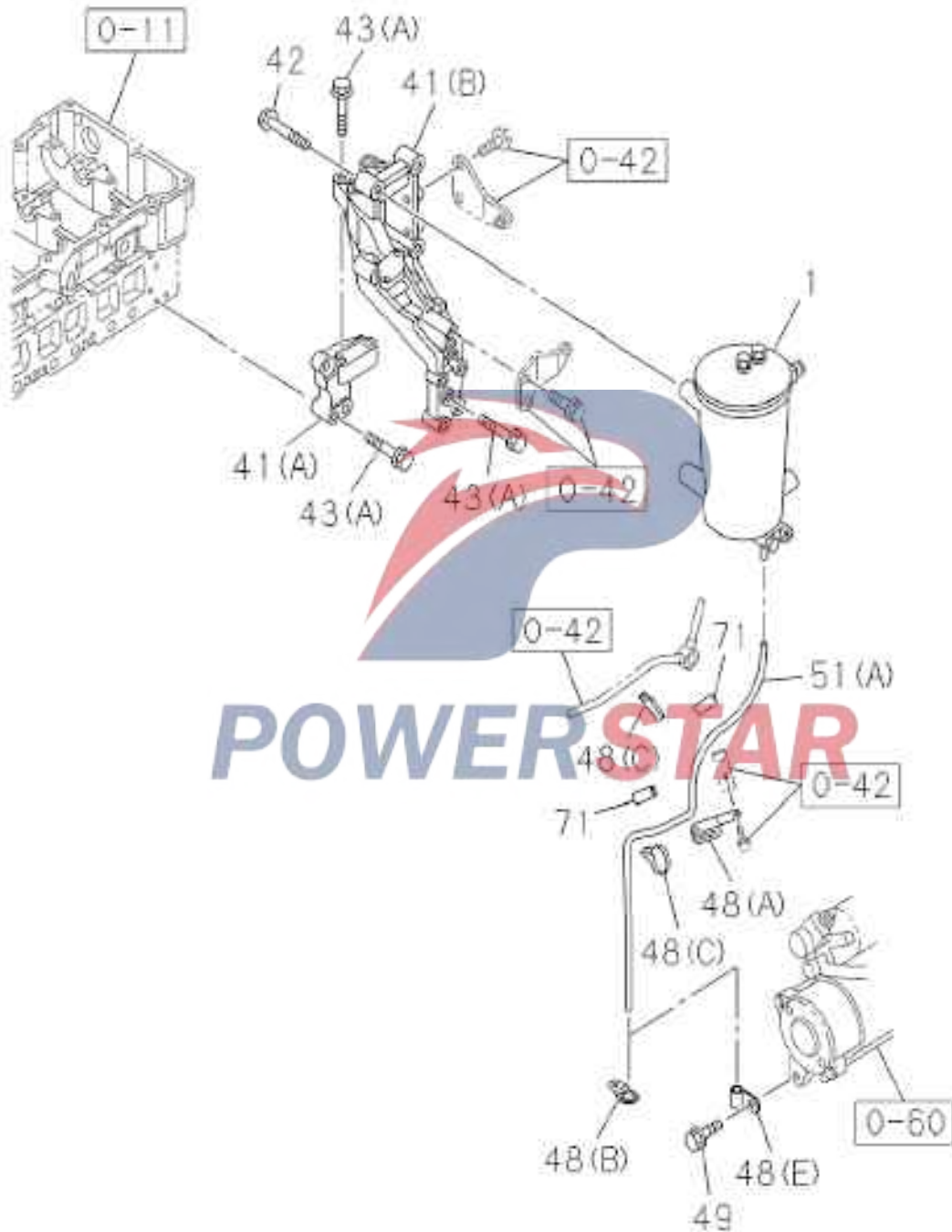
Index No.	Recommended grade/part name					Model applied						Date of application	I T C
	Part No.	L R	Q t y .	Qingling part No.	Remarks	EXR 6W 420 height	EXR 6W 460 height	EXR 6U 380 height	EXZ 6U 380 height/reference	EXZ 6W 420 height	EXZ 6W 460 height		
						A	B	C	D	E	F		
133	Fuel pipe assembly--fuel return to fuel injector 8-97603-112-0		1					C	D			1704-	
134	Hollow bolt--booster's oil inlet pipe 8-98037-826-0		1		M12X27			C	D			1704-	
135	Gasket--oil return to oil injector 8-98065-992-0		6		(B) Inner diameter =8.3 Outer diameter =15.0			C	D			1704-	
	8-98065-993-0		1		(A) Inner diameter =12.6			C	D			1704-	
137	Fuel pipe assembly 8-97617-161-0		1			A	B			E	F	1704-	
154	Connector gasket / connector gasket 0-9569-0111-0		6		Inner diameter =11.0			C	D			1704-	
	0-9569-0111-0		6		Inner diameter =11.0	A	B			E	F	1704-	
171	Manual pump assembly 8-97430-653-0		1	1021134-CYZ14				C	D			1704-	
172	Fuel feed pump starter pump 1-15761-013-0		1					C	D			1704-	
173	Fuel feed pump starter pump gasket 1-15769-030-0		1					C	D			1704-	
174	Feed pump outlet opening eyelet bolt 5-15759-003-0		1		M14X26			C	D			1704-	
	5-15759-003-0		1		M14X26	A	B			E	F	1704-	
175	Fuel feed pump outlet eyelet bolt gasket 1-15619-507-0		2					C	D			1704-	
	1-15619-507-0		2			A	B			E	F	1704-	
176	Supply pump swing bolt 1-15619-509-0		1			A	B			E	F	1704-	
	5-15759-002-0		1					C	D			1704-	
177	Supply pump swing bolt 1-15619-507-0		2					C	D			1704-	
	1-15619-507-0		2			A	B			E	F	1704-	
178	Supply pump swing bolt 1-15769-024-0		1					C	D			1704-	
179	Feed pump check valve 1-15769-027-0		2					C	D			1704-	
180	Fuel pump eyelet bolt adapter 1-15769-031-0		1					C	D			1704-	
181	Adapter gasket / joint gasket 1-15769-029-0		1					C	D			1704-	
182	Valve bushings 1-15769-028-0		1					C	D			1704-	

0-40		Fuel injection system											
Figure No.													
Index No.	Recommended grade/part name										Date of application	I T C	
	Part No.	L R	Q t y .	Qingling part No.	Remarks	Model applied							
						EXR 6W 420 height	EXR 6W 460 height	EXR 6U 380 height	EXZ 6U 380 height/reference	EXZ 6W 420 height			EXZ 6W 460 height
A	B	C	D	E	F								
199	---	Eyelet bolt gasket											
		1-15619-507-0		2		(A)			C	D		1704-	
		1-15619-507-0		2		(A)	A	B			E F	1704-	
		8-97602-218-0		2		(B)			C	D		1704-	
		8-97602-218-0		2		(B)	A	B			E F	1704-	
210	---	Hard pipe assembly											
		8-98170-937-1		1		(A)			C	D		1704-	
		8-98170-938-1		1		(B)			C	D		1704-	
		8-98209-654-0		1		(C)	A	B			E F	1704-	
		8-98209-655-0		1		(D)	A	B			E F	1704-	
211	---	Common-rail pipe assembly											
		8-97622-718-2		1	1021140-CYZ14				C	D		1704-	
		8-97622-718-2		1	1021140-CYZ14		A	B			E F	1704-	
216	---	Eyelet bolt											
		5-15759-003-0		1		(A) M14X26			C	D		1704-	
		5-15759-003-0		1		(A) M14X26	A	B			E F	1704-	
		8-98043-033-0		1		(B) M10X23			C	D		1704-	
		8-98043-033-0		1		(B) M10X23	A	B			E F	1704-	
224	---	Oil injection pump screw plug											
		1-15619-500-0		1					C	D		1704-	
		1-15619-500-0		1			A	B			E F	1704-	
225	---	Oil injection pump screw plug											
		1-15619-502-0		1					C	D		1704-	
		1-15619-502-0		1			A	B			E F	1704-	
282	---	Bracket											
		8-97432-712-0		1	1021131-D15YR	(A)			C	D		1704-	
		8-98098-852-0		1		(B)	A	B			E F	1704-	
283	---	Bolt											
		0-2815-1050-0		2		M10X50 reel			C	D		1704-	
		0-2815-1050-0		2		M10X50 reel	A	B			E F	1704-	
284	---	Connector											
		1-15419-525-2		1			A	B			E F	1704-	
289	---	Fuel pressure limiter											
		8-97431-228-0		1					C	D		1704-	
		8-97431-228-0		1			A	B			E F	1704-	
290	---	Pressure sensor											
		8-98181-616-0		1					C	D		1704-	
		8-98181-616-0		1			A	B			E F	1704-	

0-40		Fuel injection system											
Figure No.													
Index No.	Recommended grade/part name										Date of application	I T C	
	Part No.	L R	Q t y .	Qingling part No.	Remarks	Model applied							
						EXR 6W 420 height	EXR 6W 460 height	EXR 6U 380 height	EXZ 6U 380 height/reference	EXZ 6W 420 height			EXZ 6W 460 height
A	B	C	D	E	F								
364	---	Fuel injection relief valve											
		1-15619-496-0		1					C	D		1704-	
		1-15619-496-0		1		A	B				E	F	1704-
365	---	Oil inlet eyelet bolt											
		9-88130-088-0		1				C	D			1704-	
		9-88130-088-0		1		A	B				E	F	1704-
366	---	Oil outlet eyelet bolt											
		1-15619-497-0		1		A	B				E	F	1704-
		1-15619-513-0		1				C	D				1704-
367	---	Relief valve gasket											
		1-15619-501-0		2				C	D			1704-	
		1-15619-501-0		2		A	B				E	F	1704-
368	---	Oil inlet eyelet bolt gasket											
		1-15619-508-0		2				C	D			1704-	
		1-15619-508-0		2		Inner diameter =10.2 Outer diameter =15.2	A	B			E	F	1704-
						Inner diameter =10.2 Outer diameter =15.2							
369	---	Oil outlet eyelet bolt gasket											
		1-15619-504-0		2		A	B				E	F	1704-
		1-15619-507-0		2				C	D				1704-
396	---	Locating sleeve--oil injection pump											
		1-13119-004-0		2			A	B			E	F	1704-

0-41 Fuel filter and bracket -6U

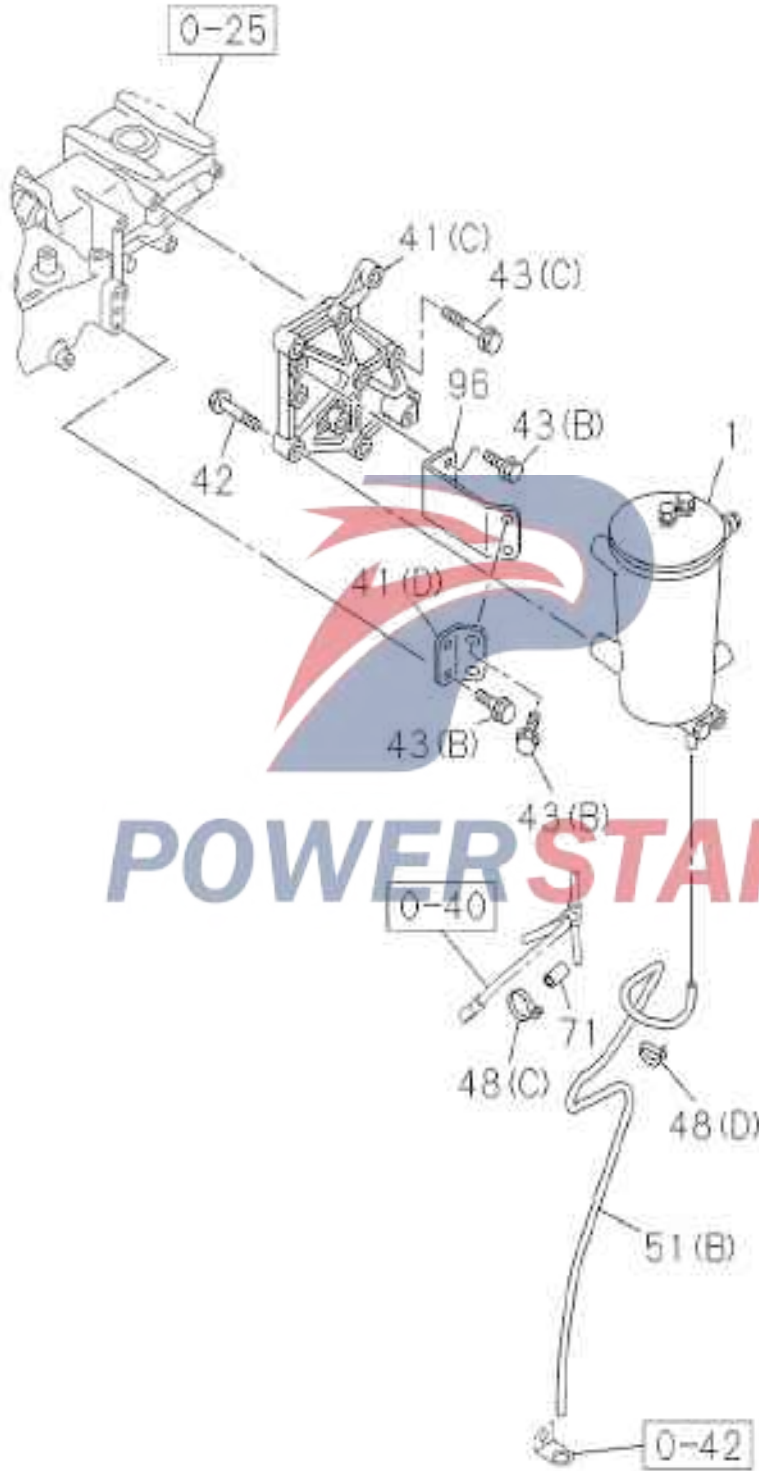
Figure No.



0-41 Fuel filter and bracket -6W

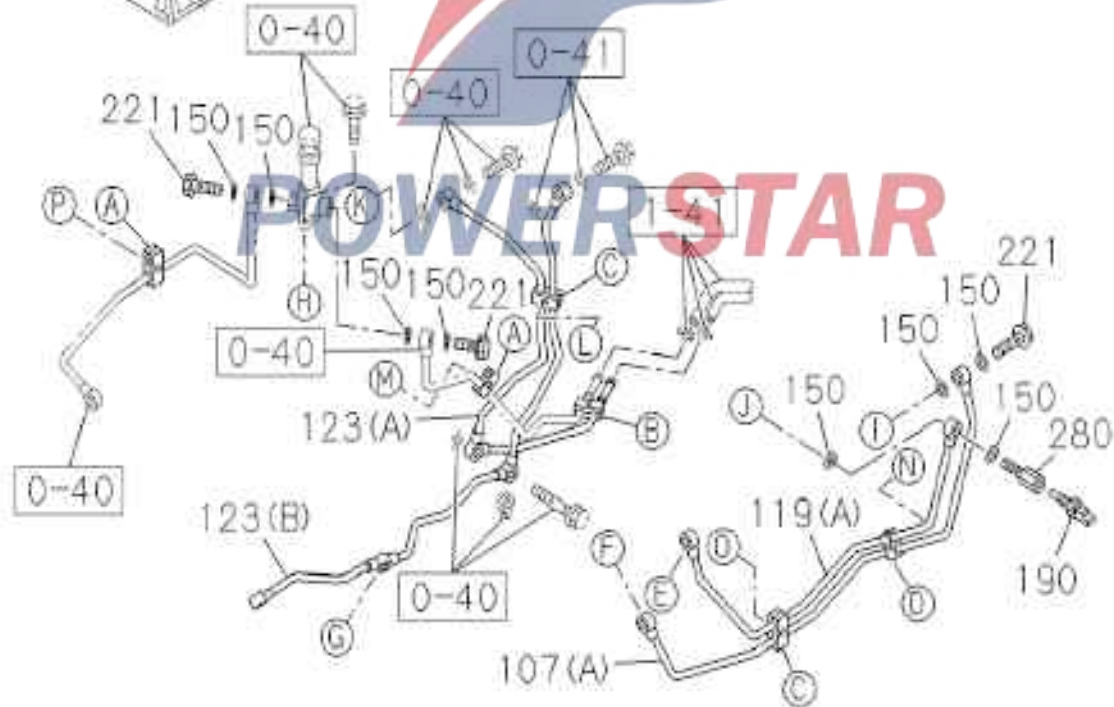
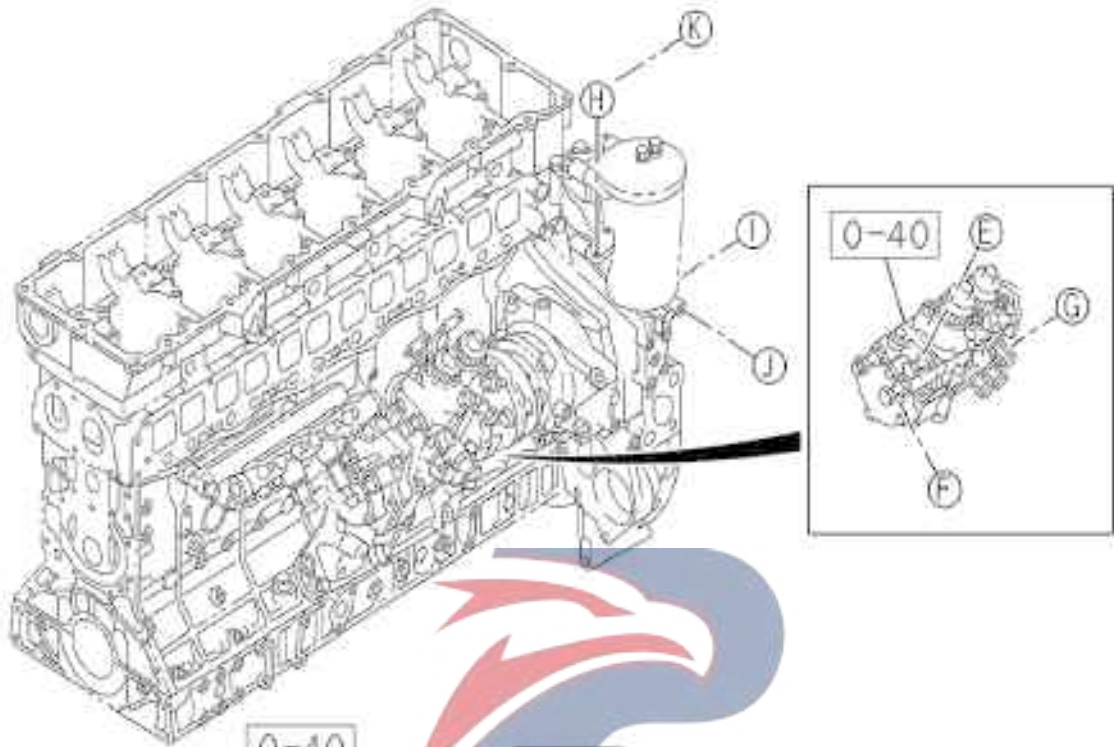
Figure No.

Qty.



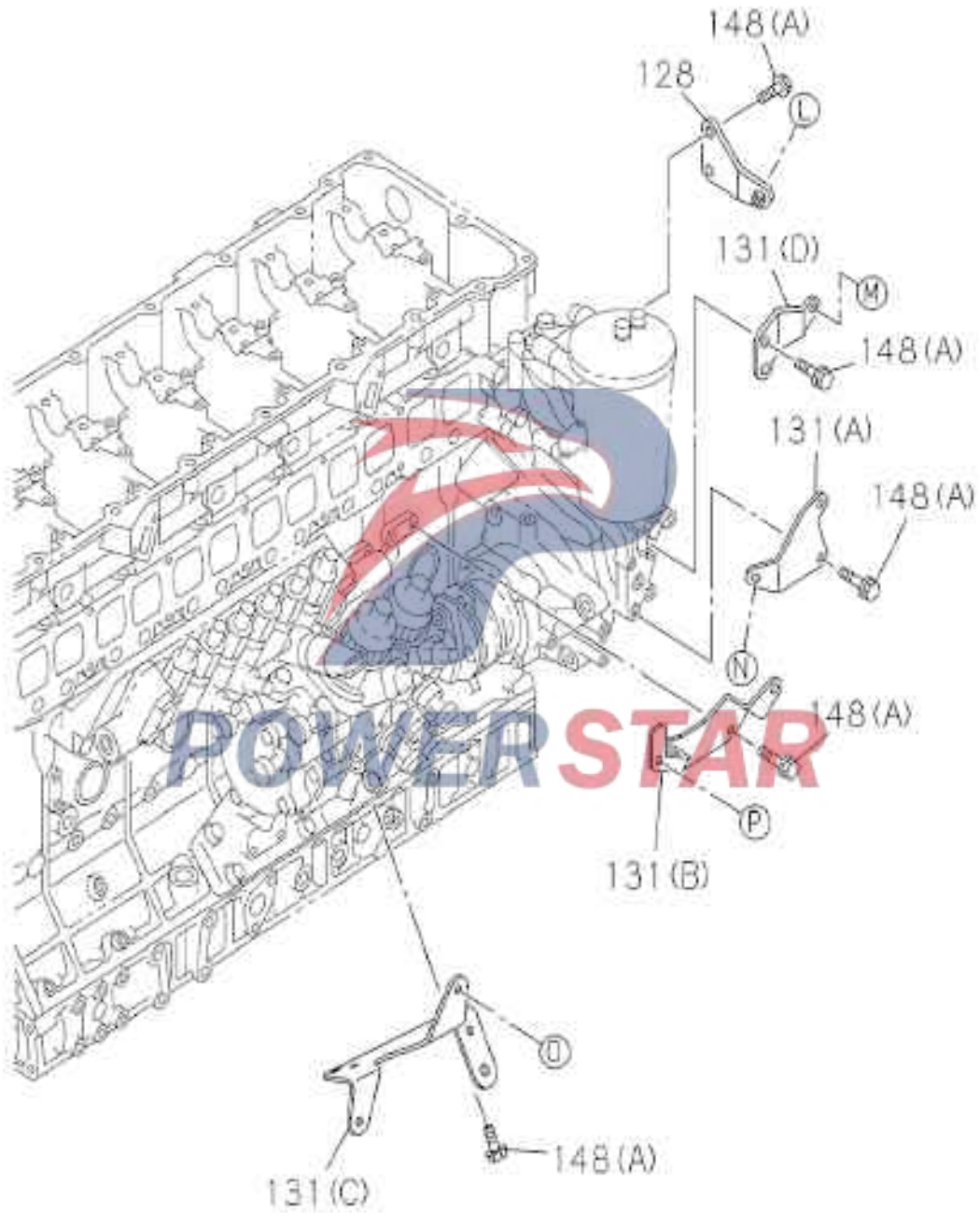


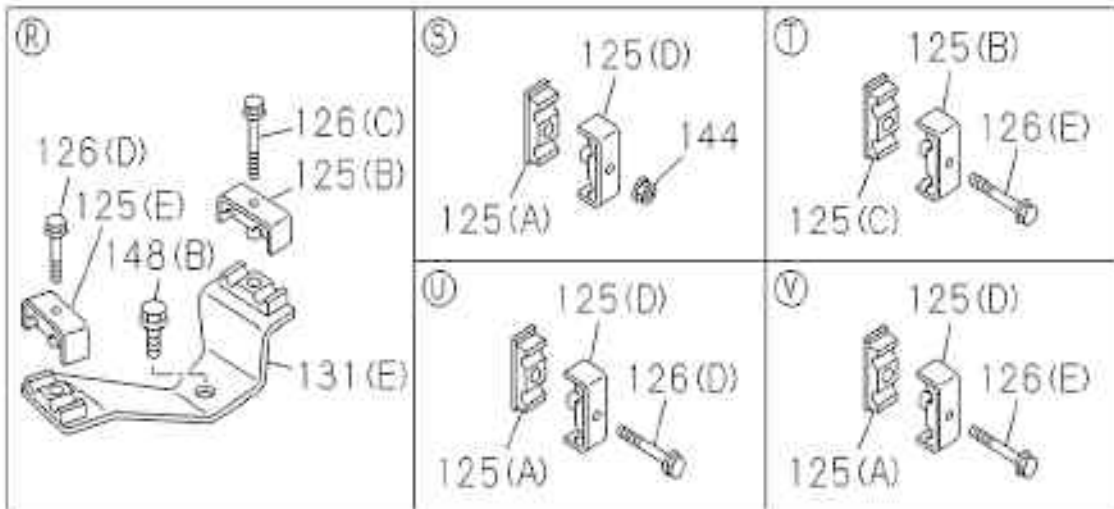
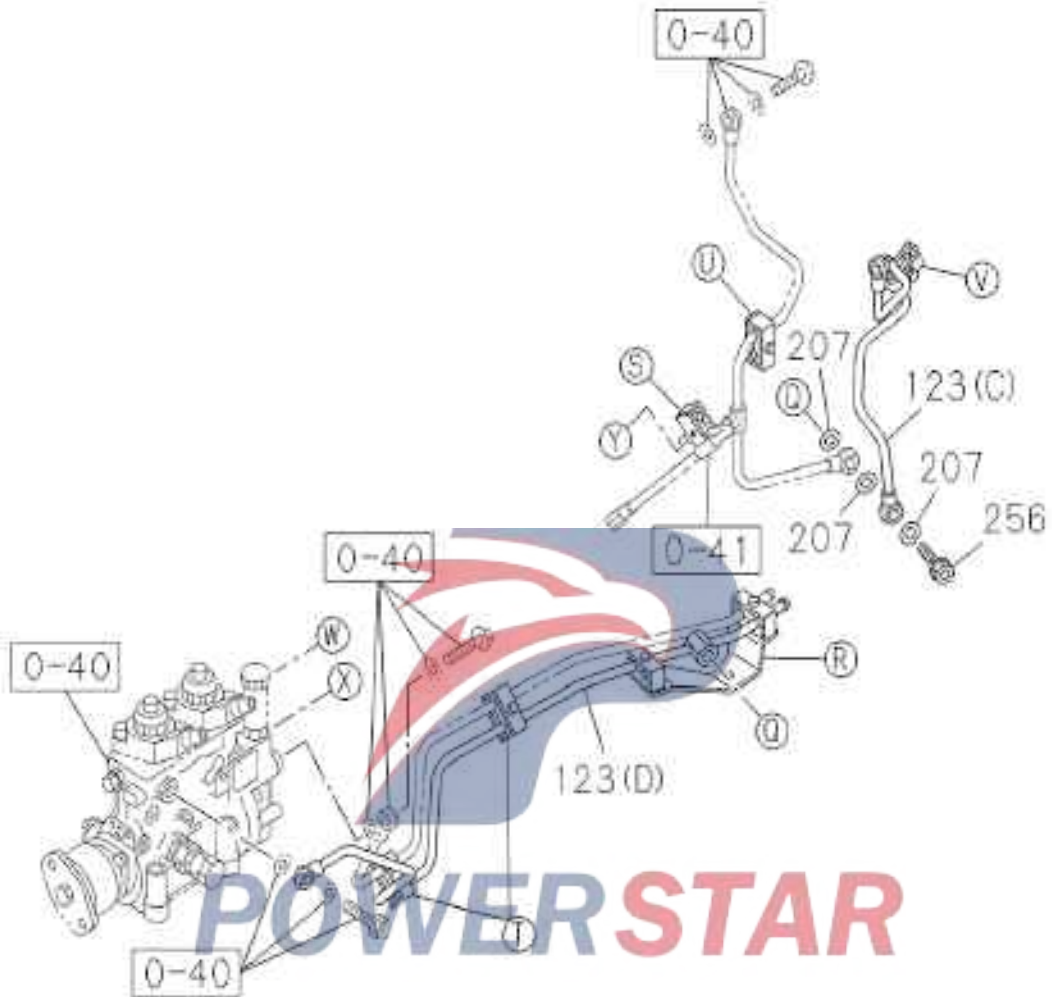
0-41		Fuel filter and bracket															
Figure No.																	
Index No.	Recommended grade/part name										Date of application	I T C					
	Part No.	L	Q	R	t	y	.	Qingling part No.	Remarks	Model applied							
										EXR 6W 420 height			EXR 6W 460 height	EXR 6U 380 height	EXZ 6U 380 height/reference	EXZ 6W 420 height	EXZ 6W 460 height
A	B	C	D	E	F												
1	---	Fuel filter assembly															
		8-97431-035-0		1			1117010-CYZ14					C	D			1704-	
		8-97431-035-0		1			1117010-CYZ14			A	B			E	F	1704-	
2	---	Fuel filter element package															
		8-97431-717-0		1								C	D			1704-	
41	---	Support-fuel filter															
		8-97430-586-0		1			1117021-CYZ14	(B)				C	D			1704-	
		8-97430-587-0		1			1117022-CYZ14	(A)				C	D			1704-	
		8-97608-898-1		1				(C)	A	B				E	F	1704-	
		8-97613-237-1		1				(D)	A	B				E	F	1704-	
42	---	Bolt															
		0-28051-045-0		4			Q1841045(P=1.25)	M10X45 reel				C	D			1704-	
		0-28051-045-0		4			Q1841045(P=1.25)	M10X45 reel	A	B				E	F	1704-	
43	---	Bolt															
		0-28151-020-0		6			Q1841020	(B)	A	B				E	F	1704-	
								M10X20 reel									
		0-28151-045-0		7				(A)				C	D			1704-	
								M10X45 reel									
		0-28151-060-0		4				(C)	A	B				E	F	1704-	
								M10X60 reel									
48	---	Pipe clamp															
		8-94178-108-0		1				(A)				C	D			1704-	
								I.D.=21 L=47.5									
		8-98216-422-0		1				(D)	A	B				E	F	1704-	
								L=500									
		8-98216-430-0		2				(C)				C	D			1704-	
								L=250									
		8-98216-430-0		1				(C)	A	B				E	F	1704-	
								L=250									
		9-11229-070-0		1				(B)				C	D			1704-	
51	---	Hose															
		8-97431-850-0		1			1117024-CYZ14	(A)				C	D			1704-	
		9-09913-843-0		1				(B)	A	B				E	F	1704-	
								L=1000 S.B.L=10000									
71	---	Rubber jacket															
		9-09956-682-0		2				Inner diameter =10 Outer diameter =14 L=30				C	D			1704-	
		9-09956-682-0		1				Inner diameter =10 Outer diameter =14 L=30	A	B				E	F	1704-	
96	---	Support-fuel filter															
		8-97613-183-0		1					A	B				E	F	1704-	

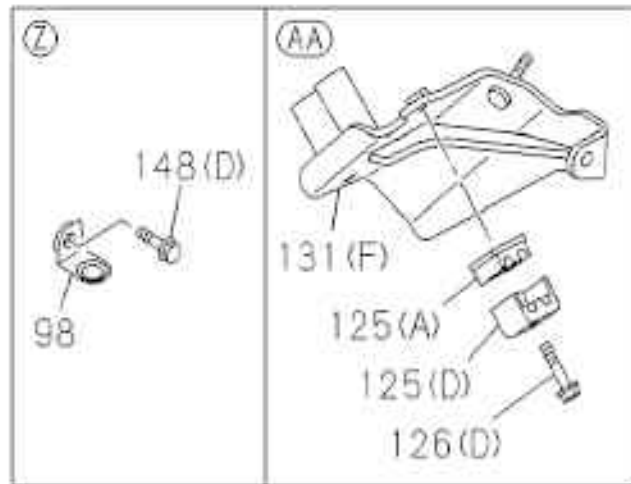
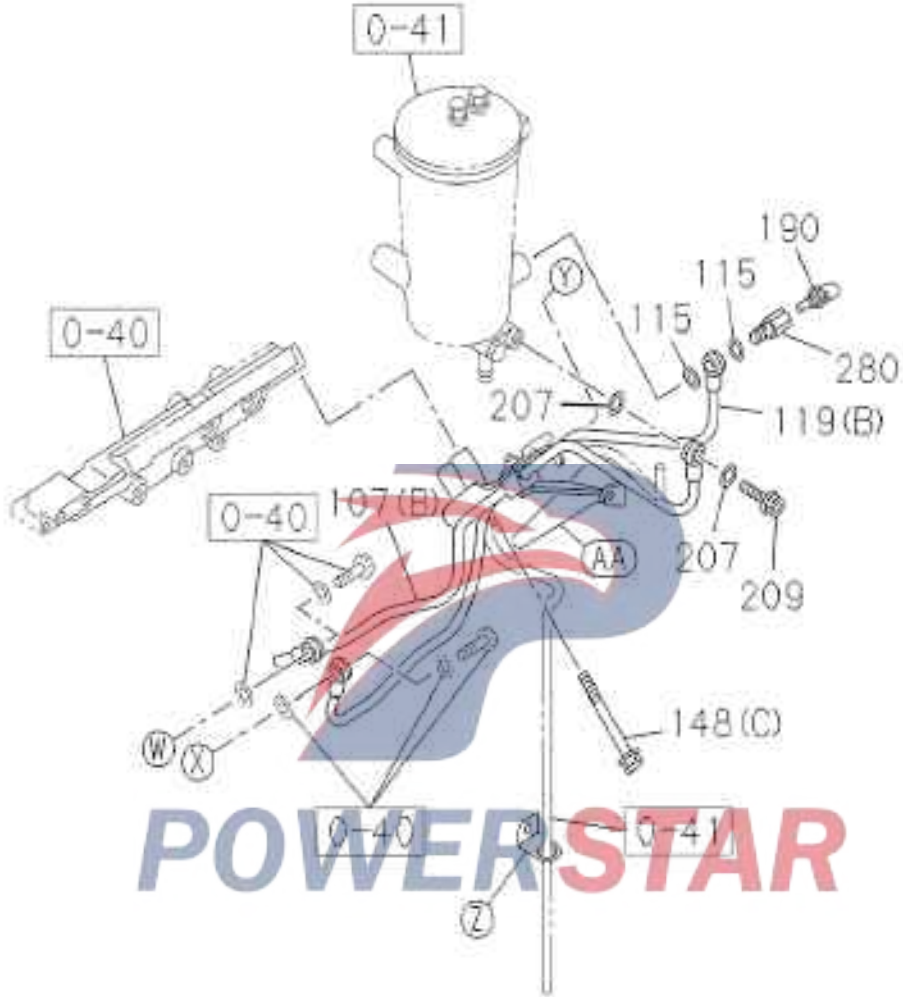


<p>(A) 125(C) 125(B) 126(A)</p>	<p>(B) 125(C) 125(B) 126(B)</p>	<p>(C) 125(A) 125(D) 126(A)</p>	<p>(D) 125(A) 125(D) 0-41 126(A)</p>
---	---	---	--

Qty.

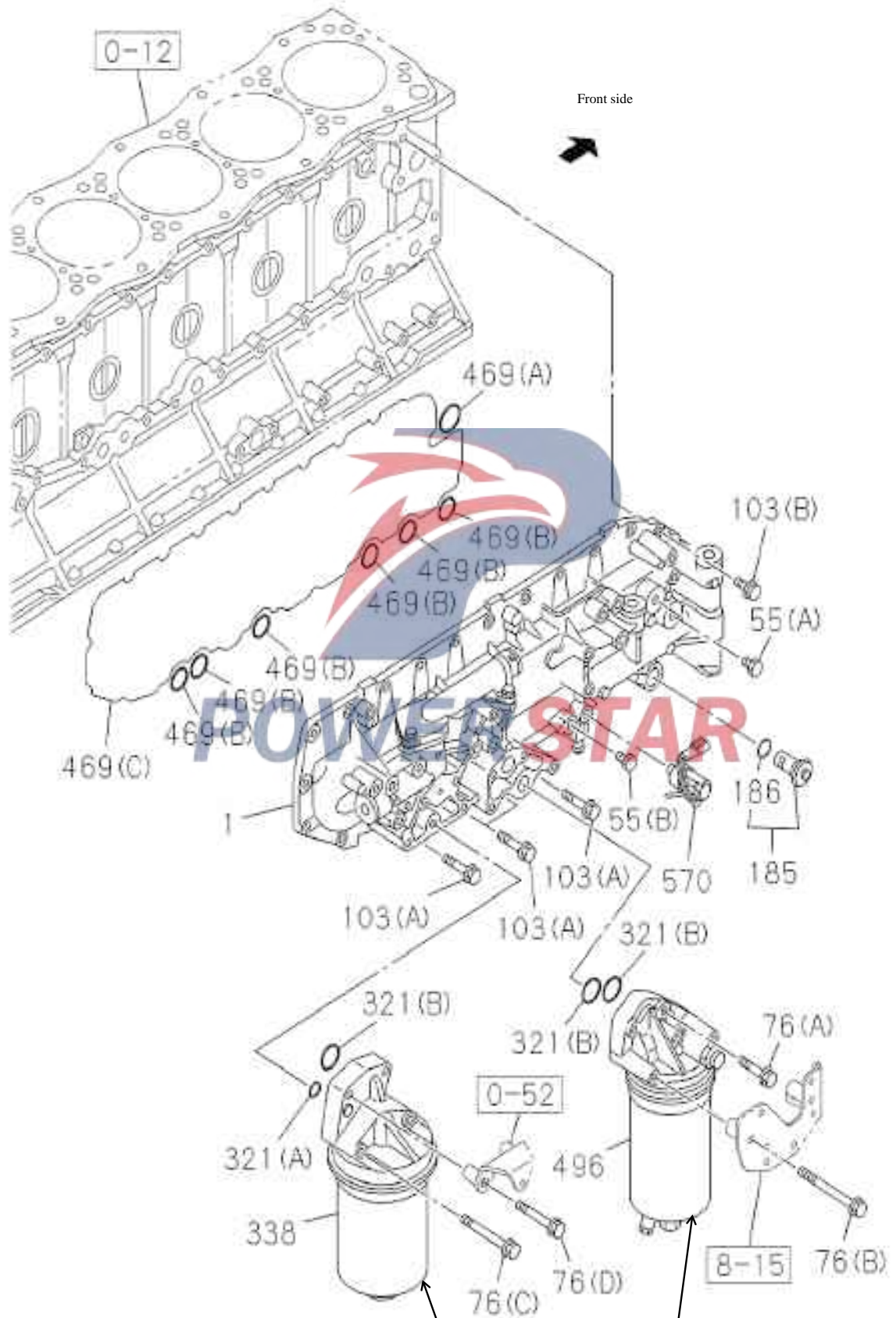






Index No.	Recommended grade/part name					Model applied						Date of application	I T C
	Part No.	L	Q t y .	Qingling part No.	Remarks	EXR 6W 420 height	EXR 6W 460 height	EXR 6U 380 height	EXZ 6U 380 height/reference	EXZ 6W 420 height	EXZ 6W 460 height		
						A	B	C	D	E	F		
98	--- Bracket 8-98132-638-0		1			A	B			E	F	1704-	
107	--- Fuel pipe assembly--fuel injection pump and fuel filter 8-97606-621-1		1		(A)			C	D			1704-	
	8-98247-253-1		1		(B)	A	B			E	F	1704-	
115	--- Gasket 1-09630-141-0		2		Inner diameter =14.2 Outer diameter =25	A	B			E	F	1704-	
119	--- Hose assembly - fuel filter and fuel injection pump 8-97603-752-0		1		(A)			C	D			1704-	
	8-98247-262-2		1		(B)	A	B			E	F	1704-	
123	--- Hard pipe assembly--fuel return 8-97606-623-0		1		(A)			C	D			1704-	
	8-97608-901-1		1		(C)	A	B			E	F	1704-	
	8-98170-939-0		1		(B)			C	D			1704-	
	8-98210-487-0		1		(D)	A	B			E	F	1704-	
125	--- Pipe clamp 1-09701-180-0		3		(A) Inner diameter =9 & 9 L=25			C	D			1704-	
	1-09701-180-0		4		(A) Inner diameter =9 & 9 L=25	A	B			E	F	1704-	
	1-09701-193-1		3		(B) Inner diameter =9 & 11 L=28			C	D			1704-	
	1-09701-193-1		3		(B) Inner diameter =9 & 11 L=28	A	B			E	F	1704-	
	1-09701-194-1		3		(C) Inner diameter =9 & 11 L=28			C	D			1704-	
	1-09701-194-1		2		(C) Inner diameter =9 & 11 L=28	A	B			E	F	1704-	
	1-09701-212-2		1		(E) Inner diameter =9 & 11 L=28	A	B			E	F	1704-	
	8-94393-280-3		3		(D) Inner diameter =9 & 9 L=25			C	D			1704-	
	8-94393-280-3		4		(D) Inner diameter =9 & 9 L=25	A	B			E	F	1704-	
126	--- Bolt 0-2805-0630-0		1		(C) M6X30 reel	A	B			E	F	1704-	
	0-2805-0635-0		3	Q1840635	(D) M6X35 reel	A	B			E	F	1704-	
	0-2805-0640-0		3		(E) M6X40 reel	A	B			E	F	1704-	
	0-2865-0635-0		5		(A) M6X35 reel			C	D			1704-	
	0-2865-0640-0		1		(B)M6X40 reel			C	D			1704-	

Index No.	Recommended grade/part name						Model applied						Date of application	I T C
	Part No.	L R	Q t y .	Qingling part No.	Remarks	EXR 6W 420 height	EXR 6W 460 height	EXR 6U 380 height	EXZ 6U 380 height/reference	EXZ 6W 420 height	EXZ 6W 460 height			
						A	B	C	D	E	F			
128	--- Support-oil return pipe clamp 8-97606-626-0		1					C	D			1704-		
131	--- Support-oil pipe clamp 8-97603-874-0		1		(A)			C	D			1704-		
	8-97605-982-1		1		(B)			C	D			1704-		
	8-97606-625-0		1		(D)			C	D			1704-		
	8-97610-280-0		1		(C)			C	D			1704-		
	8-98247-268-1		1		(F)	A	B			E	F	1704-		
	8-98270-562-0		1		(E)	A	B			E	F	1704-		
144	--- Nut 0-91180-106-0		1	Q32006	M6 reel	A	B			E	F	1704-		
148	--- Bolt 0-28050-816-0		11	Q1840816	(A) M8X16 reel			C	D			1704-		
	0-28050-870-0		2	Q1840870	(C) M8X70 reel	A	B			E	F	1704-		
	0-28151-016-0		1		(D) M10X16 reel	A	B			E	F	1704-		
	0-28751-025-0		1		(B) M10X25 reel	A	B			E	F	1704-		
150	--- Gasket--hollow bolt 1-09630-141-0		8		Inner diameter =14.2 Outer diameter =25			C	D			1704-		
190	--- Fuel temperature sensor 8-97224-993-0		1					C	D			1704-		
	8-97224-993-0		1			A	B			E	F	1704-		
207	--- Gasket 1-09630-141-0		2		Inner diameter =14.2 Outer diameter =25	A	B			E	F	1704-		
	1-09630-141-0		3		Inner diameter =14.2 Outer diameter =25	A	B			E	F	1704-		
209	--- Hollow bolt 1-09675-086-0		1		M14X27	A	B			E	F	1704-		
221	--- Hollow bolt 1-09675-086-0		3		M14X27			C	D			1704-		
256	--- Hollow bolt 8-98037-829-0		1		M14X43	A	B			E	F	1704-		
280	--- Connector -- fuel temperature sensor 1-15419-716-1		1		M12 & M14 traight pipe			C	D			1704-		
	1-15419-716-1		1		M12 & M14 traight pipe	A	B			E	F	1704-		

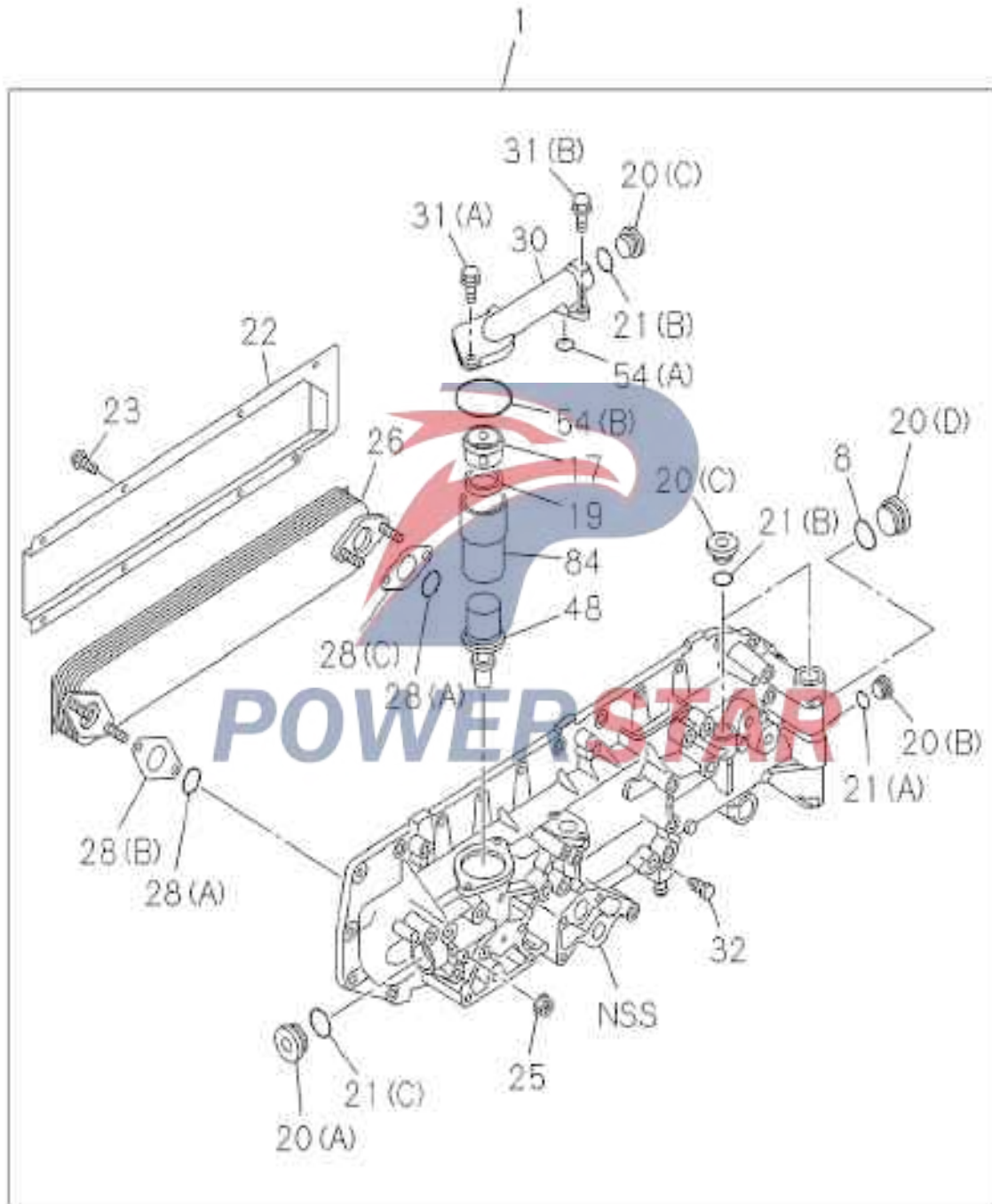


Bypass filter (large diameter)

Main fuel filter (small diameter)

Figure No.

Qty.

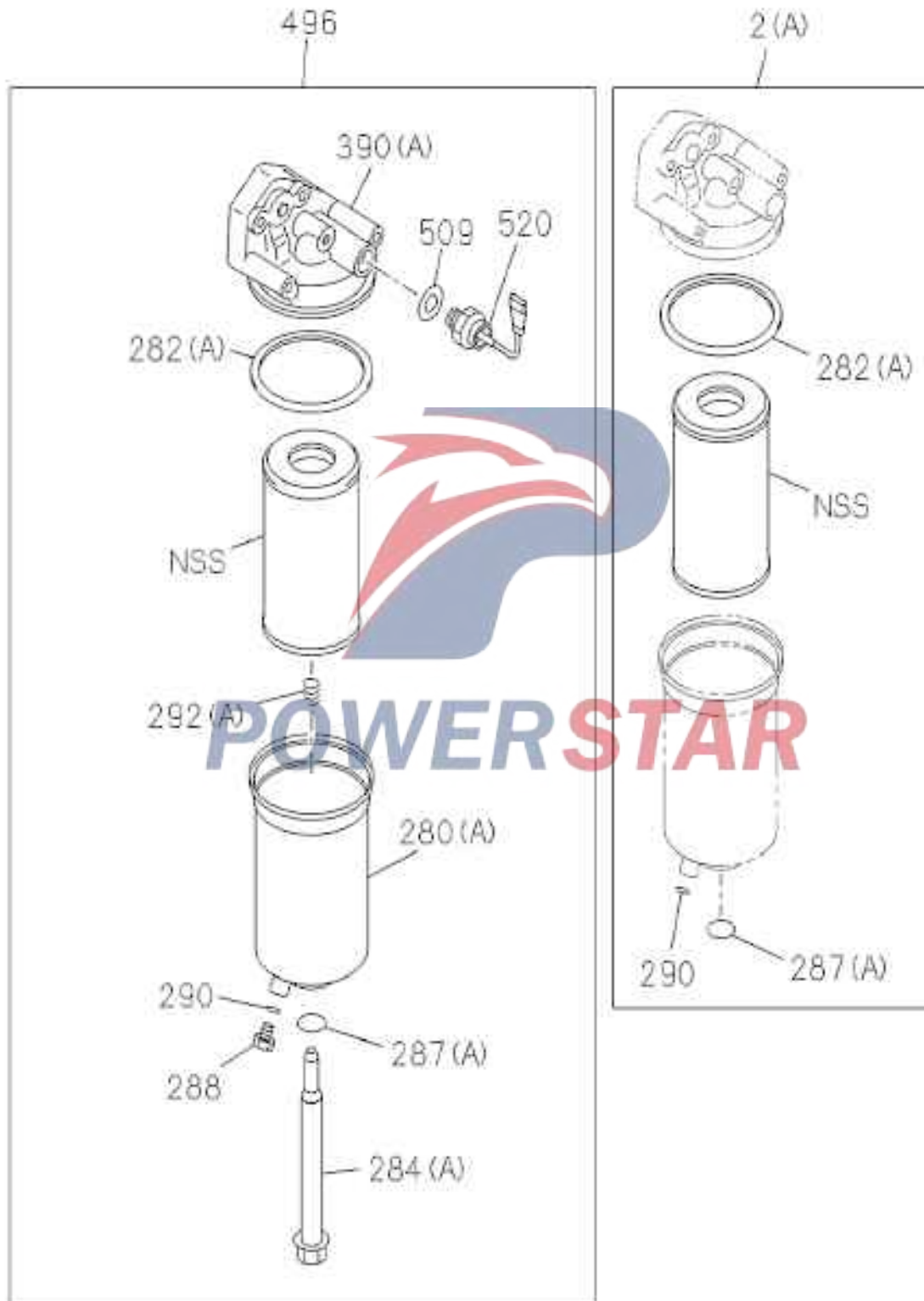


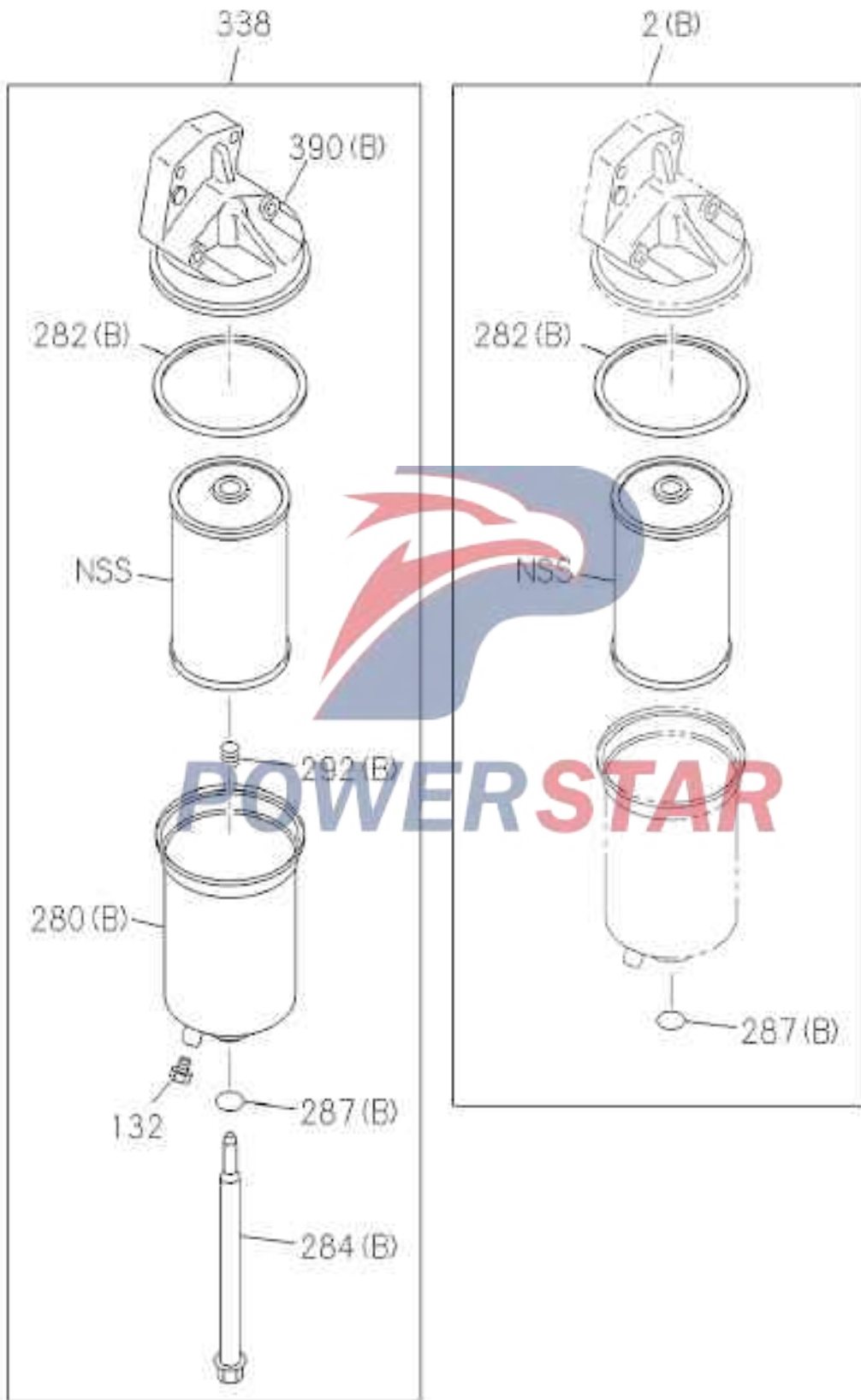


496—Main oil filter (small diameter)

338—Bypass filter (large diameter)





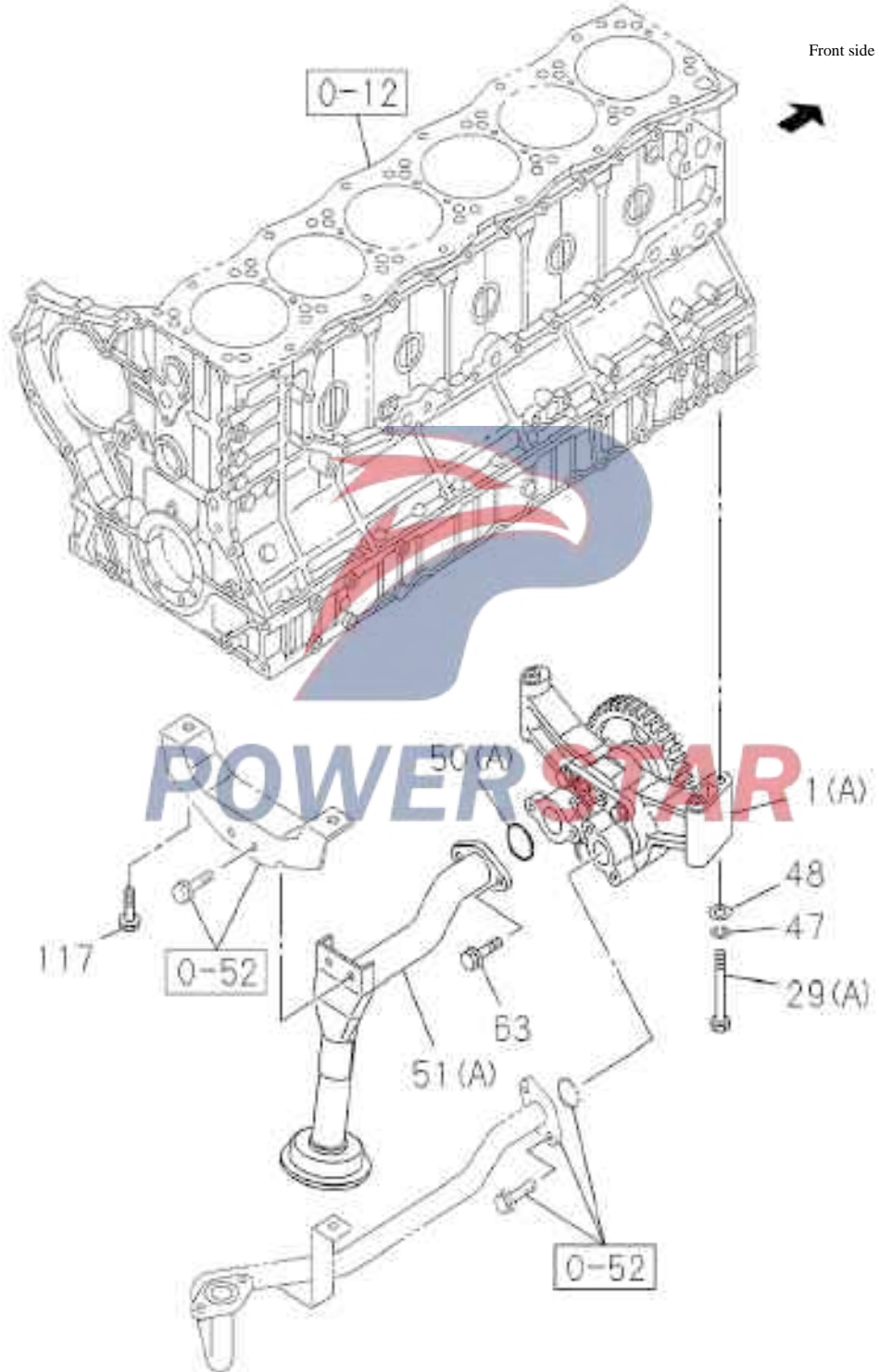


0-50		Oil cooler and oil filter											
Figure No.													
Index No.	Recommended grade/part name										Date of application	I T C	
	Part No.	L R	Q t y .	Qingling part No.	Remarks	Model applied							
						EXR 6W 420 height	EXR 6W 460 height	EXR 6U 380 height	EXZ 6U 380 height/reference	EXZ 6W 420 height			EXZ 6W 460 height
A	B	C	D	E	F								
32	--- Drain screw plug 1-13219-276-0		1					C	D			1704-	
48	--- Oil cooler thermostat valve 1-13770-094-0		1					C	D			1704-	
54	--- Oil pipe gasket 8-97608-579-0		1		(A) Inner diameter =27.7			C	D			1704-	
	8-97608-580-0		1		(B) Inner diameter =59.6			C	D			1704-	
55	--- Plug 5-09605-005-0		2		(A) PT3/8 T=12			C	D			1704-	
	8-98047-054-0		1		(B) M12X9			C	D			1704-	
76	--- Bolt 0-28151-000-0		2		(C) M10X100 reel			C	D			1704-	
	0-28151-000-0		4		(C) M10X100 reel	A	B			E	F	1704-	
	0-28151-050-0		2		(A) M10X50 reel			C	D			1704-	
	0-28151-050-0		2		(A) M10X50 reel	A	B			E	F	1704-	
	0-28156-014-0		2		(B) M10X140 reel			C	D			1704-	
	8-97365-449-0		2		(E) M10X55 reel	A	B			E	F	1704-	
	8-98038-705-0		2		(D) M10X77 reel			C	D			1704-	
84	--- Oil cooler and filter valve bracket 1-13779-010-0		1					C	D			1704-	
102	--- Oil cooler assembly 8-97431-878-0		1	1013010-D17YZ		A	B			E	F	1704-	
103	--- Bolt 0-28151-030-0		17		(D) M10X30 reel	A	B			E	F	1704-	
	0-28151-050-0		4		(A) M10X50 reel			C	D			1704-	
	0-28156-011-0		1		(E) M10X110 reel	A	B			E	F	1704-	
	0-28751-030-0		22		(B) M10X30 reel			C	D			1704-	
	8-94344-540-1		8		(C)M10X65 reel	A	B			E	F	1704-	

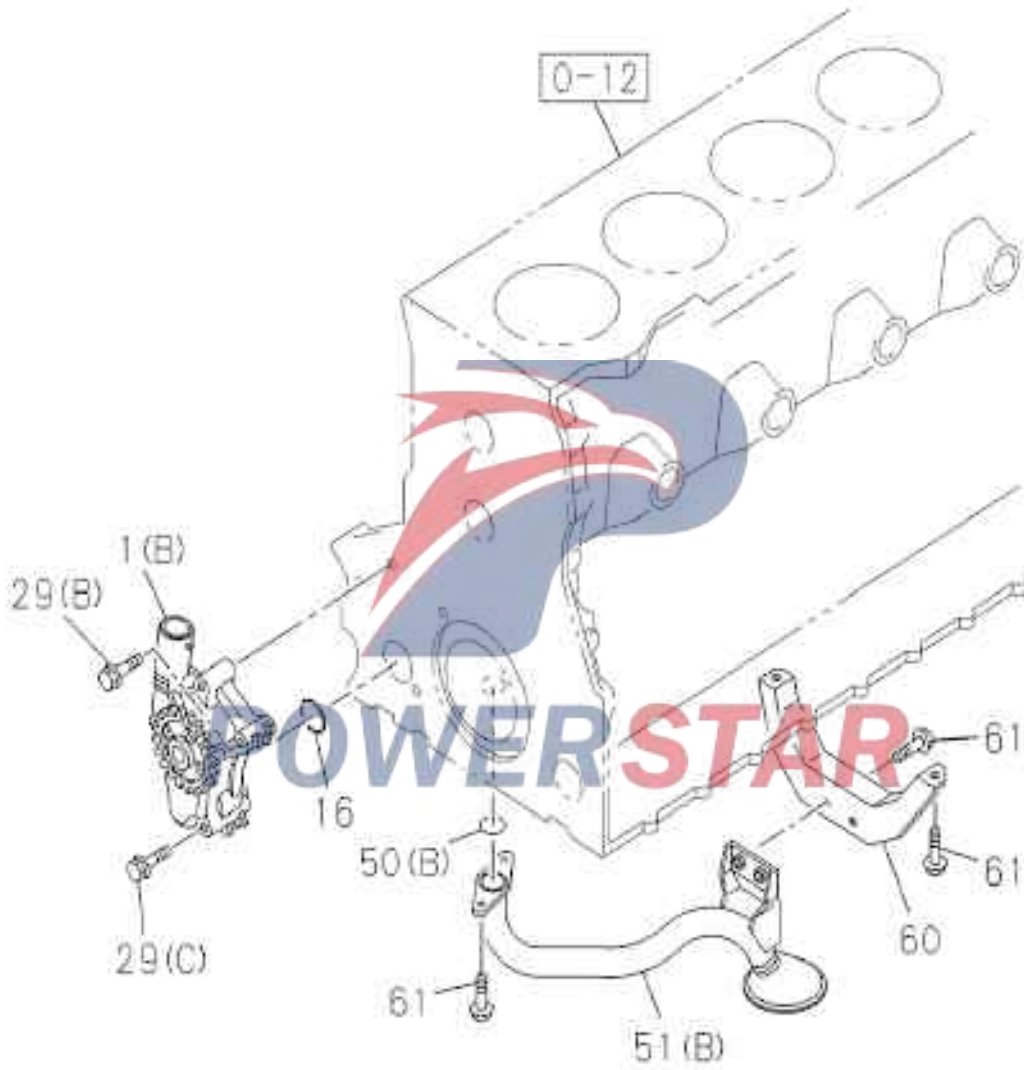
Figure No.

Index No.	Recommended grade/part name						Date of application	I T C										
	Part No.	L	Q t y .	Qingling part No.	Remarks	Model applied												
						EXR 6W 420 height			EXR 6W 460 height	EXR 6U 380 height	EXZ 6U 380 height/reference	EXZ 6W 420 height	EXZ 6W 460 height					
A	B	C	D	E	F													
132	Local oil filter screw plug																	
	8-97431-576-0		1						C	D								1704-
	8-97431-576-0		1				A	B					E	F				1704-
159	Pipe clamp																	
	1-09700-770-0		1		L=20 H=31		A	B					E	F				1704-
175	Gasket																	
	1-09630-087-0		1		Inner diameter =18.2 OD=24.4		A	B					E	F				1704-
185	Regulating valve assembly																	
	8-98040-002-0		1						C	D								1704-
186	Seal ring																	
	9-0956-6228-0		1		Inner diameter =27.7				C	D								1704-
235	Bolt																	
	0-2815-1020-0		1	Q1841020	M10X20 reel		A	B					E	F				1704-
280	Oil filter housing assembly																	
	8-97431-554-0		1		(A)				C	D								1704-
	8-97431-554-0		1		(A)		A	B					E	F				1704-
	8-97431-567-0		1		(B)				C	D								1704-
	8-97431-567-0		1		(B)		A	B					E	F				1704-
282	垫片																	
	8-97431-548-0		1		(A)				C	D								1704-
	8-97431-548-0		1		(A)		A	B					E	F				1704-
	8-97431-565-0		1		(B)				C	D								1704-
	8-97431-565-0		1		(B)		A	B					E	F				1704-
284	Oil filter center bolt																	
	8-97431-552-0		1		(A)				C	D								1704-
	8-97431-552-0		1		(A)		A	B					E	F				1704-
	8-97431-568-0		1		(B)				C	D								1704-
	8-97431-568-0		1		(B)		A	B					E	F				1704-
287	Center bolt washer																	
	8-97431-557-0		1		(A)				C	D								1704-
	8-97431-557-0		1		(A)		A	B					E	F				1704-
	8-97431-574-0		1		(B)				C	D								1704-
	8-97431-574-0		1		(B)		A	B					E	F				1704-
288	Oil drain screw plug																	
	8-97431-559-0		1						C	D								1704-
	8-97431-559-0		1				A	B					E	F				1704-
290	Oil drain plug gasket																	
	8-97431-558-0		1						C	D								1704-
	8-97431-558-0		1				A	B					E	F				1704-
292	Filter element spring																	
	8-97431-556-0		1		(A)				C	D								1704-
	8-97431-556-0		1		(A)		A	B					E	F				1704-
	8-97431-573-0		1		(B)				C	D								1704-
	8-97431-573-0		1		(B)		A	B					E	F				1704-

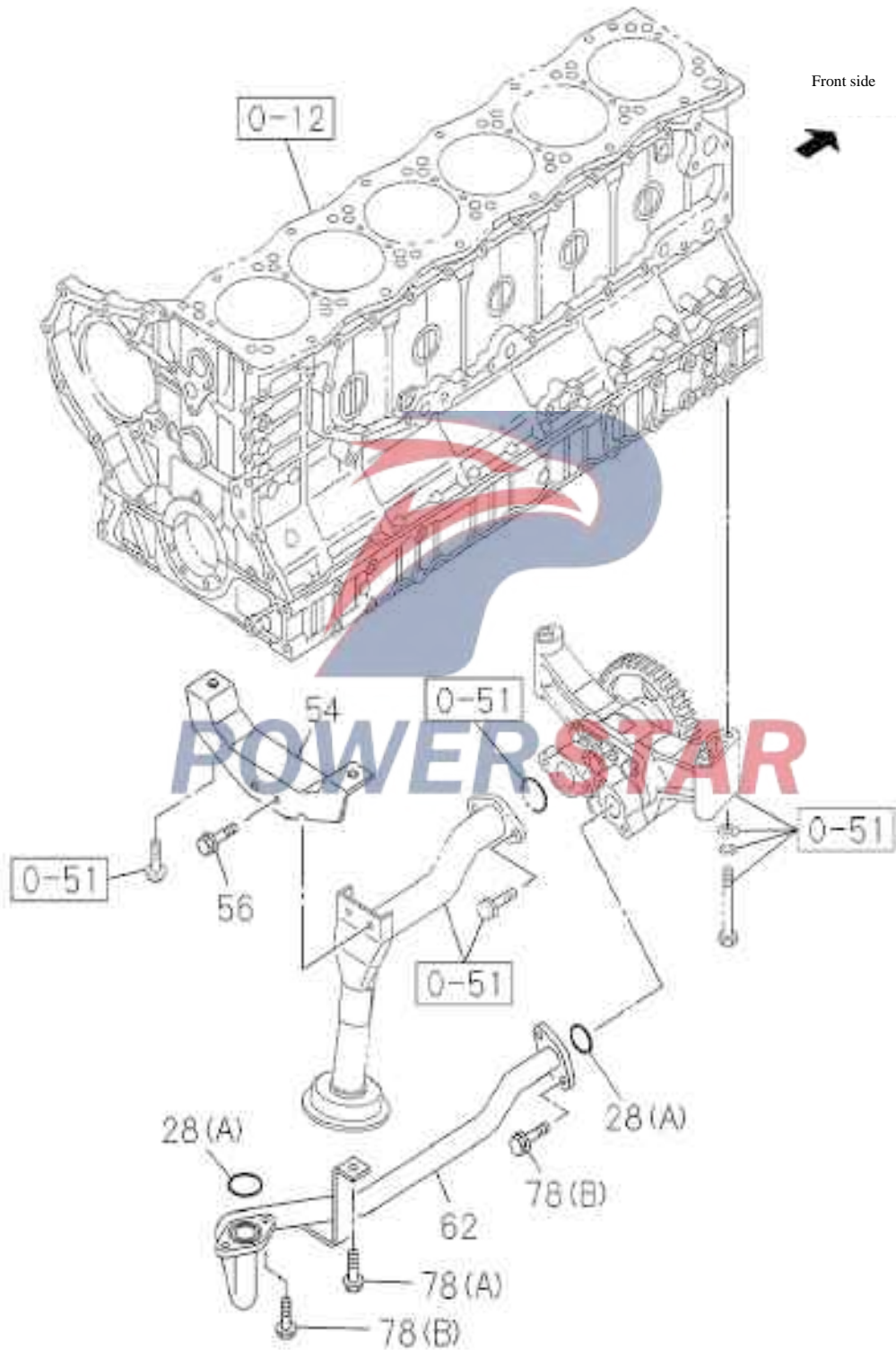
0-50		Oil cooler and oil filter																		
Figure No.																				
Index No.	Recommended grade/part name										Date of application	I T C								
	Part No.	L	Q t y .	Qingling part No.	Remarks	Model applied														
						EXR 6W 420 height	EXR 6W 460 高	EXR 6U 380 height	EXZ 6U 380 height/reference	EXZ 6W 420 height			EXZ 6W 460 height							
A	B	C	D	E	F															
321	--- Seal ring																			
	1-09623-478-0		1		(A) Inner diameter =18.8			C	D											1704-
	1-09623-478-0		1		(A) Inner diameter =18.8	A	B				E	F								1704-
	1-09623-479-0		3		(B) Inner diameter =31.2			C	D											1704-
	1-09623-479-0		3		(B) Inner diameter =31.2	A	B				E	F								1704-
338	--- Oil filter assembly-partial flow																			
	8-97430-622-0		1	1012030-CYZ14		A	B	C	D											1704-
	8-97430-622-0		1	1012030-CYZ14							E	F								1704-
380	--- Connector																			
	1-09660-011-1		1			A	B				E	F								1704-
390	--- Bypass oil filter body																			
	8-97431-564-0		1		(B)			C	D											1704-
	8-97431-564-0		1		(B)	A	B				E	F								1704-
469	--- Seal ring																			
	1-09623-297-0		1		(A) Inner diameter =35.2			C	D											1704-
	1-09623-478-0		2		(D) Inner diameter =18.8	A	B				E	F								1704-
	1-09623-479-0		2		(E) Inner diameter =31.2	A	B				E	F								1704-
	1-11219-205-0		1		(F)	A	B				E	F								1704-
	8-94399-279-0		6		(B) Inner diameter =25.7			C	D											1704-
	8-97609-827-0		1		(C)			C	D											1704-
496	--- Oil filter																			
	8-97430-621-0		1	1012010-CYZ14				C	D											1704-
	8-97430-621-0		1	1012010-CYZ14		A	B				E	F								1704-
497	--- Water pipe																			
	1-13721-496-3		1			A	B				E	F								1704-
498	--- Bolt																			
	0-28151-020-0		1	Q1841020	M10X20 reel	A	B				E	F								1704-
509	--- Switch washer																			
	8-97431-563-0		1					C	D											1704-
	8-97431-563-0		1			A	B				E	F								1704-
520	--- Oil filter switch																			
	8-97431-562-0		1					C	D											1704-
	8-97431-562-0		1			A	B				E	F								1704-
570	--- Oil pressure alarm switch																			
	1-82410-163-1		1		40KPA	A	B	C	D	E	F									1704-



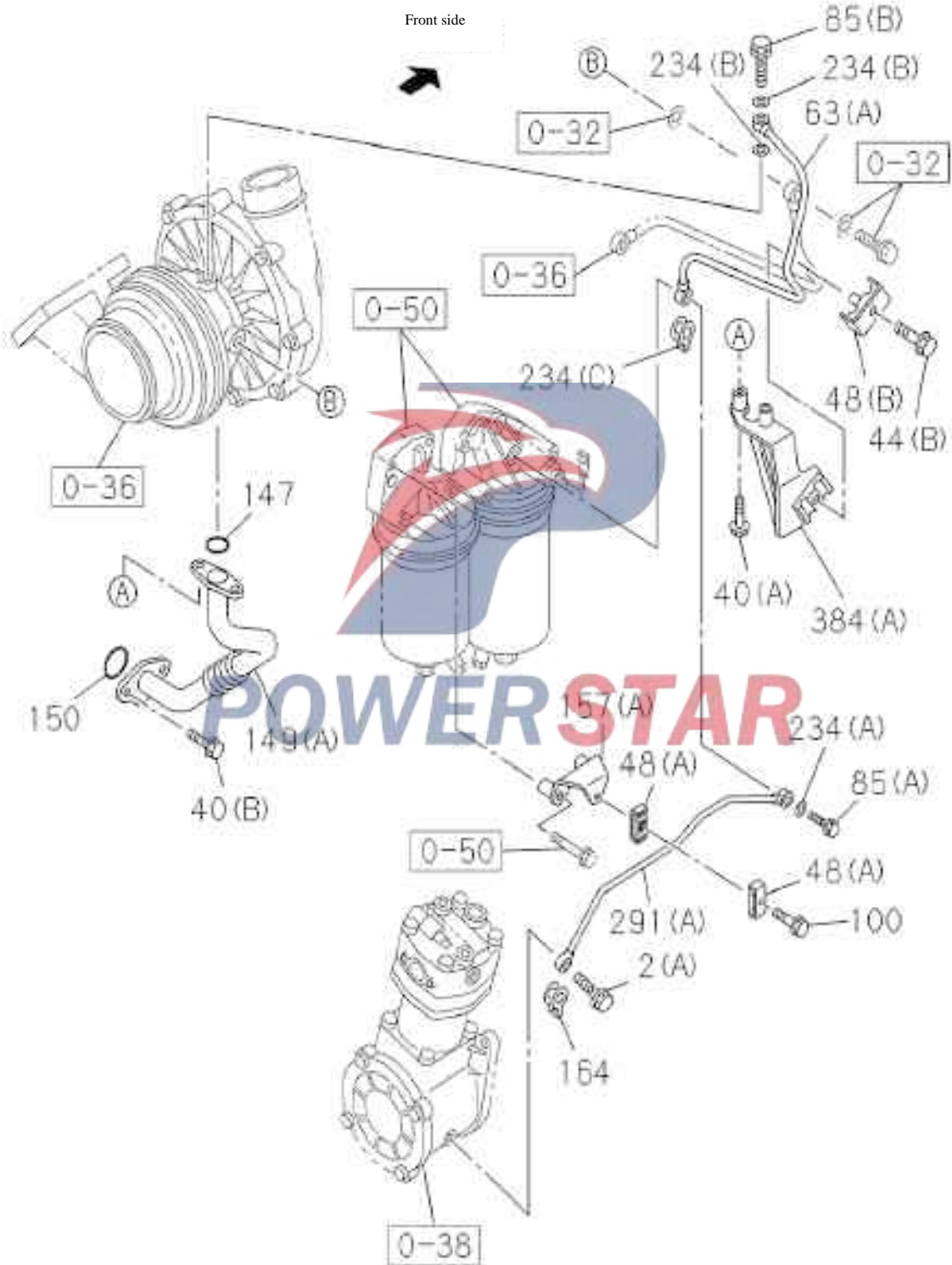
Qty.

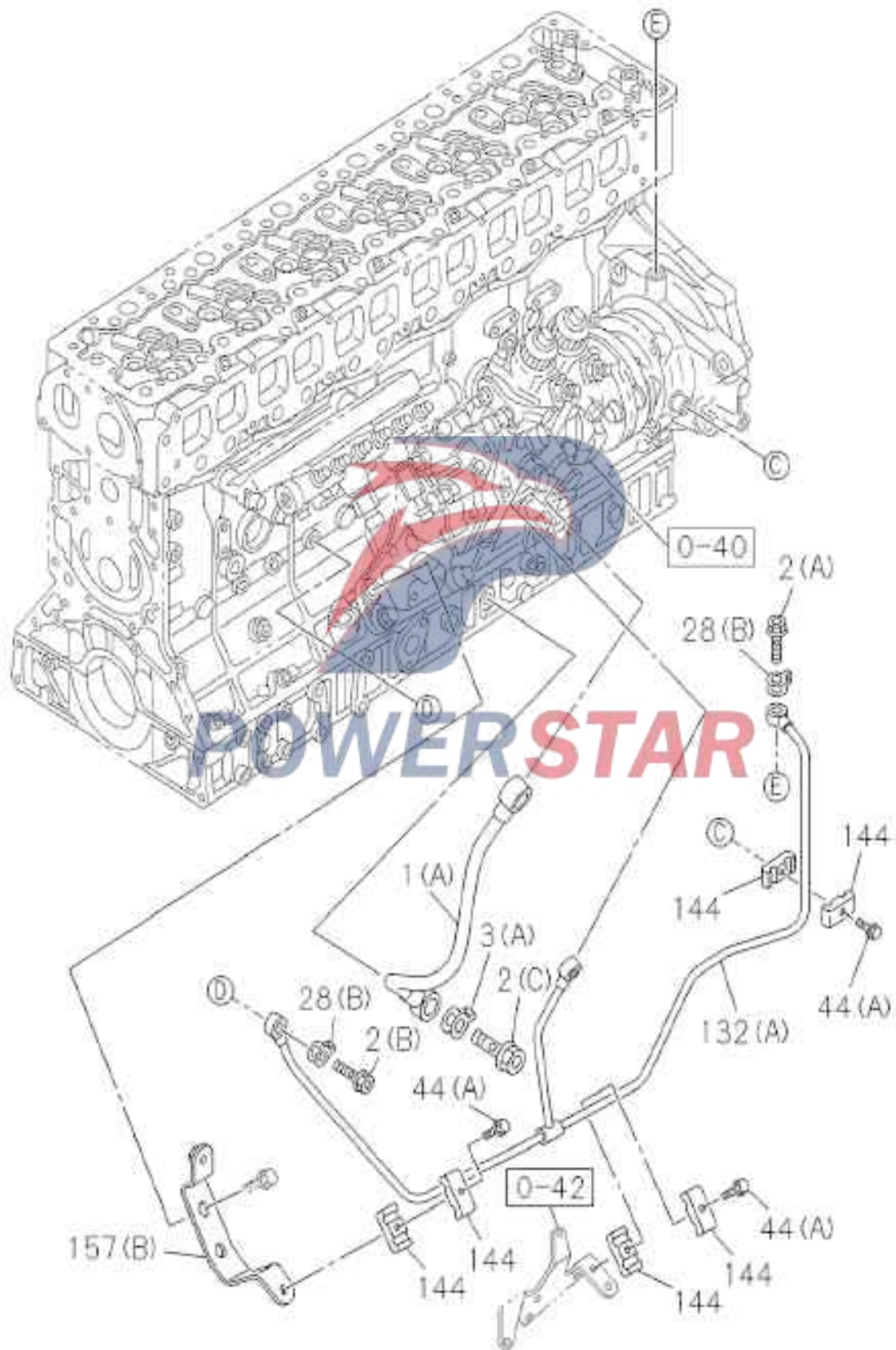


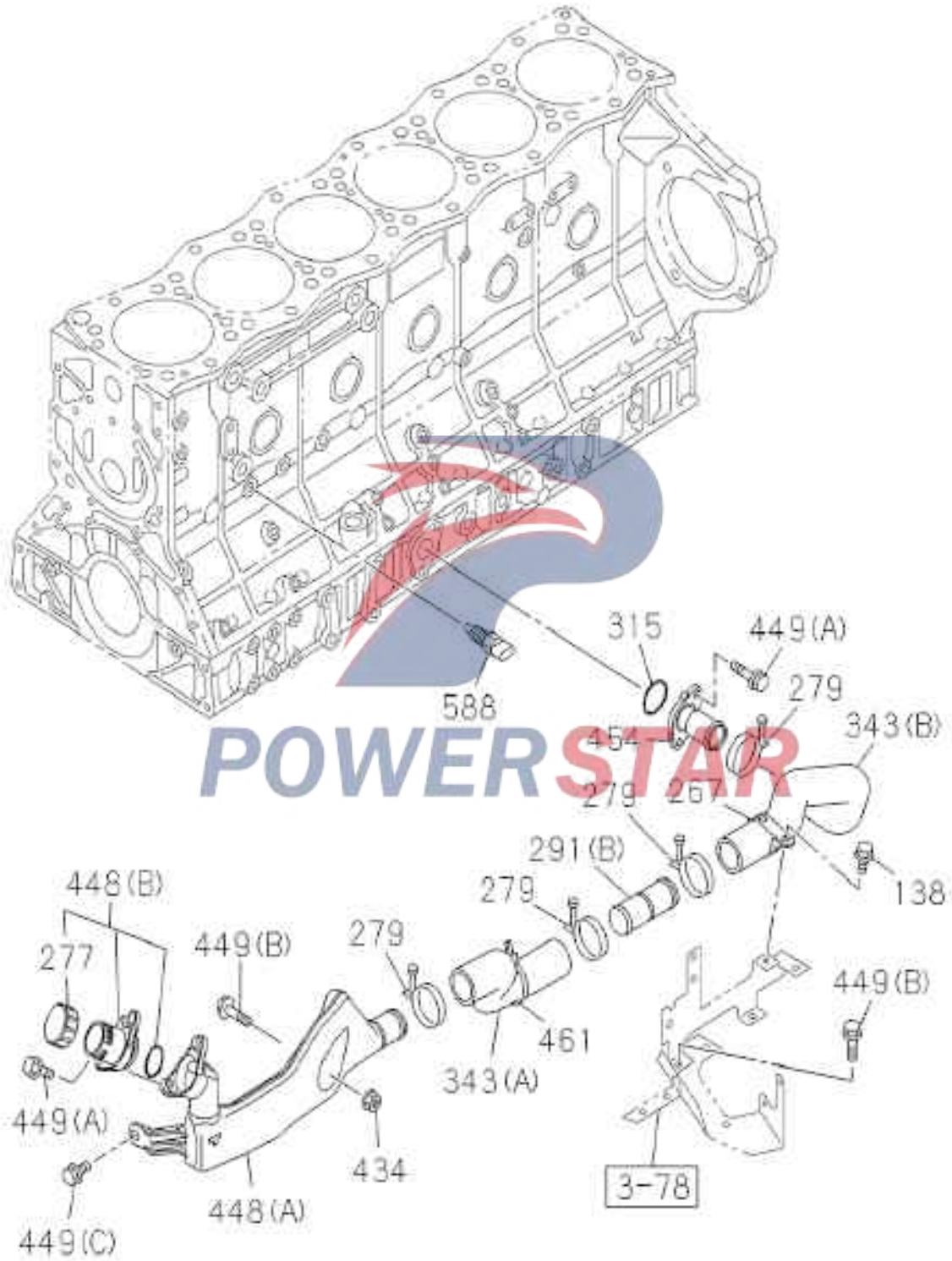
0-51		Oil pump and oil filter																		
Figure No.																				
Index No.	Recommended grade/part name										Date of application	I T C								
	Part No.	L R	Q t y .	Qingling part No.	Remarks	Model applied														
						EXR 6W 420 height	EXR 6W 460 height	EXR 6U 380 height	EXZ 6U 380 height/reference	EXZ 6W 420 height			EXZ 6W 460 height							
A	B	C	D	E	F															
1	Oil pump assembly																			
	8-97430-652-0		1		(A)			C	D											1704-
	8-97431-877-0		1	1009040-D17YZ	(B)	A	B					E	F							1704-
16	Seal ring																			
	1-09623-529-0		1		Inner diameter =41.7	A	B					E	F							1704-
29	Bolt																			
	0-16856-080-0		3		(A) M10X80			C	D											1704-
	0-28151-060-0		2		(B)	A	B					E	F							1704-
	8-94397-359-1		2		(C) M10X85 reel	A	B					E	F							1704-
47	Spring washer																			
	0-91510-810-0		3	Q40510	Inner diameter =10.2			C	D											1704-
48	Washer																			
	0-91614-610-0		3		Inner diameter =10.5 OD=22			C	D											1704-
50	Seal ring																			
	1-09623-479-0		1		(A) Inner diameter =31.2			C	D											1704-
	1-09623-529-0		1		(B) Inner diameter =41.7	A	B					E	F							1704-
51	Fuel pipe assembly-strainer																			
	1-13313-273-0		1		(A)			C	D											1704-
	8-98260-260-0		1		(B)	A	B					E	F							1704-
60	Bracket																			
	1-13345-180-1		1			A	B					E	F							1704-
61	Bolt																			
	0-28151-020-0		6	Q1841020	M10X20 reel	A	B					E	F							1704-
63	Bolt																			
	0-28650-825-0		2	Q1840825	M8X25 reel			C	D											1704-
117	Bolt																			
	0-28050-816-0		2	Q1840816	M8X16 reel			C	D											1704-

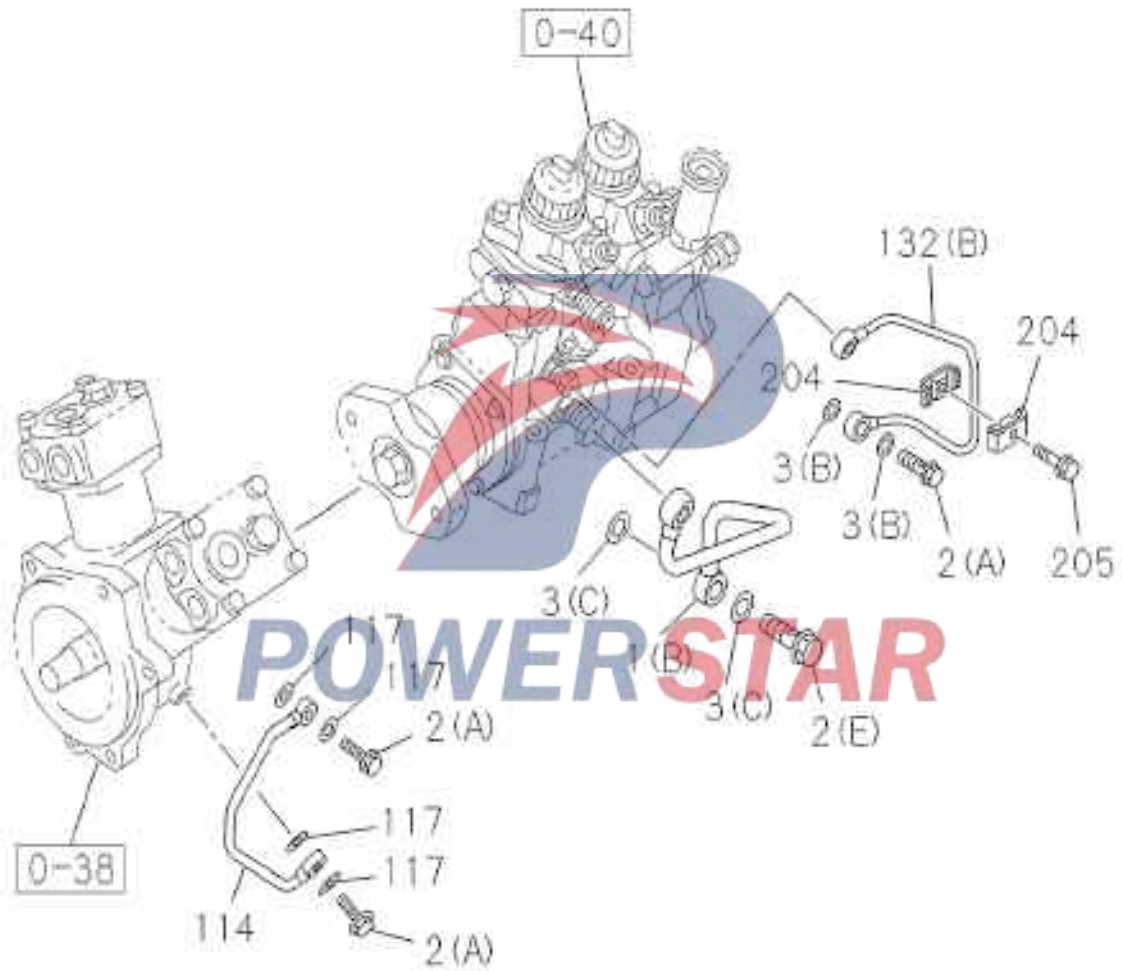


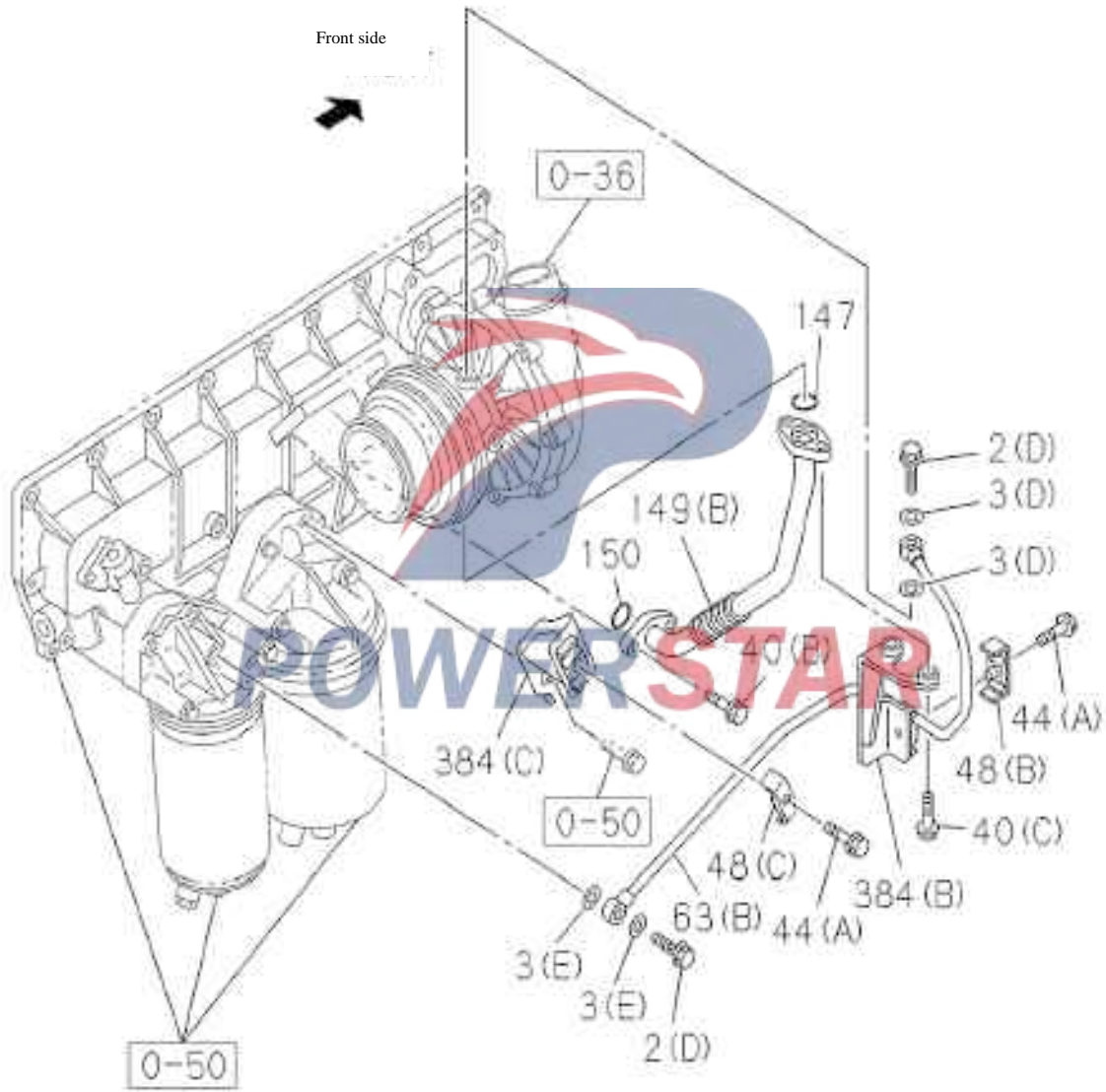
Qty.

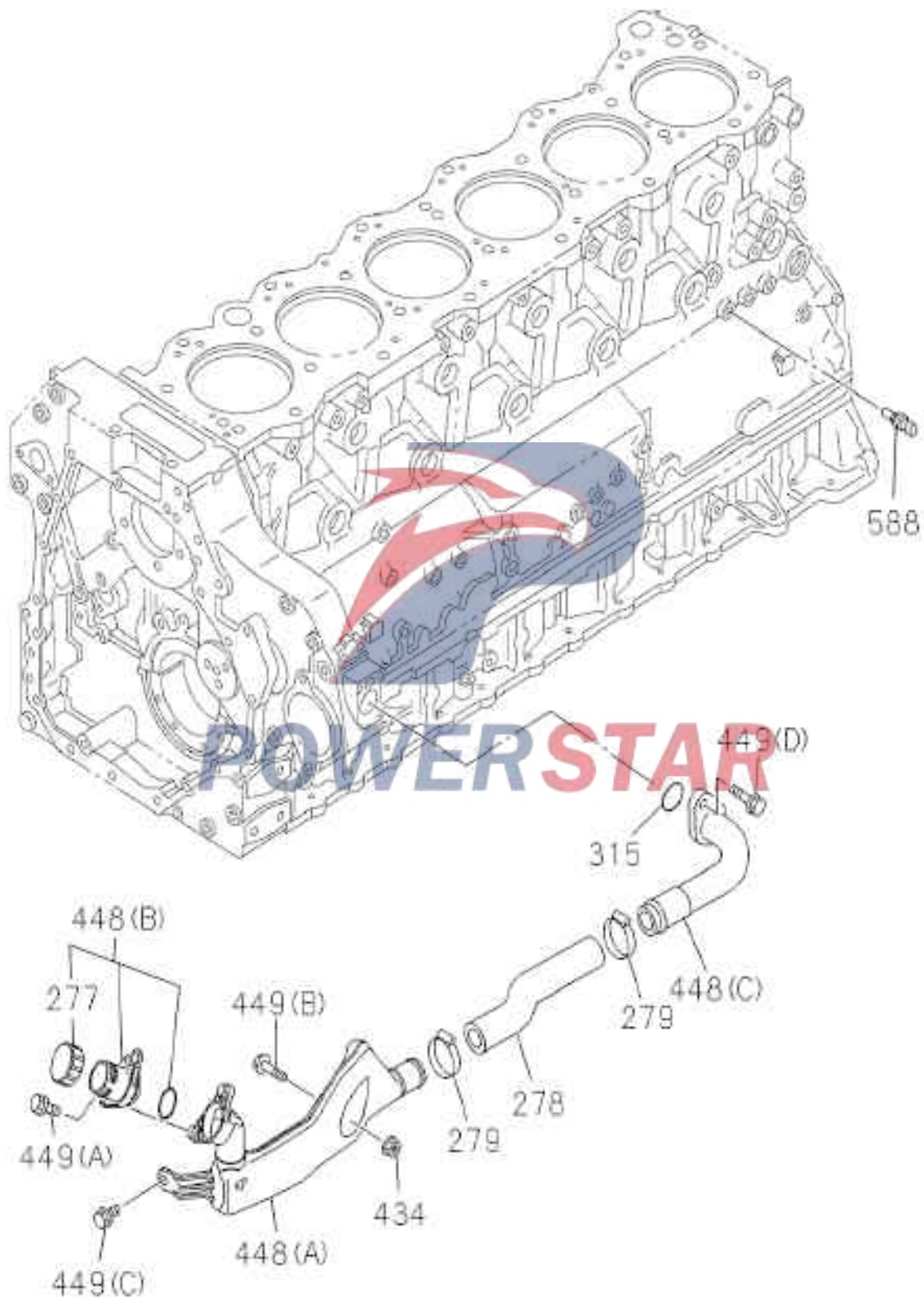








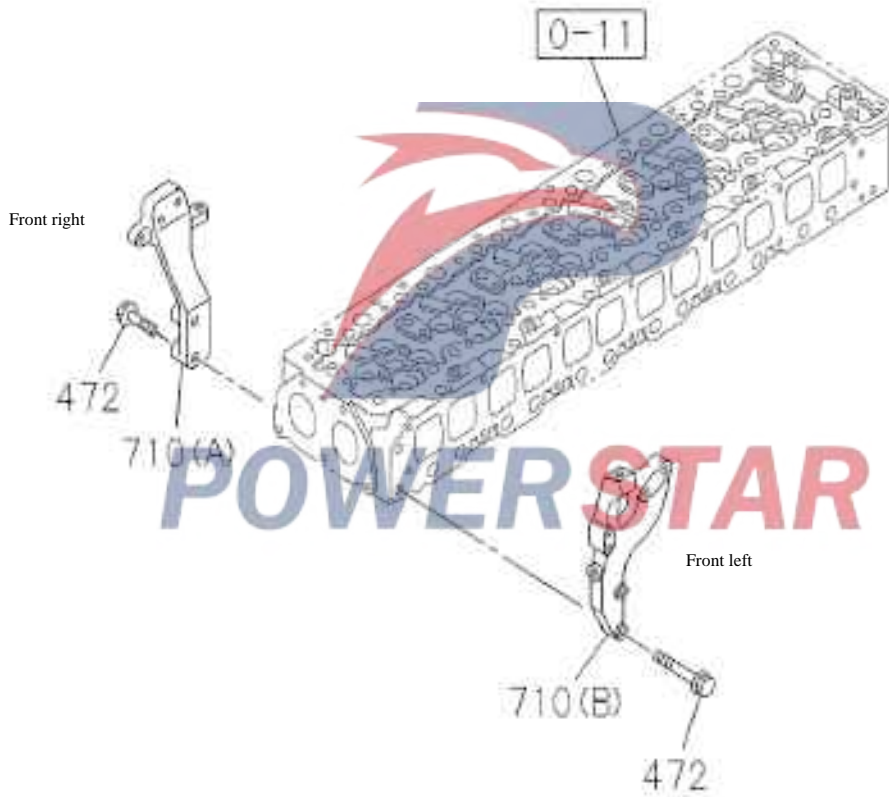




0-52		Engine oil pipe and vacuum pipe														
Figure No.																
Index No.	Recommended grade/part name										Date of application	I T C				
	Part No.	L	R	Q	t	y	Qingling part No.	Remarks	Model applied							
									EXR 6W 420 height	EXR 6W 460 height			EXR 6U 380 height	EXZ 6U 380 height/reference	EXZ 6W 420 height	EXZ 6W 460 height
A	B	C	D	E	F											
1	Hard pipe assembly--oil return to oil injection pump															
	1-13314-022-0			1			(B)		A	B			E	F	1704-	
	8-97603-876-0			1			(A)				C	D			1704-	
2	Hollow bolt															
	1-09675-086-0			1			(E) M14X27		A	B			E	F	1704-	
	1-09675-088-0			1			(C) M14X33				C	D			1704-	
	8-94396-711-0			1			(B) M10X21				C	D			1704-	
	8-97372-238-0			1			(A) M10X21				C	D			1704-	
	8-97372-238-0			1			(A) M10X21				C	D			1704-	
	8-97372-238-0			2			(A) M10X21		A	B			E	F	1704-	
	8-97372-238-0			1			(A) M10X21		A	B			E	F	1704-	
	8-98037-826-0			2			(D) M12X27		A	B			E	F	1704-	
3	Gasket															
	1-09630-083-0			2			(B) Inner diameter =10.2 Outer diameter =15.2		A	B			E	F	1704-	
	1-09630-141-0			2			(C) Inner diameter =14.2 Outer diameter =25		A	B			E	F	1704-	
	8-98251-344-0			2		3506271-D17YZ	(E) Inner diameter =12.2 Outer diameter =17.2		A	B			E	F	1704-	
	8-98340-724-0			1			(A) Inner diameter =14.2 Outer diameter =21				C	D			1704-	
	9-0957-1412-0			2			(D) Inner diameter =12.2 Outer diameter =18		A	B			E	F	1704-	
28	O-ring															
	8-98231-393-1			2			(B) Inner diameter =10.6				C	D			1704-	
	9-0956-6226-0			2			(A) Inner diameter =26.2				C	D			1704-	
40	Bolt															
	0-2805-0835-0			2		Q1840835	(C)M8X35 reel		A	B			E	F	1704-	
	0-2805-0840-0			2		Q1840840	(A)M8X40 reel				C	D			1704-	
	0-2875-1025-0			2			(B)M10X25 reel				C	D			1704-	
	0-2875-1025-0			2			(B)M10X25 reel		A	B			E	F	1704-	

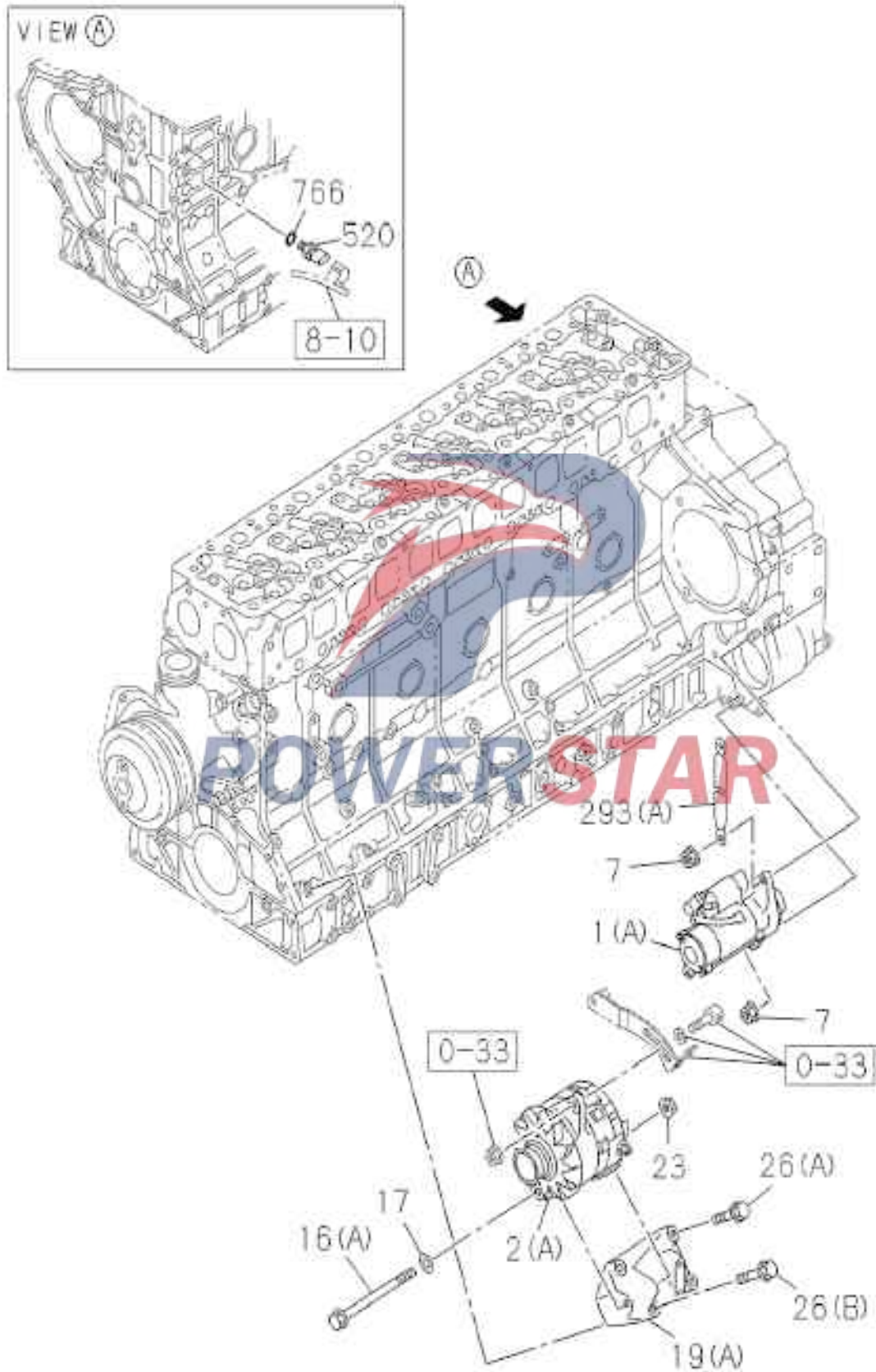
0-52		Engine oil pipe and vacuum pipe																		
Figure No.																				
Index No.	Recommended grade/part name										Date of application	I T C								
	Part No.	L	Q	Qingling part No.	Remarks	Model applied														
						EXR 6W 420 height	EXR 6W 460 height	EXR 6U 380 height	EXZ 6U 380 height/reference	EXZ 6W 420 height			EXZ 6W 460 height							
A	B	C	D	E	F															
44	---	Bolt																		
		0-2805-0630-0		3		(A)			C	D										1704-
		0-2805-0630-0		2		M6X30 reel														1704-
		0-2805-0630-0		2		(A)	A	B					E	F						1704-
		0-2865-0635-0		1		(B)			C	D										1704-
		0-2865-0635-0		1		M6X35 reel														1704-
48	---	Pipe clamp																		
		1-09701-212-2		1		(C)	A	B					E	F						1704-
		1-09701-212-2		1		Inner diameter =9 & 9 L=25														1704-
		1-09701-265-1		1		(B)			C	D										1704-
		1-09701-265-1		1		Inner diameter =9 & 11 L=28														1704-
		1-09701-265-1		1		(B)	A	B					E	F						1704-
		1-09701-265-1		1		Inner diameter =9 & 11 L=28														1704-
		8-98148-996-2		2		(A)			C	D										1704-
		8-98148-996-2		2		Inner diameter =11 & 11 L=19														1704-
54	---	Support-oil strainer																		
		1-13345-182-0		1					C	D										1704-
56	---	Bolt																		
		0-2805-0816-0		2	Q1840816	M8X16 reel			C	D										1704-
62	---	Oil pipe assembly--pump and cylinder block																		
		8-97603-066-1		1					C	D										1704-
63	---	Hard pipe assembly-- Oil inlet of booster																		
		1-13313-978-0		1		(B)	A	B					E	F						1704-
		8-97604-871-0		1		(A)			C	D										1704-
78	---	Bolt																		
		0-2805-0816-0		1	Q1840816	(A)M8X16 reel			C	D										1704-
		0-2865-0825-0		2	Q1840825	(B)M8X25 reel			C	D										1704-
		0-2865-0825-0		2	Q1840825	(B)M8X25 reel			C	D										1704-
85	---	Hollow bolt--booster's oil inlet pipe																		
		1-09675-140-0		1		(A)M12X41			C	D										1704-
		8-98037-826-0		1		(B)M12X27			C	D										1704-
100	---	Bolt																		
		0-2805-0630-0		1		M6X30 reel			C	D										1704-
114	---	Fuel pipe assembly																		
		1-13314-040-0		1					A	B				E	F					1704-
117	---	Gasket																		
		1-09630-083-0		4		Inner diameter =10.2 Outer diameter =15.2	A	B					E	F						1704-
132	---	Hard pipe assembly--oil inlet to oil injection pump																		
		1-13314-021-0		1		(B)	A	B					E	F						1704-
		8-98174-716-0		1		(A)			C	D										1704-

0-52		Engine oil pipe and vacuum pipe																			
Figure No.																					
Index No.	Recommended grade/part name										Date of application	I T C									
	Part No.	L	Q t y .	Qingling part No.	Remarks	Model applied															
						EXR 6W 420 height	EXR 6W 460 height	EXR 6U 380 height	EXZ 6U 380 height/reference	EXZ 6W 420 height			EXZ 6W 460 height								
A	B	C	D	E	F																
343	--- Fuel pipe																				
	8-97641-607-0		1		(A)				C	D											1704-
	8-98245-219-0		1		(B)				C	D											1704-
384	--- Support-booster's oil inlet pipe																				
	1-13345-191-0		1		(C)	A	B					E	F								1704-
	1-13345-213-0		1		(B)	A	B					E	F								1704-
	1-13345-216-0		1		(A)				C	D											1704-
434	--- Nut																				
	0-9118-0108-0		1	Q32008	M8 reel	A	B	C	D	E	F										1704-
448	--- Filter																				
	1-11740-227-2		1		(C)	A	B					E	F								1704-
	8-97641-072-3		1	1109251-D17YZ	(A)	A	B	C	D	E	F										1704-
	8-98281-563-1		1	1109255-D17YZ	(B)	A	B	C	D	E	F										1704-
449	--- Bolt																				
	0-2805-0816-0		2	Q1840816	(D) M8X16 reel	A	B					E	F								1704-
	0-2865-0820-0		2	Q1840820	(A) M8X20 reel	A	B	C	D	E	F										1704-
	0-2865-0820-0		2	Q1840820	(A) M8X20 reel				C	D											1704-
	0-2865-0835-0		1	Q1840835	(B) M8X35 reel	A	B	C	D	E	F										1704-
	1-09980-498-0		1	8101143-117/C	(C) M8X16	A	B	C	D	E	F										1704-
454	--- Fuel pipe assembly																				
	8-97603-945-1		1						C	D											1704-
461	--- Binding tape																				
	1-09707-183-0		1	8202539-CYZ14	L=350				C	D											1704-
588	--- Sensor-oil temperature																				
	8-15404-280-0		1						C	D											1704-
	8-15404-280-0		1			A	B					E	F								1704-

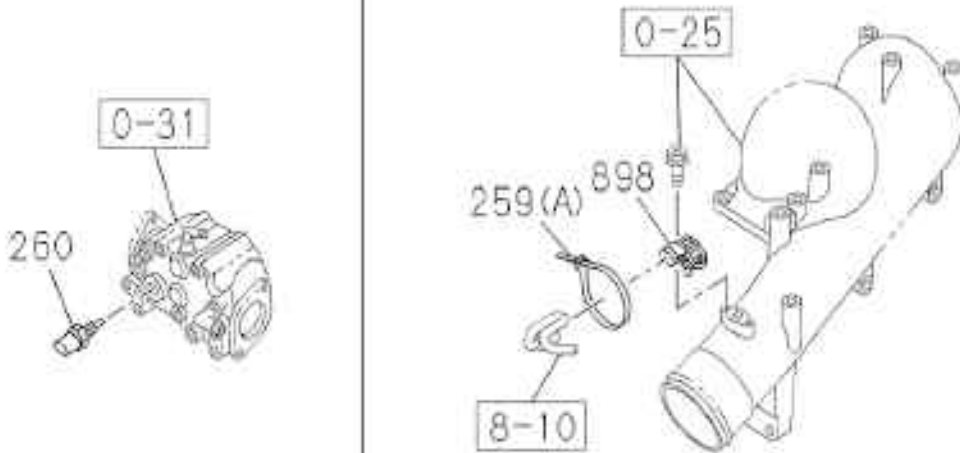
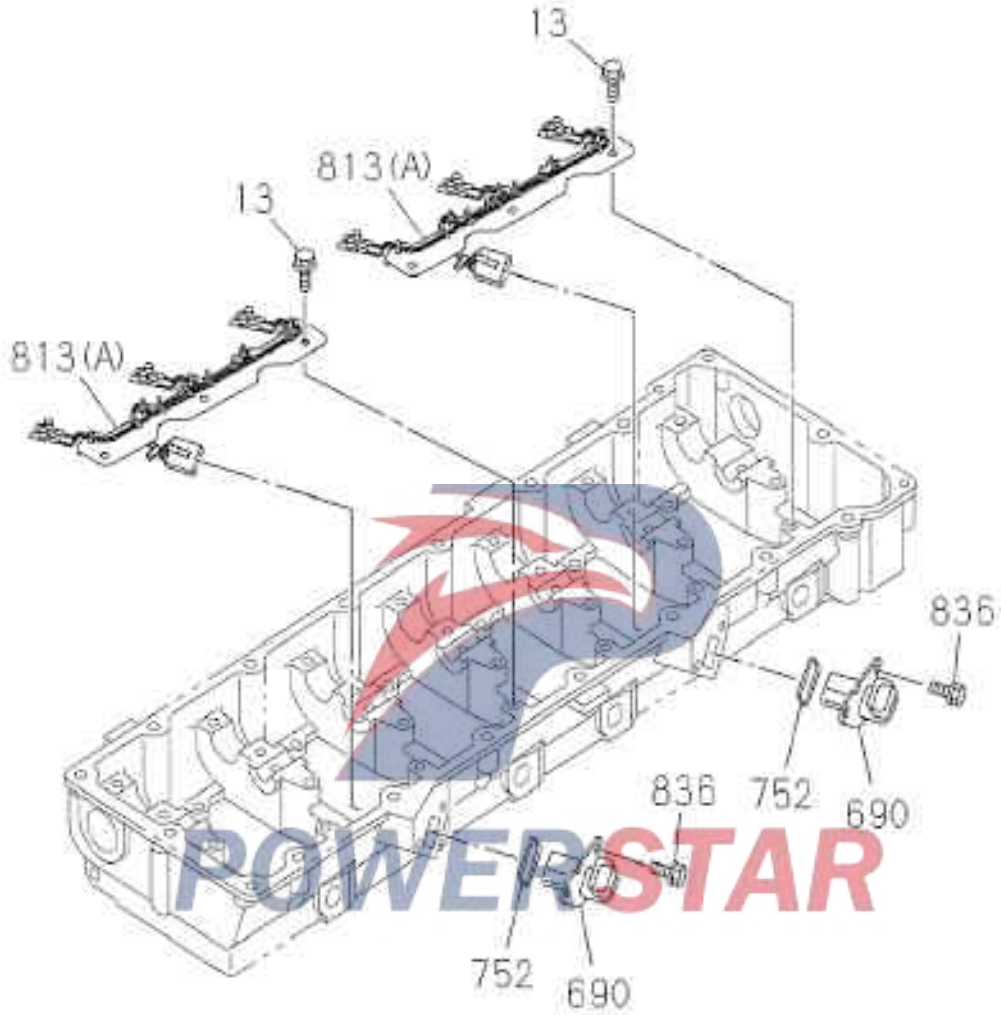


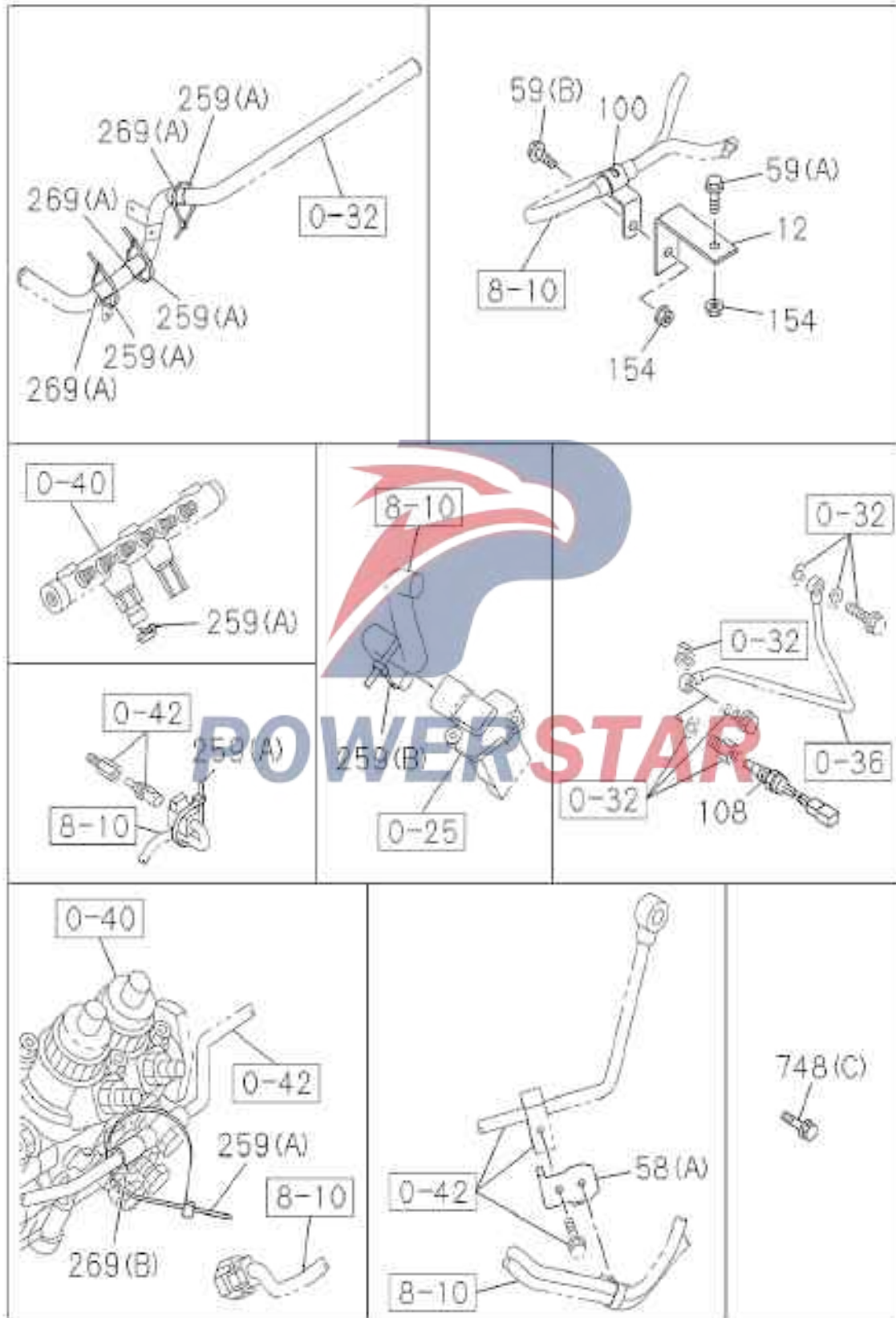
0-57		Exhaust pipeline																			
Figure No.																					
Index No.	Recommended grade/part name										Date of application	I T C									
	Part No.	L R	Q t y .	Qingling part No.	Remarks	Model applied															
						EXR 6W 420 height	EXR 6W 460 height	EXR 6U 380 height	EXZ 6U 380 height/reference	EXZ 6W 420 height			EXZ 6W 460 height								
A	B	C	D	E	F																
472	---	Bolt																			
		0-2815-1245-0		4		M12X45 reel					C	D									1704-
710	---	Support-EGR cooling pipe																			
		8-97430-581-0		1		(B)					C	D									1704-
		8-97430-583-0		1	1014352-CYZ14	(A)					C	D									1704-

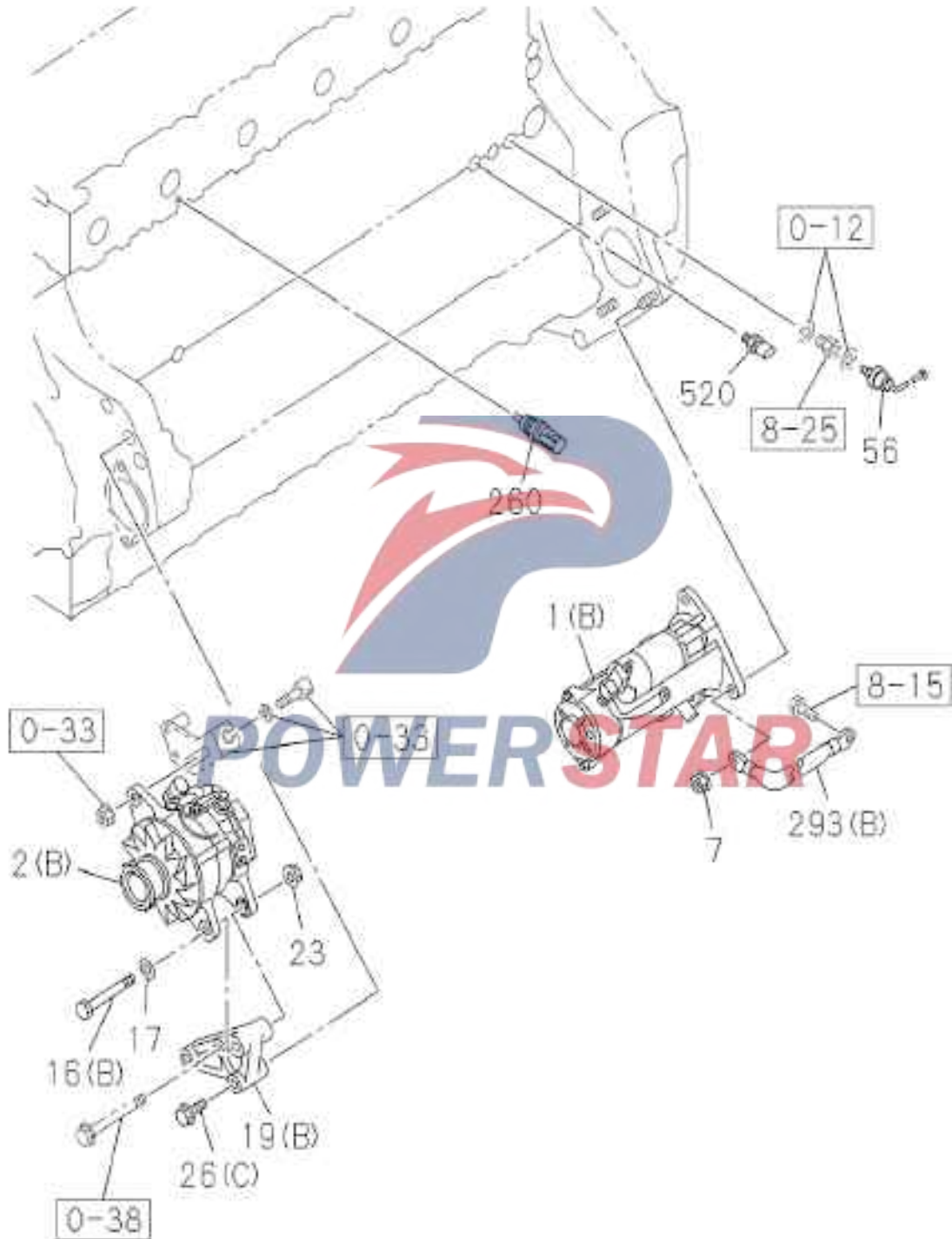


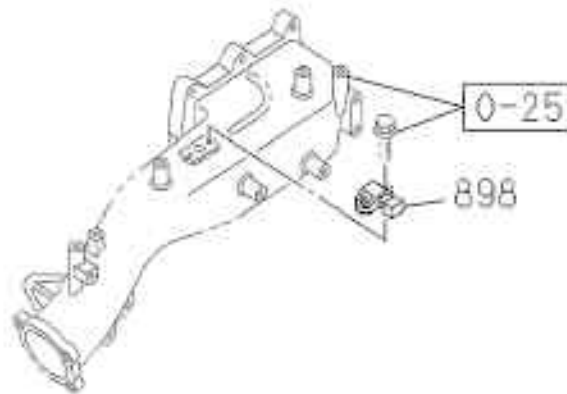
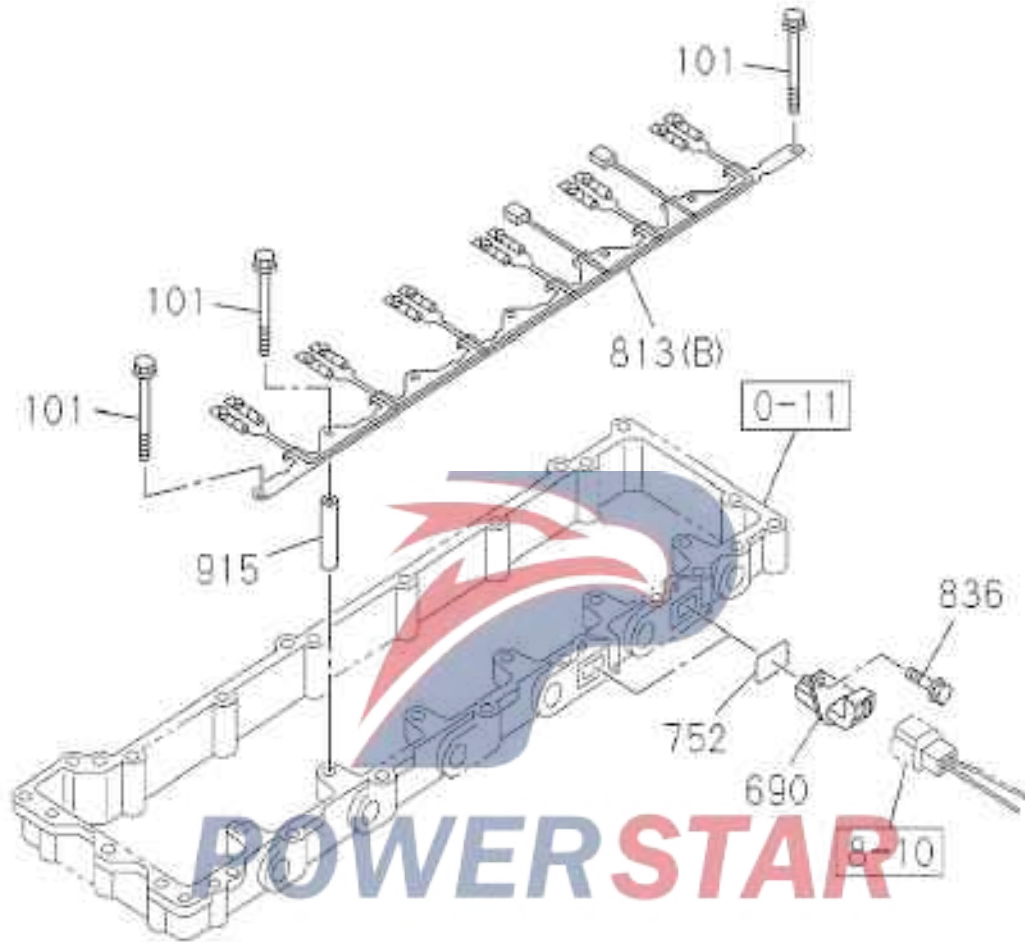


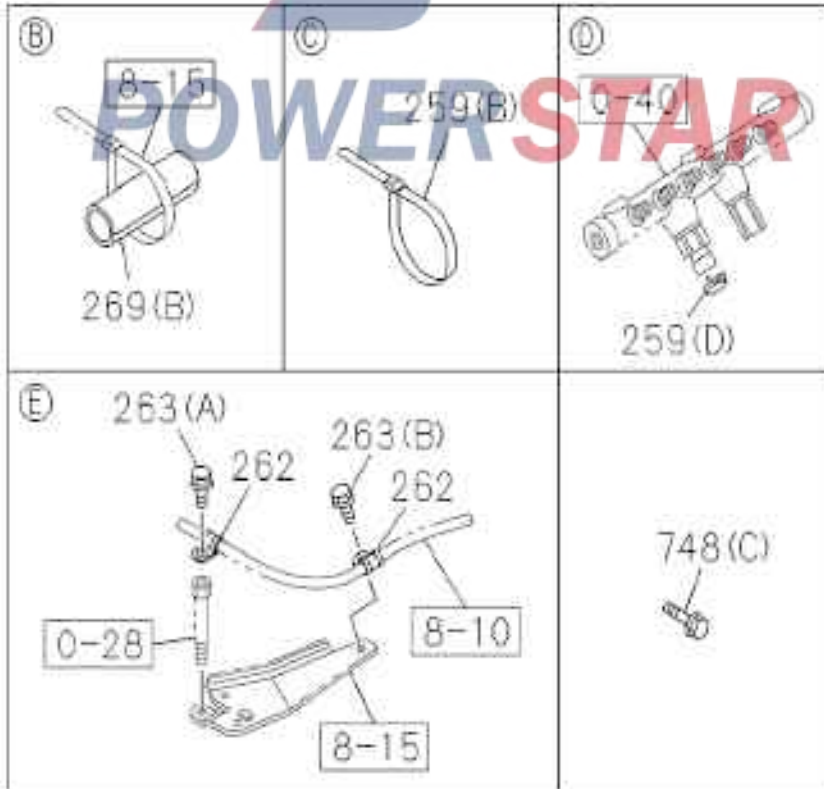
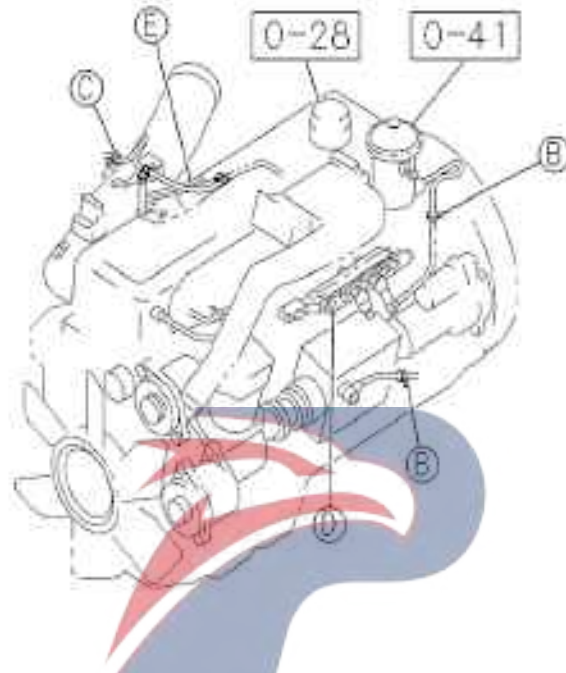
Qty.

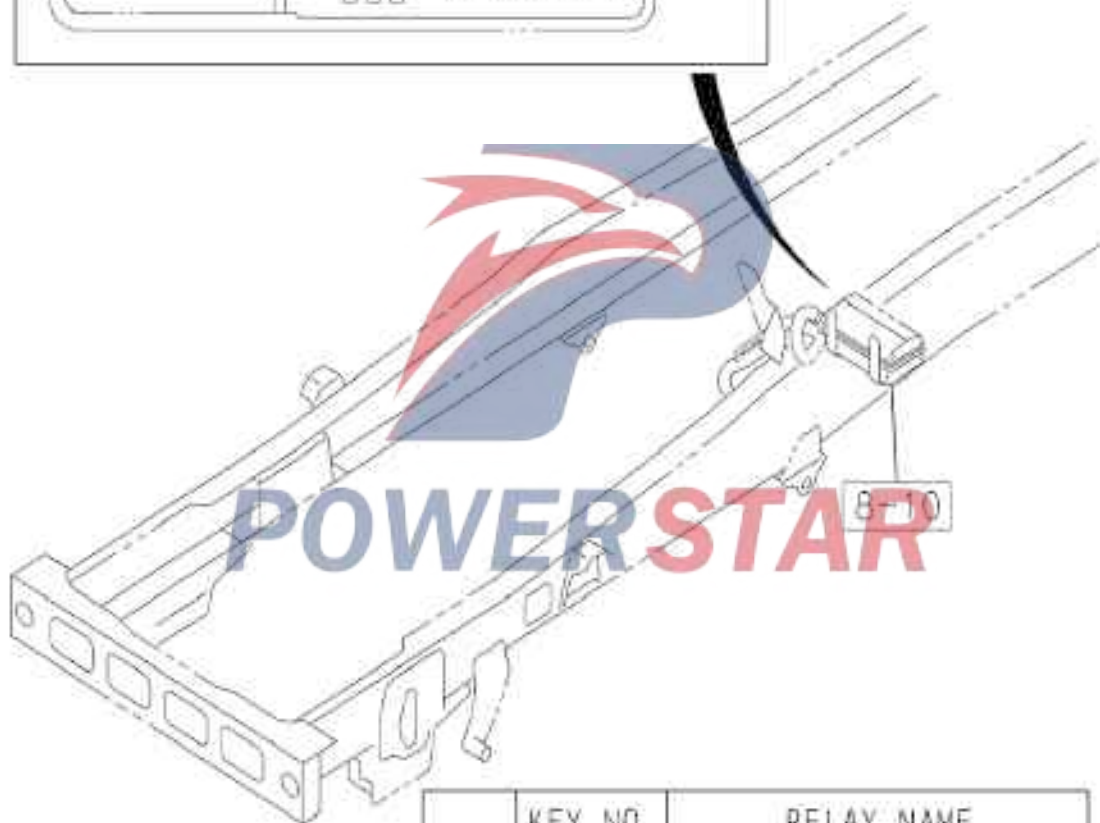
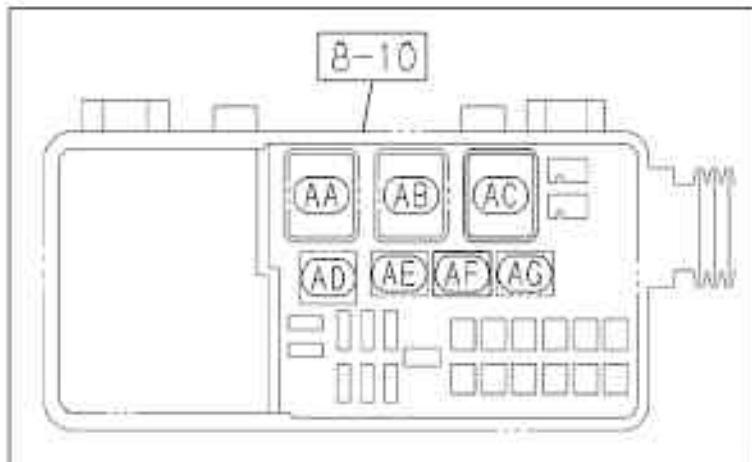




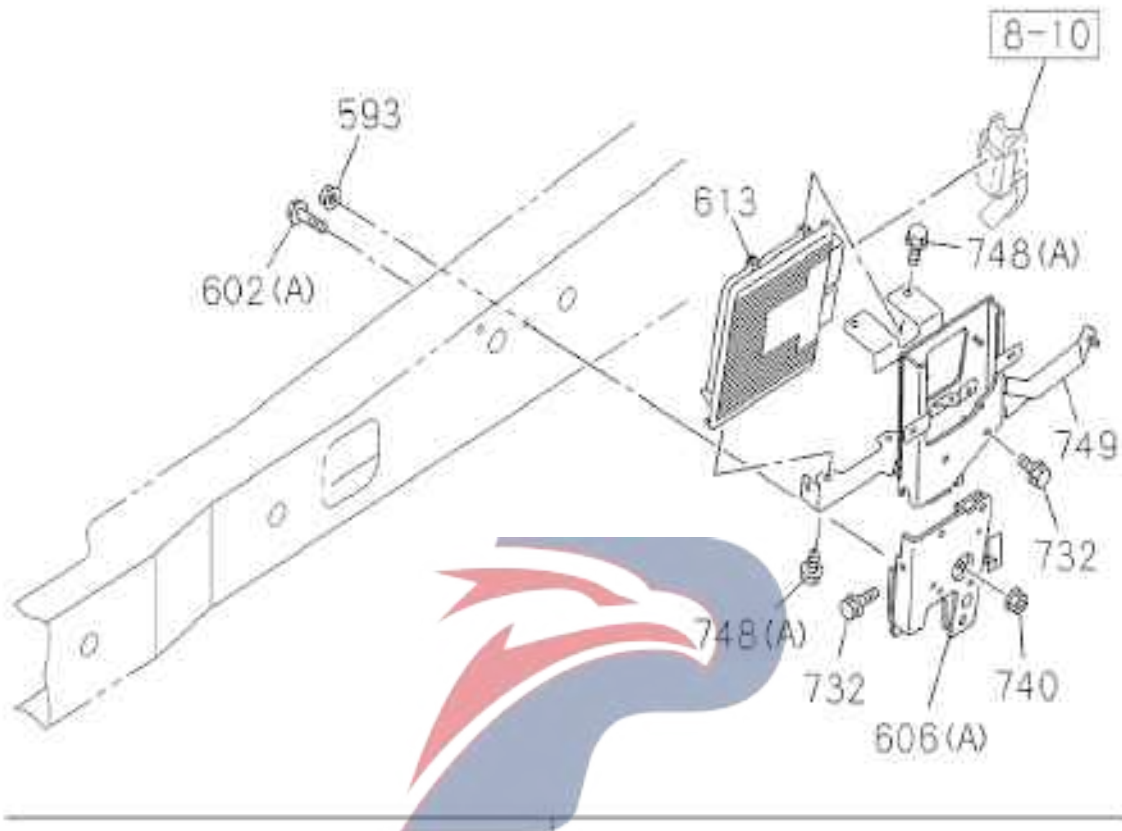




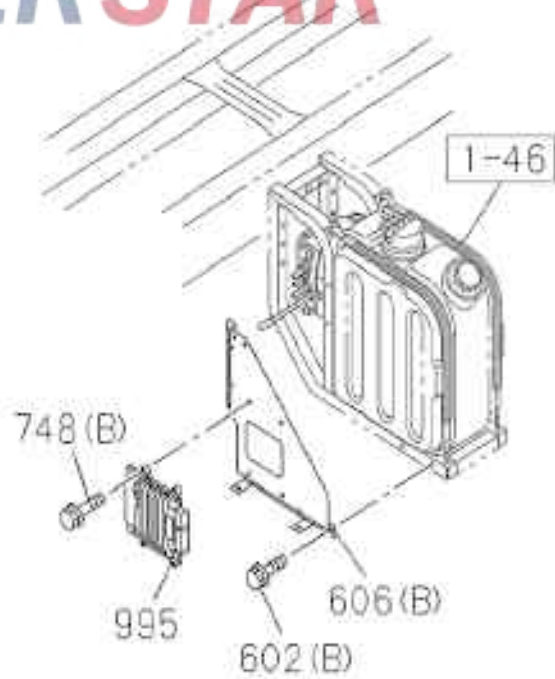
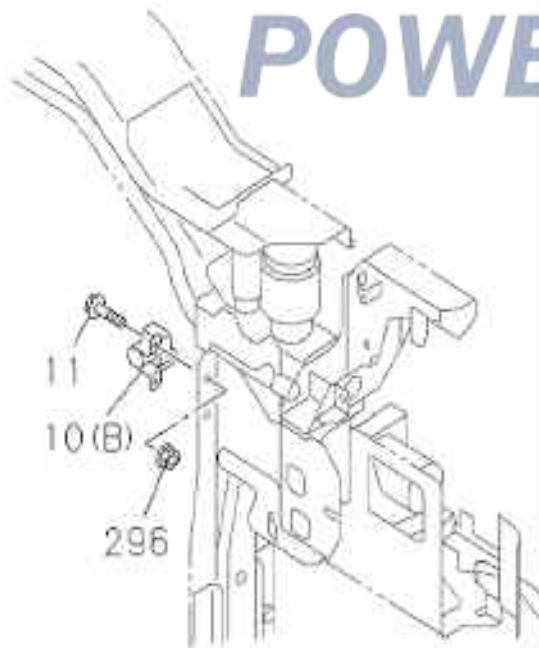




	KEY NO.	RELAY NAME
(AA)	—	—
(AB)	8-28	MAIN
(AC)	46	GLOW PLUG
(AD)	8-25	A/C
(AE)	8-28	POWER CAB TILT UNIT
(AF)	10(A)	STARTER
(AG)	8-28	TURBO CONT



POWERSTAR



0-60		Engine electric control parts																				
Figure No.																						
Index No.	Recommended grade/part name										Date of application	I T C										
	Part No.	L	Q	R	t	y	Qingling part No.	Remarks	Model applied													
									EXR 6W 420 height	EXR 6W 460 height			EXR 6U 380 height	EXZ 6U 380 height/reference	EXZ 6W 420 height	EXZ 6W 460 height						
A	B	C	D	E	F																	
56	---	Switch-oil pressure																				
		1-82410-163-1			1											E	F					1704-
58	---	Bracket																				
		8-97625-412-0			1								C	D								1704-
59	---	Bolt																				
		0-28650-820-0			1	Q1840820		(B)					C	D								1704-
		0-28650-830-0			1	Q1840830		M8X20 reel (A)					C	D								1704-
								M8X30 reel														
100	---	Clip																				
		1-09700-859-0			1	3703215-117/C		Inner diameter =14.5 H=23 L=30					C	D								1704-
101	---	Bolt																				
		0-2805-0870-0			7	Q1840870		M8X70 reel		A	B				E	F						1704-
108	---	Water temperature switch																				
		1-83161-033-0			1								C	D								1704-
154	---	Nut																				
		0-9118-0108-0			2	Q32008		M8 reel					C	D								1704-
259	---	Pipe clamp																				
		8-97619-917-0			2			(B)					C	D								1704-
								L=251														
		8-97619-917-0			3			(B)		A	B				E	F						1704-
								L=251														
		8-98216-430-0			10			(A)					C	D								1704-
								L=250														
260	---	Water temperature sensor																				
		8-98260-257-0			1			NISHIDA					C	D								1704-
		8-98260-257-0			1			NISHIDA		A	B				E	F						1704-
262	---	Clip																				
		8-98082-034-0			2	3724513-CYZ14		I.D.=10 L=16.5		A	B				E	F						1704-
263	---	Bolt																				
		0-28050-812-0			1	Q1840812		(A)		A	B				E	F						1704-
								M8X12 reel														
		0-28050-816-0			1	Q1840816		(B)		A	B				E	F						1704-
								M8X16 reel														
269	---	Spacer sleeve																				
		1-09337-012-0			3			(A)					C	D								1704-
								Inner diameter =17 Outer diameter =21 L=40														
		9-09956-682-0			3			(B)					C	D								1704-
								Inner diameter =10 Outer diameter =14 L=30														
		9-09956-682-0			3			(B)		A	B				E	F						1704-
								Inner diameter =10 Outer diameter =14 L=30														

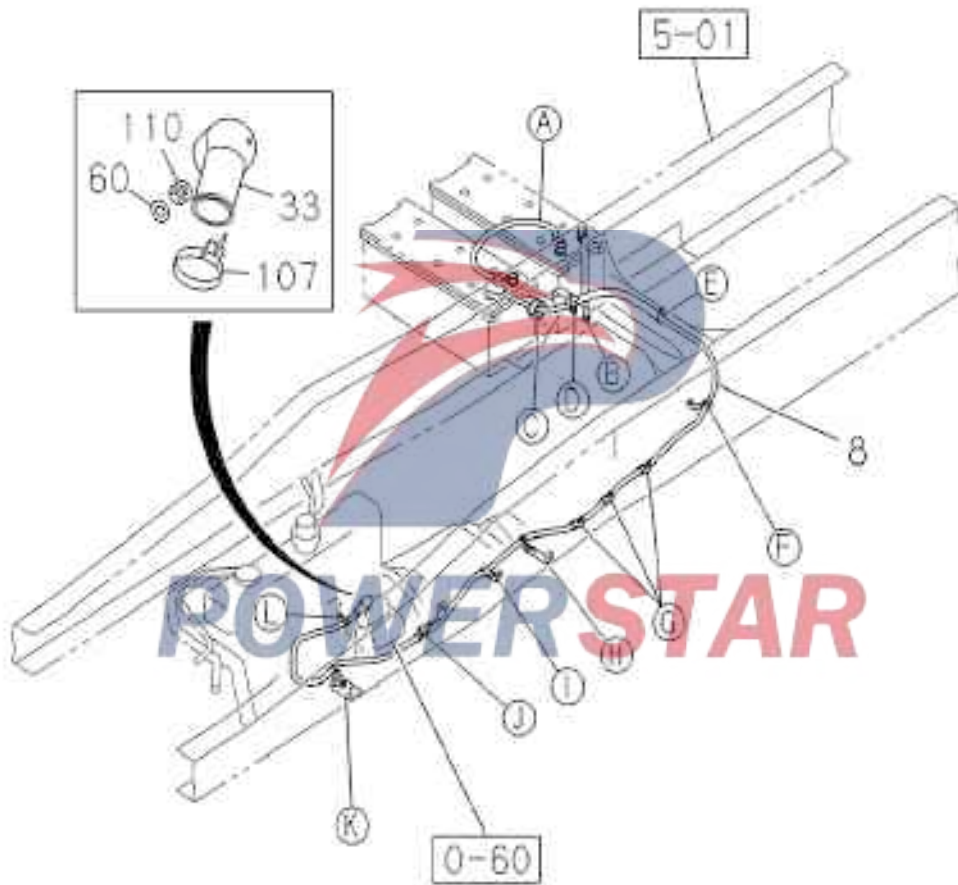
Figure No.

Index No.	Recommended grade/part name						Model applied						Date of application	I T C
	Part No.	L	Q t y .	Qingling part No.	Remarks	EXR 6W 420 height	EXR 6W 460 height	EXR 6U 380 height	EXZ 6U 380 height/reference	EXZ 6W 420 height	EXZ 6W 460 height			
						A	B	C	D	E	F			
293	Ground wire - starter 1-82650-235-0 8-97432-001-0	1 1			(B) L=350 (A)	A	B			E	F	1704- 1704-		
296	Nut 0-91180-108-0	2	Q32008	M8 reel		A	B	C	D	E	F	1704-		
520	Sensor-pressure 8-98027-456-0 8-98027-456-0	1 1				A	B	C	D		F	1704- 1704-		
593	Nut 0-91180-210-0	2	Q32010T13F2(P=1.25)	M10 reel		A	B	C	D	E	F	1704-		
602	Bolt 0-28050-825-0 0-28051-040-0	2 1	Q1840825 Q1841040(P=1.25)	(B) M8X25 reel (A) M10X40 reel		A	B	C	D	E	F	1704- 1704-		
606	Bracket 8-97432-105-0 8-97433-280-0 8-97433-281-0 8-97433-280-0	1 1 1 1	3735131-D17YZ 1205131-D17YZ 1205131-D15YR 1205131-D17YZ	(A) (B) (B) (B) wheelbase (3900)		A	B	C	D	E	F	1704- 1704- 1704- 1704-		
613	Engine control unit 8-97433-075-0 8-97433-076-0 8-98340-432-0 8-98347-599-0	1 1 1 1				A	B	C	D	E	F	1704- 1704- 1704- 1704-		
690	Electrical connector 8-94390-858-1 8-94390-858-1	2 2				A	B	C	D	E	F	1704- 1704-		
732	Bolt 0-28051-020-0	3	Q1841020(P=1.25)	M10X20 reel		A	B	C	D	E	F	1704-		
740	Nut 0-91180-210-0	1	Q32010T13F2(P=1.25)	M10 reel		A	B	C	D	E	F	1704-		
748	Bolt 0-28050-635-0 0-28050-816-0 0-28650-616-0	4 4 2	Q1840635 Q1840816 Q1840616	(B) M6X35 reel (A) M8X16 reel (C) M6X16 reel		A	B	C	D	E	F	1704- 1704- 1704-		
749	Support assembly--ECM 8-97432-104-0	1	3735121-D17YZ			A	B	C	D	E	F	1704-		
752	Gasket--electric connector 8-94391-310-0 8-94391-310-0	2 2				A	B	C	D	E	F	1704- 1704-		

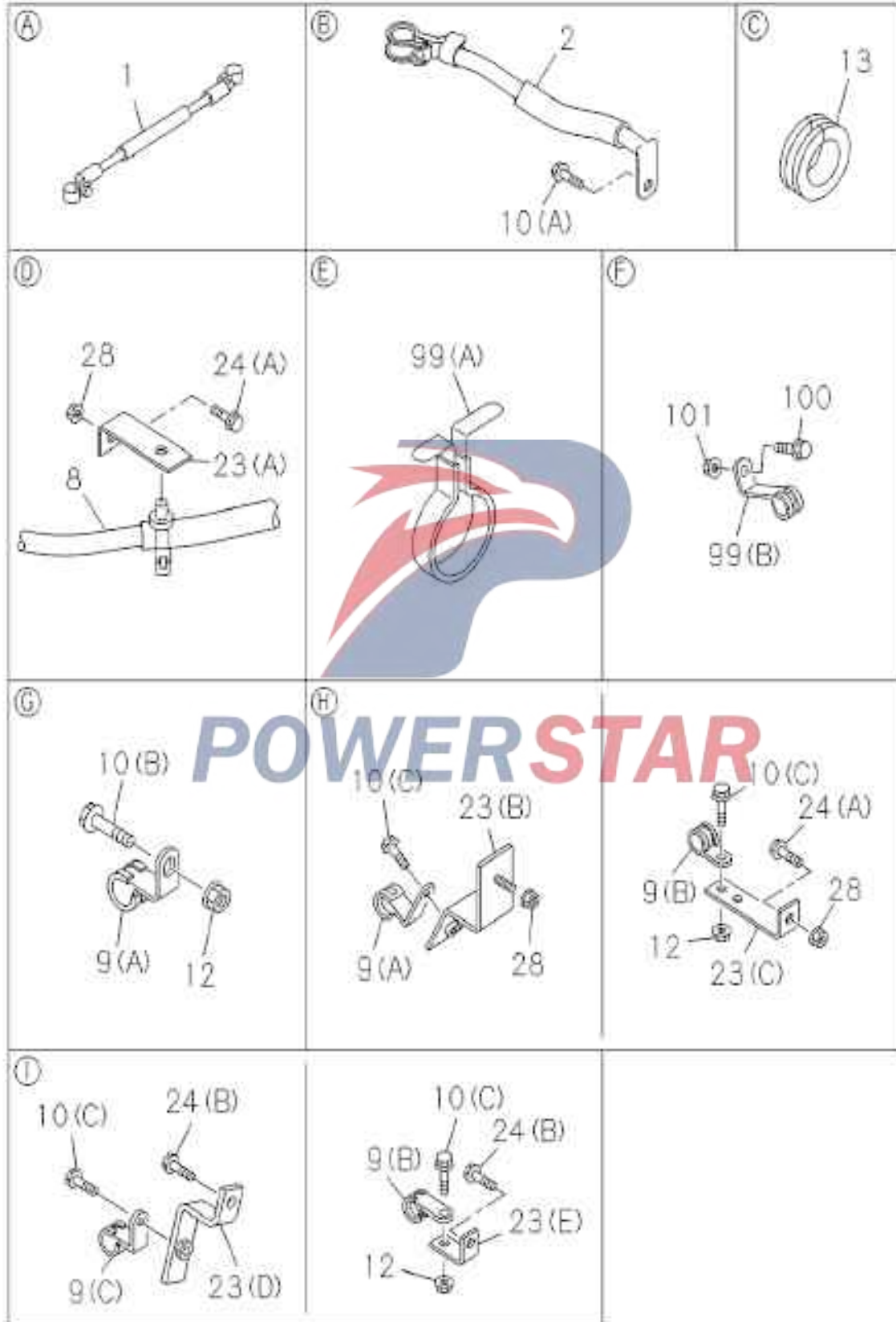
Figure No.

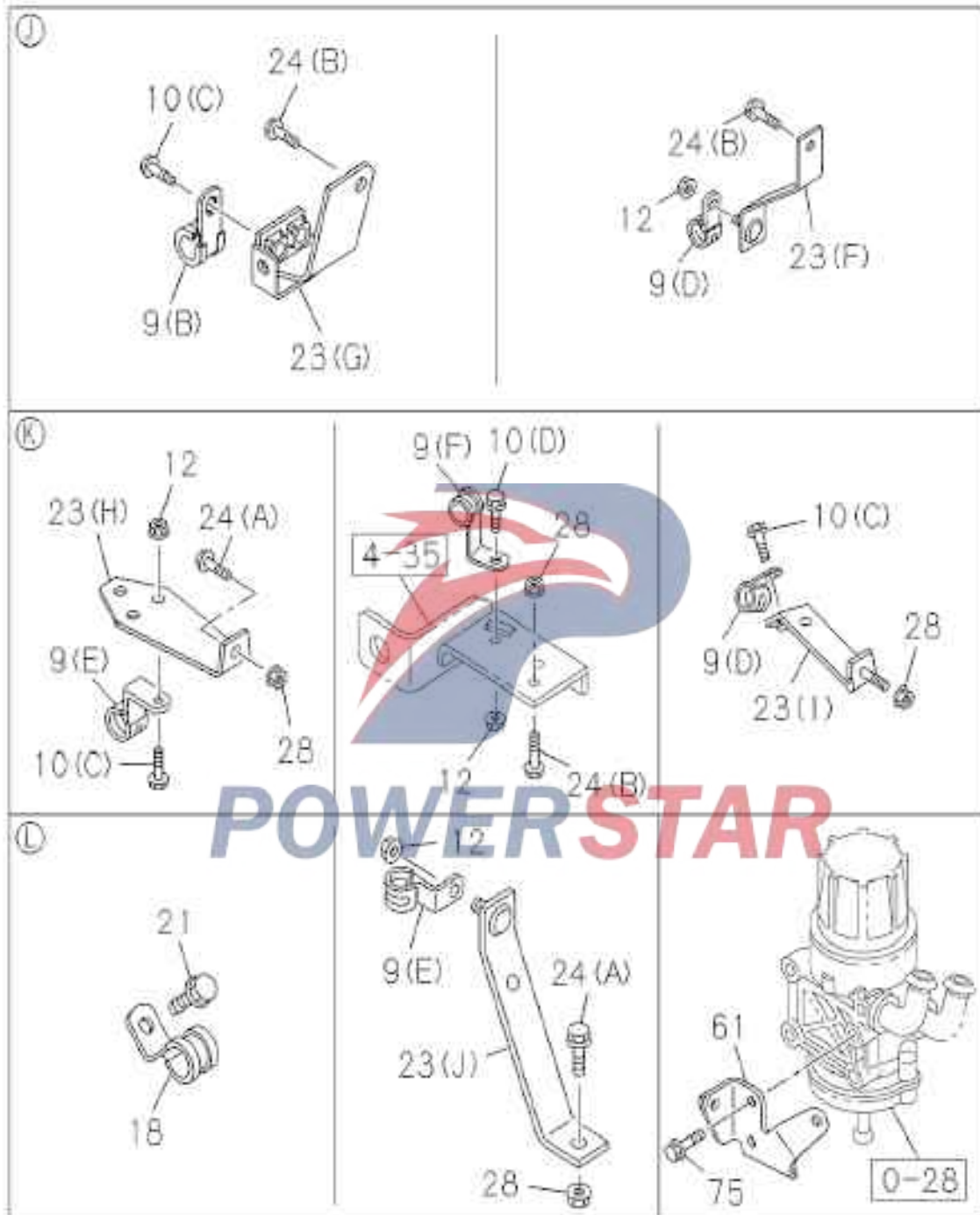
Index No.	Recommended grade/part name					Model applied						Date of application	I T C
	Part No.	L R	Q t y .	Qingling part No.	Remarks	EXR 6W 420 height	EXR 6W 460 height	EXR 6U 380 height	EXZ 6U 380 height/reference	EXZ 6W 420 height	EXZ 6W 460 height		
						A	B	C	D	E	F		
766	--- Gasket 1-09630-141-0		1		Inner diameter =14.2 Outer diameter =25			C	D			1704-	
813	--- Wiring harness assembly												
	8-97430-693-0		2	3724710-CYZ14	(A)			C	D			1704-	
	8-97431-913-1		1	3724710-D17YZ	(B)	A	B			E	F	1704-	
836	--- Bolt												
	0-28050-812-0		4	Q1840812	M8X12 reel			C	D			1704-	
	0-28050-812-0		4	Q1840812	M8X12 reel	A	B			E	F	1704-	
898	--- Sensor												
	8-98009-418-0		1					C	D			1704-	
	8-98009-418-0		1			A	B			E	F	1704-	
915	--- Spacer sleeve												
	1-11369-157-0		2		L=51	A	B			E	F	1704-	
	1-11369-157-0		5		L=51	A	B			E	F	1704-	
995	--- Controller												
	8-97432-639-0		1	1205065-D16YZ		A				E		1704-	
	8-97432-640-0		1	1205065-D17YZ			B				F	1704-	
	8-97432-641-0		1	1205065-D15YR				C	D			1704-	
	8-97433-043-0		1	1205065-D34EZ								1704-	





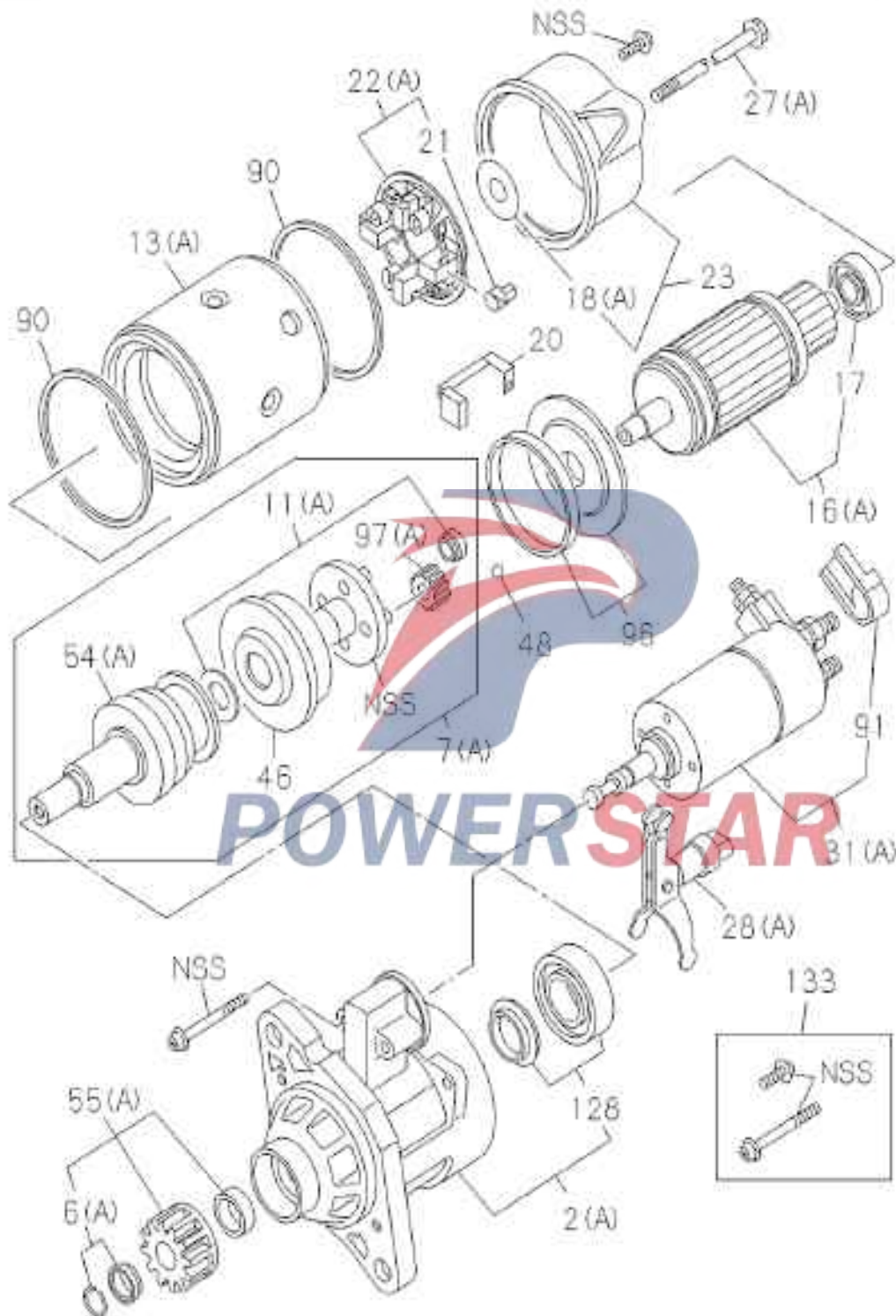
Qty.

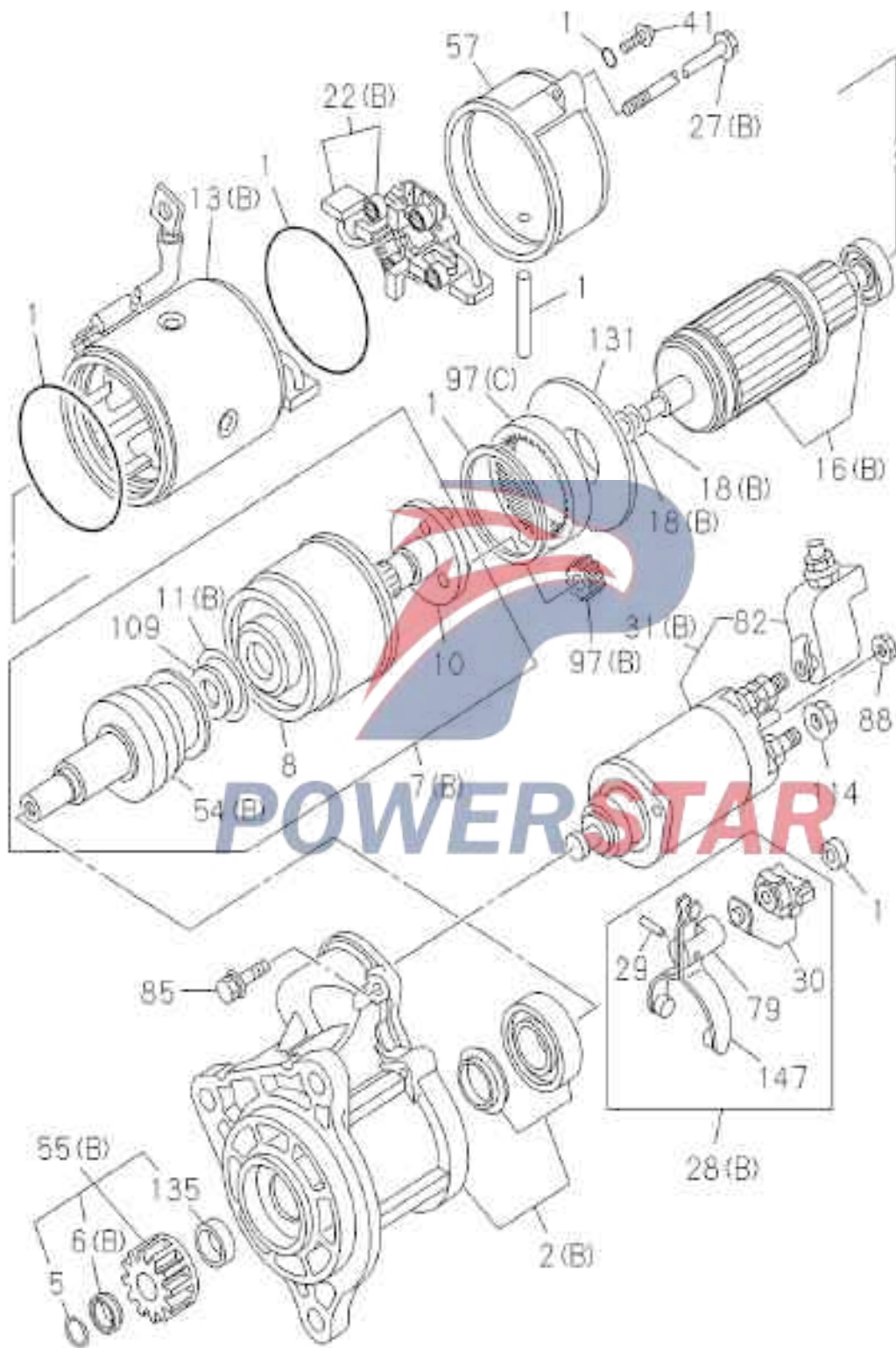




0-61		Electrical parts of battery and engine																
Figure No.																		
Index No.	Recommended grade/part name										Date of application	I T C						
	Part No.	L	R	Q	t	y	.	Qingling part No.	Remarks	Model applied								
										EXR 6W 420 height			EXR 6W 460 height	EXR 6U 380 height	EXZ 6U 380 height/reference	EXZ 6W 420 height	EXZ 6W 460 height	
A	B	C	D	E	F													
1	---	Wiring harness-from positive to negative pole of battery																
		8-97431-389-0		1				3703170-CYZ14	L=540		A	B	C	D	E	F	1704-	
2	---	Wiring harness-battery's negative pole																
		8-97433-154-0		1				3703210-CYZ14			A	B	C	D	E	F	1704-	
8	---	Harness																
		8-97433-758-0		1				3703160-D34EZ					C	D			1704-	
		8-97433-759-0		1				3703160-D17YZ			A	B			E	F	1704-	
9	---	Clip																
		1-09700-861-0		1				3703132-CYZ14	(E) Inner diameter =20 H=23 L=27		A	B	C	D	E	F	1704-	
		1-09700-991-1		1				3703245-117/C	(F) Inner diameter =21 H=40 L=30		A	B			E	F	1704-	
		1-09701-067-0		1				3506813-CYZ14	(B) I.D.=18 L=28				C	D			1704-	
		1-09701-067-0		2				3506813-CYZ14	(B) I.D.=18 L=28		A	B			E	F	1704-	
		1-09701-070-0		1				3703138-CYZ14	(C) Inner diameter =18 H=23 L=28				C	D			1704-	
		1-09701-110-0		2				3703133-CYZ14	(A) Inner diameter =18 L=28 H=30		A	B			E	F	1704-	
		1-09701-110-0		3				3703133-CYZ14	(A) Inner diameter =18 L=28 H=30				C	D			1704-	
		8-94176-807-1		2				1002214-850	(D) I.D.=21 L=24		A	B			E	F	1704-	
10	---	Bolt																
		0-28650-820-0		3				Q1840820	(C)M8X20 reel		A	B			E	F	1704-	
		0-28650-820-0		4				Q1840820	(C)M8X20 reel				C	D			1704-	
		0-28650-825-0		1				Q1840825	(D)M8X25 reel		A	B			E	F	1704-	
		0-28650-830-0		2				Q1840830	(B)M8X30 reel		A	B	C	D	E	F	1704-	
		8-98164-837-0		1				3703143-CYZ14	(A)M8X14		A	B	C	D	E	F	1704-	
12	---	Nut																
		0-91180-108-0		3				Q32008	M8 reel				C	D			1704-	
		0-91180-108-0		7				Q32008	M8 reel		A	B			E	F	1704-	
13	---	Sleeve																
		1-09891-003-0		1				8100691-CYZ14	Inner diameter =32 Outer diameter =40 T=18		A	B	C	D	E	F	1704-	
18	---	Clip																
		1-09700-861-0		1				3703132-CYZ14	Inner diameter =20 H=23 L=27				C	D			1704-	
		8-94176-807-1		1				1002214-850	I.D.=21 L=24		A	B			E	F	1704-	
21	---	Bolt																
		0-28650-820-0		1				Q1840820	M8X20 reel		A	B	C	D	E	F	1704-	

0-61		Electrical parts of battery and engine																		
Figure No.																				
Index No.	Recommended grade/part name										Date of application	I T C								
	Part No.	L	Q t y .	Qingling part No.	Remarks	Model applied														
						EXR 6W 420 height	EXR 6W 460 height	EXR 6U 380 height	EXZ 6U 380 height/reference	EXZ 6W 420 height			EXZ 6W 460 height							
A	B	C	D	E	F															
23	--- Bracket																			
	1-47471-215-1		1	3703134-CYZ14	(G)			C	D											1704-
	1-47476-676-0		1	3703135-CYZ14	(D)				C	D										1704-
					L=85 H=40															
	1-47478-323-0		1	8202541-CYZ14	(A)	A	B	C	D	E	F									1704-
					L=75															
	1-47478-410-0		1	3408028-CYZ14	(E)	A	B			E	F									1704-
					L=40															
	1-47479-779-0		1	3703136-CYZ14	(H)				C	D										1704-
	1-82698-557-0		1	3703134-D17YZ	(C)	A	B				E	F								1704-
					L=95															
	1-82698-574-0		1	3703135-D17YZ	(I)	A	B				E	F								1704-
	1-82698-575-1		1	3703136-D17YZ	(F)	A	B				E	F								1704-
	1-82698-629-0		1	3703138-D17YZ	(J)	A	B				E	F								1704-
	8-98239-410-0		1	3703137-CYZ14	(B)			C	D											1704-
24	--- Bolt																			
	0-28650-820-0		2	Q1840820	(B)M8X20 reel	A	B	C	D	E	F									1704-
	0-28650-830-0		2	Q1840830	(B)M8X30 reel			C	D											1704-
	0-28650-830-0		3	Q1840830	(A)M8X30 reel	A	B	C	D	E	F									1704-
28	--- Nut																			
	0-91180-108-0		2	Q32008	M8 reel			C	D											1704-
	0-91180-108-0		3	Q32008	M8 reel	A	B			E	F									1704-
33	--- Insulated cap																			
	1-82699-431-0		1	3703113-117		A	B	C	D	E	F									1704-
60	--- Spring washer																			
	0-91510-810-0		1	Q40510	Inner diameter =10.2	A	B	C	D	E	F									1704-
61	--- Bracket																			
	8-98306-841-0		1			A	B			E	F									1704-
75	--- Bolt																			
	0-2805-0-820-0		2	Q1840820	M8X20 reel	A	B			E	F									1704-
99	--- Clip																			
	1-09700-861-0		1	3703132-CYZ14	(B)Inner diameter =20 H=23 L=27	A	B	C	D	E	F									1704-
	9-09917-430-0		1	3703235-117/C	(A)Inner diameter =20 L=50	A	B	C	D	E	F									1704-
100	--- Bolt																			
	0-28650-820-0		1	Q1840820	M8X20 reel	A	B	C	D	E	F									1704-
101	--- Nut																			
	0-91180-108-0		1	Q32008	M8 reel	A	B	C	D	E	F									1704-
107	--- Binding tape																			
	1-09707-183-0		1	8202539-CYZ14	L=350	A	B	C	D	E	F									1704-
110	--- Nut																			
	8-98011-328-0		1	3703131-CYZ14	M10	A	B	C	D	E	F									1704-





Index No.	Recommended grade/part name		Assembly part No.	
	Part No. (date of application/ITC)	Qty.	8	8
			9	9
			7	7
			4	4
			3	3
			0	1
			6	9
			5	1
			7	6
			1	0
1	Sealing strip starter TBD	1		B
2	Starter pinion housing TBD	1	A	(A)
	TBD	1	B	(B)
5	Pipe clamp TBD	1		B
6	Pinion starter stopper TBD	1	A	(A)
	TBD	1	B	(B)
7	Clutch starter pinion assembly TBD	1	A	(A)
	TBD	1	B	(B)
8	Bracket TBD	1		B
10	Shaft TBD	1		
11	Gear shaft starter washer TBD	1	A	(A)
	TBD	1	B	(B)
13	Starter fork TBD	1	A	(A)
	TBD	1	B	(B)
16	Starter armature TBD	1	A	
	TBD	1	B	(B)
17	Starter armature bearing TBD	1	A	
18	Starter armature thrust washer TBD	1	A	(A)
	TBD	1	B	(B)
20	Brush starter (+) TBD	1	A	
21	Brush carrier starter spring TBD	4	A	
22	Brush starter base TBD	1	A	(A)
	TBD	1		(B)
23	Back cover starter cover TBD	1	A	
27	Starter studs TBD	1	A	(A)
	TBD	2	B	(B)



Index No.	Recommended grade/part name		Assembly part No.	
	Part No. (date of application/ITC)	Qty.	8	8
			9	9
28	--- Starter gear lever			
	TBD	1	A	(A)
	TBD	1	B	(B)
29	--- Pin			
	TBD	1	B	
30	--- Tray			
	TBD	1	B	
31	--- Engaged starter switch			
	TBD	1	A	(A)
	TBD	1	B	(B)
41	--- Screw			
	TBD	2	B	
46	--- Clutch starter gear			
	TBD	1	A	
48	--- Starter pinion ball head			
	TBD	1	A	
54	--- Clutch starter pinion			
	TBD	1	A	(A)
	TBD	1	B	(B)
55	--- Starter clutch pinion			
	TBD	1	A	
	TBD	1	B	
57	--- Cover assembly			
	TBD	1	B	
79	--- HOLDER; SHIFT LEVER			
	TBD	1	B	
82	--- Dust cover			
	TBD	1	B	
85	--- Bolt			
	TBD	2	B	
88	--- Nut			
	TBD	1	B	
90	--- Armature washer			
	TBD	2	A	
91	--- Cover			
	TBD	1	A	
96	--- Front housing washer			
	TBD	1	A	
97	--- Starter gear			
	TBD	4	A	(A)
	TBD	3	B	(B)
	TBD	1	B	(C)
109	--- Washer			
	TBD	1	B	



POWERSTAR

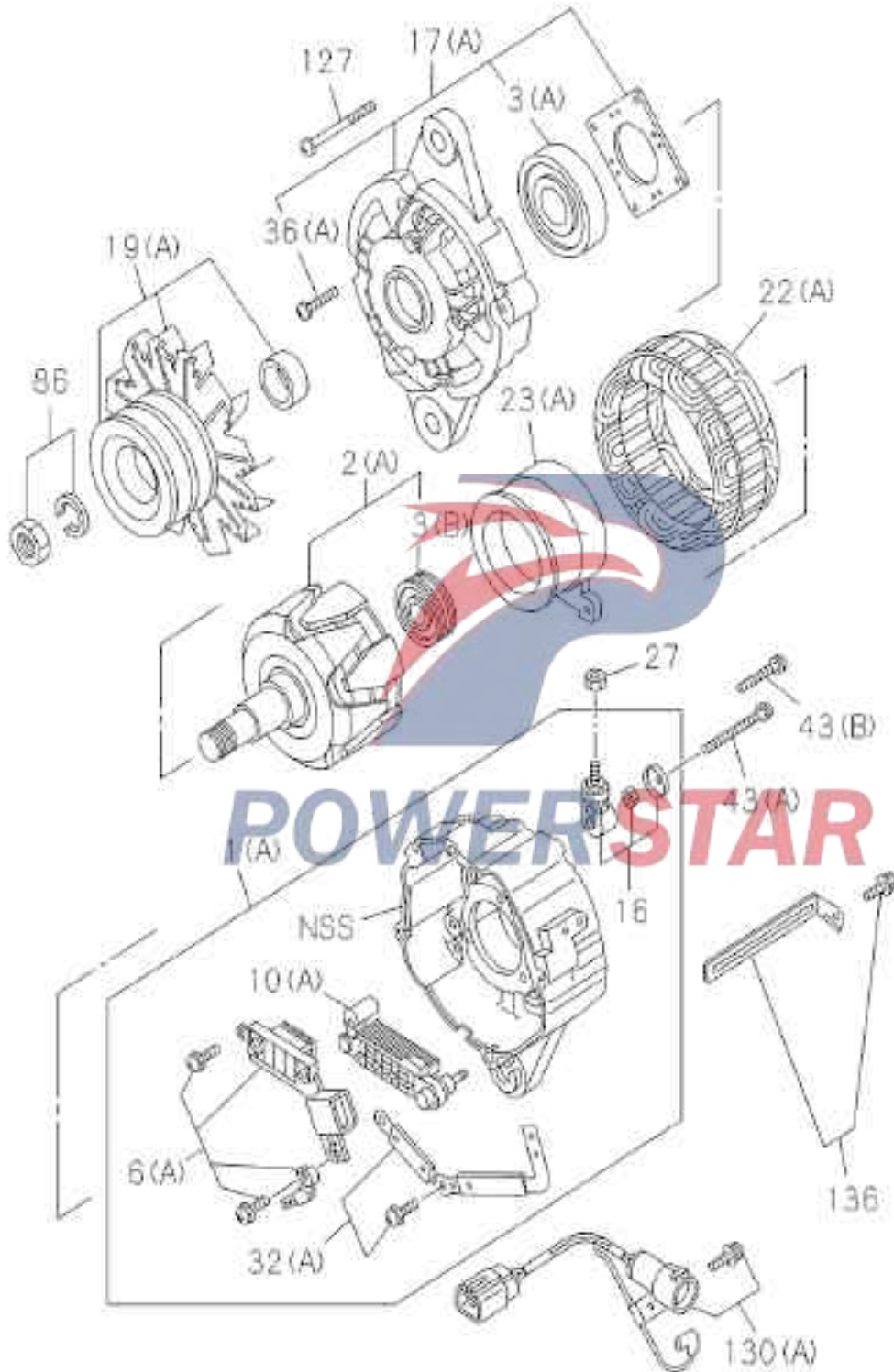
Figure No.

Index No.	Recommended grade/part name		Assembly part No.	
	Part No. (date of application/ITC)	Qty.	8	8
			9	9
			7	7
			4	4
			3	3
			0	1
			6	9
			5	1
			7	6
			1	0

114	--- Nut			
	TBD	1		B
128	--- Starter bearing			
	TBD	1	A	
131	--- Cover - starter			
	TBD	1		B
133	--- Starter screw kit			
	TBD	1	A	
135	--- Spring			
	TBD	1		B
147	--- Pin			
	TBD	2		B



POWERSTAR



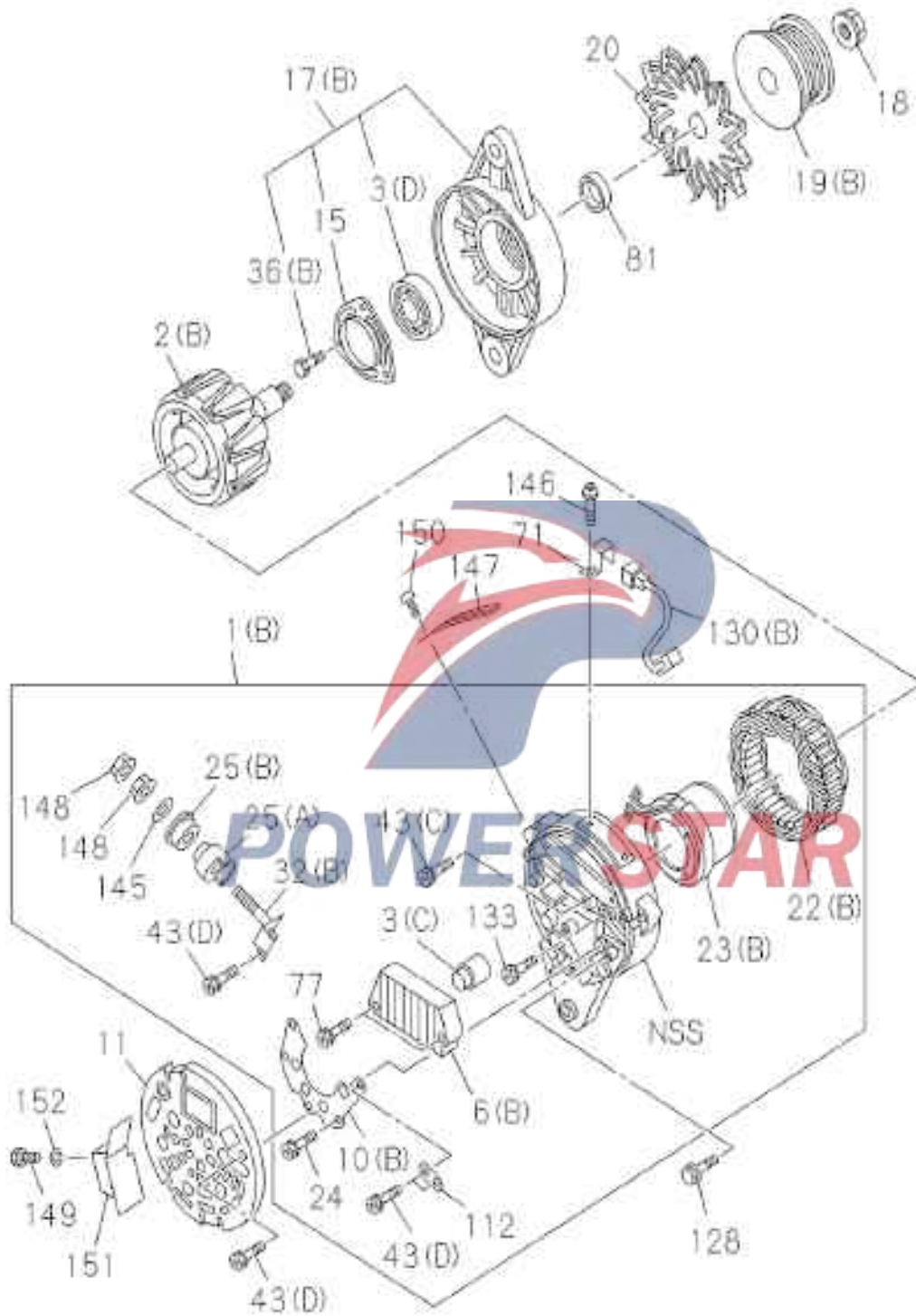


Figure No.

Index No.	Recommended grade/part name				Assembly part No.
	Part No. (date of application/ITC)	Qty.			
			8 9 7 4 3 2 9 7 0 0	8 9 7 4 3 3 2 3 8 8	
1	--- Rear generator cover assembly				
	TBD	1	A	(B)	
	TBD	1	B	(A)	
2	--- Generator roller shaft				
	TBD	1	A	(B)	
	TBD	1	B	(A)	
3	--- Generator rotor bearing				
	TBD	1	A	(C)	
	TBD	1	A	(D)	
	TBD	1	B	(A)	
	TBD	1	B	(B)	
6	--- Generator voltage regulator assembly				
	TBD	1	A	(B)	
	TBD	1	B	(A)	
10	--- Generator rectifier				
	TBD	1	A	(B)	
	TBD	1		(A)	
11	--- Cover				
	TBD	1	A		
15	--- Gasket				
	TBD	1	A		
16	--- Generator rectifier terminal assembly				
	TBD	1	B		
17	--- Front engine hood assembly				
	TBD	1	A		
	TBD	1	B	(A)	
18	--- Nut				
	TBD	1	A		
19	--- Generator pulley				
	TBD	1	A	(B)	
	TBD	1	B	(A)	
20	--- Fan				
	TBD	1	A		
22	--- Generator nail				
	TBD	1	A	(B)	
	TBD	1	B	(A)	
23	--- Generator rotor coil				
	TBD	1	A	(B)	
	TBD	1	B	(A)	
24	--- Screw				
	TBD	4	A		
25	--- Liner bushing				
	TBD	1	A	(A)	
	TBD	1	A	(B)	



POWERSTAR

Index No.	Recommended grade/part name				Assembly part No.
	Part No. (date of application/ITC)	Qty.			
			8 9 7 4 3 2 9 7 0 0	8 9 7 4 3 3 2 3 8 8	
27	--- Generator rectifier nut TBD	1		B	
32	--- Generator rectifier terminal TBD	1	A	(B)	
	TBD	1		B (A)	
36	--- Front cover plate screw TBD	3	A	(B)	
	TBD	1		B (A)	
43	--- Rear engine cover screw TBD	3	A	(C)	
	TBD	6	A	(D)	
	TBD	1		B (A)	
	TBD	1		B (B)	
71	--- HOLDER; TERMINAL,GEN TBD	1	A		
77	--- Screw TBD	2	A		
81	--- Gasket TBD	1	A		
86	--- Generator belt pulley nut package TBD	1		B	
112	--- Bracket TBD	1	A		
127	--- Generator fixing bolt TBD	1		B	
128	--- Bolt TBD	3	A		
130	--- Generator connector TBD	1	A	(B)	
	TBD	1		B (A)	
133	--- Screw TBD	3	A		
136	--- Generator clamp TBD	1		B	
145	--- Washer TBD	1	A		
146	--- Screw TBD	1	A		
147	--- Clip TBD	1	A		
148	--- Nut TBD	2	A		
149	--- Bracket bolt TBD	2	A		



POWERSTAR


Figure No.

Index No.	Recommended grade/part name		Assembly part No.	
	Part No. (date of application/ITC)	Qty.	8	8
			9	9
			7	7
			4	4
			3	3
			2	3
			9	2
			7	3
			0	8
			0	0

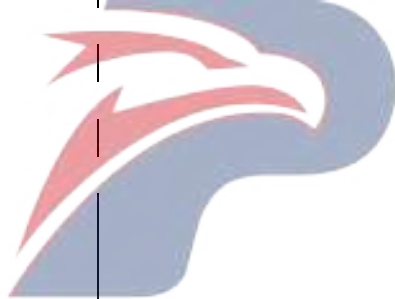
150	--- Bolt TBD	1	A	
151	--- Bracket TBD	1	A	
152	--- Washer TBD	2	A	



POWERSTAR



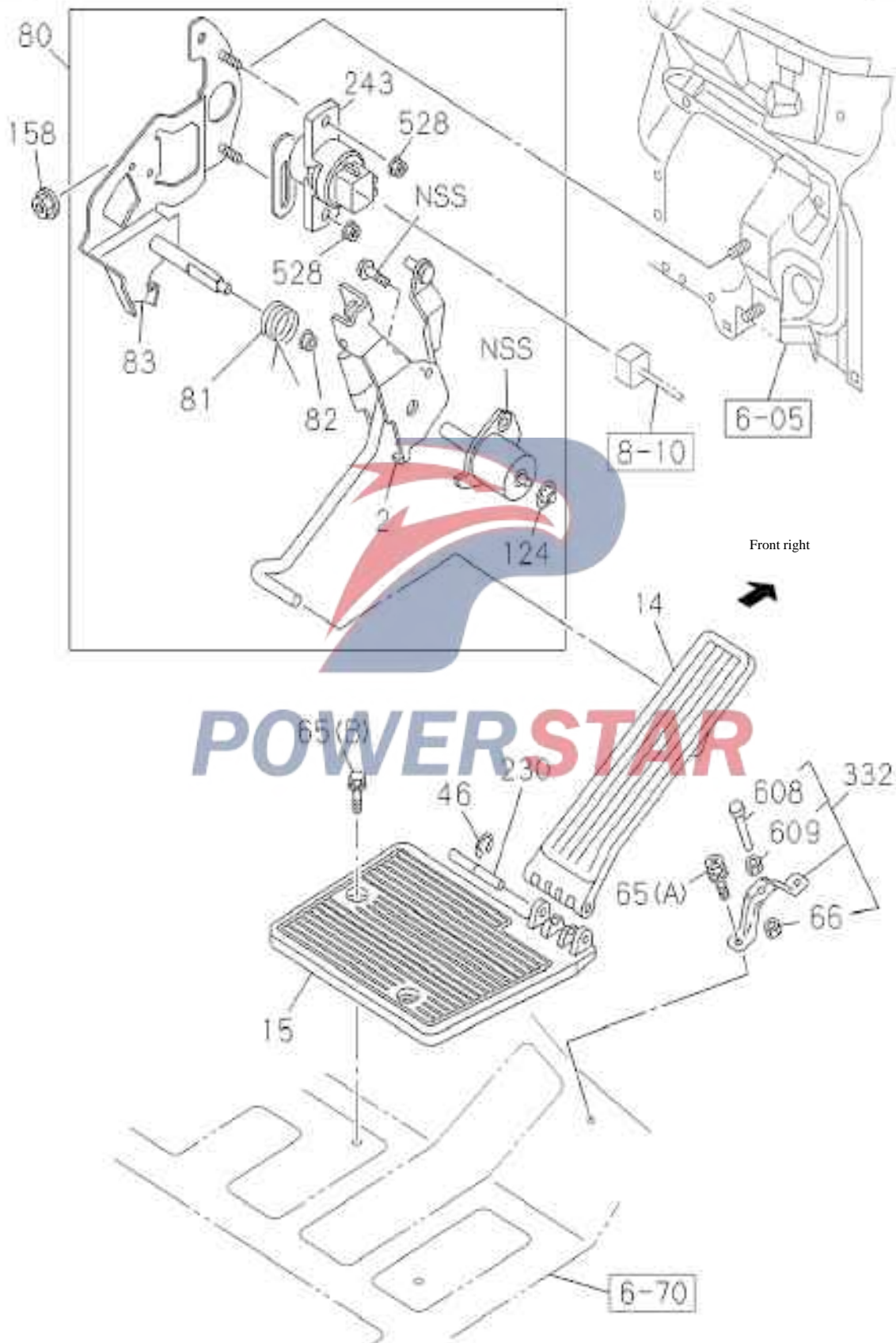
0-87		Coupler assembly											
Figure No.													
Index No.	Recommended grade/part name										Date of application	I T C	
	Part No.	L R	Q t y .	Qingling part No.	Remarks	Model applied							
						EXR 6W 420 height	EXR 6W 460 height	EXR 6U 380 height	EXZ 6U 380 height/reference	EXZ 6W 420 height			EXZ 6W 460 height
A	B	C	D	E	F								
1	--- Coupler 1-15789-207-0		1			A	B			E	F	1704-	
2	--- Bolt 1-15789-212-0		1			A	B			E	F	1704-	
6	--- Coupler 1-15789-208-0		1			A	B			E	F	1704-	
7	--- PLATE; COUPLING,COUPLING SIDE 1-15789-209-0		2			A	B			E	F	1704-	
9	--- Bolt 1-15789-210-0		2			A	B			E	F	1704-	
10	--- Nut 1-15789-213-0		2			A	B			E	F	1704-	
14	--- Bolt 1-15789-211-0		4			A	B			E	F	1704-	
20	--- Bolt 1-15789-214-0		2			A	B			E	F	1704-	



POWERSTAR

1-01 Accelerator pedal and control

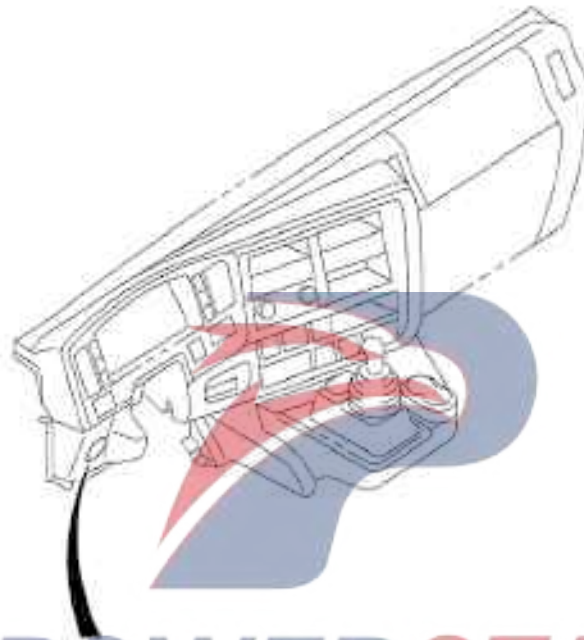
Figure No.



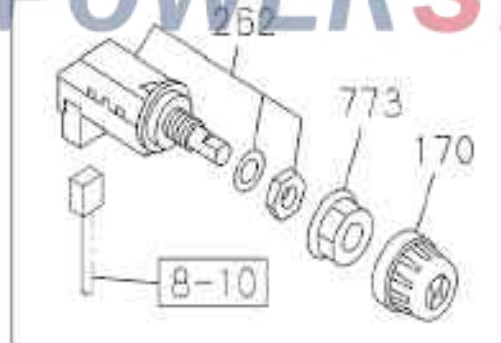
1-01 Accelerator pedal and control

Figure No.

Qty.



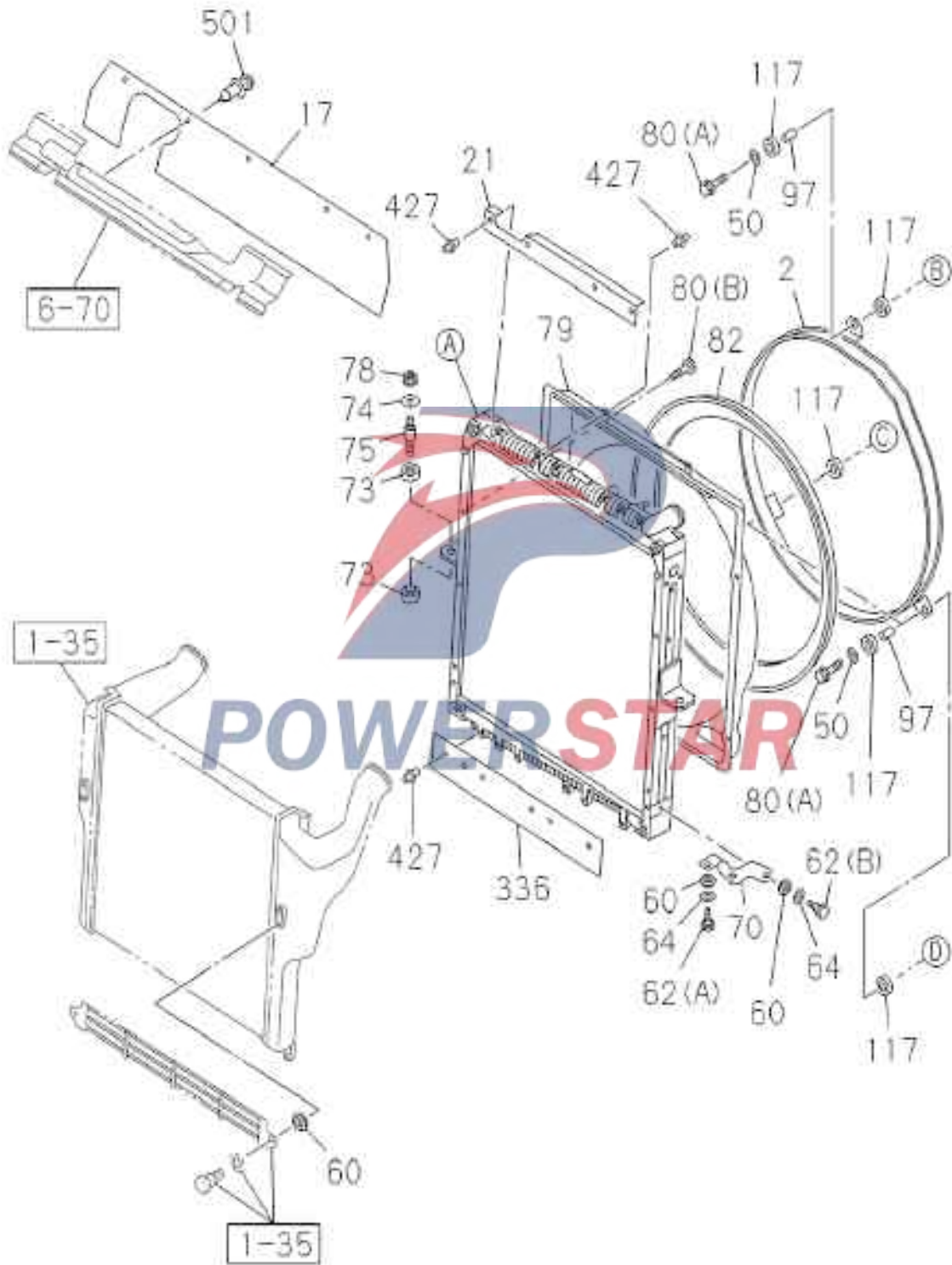
POWERSTAR



1-01		Accelerator pedal and control														
Figure No.																
Index No.	Recommended grade/part name										Date of application	I T C				
	Part No.	L	R	Q	t	y	Qingling part No.	Remarks	Model applied							
									EXR 6W 420 height	EXR 6W 460 height			EXR 6U 380 height	EXZ 6U 380 height/reference	EXZ 6W 420 height	EXZ 6W 460 height
A	B	C	D	E	F											
2	---	Connecting rod assembly-throttle control														
	8-97431-076-0			1					A	B	C	D	E	F	1704-	
14	---	Accelerator pedal														
	8-97859-101-0			1					A	B	C	D	E	F	1704-	
15	---	Support plate-accelerator pedal														
	8-97431-073-0			1					A	B	C	D	E	F	1704-	
46	---	Split retaining ring														
	0-9180-5504-0			1		1108241-P301	Inner diameter =4		A	B	C	D	E	F	1704-	
65	---	Bolt														
	1-09980-543-0			2		8101364-117/C	M6X28		A	B	C	D	E	F	1704-	
	8-94279-201-0			2		8101168-117/C	(A)M6X19.5		A	B	C	D	E	F	1704-	
66	---	Welded nut														
	9-0911-4088-0			1		T364A08			A	B	C	D	E	F	1704-	
80	---	Accelerator pedal assembly														
	8-97430-083-0			1		1108210-CYZ14			A	B	C	D	E	F	1704-	
81	---	Return spring														
	8-98031-665-0			1		1108279-CYZ14			A	B	C	D	E	F	1704-	
82	---	Lining washer														
	8-97581-053-0			1		1108265-CYZ14			A	B	C	D	E	F	1704-	
83	---	Support assembly-throttle control														
	8-98020-217-0			1					A	B	C	D	E	F	1704-	
124	---	Butterfly retainer ring														
	8-94368-617-0			1		1108269-CYZ14	Inner diameter =7.9		A	B	C	D	E	F	1704-	
158	---	Nut														
	0-9118-0108-0			2		Q32008	M8 reel		A	B	C	D	E	F	1704-	
170	---	Knob-switch														
	8-98013-420-0			1		1110060-D17YZ			A	B	C	D	E	F	1704-	
230	---	Pin														
	8-98026-806-0			1		1108232-P301			A	B	C	D	E	F	1704-	
243	---	Throttle sensor														
	8-98131-263-0			1		46 No figure number			A	B	C	D	E	F	1704-	
262	---	Idle switch														
	8-98013-418-0			1		1110050-D17YZ			A	B	C	D	E	F	1704-	
332	---	Limit support assembly-accelerator pedal														
	8-97430-082-0			1		1108230-CYZ14			A	B	C	D	E	F	1704-	
528	---	Nut														
	8-94169-022-0			2		1108219-CYZ14	M5		A	B	C	D	E	F	1704-	
608	---	Bolt														
	0-2085-0840-0			1		1108232-CYZ14	M8X40		A	B	C	D	E	F	1704-	
609	---	Nut														
	0-9111-0508-0			1		Q340B08	M8		A	B	C	D	E	F	1704-	
773	---	Bracket														
	8-97352-127-0			1		1110051-D17YZ			A	B	C	D	E	F	1704-	

1-10 Radiator

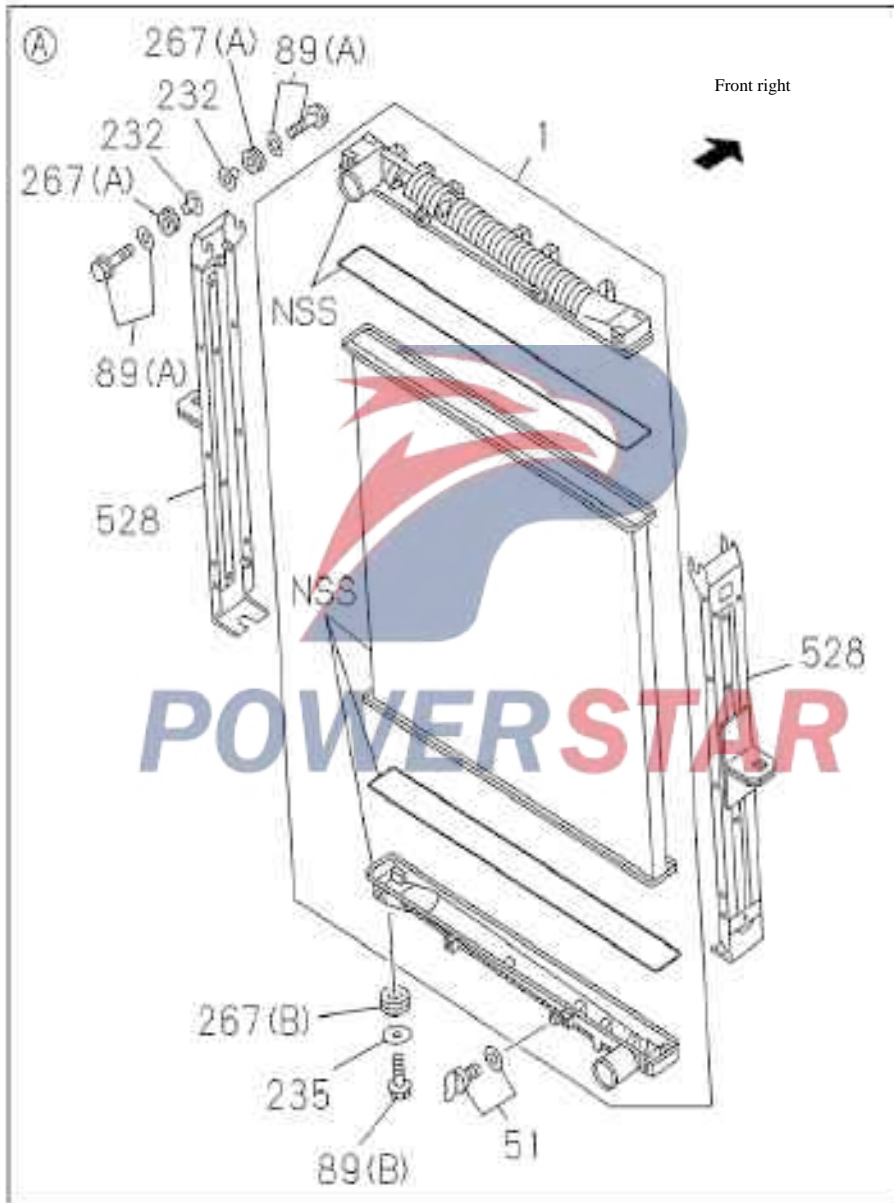
Figure No.



1-10 Radiator

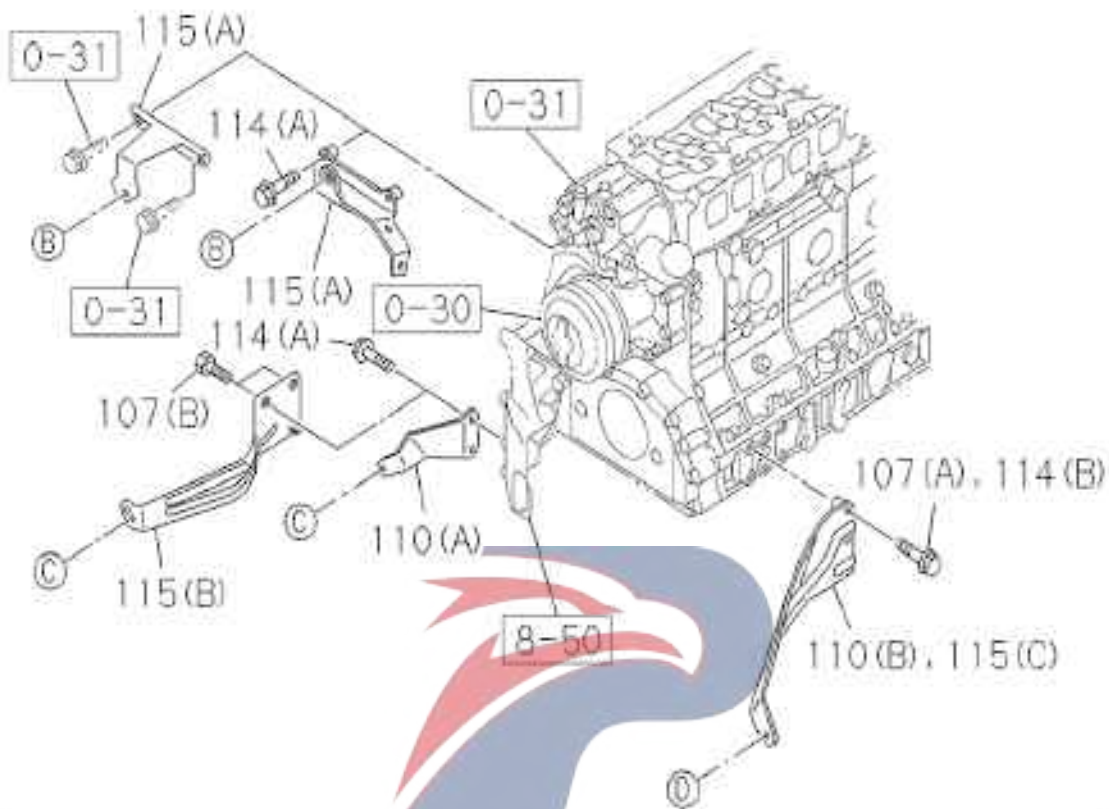
Figure No.

Qty.

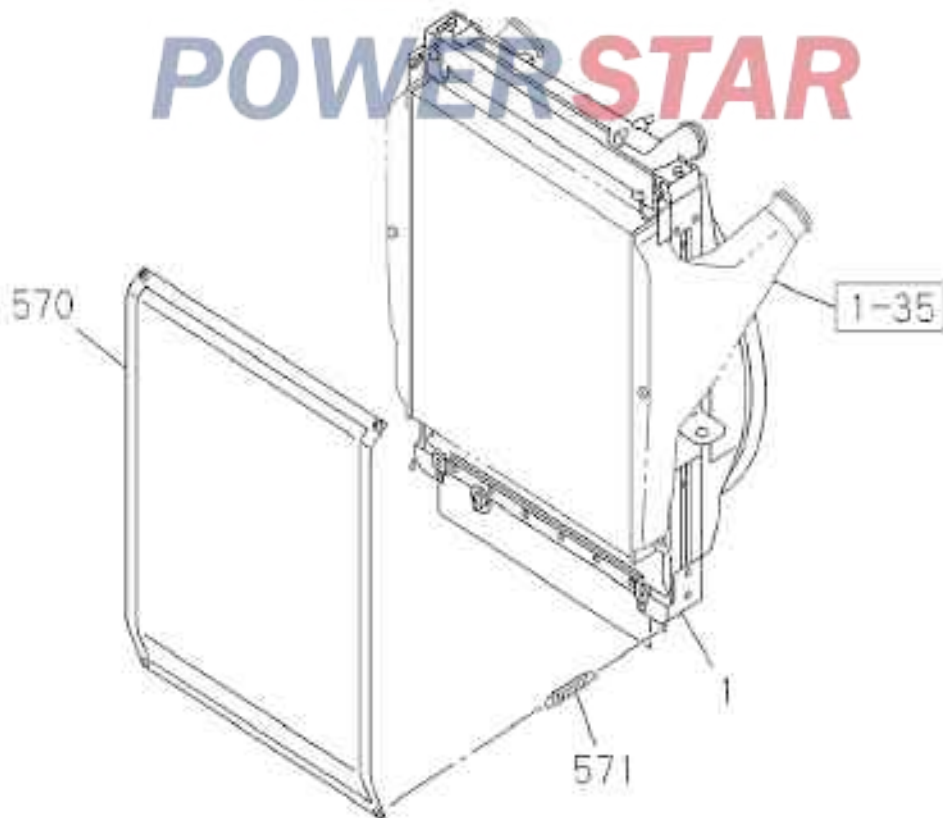


1-10 Radiator

Figure No.



POWERSTAR



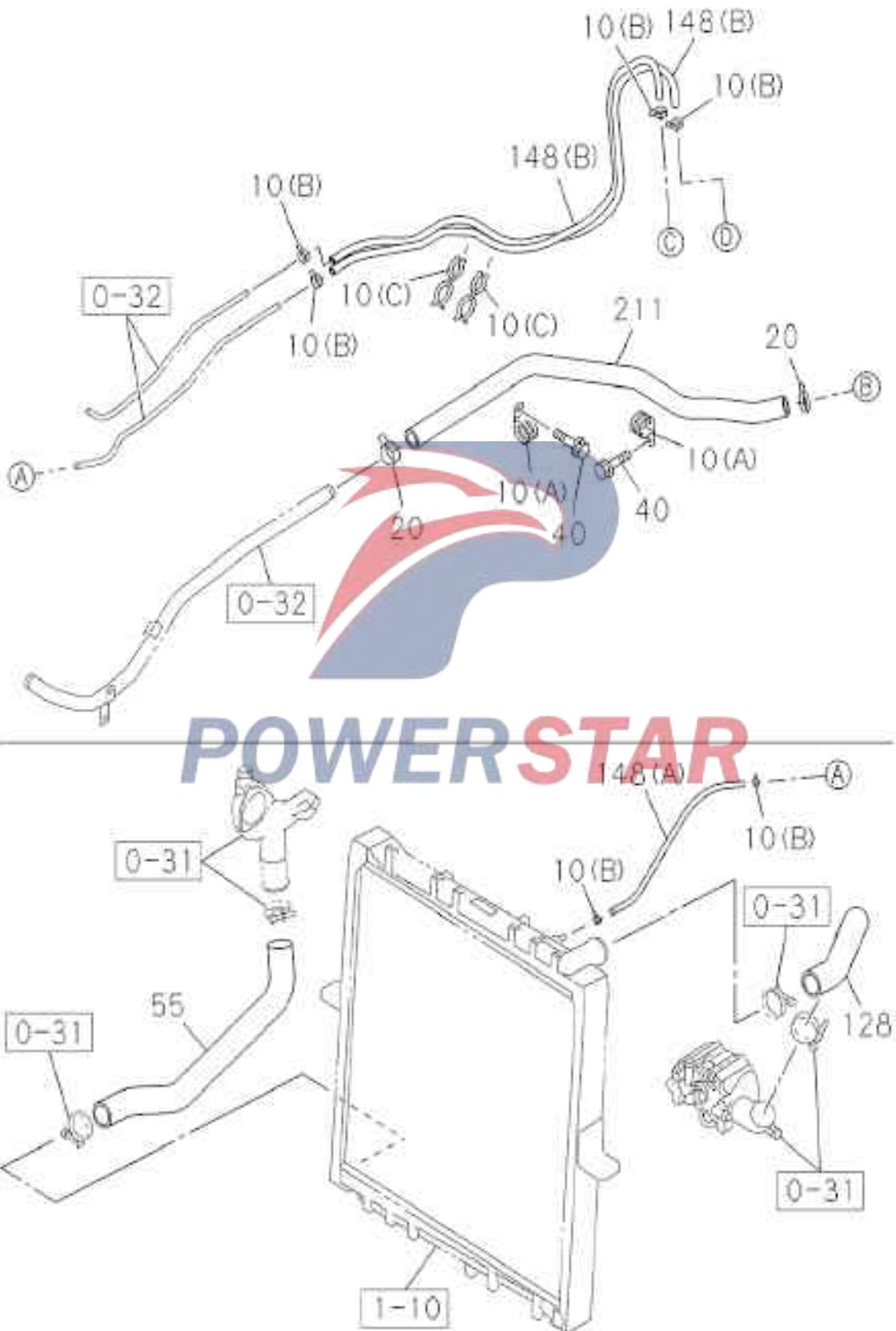
1-10 Radiator													
Figure No.													
Index No.	Recommended grade/part name										Date of application	I T C	
	Part No.	L R	Q t y .	Qingling part No.	Remarks	Model applied							
						EXR 6W 420 height	EXR 6W 460 height	EXR 6U 380 height	EXZ 6U 380 height/reference	EXZ 6W 420 height			EXZ 6W 460 height
A	B	C	D	E	F								
1	Radiator and intercooler assembly												
	8-97432-106-0		1	1301010-D15YR				C	D			1704-	
	8-97432-107-0		1	1301010-D17YZ		A	B			E	F	1704-	
2	Air guard ring assembly												
	8-97432-015-0		1	1302020-D17YZ		A	B	C	D	E	F	1704-	
17	Sealing strip												
	8-97432-256-0		1	1301134-D17YZ		A	B	C	D	E	F	1704-	
21	Seal												
	8-98240-142-1		1					C	D			1704-	
	8-98240-142-1		1			A	B			E	F	1704-	
50	Washer												
	0-91614-710-0		3	Q40110	Inner diameter =10.5 Outer diameter =26	A	B	C	D	E	F	1704-	
51	Drain screw plug												
	8-97171-437-0		1		w/ washer			C	D			1704-	
	8-97171-437-0		1		w/ washer	A	B			E	F	1704-	
60	Rubber lining												
	1-09332-117-0		1	1301025-117/C		A	B	C	D	E	F	1704-	
	1-09332-117-0		4	1301025-117/C		A	B	C	D	E	F	1704-	
62	Bolt												
	1-09009-020-1		2	1301026-117/C	(A) M8X30	A	B	C	D	E	F	1704-	
	1-09009-175-0		2	1301037-CYZ14	(B) M8X26	A	B	C	D	E	F	1704-	
64	Washer												
	0-91610-612-0		4	Q40112	Inner diameter =12.5 Outer diameter =26	A	B	C	D	E	F	1704-	
70	Stay strip-water tank												
	8-98268-588-2	R	1	1301035-CYZ14B		A	B	C	D	E	F	1704-	
	8-98268-590-2	L	1	1301036-CYZ14B		A	B	C	D	E	F	1704-	
73	Rubber pad-water tank installation												
	1-21467-004-0		4	1302013-117	T=14	A	B	C	D	E	F	1704-	
74	Washer												
	1-09503-154-2		2	1301022-CYZ14	Inner diameter =11 Outer diameter =54	A	B	C	D	E	F	1704-	
75	Stud												
	8-98240-336-0		2	1301021-CYZ14	M12X27.5,M10X16 L=82	A	B	C	D	E	F	1704-	
78	Nut												
	0-91180-210-0		2	Q32010T13F2(P=1.25)	M10 reel	A	B	C	D	E	F	1704-	
79	Radiator fan guider												
	8-98240-144-3		1					C	D			1704-	
	8-98240-144-3		1			A	B			E	F	1704-	

1-10		Radiator																		
Figure No.																				
Index No.	Recommended grade/part name										Date of application	I T C								
	Part No.	L	Q t y .	Qingling part No.	Remarks	Model applied														
						EXR 6W 420 height	EXR 6W 460 height	EXR 6U 380 height	EXZ 6U 380 height/reference	EXZ 6W 420 height			EXZ 6W 460 height							
A	B	C	D	E	F															
80	--- Bolt																			
	0-28050-812-0		4	Q1840812	(B) M8X12 reel			C	D											1704-
	0-28050-812-0		4	Q1840812	(B) M8X12 reel	A	B			E	F									1704-
	0-28051-040-0		2	Q1841040(P=1.25)	(A) M10X40 reel	A	B			E	F									1704-
	0-28051-045-0		1	Q1841045(P=1.25)	(A) M10X45 reel	A	B			E	F									1704-
	0-28051-045-0		3	Q1841045(P=1.25)	(A) M10X45 reel			C	D											1704-
82	--- Radiator fan cover																			
	8-98240-146-3		1					C	D											1704-
	8-98240-147-0		1			A	B			E	F									1704-
89	--- Bolt																			
	0-28050-612-0		2	Q1840612	(B) M6X12 reel			C	D											1704-
	0-28050-612-0		2	Q1840612	(B) M6X12 reel	A	B			E	F									1704-
	1-21469-153-0		4		(A) M8X25			C	D											1704-
	1-21469-153-0		4		(A) M8X25	A	B			E	F									1704-
97	--- Sleeve																			
	1-21559-149-0		3	1302017-CYZ14	I.D.=11.8 L=27	A	B	C	D	E	F									1704-
107	--- Bolt																			
	0-28151-025-0		2		(A)M10X25 reel	A	B			E	F									1704-
	0-28951-425-0		2		(B)M14X25 reel	A	B			E	F									1704-
110	--- Strut rod																			
	8-97432-696-0		1	1014023-D15YR	(A)			C	D											1704-
	8-97432-697-0		1	1014024-D15YR	(B)			C	D											1704-
114	--- Bolt																			
	0-2815-1020-0		2	Q1841020	(A)M10X20 reel			C	D											1704-
	0-2815-1020-0		2	Q1841020	(A)M10X20 reel			C	D											1704-
	0-2815-1040-0		2		(B)M10X40 reel			C	D											1704-
115	--- Strut rod																			
	8-97432-012-0		1	1014022-D17YZ	(A)	A	B			E	F									1704-
	8-97432-013-0		1	1014024-D17YZ	(B)	A	B			E	F									1704-
	8-97432-014-0		1	1014023-D17YZ	(C)	A	B			E	F									1704-
	8-97432-695-0		1	1014022-D15YR	(D)			C	D											1704-
117	--- Rubber pad																			
	1-09337-017-0		6	1302016-CYZ14		A	B	C	D	E	F									1704-

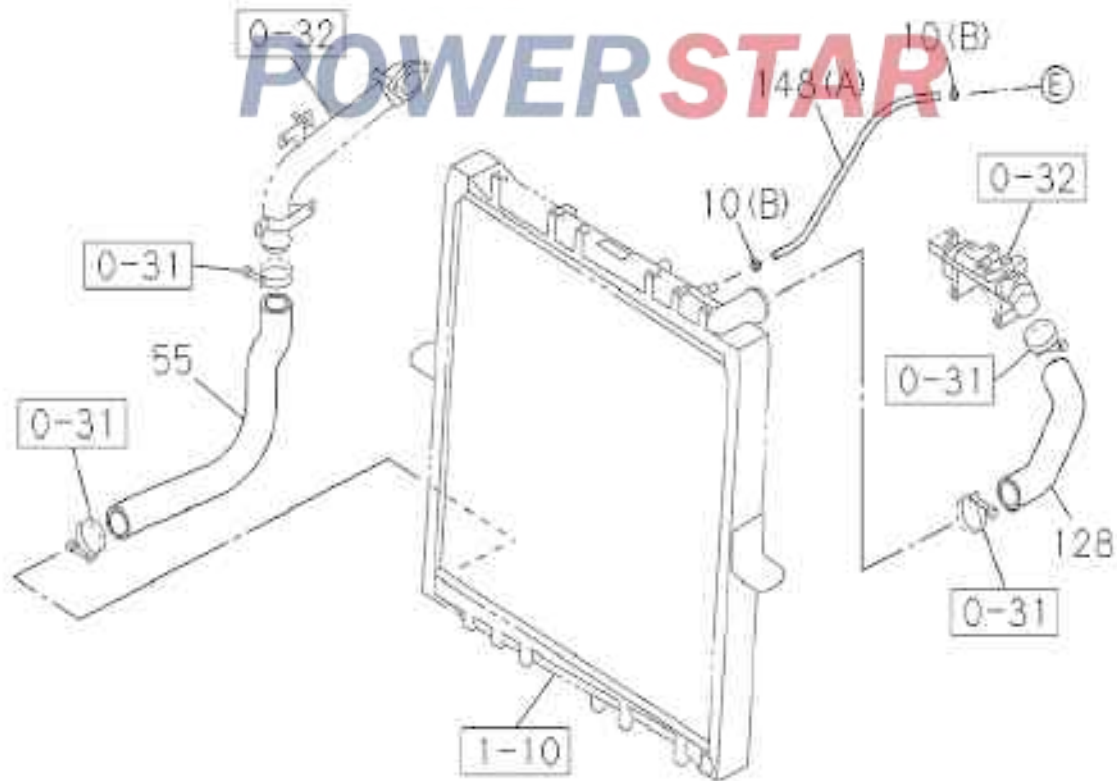
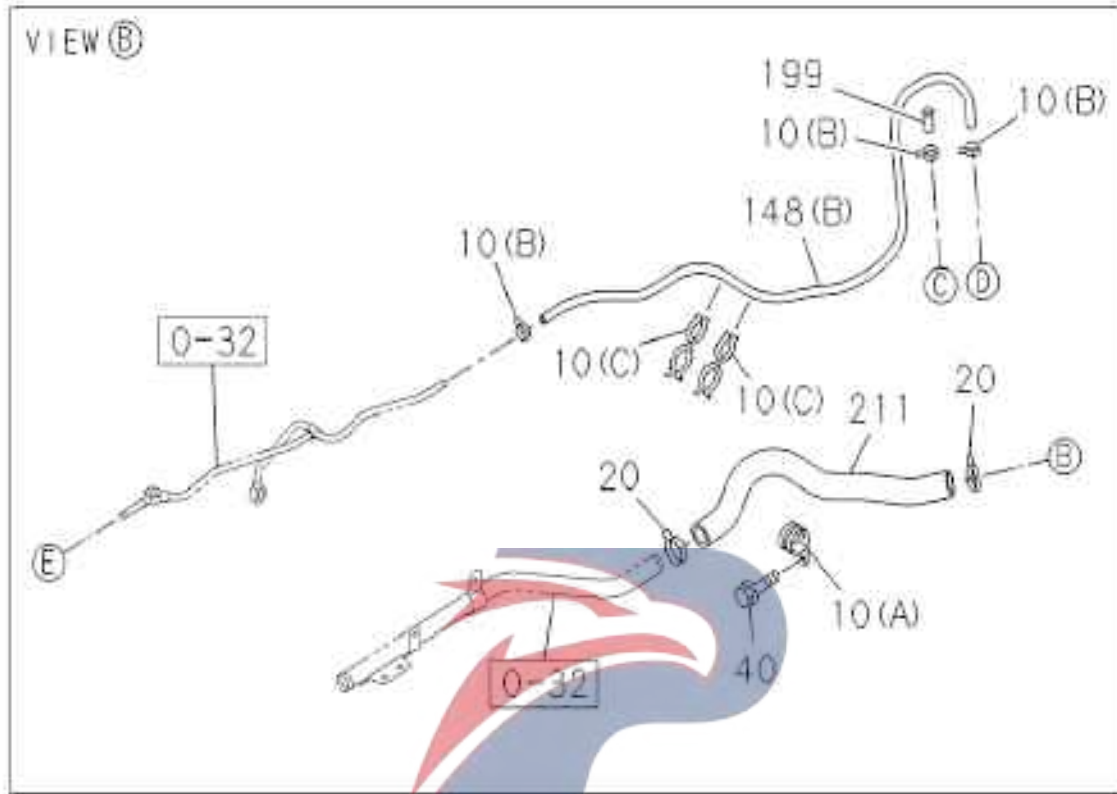
1-10		Radiator											
Figure No.													
Index No.	Recommended grade/part name										Date of application	I T C	
	Part No.	L R	Q t y .	Qingling part No.	Remarks	Model applied							
						EXR 6W 420 height	EXR 6W 460 height	EXR 6U 380 height	EXZ 6U 380 height/reference	EXZ 6W 420 height			EXZ 6W 460 height
A	B	C	D	E	F								
232	---	Lining rubber spacer ring											
		8-98141-232-0		4					C	D		1704-	
		8-98141-232-0		4		A	B				E	F	1704-
235	---	Rubber buffer pad washer											
		1-21469-133-0		2				C	D			1704-	
		1-21469-133-0		2		A	B				E	F	1704-
267	---	Rubber buffer pad											
		1-21469-130-0		4	(A)			C	D			1704-	
		1-21469-130-0		4	(A)	A	B				E	F	1704-
		1-21469-131-0		2	(B)			C	D			1704-	
		1-21469-131-0		2	(B)	A	B				E	F	1704-
336	---	Seal											
		8-98240-143-0		1				C	D			1704-	
		8-98240-143-0		1		A	B				E	F	1704-
427	---	Clip											
		1-09470-009-0		12				C	D			1704-	
		1-09470-009-0		12		A	B				E	F	1704-
501	---	Screw											
		1-09983-105-0		5	1301135-D17YZ	D6X16	A	B	C	D	E	F	1704-
528	---	Radiator core-side lining plate											
		8-98240-140-2	L	1				C	D			1704-	
		8-98240-140-2	L	1		A	B				E	F	1704-
		8-98240-141-2	R	1				C	D			1704-	
		8-98240-141-2	R	1		A	B				E	F	1704-
570	---	Screen assembly											
		8-97433-275-0		1	1310021-D17YZ		A	B	C	D	E	F	1704-
571	---	Return spring											
		8-97433-276-0		4	1310022-D17YZ		A	B	C	D	E	F	1704-

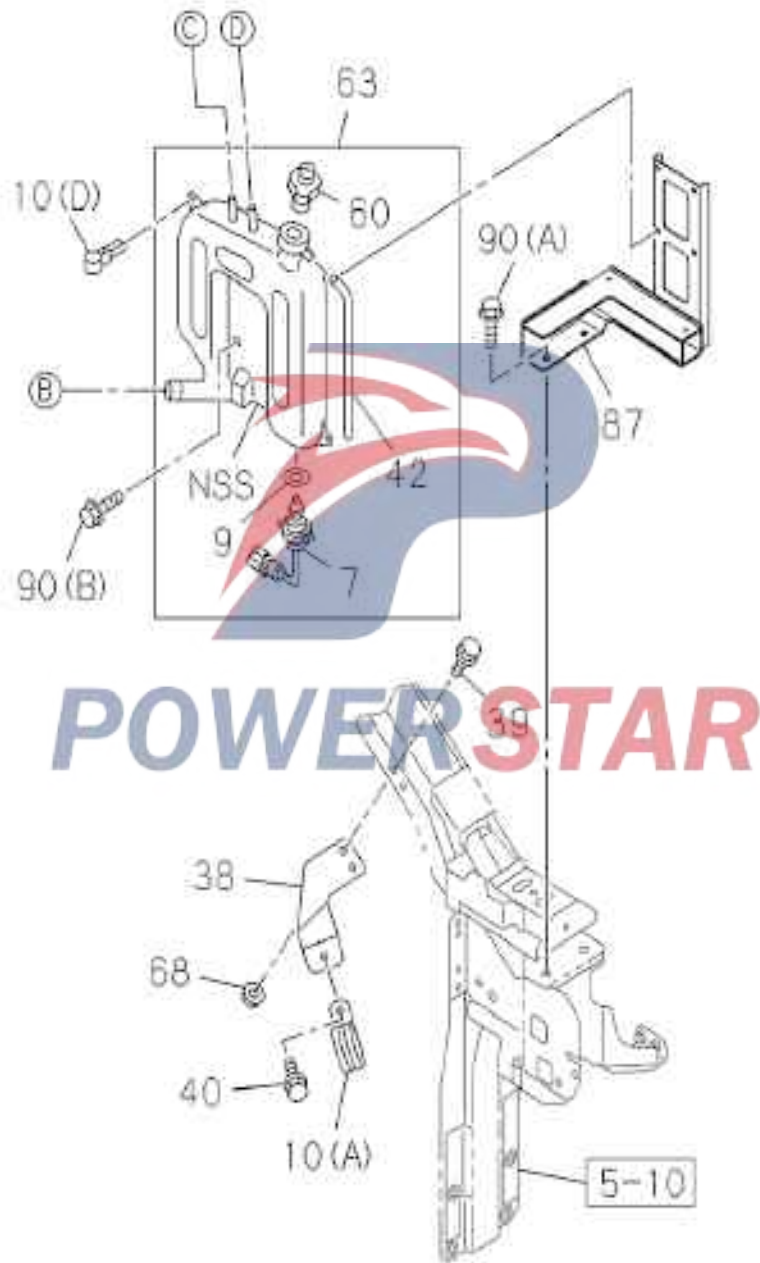
1-11 Radiator hose and auxliary tank

Figure No.



Qty.





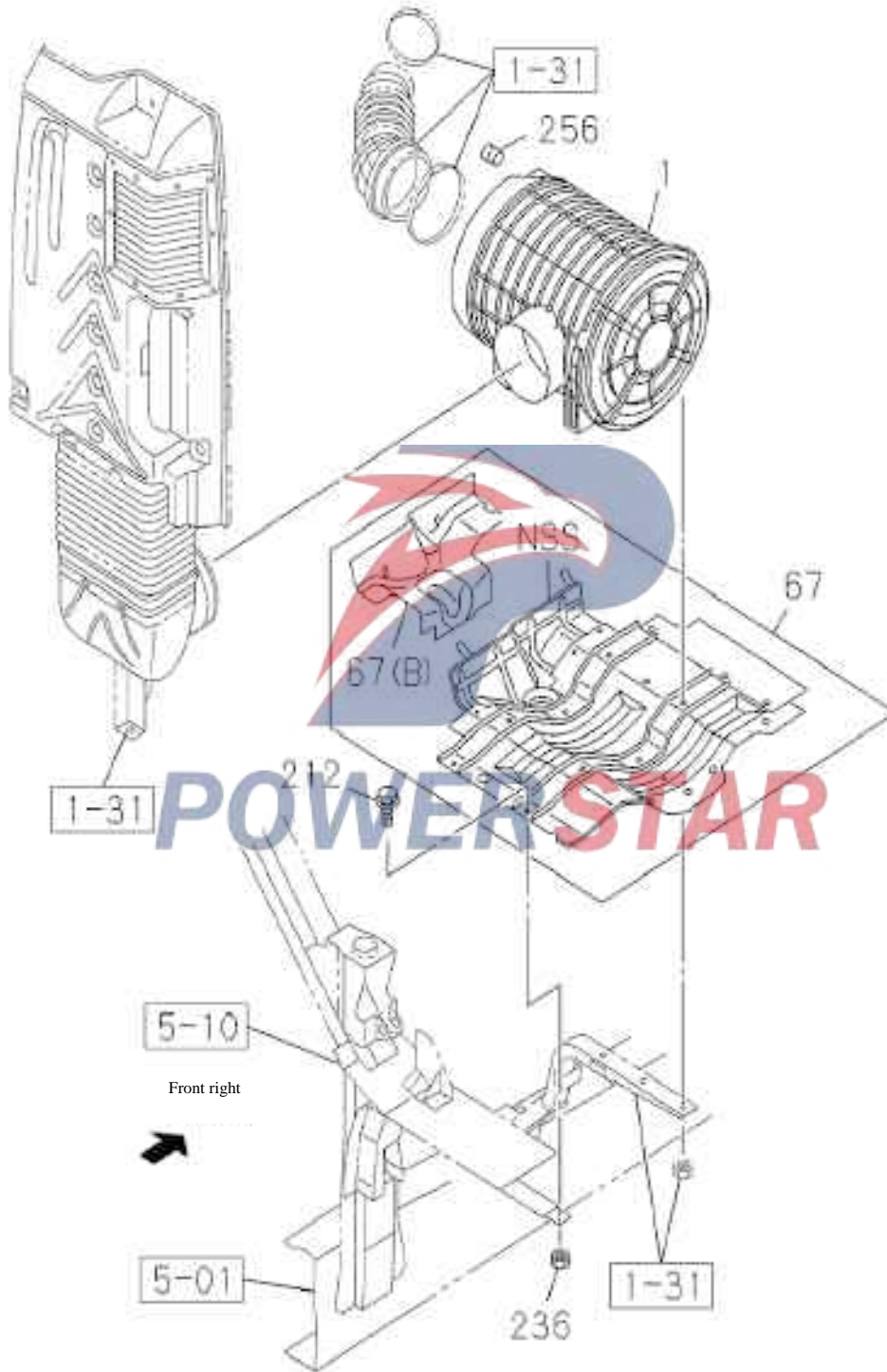
1-11		Radiator hose and auxliary tank											
Figure No.													
Index No.	Recommended grade/part name										Date of application	I T C	
	Part No.	L	Q t y .	Qingling part No.	Remarks	Model applied							
						EXR 6W 420 height	EXR 6W 460 height	EXR 6U 380 height	EXZ 6U 380 height/reference	EXZ 6W 420 height			EXZ 6W 460 height
A	B	C	D	E	F								
7	--- Switch 8-97640-800-0		1			A	B	C	D	E	F	1704-	
9	--- Gasket 1-09630-130-0		1		Inner diameter =28 Outer diameter =35	A	B	C	D	E	F	1704-	
10	--- Clip 1-09700-400-0		2	1301027-CYZ14	(D) I.D.=28 L=58	A	B	C	D	E	F	1704-	
	1-09700-624-2		1	1301034-CYZ14	(A) I.D.=43 L=40	A	B			E	F	1704-	
	1-09700-624-2		2	1301034-CYZ14	(A) I.D.=43 L=40				D			1704-	
	1-09700-624-2		3	1301034-CYZ14	(A) I.D.=43 L=40			C				1704-	
	1-09700-624-2		3	1301034-CYZ14	(A) (wheelbase 3900) I.D.=43 L=40	A						1704-	
	1-09704-102-0		5	1104102-117/C	(B) Inner diameter =14	A	B			E	F	1704-	
	1-09704-102-0		6	1104102-117/C	(B) Inner diameter =14			C	D			1704-	
	1-09709-125-0		6	1301028-CYZ14	(C) Inner diameter =44 & 16	A	B			E	F	1704-	
	1-09709-125-0		8	1301028-CYZ14	(C) Inner diameter =44 & 16				D			1704-	
	1-09709-125-0		10	1301028-CYZ14	(C) Inner diameter =44 & 16			C				1704-	
	1-09709-125-0		10	1301028-CYZ14	(C) (wheelbase 3900) Inner diameter =44 & 16	A						1704-	
20	--- Clip 1-09707-093-1		2	1301033-CYZ14	Inner diameter =31	A	B	C	D	E	F	1704-	
38	--- Bracket 8-97432-108-0		1	1301116-D15YR				C				1704-	
	8-97432-108-0		1	1301116-D15YR	(wheelbase 3900)	A						1704-	
39	--- Bolt 0-2865-0820-0		2	Q1840820	M8X20 reel			C				1704-	
	0-2865-0820-0		2	Q1840820	M8X20 reel (wheel base 3900)	A						1704-	
40	--- Bolt 0-2865-1025-0		1	Q1841025(P=1.25)	M10X25 reel	A	B			E	F	1704-	
	0-2865-1025-0		2	Q1841025(P=1.25)	M10X25 reel				D			1704-	
	0-2865-1025-0		3	Q1841025(P=1.25)	M10X25 reel			C				1704-	
	0-2865-1025-0		3	Q1841025(P=1.25)	M10X25 reel (wheel base 3900)	A						1704-	

1-11

Radiator hose and auxliary tank

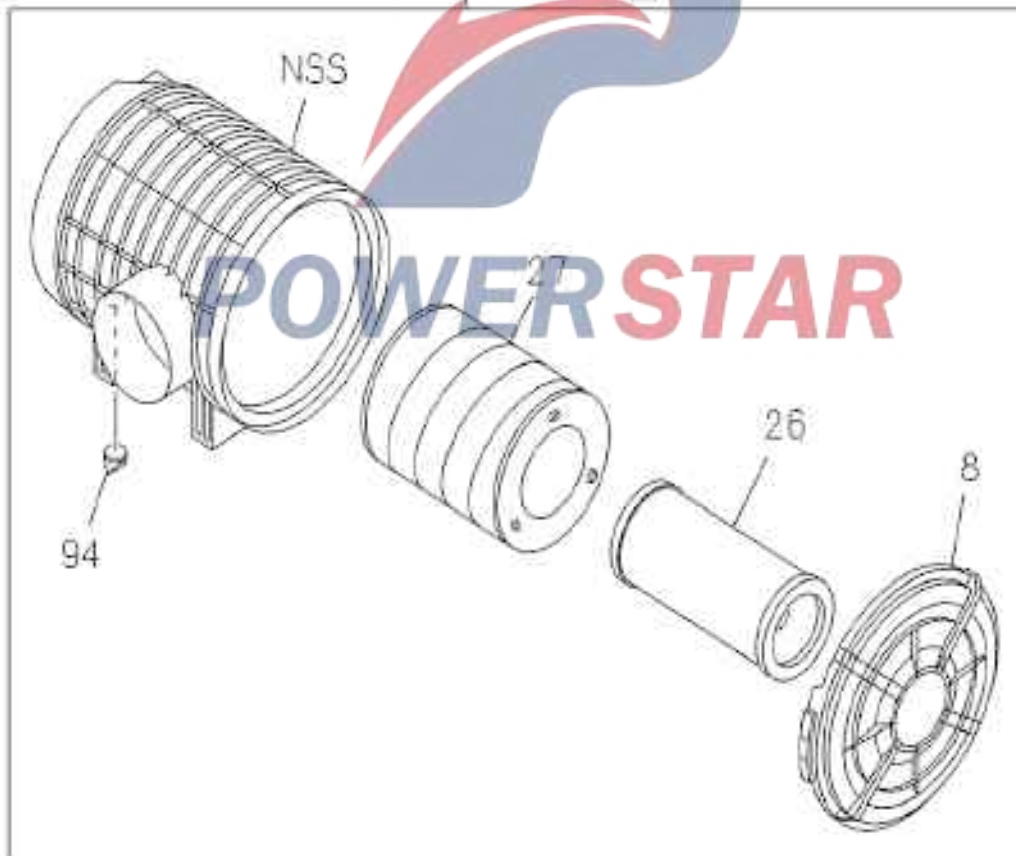
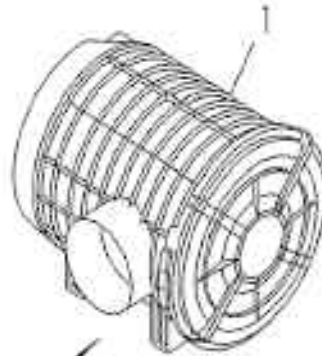
Figure No.

Index No.	Recommended grade/part name					Model applied						Date of application	I T C
	Part No.	L R	Q t y .	Qingling part No.	Remarks	EXR 6W 420 height	EXR 6W 460 height	EXR 6U 380 height	EXZ 6U 380 height/reference	EXZ 6W 420 height	EXZ 6W 460 height		
						A	B	C	D	E	F		
42	Hose 1-21489-154-0		1		L=850	A	B	C	D	E	F	1704-	
55	Radiator water outlet hose 8-98193-421-0		1	1018034-CYZ14				C	D			1704-	
	8-98193-422-0		1	1018034-D17YZ		A	B			E	F	1704-	
60	Water tank cover 1-21450-137-0		1			A	B	C	D	E	F	1704-	
63	Auxiliary water tank assembly 1-21481-143-2		1	1300030-CYZ14		A	B	C	D	E	F	1704-	
68	Nut 0-9118-0108-0		2	Q32008	M8 reel			C				1704-	
	0-9118-0108-0		2	Q32008	M8 reel (wheel base 3900)	A						1704-	
87	Bracket 8-97430-191-1		1	1301031-CYZ14B					D			1704-	
	8-97432-109-1		1	1301231-D17YZ		A	B	C		E	F	1704-	
90	Bolt 0-2805-1230-0		3	Q1841230(P=1.25)	(A) M12X30 reel	A	B	C	D	E	F	1704-	
	1-09030-027-0		4	1301029-CYZ14	(B) M8X25	A	B	C	D	E	F	1704-	
128	Radiator water inlet hose 8-98193-418-1		1	1018032-CYZ14				C	D			1704-	
	8-98193-419-0		1	1018132-D17YZ		A	B			E	F	1704-	
148	Water pipe 0-0350-9330-0		1	1301025-D17YZ	(A) L=330	A	B			E	F	1704-	
	8-97430-214-0		1	1301025-CYZ14	(A) L=450			C	D			1704-	
	8-97430-215-0		1	1301026-CYZ14	(B) L=1530	A	B			E	F	1704-	
	8-97430-215-0		2	1301026-CYZ14	(B) L=1530				D			1704-	
	8-97432-110-0		2	1301026-D15YR	(B)			C				1704-	
	8-97432-110-0		2	1301026-D15YR	(B) (wheelbase 3900)	A						1704-	
199	Rubber cover 8-94207-303-0		1	1301315-D17YZ	Inner diameter =9.0	A	B			E	F	1704-	
211	Hose 8-97430-210-0		1	1301032-CYZ14					D			1704-	
	8-97432-112-0		1	1301132-D15YR				C				1704-	
	8-97432-112-0		1	1301132-D15YR	(wheelbase 3900)	A						1704-	
	8-97432-114-0		1	1301032-D17YZ	560	A	B			E	F	1704-	

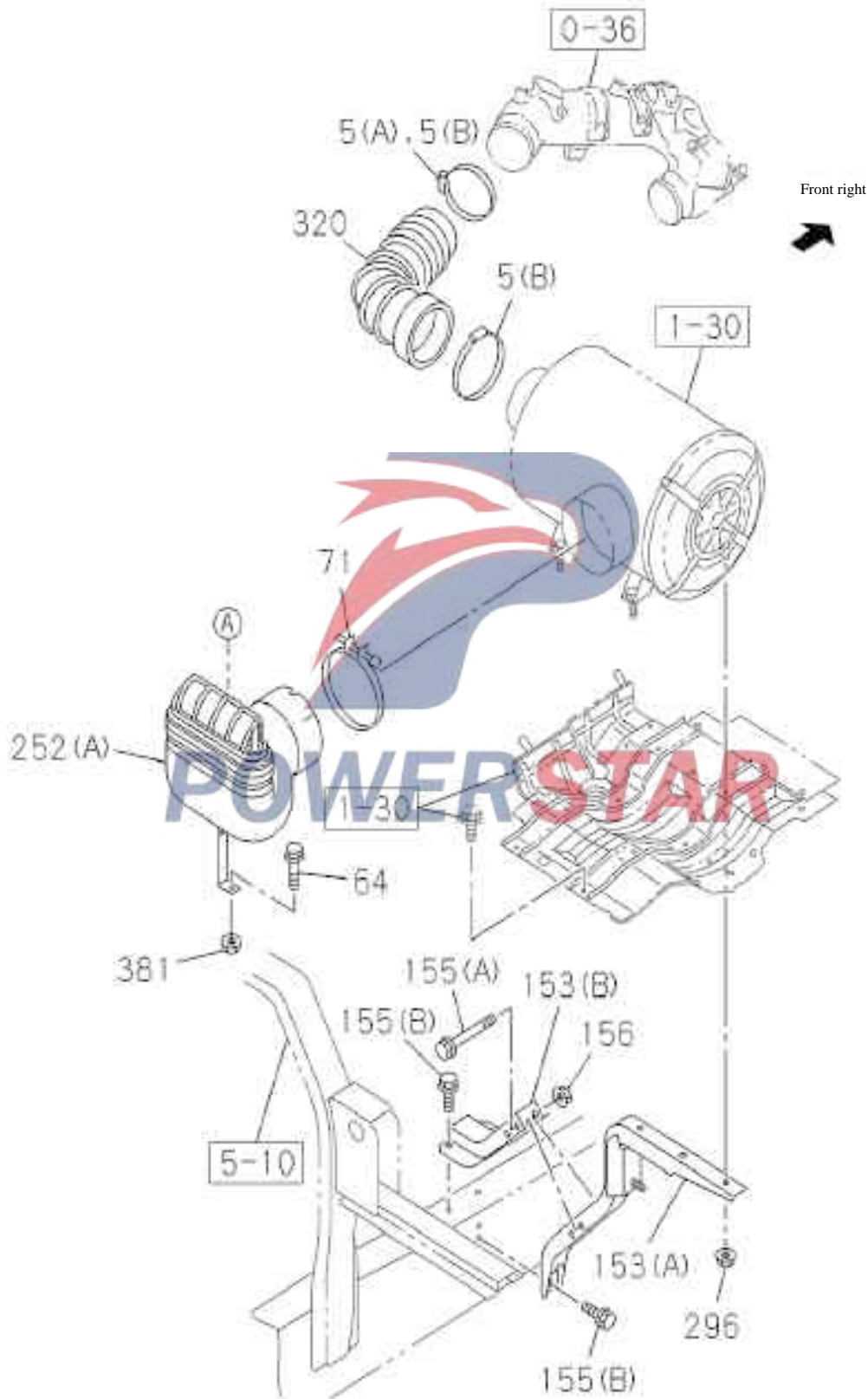


Qty.

Front right



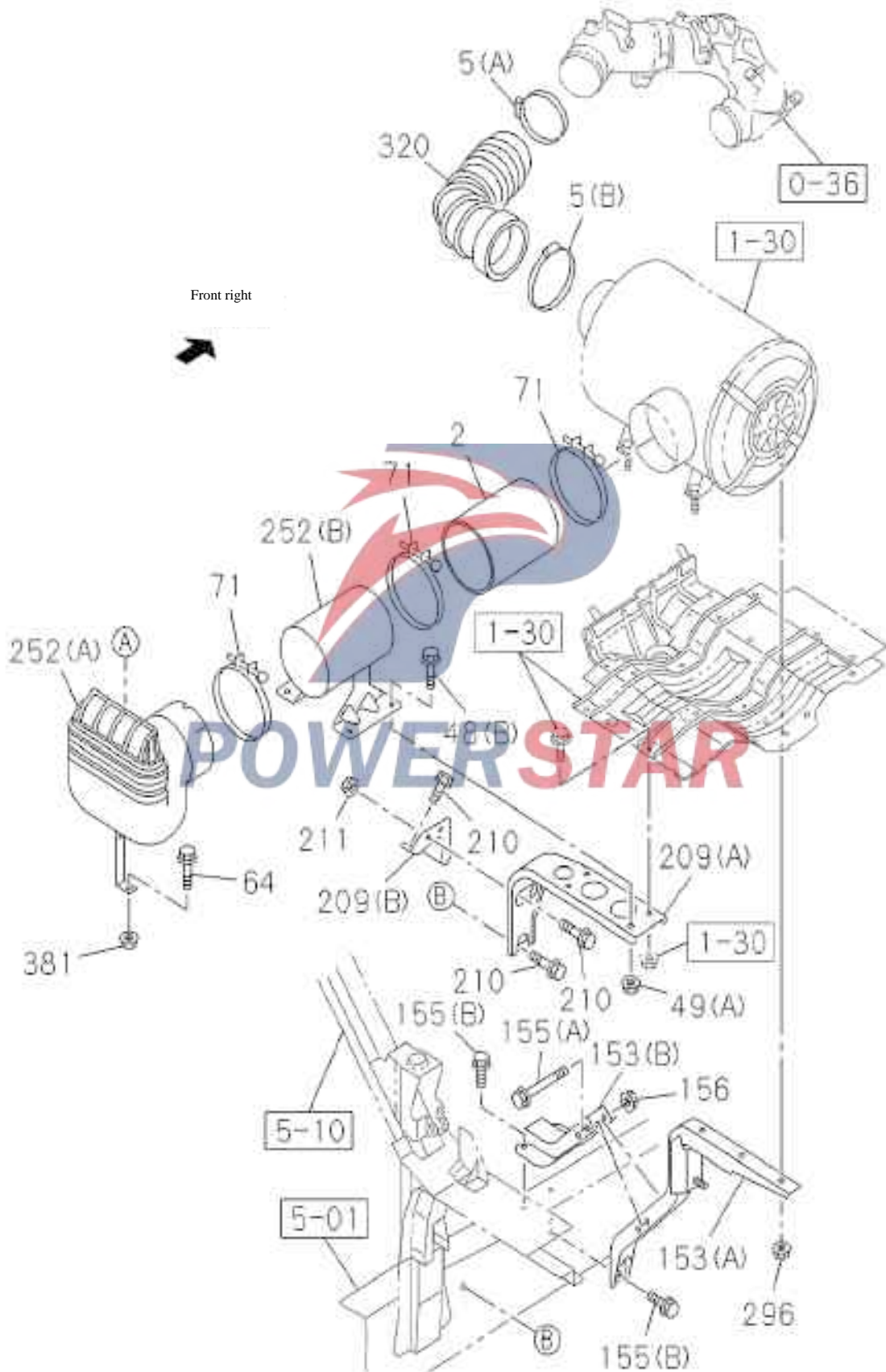
1-30		Air filter																			
Figure No.																					
Index No.	Recommended grade/part name										Date of application	I T C									
	Part No.	L R	Q t y .	Qingling part No.	Remarks	Model applied															
						EXR 6W 420 height	EXR 6W 460 height	EXR 6U 380 height	EXZ 6U 380 height/reference	EXZ 6W 420 height			EXZ 6W 460 height								
A	B	C	D	E	F																
1	--- Air filter assembly																				
	8-97430-627-0		1																		1704-
	8-97431-979-0		1	1109240-D17YZ		A	B							E	F						1704-
8	--- Air filter cover assembly																				
	8-97431-338-0		1																		1704-
	8-97431-338-0		1			A	B								E	F					1704-
26	--- Internal air filter																				
	8-97431-173-0		1																		1704-
	8-97431-173-0		1			A	B								E	F					1704-
27	--- External air filter																				
	8-97431-711-0		1																		1704-
	8-97433-157-0		1			A	B								E	F					1704-
67	--- Support assembly-air filter																				
	8-97431-810-0		1	1109260-CYZ14 (A)		A	B								E	F					1704-
	8-98235-168-1		1	1109265-CYZ14 (B)		A	B								E	F					1704-
94	--- Vacuumizer's air valve																				
	1-14219-251-0		1																		1704-
	8-97431-763-0		1			A	B								E	F					1704-
212	--- Bolt																				
	0-2865-1025-0		2	Q1841025(P=1.25)	M10X25 reel	A	B								E	F					1704-
236	--- Nut																				
	0-9118-0210-0		2	Q32010T13F2(P=1.25)	M10 reel	A	B								E	F					1704-
256	--- Indicator assembly																				
	8-97431-355-0		1	1109250-CYZ14		A	B								E	F					1704-

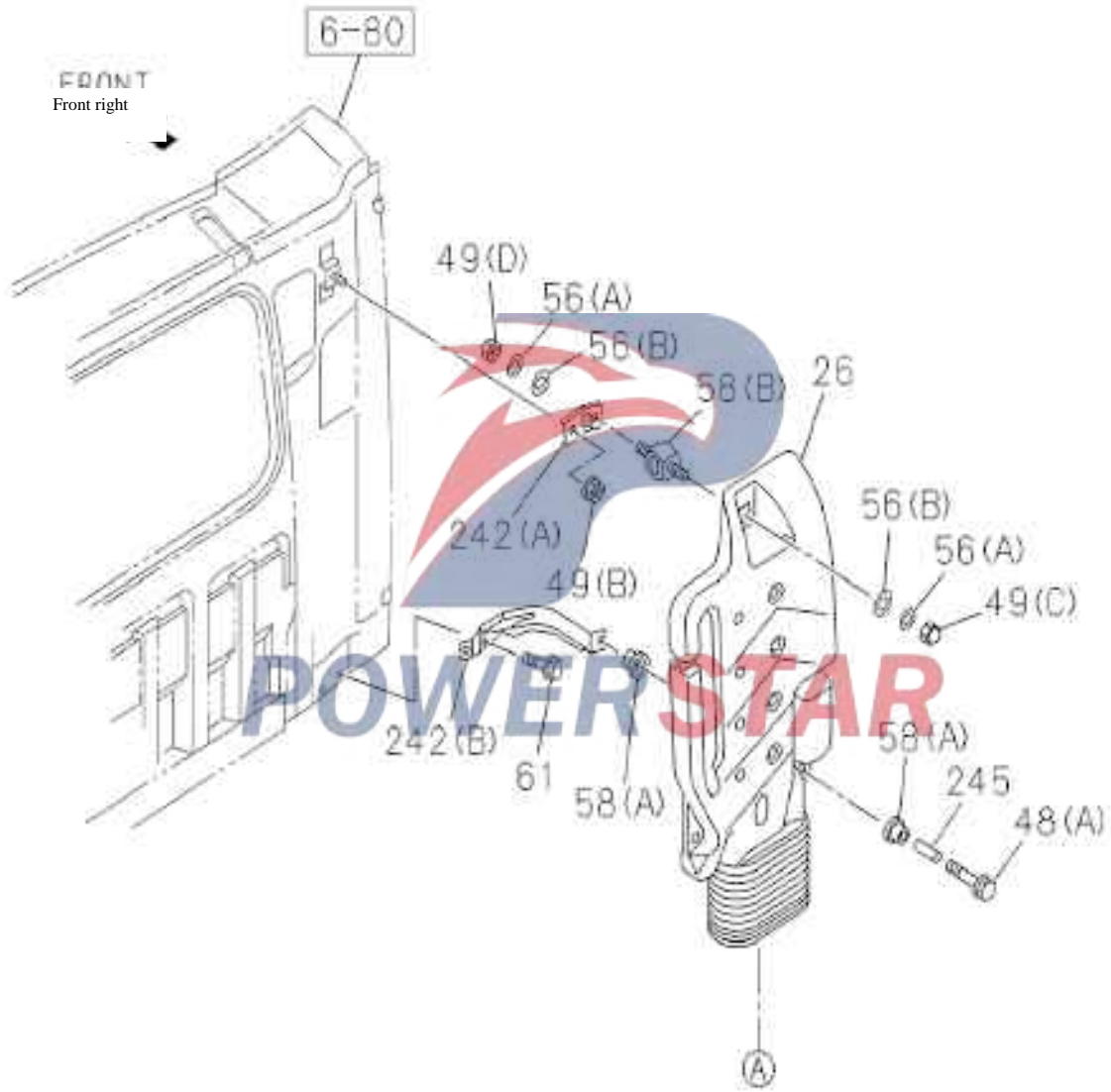


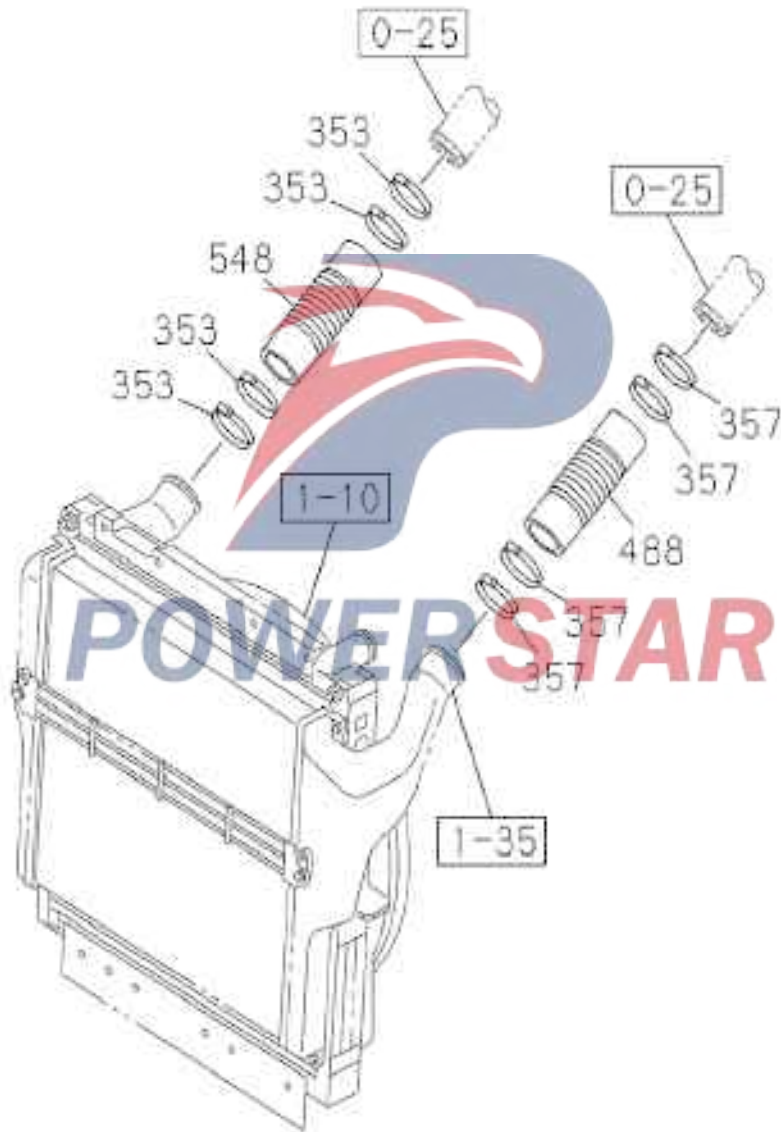
1-31 Air duct

Figure No.

Qty.





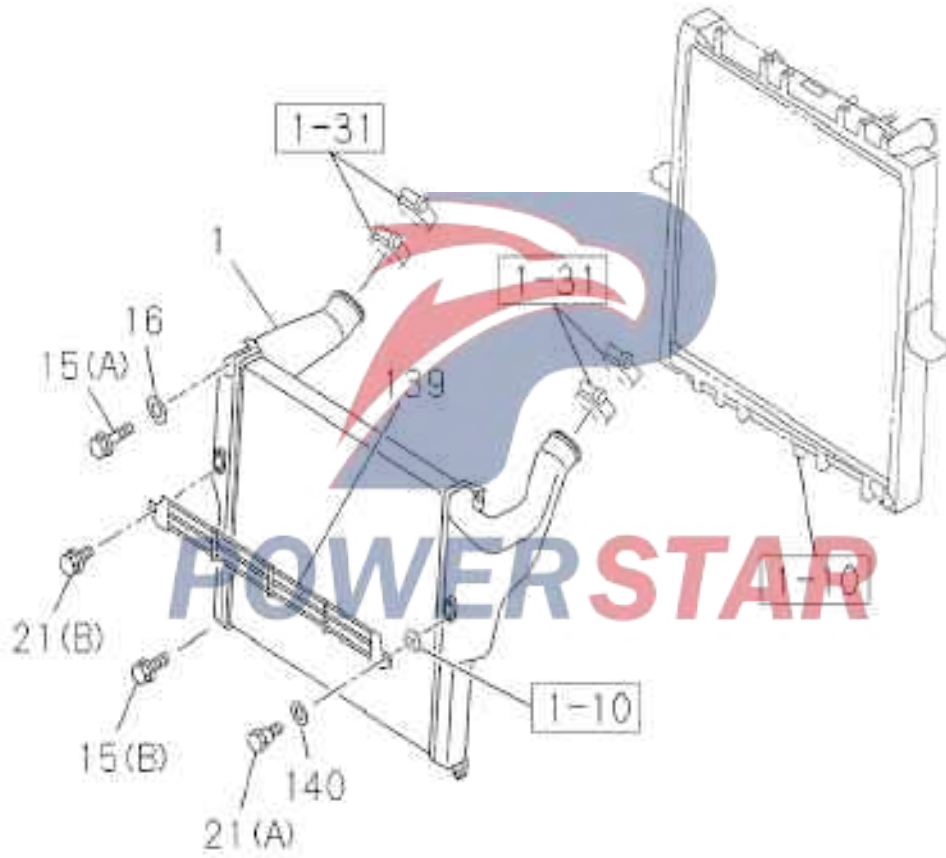


1-31		Air duct											
Figure No.													
Index No.	Recommended grade/part name										Date of application	I T C	
	Part No.	L R	Q t y .	Qingling part No.	Remarks	Model applied							
						EXR 6W 420 height	EXR 6W 460 height	EXR 6U 380 height	EXZ 6U 380 height/reference	EXZ 6W 420 height			EXZ 6W 460 height
A	B	C	D	E	F								
2	--- Air intake device 8-97433-311-0		1	1109514-D17YZ		A	B	C		E	F	1704-	
5	--- Clip 1-09707-155-0		1	1109216-CYZ14	(A) Inner diameter =104-142			C	D			1704-	
	1-09707-182-0		1	1109217-CYZ14	(B) Inner diameter =155-184	A	B	C	D	E	F	1704-	
	1-09707-182-0		1	1109217-CYZ14	(B) Inner diameter =155-184	A	B			E	F	1704-	
26	--- Air intake device 8-98203-688-0		1	1109550-CYZ14		A	B	C	D	E	F	1704-	
48	--- Bolt 0-2865-1025-0		4	Q1841025(P=1.25)	(B)M10X25 reel	A	B	C		E	F	1704-	
	1-09030-044-1		2	1109559-CYZ14	(A)M10X60	A	B	C	D	E	F	1704-	
49	--- Nut 0-9118-0210-0		2	Q32010T13F2(P=1.25)	(A) M10 reel	A	B	C		E	F	1704-	
	1-09984-122-0		1	1109558-CYZ14	(D) M8	A	B	C	D	E	F	1704-	
	1-09984-126-0		1	1109557-CYZ14	(C) M8	A	B	C	D	E	F	1704-	
	8-94279-517-0		1	1109551-803	(B) M8 reel	A	B	C	D	E	F	1704-	
56	--- Spring washer 1-09985-177-0		2	Q40308	(A) Inner diameter =8.2	A	B	C	D	E	F	1704-	
	1-09985-188-0		2	1109587-CYZ14	(B) Inner diameter =8.4 Inner diameter =22	A	B	C	D	E	F	1704-	
58	--- Rubber support 1-14119-267-0		4	1109554-CYZ14	(A) Inner diameter =40 T=18.5	A	B	C	D	E	F	1704-	
	8-98125-944-1		1	1109530-803	(B)	A	B	C	D	E	F	1704-	
61	--- Bolt 8-98074-570-0		2	1109589-CYZ14	M8X25 reel	A	B	C	D	E	F	1704-	
64	--- Bolt 0-2865-0825-0		1	Q1840825	M8X25 reel	A	B	C	D	E	F	1704-	
71	--- Pipe clamp 1-09707-184-0		2	1109217-D17YZ		A	B	C		E	F	1704-	
	1-09707-184-0		1	1109217-D17YZ		A	B	C	D	E	F	1704-	
153	--- Bracket 8-98323-001-0		1	1109311-D17YZ	(B)	A	B	C	D	E	F	1704-	
	8-98323-002-0		1	1109312-D17YZ	(A)	A	B	C	D	E	F	1704-	

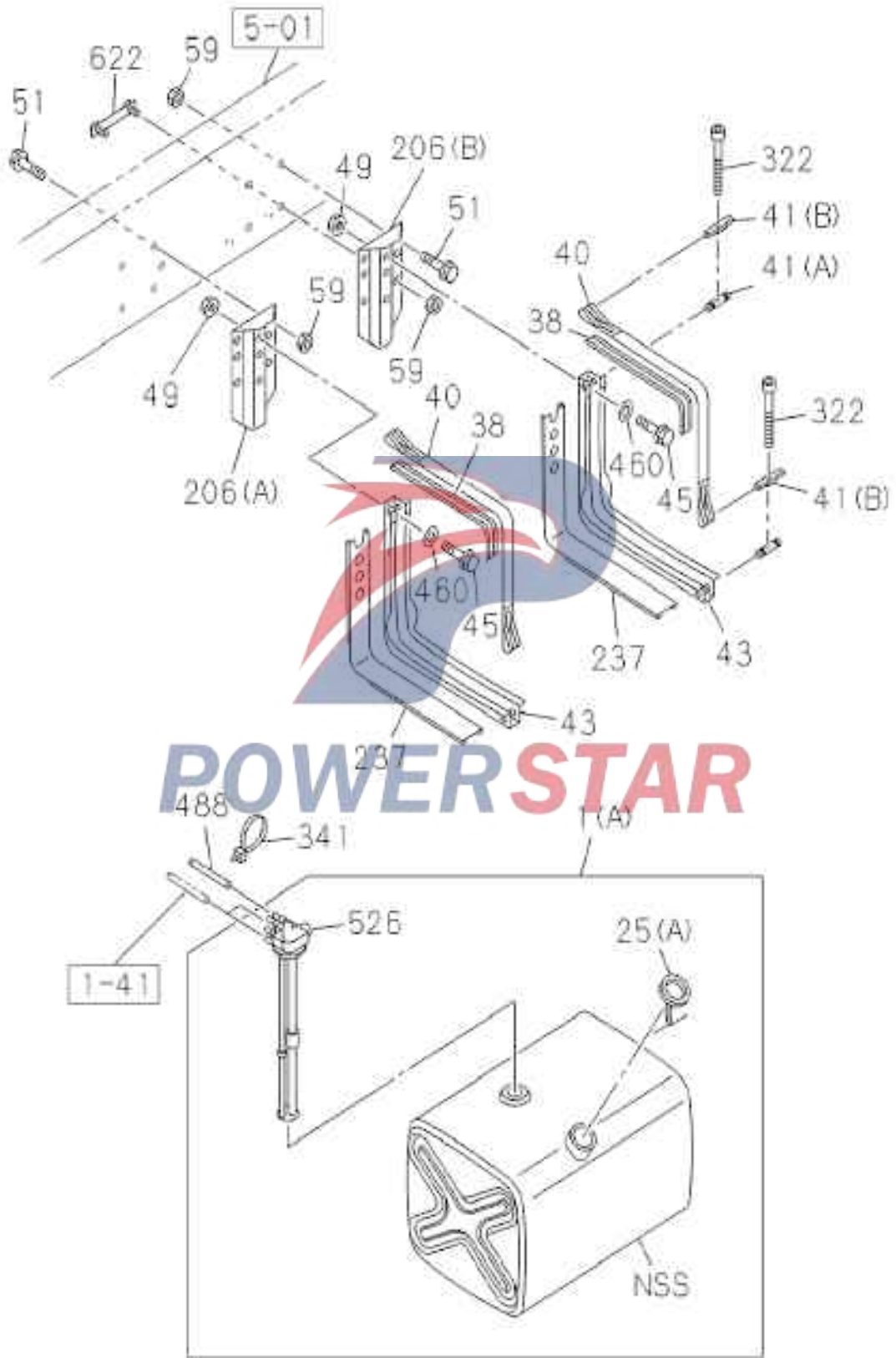
1-31		Air duct																			
Figure No.																					
Index No.	Recommended grade/part name										Date of application	I T C									
	Part No.	L	Q t y .	Qingling part No.	Remarks	Model applied															
						EXR 6W 420 height	EXR 6W 460 height	EXR 6U 380 height	EXZ 6U 380 height/reference	EXZ 6W 420 height			EXZ 6W 460 height								
A	B	C	D	E	F																
155	--- Bolt																				
	0-2805-0870-0		2	Q1840870	(A)	A	B	C	D	E	F	1704-									
					M8X70 reel																
	0-2805-1230-0		3	Q1841230(P=1.25)	(B)	A	B	C	D	E	F	1704-									
					M12X30 reel																
156	--- Nut																				
	0-9118-0108-0		2	Q32008	M8 reel	A	B	C	D	E	F	1704-									
209	--- Bracket																				
	8-97433-308-0		1	1109313-D17YZ	(A)	A	B	C		E	F	1704-									
	8-97433-309-0		1	1109314-D17YZ	(B)	A	B	C		E	F	1704-									
210	--- Bolt																				
	0-2805-1230-0		5	Q1841230(P=1.25)	M12X30 reel	A	B	C		E	F	1704-									
211	--- Nut																				
	0-9118-0112-0		2		M12 reel	A	B	C		E	F	1704-									
242	--- Bracket																				
	8-97433-310-0		1	1109560-D17YZ	(B)			C		E	F	1704-									
	8-98019-301-3		1	1109570-CYZ14	(A)	A	B	C	D	E	F	1704-									
	8-98095-684-0		1	1109580-CYZ14	(B)				D			1704-									
245	--- Nut																				
	1-79998-228-0		2	1109555-CYZ14		A	B	C	D	E	F	1704-									
252	--- Connector																				
	8-97430-174-0		1	1109213-CYZ14	(A)	A	B	C	D	E	F	1704-									
	8-97433-312-1		1	1109516-D17YZ	(B)			C		E	F	1704-									
296	--- Nut																				
	0-9118-0108-0		4	Q32008	M8 reel	A	B	C	D	E	F	1704-									
320	--- Rubber pipe-from air filter to engine																				
	8-98322-995-0		1	1109215-D15YR				C	D			1704-									
	8-98322-996-0		1	1109215-D17YZ		A	B			E	F	1704-									
353	--- Pipe clamp																				
	1-09707-138-0		4	1109219-CYZ14	Inner diameter =87-116	A	B	C	D	E	F	1704-									
357	--- Pipe clamp																				
	1-09707-138-0		4	1109219-CYZ14	Inner diameter =87-116	A	B	C	D	E	F	1704-									
381	--- Nut																				
	0-9118-0108-0		1	Q32008	M8 reel	A	B	C	D	E	F	1704-									
488	--- Rubber pipe-from air filter to engine																				
	8-97430-176-0		1	1109221-CYZ14				C	D			1704-									
	8-98203-894-0		1			A	B			E	F	1704-									
548	--- Rubber pipe-into intercooler																				
	8-98258-228-0		1	1109218-CYZ14				C	D			1704-									
	8-98258-229-0		1			A	B			E	F	1704-									

1-35 Supercharged air cooler

Figure No.



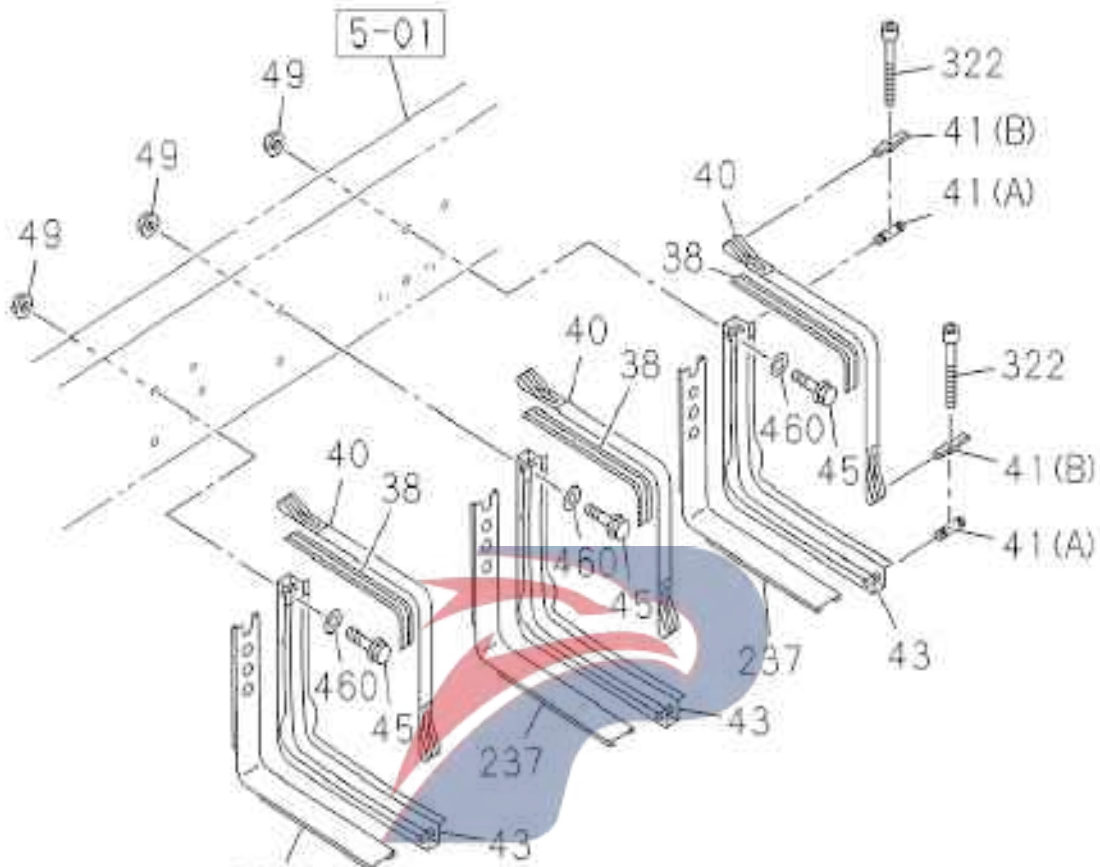
1-35		Supercharged air cooler													
Figure No.															
Index No.	Recommended grade/part name										Date of application	I T C			
	Part No.	L R	Q t y .	Qingling part No.	Remarks	Model applied									
						EXR 6W 420 height	EXR 6W 460 height	EXR 6U 380 height	EXZ 6U 380 height/reference	EXZ 6W 420 height			EXZ 6W 460 height		
A	B	C	D	E	F										
1	--- Supercharged air cooler														
	8-98201-068-5		1												1704-
	8-98201-068-5		1				A	B					E	F	1704-
15	--- Supercharged air cooler bolt														
	0-2805-0820-0		2	Q1840820	(A) M8X20 reel					C	D				1704-
	0-2805-0820-0		2	Q1840820	(A) M8X20 reel		A	B					E	F	1704-
	1-21469-151-0		2		(B) M8X35 reel					C	D				1704-
	1-21469-151-0		2		(B) M8X35 reel		A	B					E	F	1704-
16	--- Inflation cooler flat washer														
	0-9161-0608-0		2		Inside diameter =8.4 Outer diameter =18					C	D				1704-
	0-9161-0608-0		2		Inside diameter =8.4 Outer diameter =18		A	B					E	F	1704-
21	--- Bolt														
	8-97803-782-0		1	1310032-D17YZ	(B) M8X16		A	B	C	D	E	F			1704-
	8-98286-939-1		1	1310033-D17YZ	(A) M8X20.2		A	B	C	D	E	F			1704-
139	--- Grille protection														
	8-98286-927-1		1	1310031-D17YZ			A	B	C	D	E	F			1704-
140	--- Washer														
	8-94279-627-0		1	1310034-D17YZ	Inside diameter =12.5 Outer diameter =22		A	B	C	D	E	F			1704-



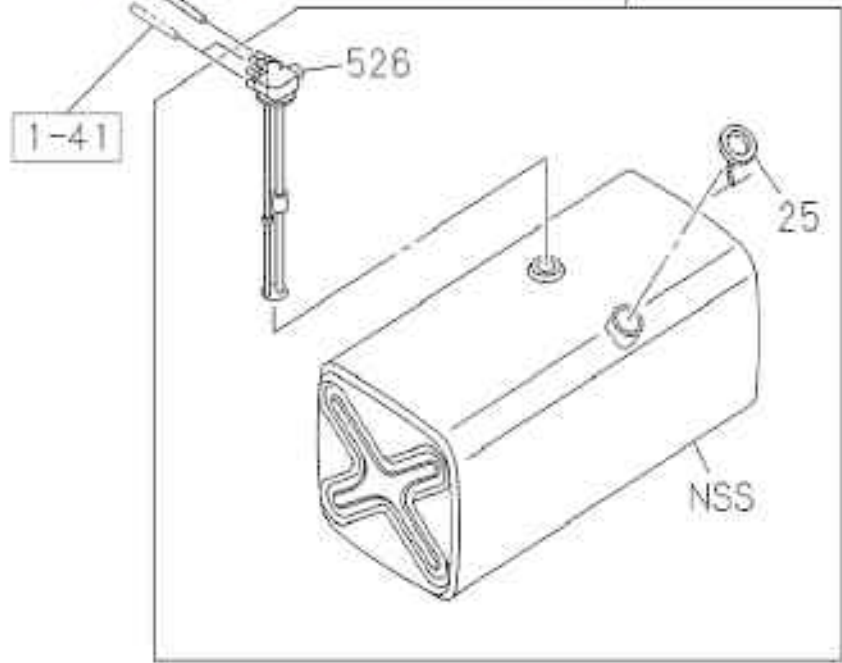
1-40 Fuel tank

Figure No.

Qty.

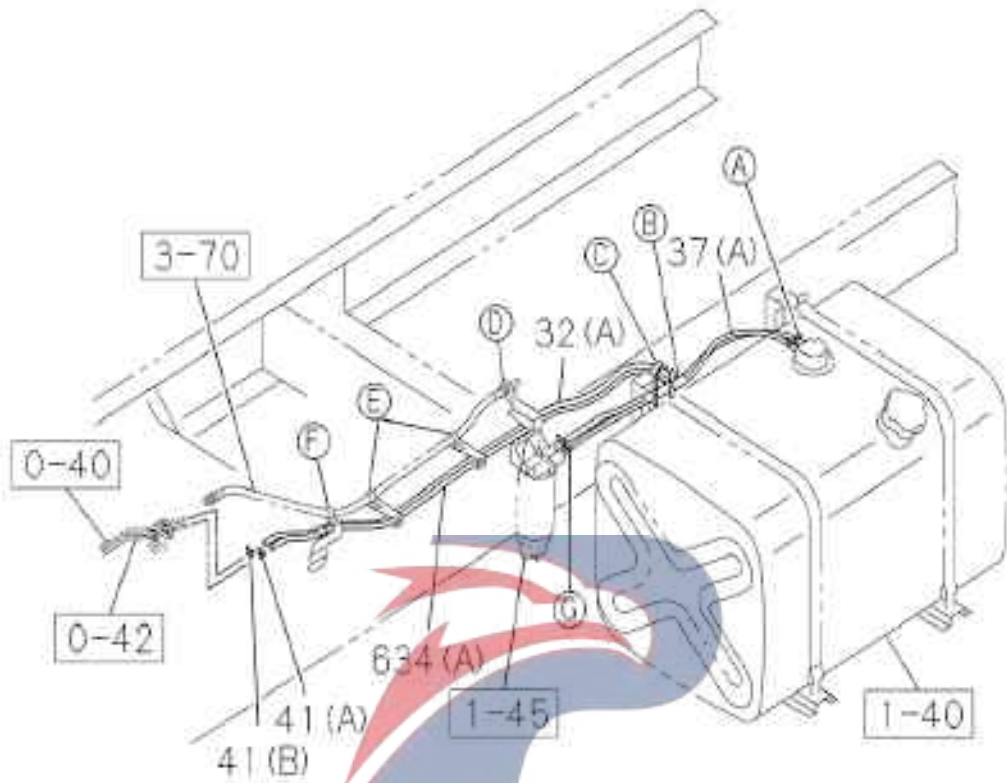


POWERSTAR

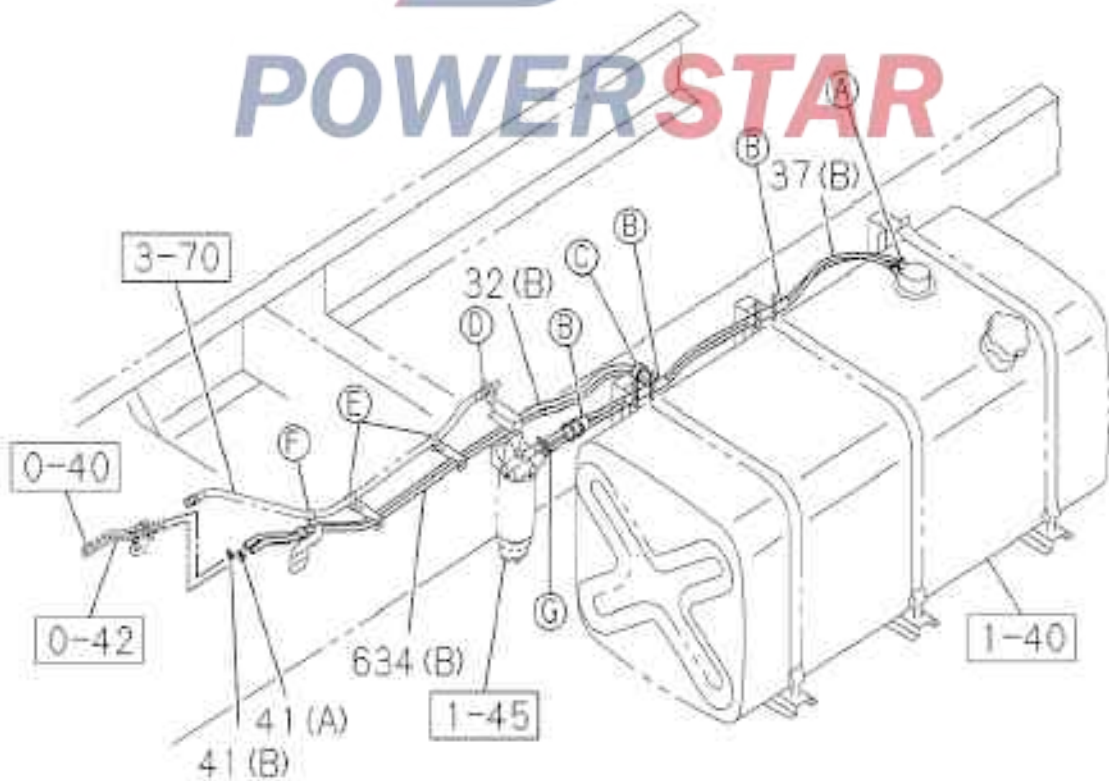


1-40		Fuel tank																			
Figure No.																					
Index No.	Recommended grade/part name										Date of application	I T C									
	Part No.	L	Q	t	y	Qingling part No.	Remarks	Model applied													
								EXR 6W 420 height	EXR 6W 460 height	EXR 6U 380 height			EXZ 6U 380 height/reference	EXZ 6W 420 height	EXZ 6W 460 height						
A								B	C	D	E	F									
1	--- Fuel tank assembly																				
	8-97434-351-0		1			1101010-D17YZ	(A)	A	B	C											1704-
							1040X690X625 400L														
	8-97433-584-0		1			1101210-D17YZ	(B)					D	E	F							1704-
							1500X690X625 600L														
	8-97433-584-0		1			1101210-D17YZ	(B)														1704-
							1500X690X625 600L(wheelbase 3900)	A													
25	--- Fuel tank cover																				
	8-97431-287-0		1				(A)	A	B	C											1704-
	8-97433-630-0		1			1101212-D17YZ	(B)					D	E	F							1704-
	8-97433-630-0		1			1101212-D17YZ	(B)(wheelbase 3900)	A													1704-
38	--- Bracket pad belt																				
	8-97431-293-0		2			1101062-CYZ14		A	B	C											1704-
	8-97431-293-0		3			1101062-CYZ14	L=1210					D	E	F							1704-
	8-97431-293-0		3			1101062-CYZ14	L=1210(wheelbase 3900)	A													1704-
40	--- Strap																				
	8-97431-292-0		2			1101061-CYZ14		A	B	C											1704-
	8-97431-292-0		3			1101061-CYZ14						D	E	F							1704-
	8-97431-292-0		3			1101061-CYZ14	(wheelbase 3900)	A													1704-
41	--- Adjusting pin																				
	8-97431-294-0		4			1101064-CYZ14	(B)	A	B	C											1704-
	8-97431-294-0		6			1101064-CYZ14	(B)					D	E	F							1704-
	8-97431-294-0		6			1101064-CYZ14	(B)(wheelbase 3900)	A													1704-
	8-97431-295-0		4			1101065-CYZ14	(A)	A	B	C											1704-
	8-97431-295-0		6			1101065-CYZ14	(A)					D	E	F							1704-
	8-97431-295-0		6			1101065-CYZ14	(A)(wheelbase 3900)	A													1704-
43	--- Bracket assembly																				
	8-97431-290-0		2			1101030-CYZ14		A	B	C											1704-
	8-97431-290-0		3			1101030-CYZ14						D	E	F							1704-
	8-97431-290-0		3			1101030-CYZ14	(wheelbase 3900)	A													1704-
45	--- Bolt																				
	8-97431-444-0		6			Q151B1650TF2		A	B	C											1704-
	8-97431-444-0		9			Q151B1650TF2						D	E	F							1704-
	8-97431-444-0		9			Q151B1650TF2	(wheelbase 3900)	A													1704-
49	--- Nut																				
	0-91118-0216-0		6			Q32016T13(P=1.5)	M16 reel				C										1704-
51	--- Bolt																				
	0-2885-1440-0		10			Q1841440	M14X40 reel				C										1704-
59	--- Nut																				
	0-91111-0514-0		8			Q341B14	M14				C										1704-
206	--- Support																				
	8-97432-552-0		1			1101121-D15YR	(A)					C									1704-
	8-97432-553-0		1			1101122-D15YR	(B)					C									1704-

1-40		Fuel tank													
Figure No.															
Index No.	Recommended grade/part name										Date of application	I T C			
	Part No.	L	Q	Qingling part No.	Remarks	Model applied									
						EXR 6W 420 height	EXR 6W 460 height	EXR 6U 380 height	EXZ 6U 380 height/reference	EXZ 6W 420 height			EXZ 6W 460 height		
A	B	C	D	E	F										
237	--- Bracket pad belt														
	8-97431-291-0		2	1101063-CYZ14		A	B	C						1704-	
	8-97431-291-0		3	1101063-CYZ14					D	E	F			1704-	
	8-97431-291-0		3	1101063-CYZ14	(wheelbase 3900)	A								1704-	
322	--- Bolt														
	8-97431-296-0		4	1101066-CYZ14		A	B	C						1704-	
	8-97431-296-0		6	1101066-CYZ14					D	E	F			1704-	
	8-97431-296-0		6	1101066-CYZ14		A								1704-	
341	--- Binding tape														
	1-09707-183-0		1	8202539-CYZ14	L=350	A	B	C	D	E	F			1704-	
460	--- Washer														
	0-9161-4616-0		6	Q40112	Inside diameter =17 Outer diameter =32	A	B	C						1704-	
	0-9161-4616-0		9	Q40112	Inside diameter =17 Outer diameter =32				D	E	F			1704-	
	0-9161-4616-0		9	Q40112	Inside diameter =17 Outer diameter =32 (wheelbase 3900)	A								1704-	
488	--- Hose														
	8-98134-936-0		1	1101053-CYZ14		A	B	C	D	E	F			1704-	
526	--- Fuel amount sensor														
	8-97431-289-0		1	1101013-CYZ14		A	B	C	D	E	F			1704-	
622	--- Bolt plate														
	8-97433-821-0		1	1101069-CYZ14				C						1704-	



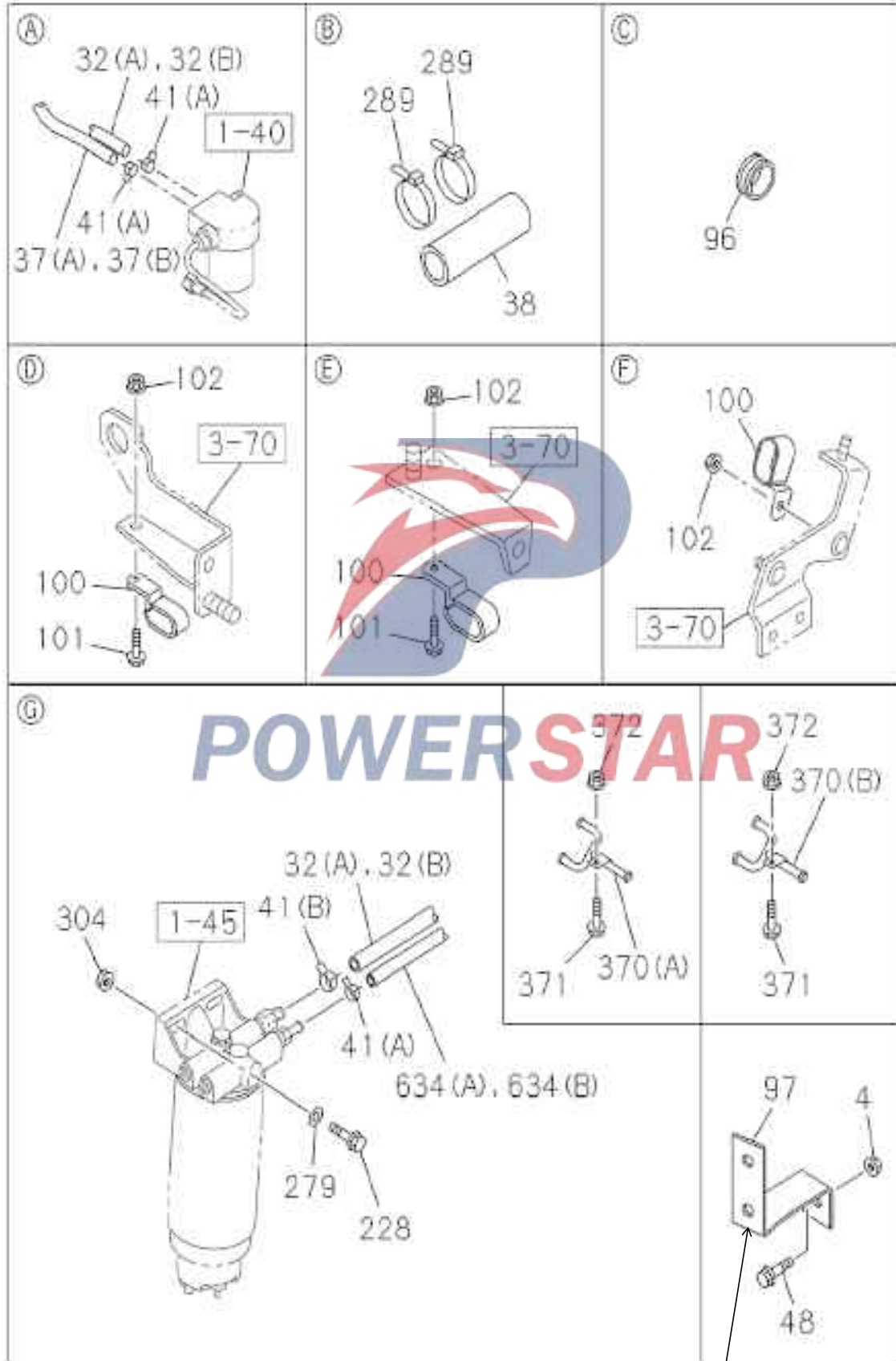
POWERSTAR



1-41 Fuel pipeline; chassis

Figure No.

Qty.



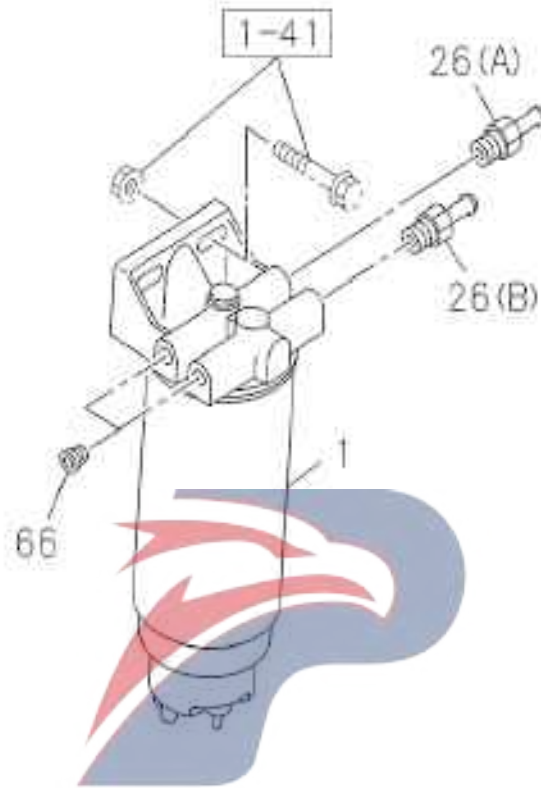
This diagram

1-41		Fuel pipeline; chassis																			
Figure No.																					
Index No.	Recommended grade/part name										Date of application	I T C									
	Part No.	L	Q	R	t	y	Qingling part No.	Remarks	Model applied												
									EXR 6W 420 height	EXR 6W 460 height			EXR 6U 380 height	EXZ 6U 380 height/reference	EXZ 6W 420 height	EXZ 6W 460 height					
A	B	C	D	E	F																
4	---	Nut																			
		0-9118-0108-0				1		M8 reel		A	B		D	E	F						1704-
32	---	Fuel hose																			
		8-97434-032-0				1	1104013-D15YR	(A)				C									1704-
						1	1104013-D16YR	(A)	A	B											1704-
		8-97434-034-0				1	1104013-D17YZ	(A) wheelbase (3900)	A												1704-
		8-97434-033-0				1	1104013-D15EH	(B)				D									1704-
		8-97434-034-0				1	1104013-D17YZ	(B)						E	F						1704-
37	---	Fuel hose																			
		0-0121-0860-0				1		(A) L=860				C									1704-
		0-0126-0115-0				1		L=1150	A	B			D	E	F						1704-
38	---	Rubber jacket																			
		1-09369-006-1				1	1104071-117	L=150	A	B	C										1704-
		1-09369-006-1				3	1104071-117	L=150					D	E	F						1704-
		1-09369-006-1				3	1104071-117	L=150wheelbase (3900)	A												1704-
41	---	Clip																			
		1-09704-102-0				4	1104102-117/C	(A) Inside diameter =14	A	B	C	D	E	F							1704-
		8-94238-569-0				2	1104224-850	(B) Inside diameter =19	A	B	C	D	E	F							1704-
48	---	Bolt																			
		0-2865-0825-0				1	Q1840825	M8X25 reel	A	B			D	E	F						1704-
96	---	Circumferential clamp																			
		1-09891-003-0				1		Inside diameter =32 Outer diameter =40 T=18	A	B	C	D	E	F							1704-
97	---	Bracket																			
		8-97432-732-0				1	1104057-D17YZ	This bracket is wrong	A	B			D	E	F						1704-
100	---	Clip- fuel pipe																			
		1-09701-315-0				2	1104019-CYZ14	Inside diameter =19X32 H=17.5 L=22.5	A	B				E	F						1704-
		1-09701-315-0				4	1104019-CYZ14	Inside diameter =19X32 H=17.5 L=22.5			C	D									1704-
101	---	Bolt																			
		0-2865-0820-0				2	Q1840820	M8X20 reel	A	B				E	F						1704-
		0-2865-0820-0				3	Q1840820	M8X20 reel			C	D									1704-
102	---	Nut																			
		0-9118-0108-0				2	Q32008	M8 reel						E	F						1704-
		0-9118-0108-0				4	Q32008	M8 reel			C	D									1704-
228	---	Bolt																			
		0-2805-1050-0				2	Q1841050(P=1.25)	M10X50 reel	A	B	C	D	E	F							1704-
279	---	Washer																			
		0-9161-4710-0				2	Q40110	Inside diameter =10.5 Outer diameter =26	A	B	C	D	E	F							1704-
289	---	Clip																			
		5-09707-030-1				2	1101421-803	L=250	A	B	C	D	E	F							1704-
		5-09707-030-1				6	1101421-803	L=250	A	B			D	E	F						1704-

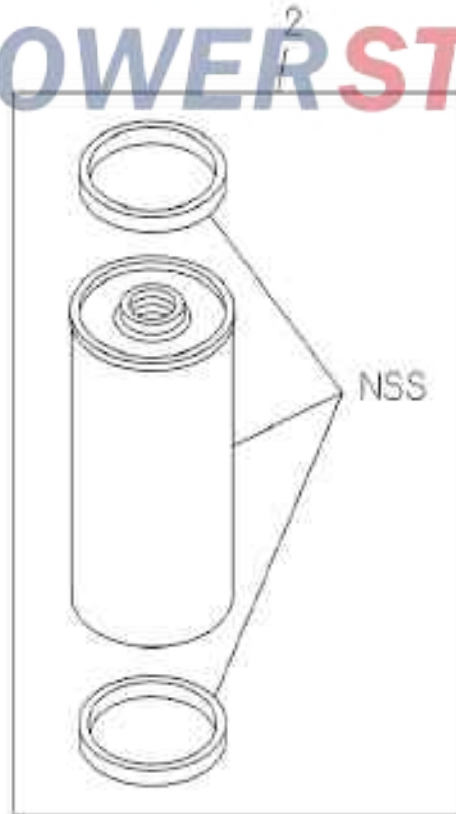
Figure No.

Index No.	Recommended grade/part name					Model applied						Date of application	I T C
	Part No.	L R	Q t y .	Qingling part No.	Remarks	EXR 6W 420 height	EXR 6W 460 height	EXR 6U 380 height	EXZ 6U 380 height/reference	EXZ 6W 420 height	EXZ 6W 460 height		
						A	B	C	D	E	F		
304	5-09707-030-1 Nut		6	1101421-803	L=250 (wheelbase 3900)	A						1704-	
371	0-9118-0110-0 Bolt		2	Q32010(P=1.25)	M10 reel	A	B	C	D	E	F	1704-	
372	0-2865-0820-0 Nut		2	Q1840820	M8X20 reel	A	B		D	E	F	1704-	
634	0-9118-0108-0 Fuel hose		2	Q32008	M8 reel	A	B		D	E	F	1704-	
	8-97434-035-0		1	1104058-D17YZ	(A)			C				1704-	
	8-97434-036-0		1	1104058-D34EZ	(B)				D			1704-	
	8-97434-037-0		1	1104058-D15EH	(B)					E	F	1704-	
			1	1104058-D16YR	(B)	A	B					1704-	
	8-97434-037-0		1	1104058-D15EH	(B) wheelbase (3900)	A						1704-	





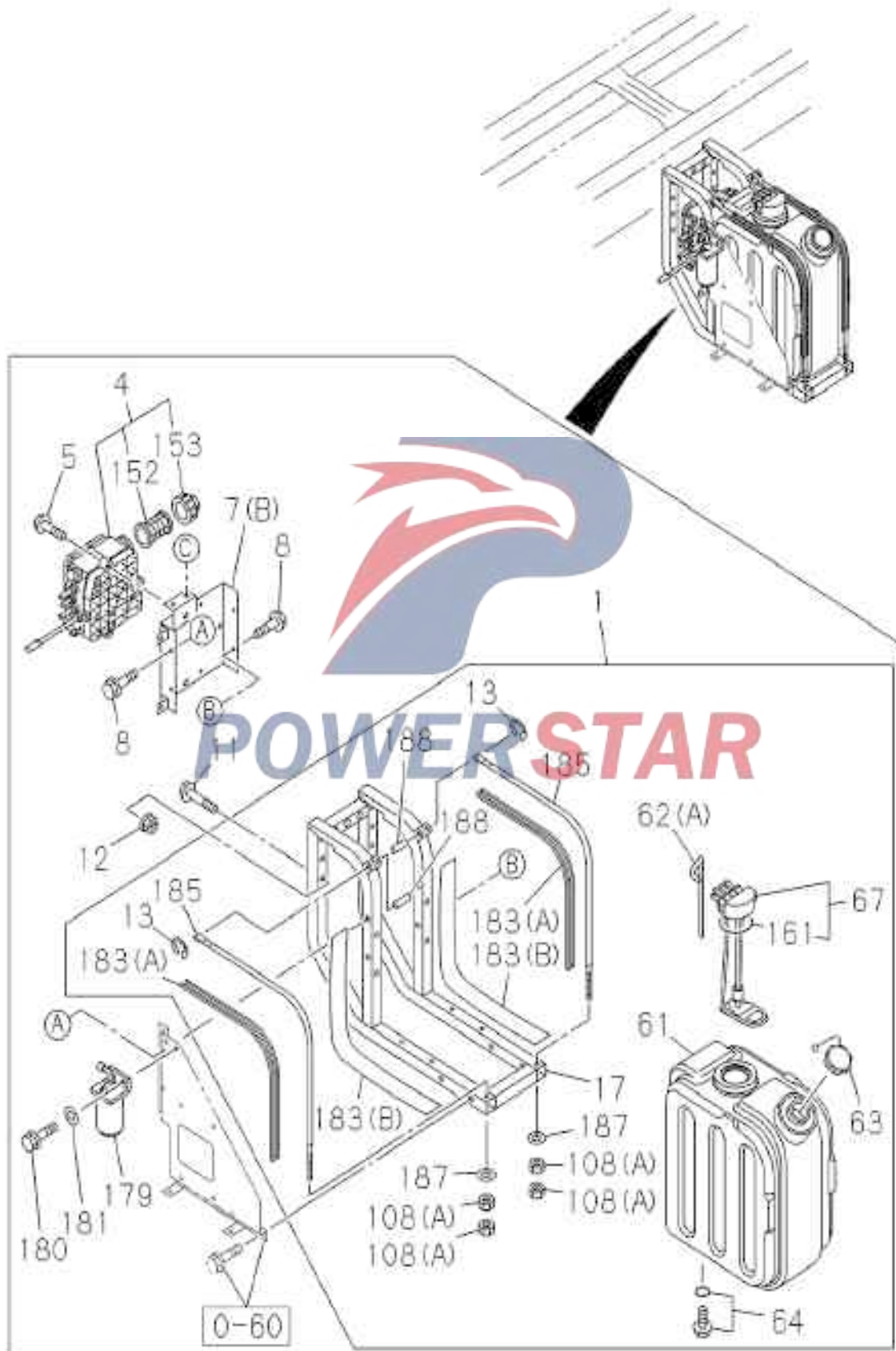
POWERSTAR



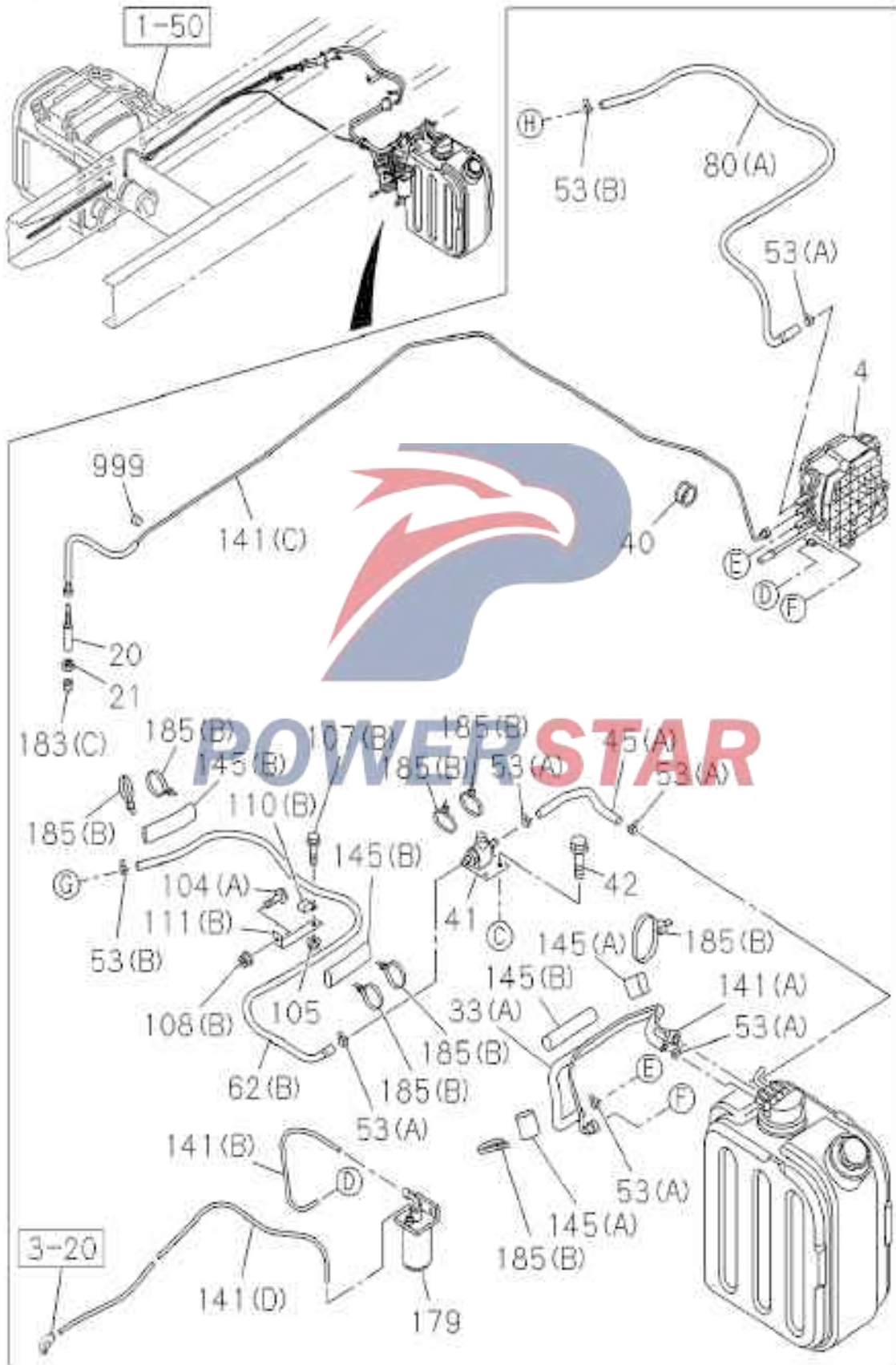
1-45		Fuel-water separator;																			
Figure No.																					
Index No.	Recommended grade/part name										Date of application	I T C									
	Part No.	L R	Q t y .	Qingling part No.	Remarks	Model applied															
						EXR 6W 420 height	EXR 6W 460 height	EXR 6U 380 height	EXZ 6U 380 height/reference	EXZ 6W 420 height			EXZ 6W 460 height								
A	B	C	D	E	F																
1	Oil-water separator assembly																				
	8-97430-623-0		1	1104030-CYZ14		A	B	C	D	E	F	1704-									
2	Separate part, included in assembly																				
	8-97431-176-0		1			A	B	C	D	E	F	1704-									
26	Connector																				
	8-98122-952-0		1	1104023-CYZ14	(A)	A	B	C	D	E	F	1704-									
	8-98122-953-0		1	1104022-CYZ14	(B)	A	B	C	D	E	F	1704-									
66	Clogging																				
	8-97329-623-0		2	1104024-CYZ14	NPTF3/8-18	A	B	C	D	E	F	1704-									



POWERSTAR

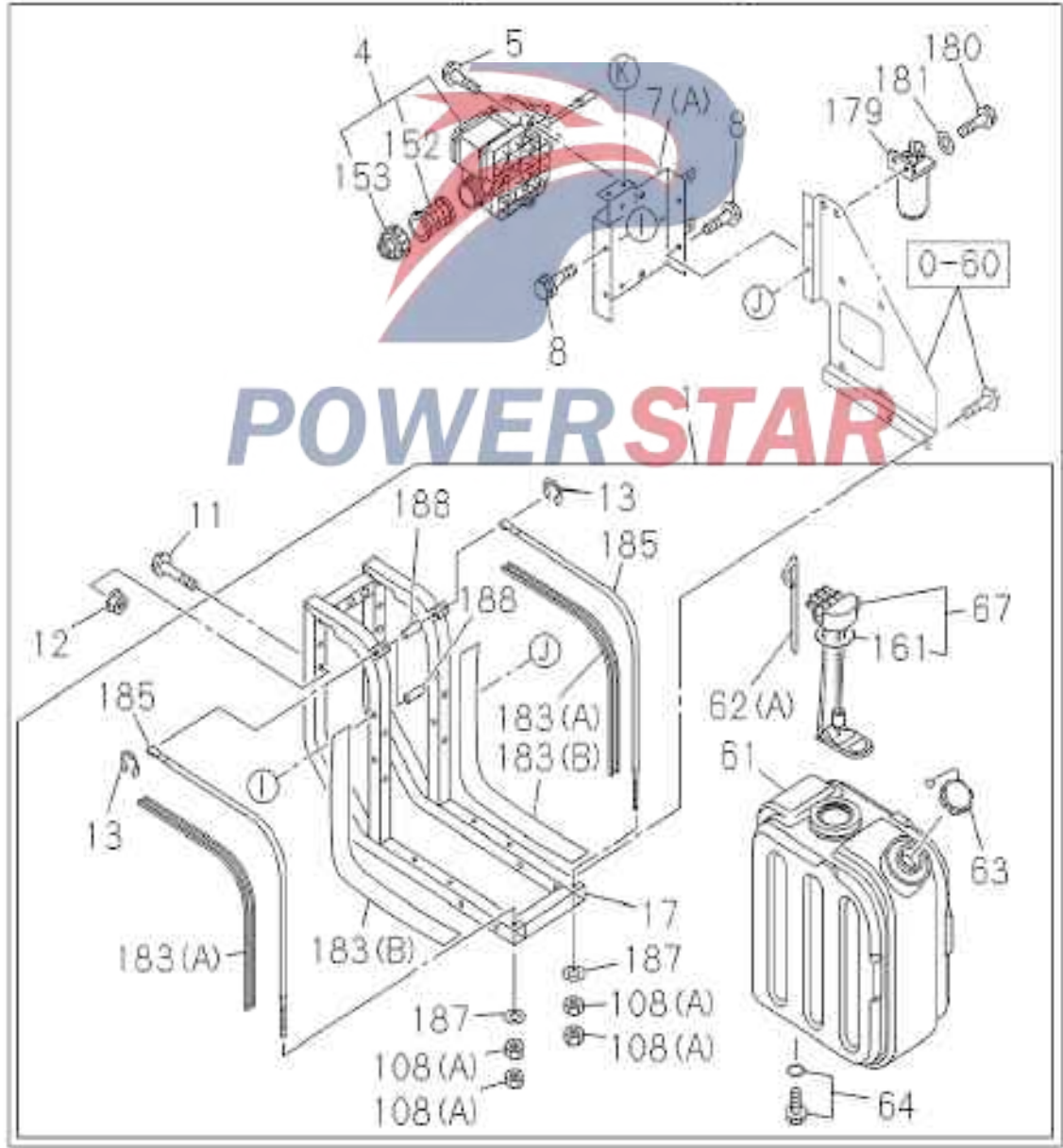
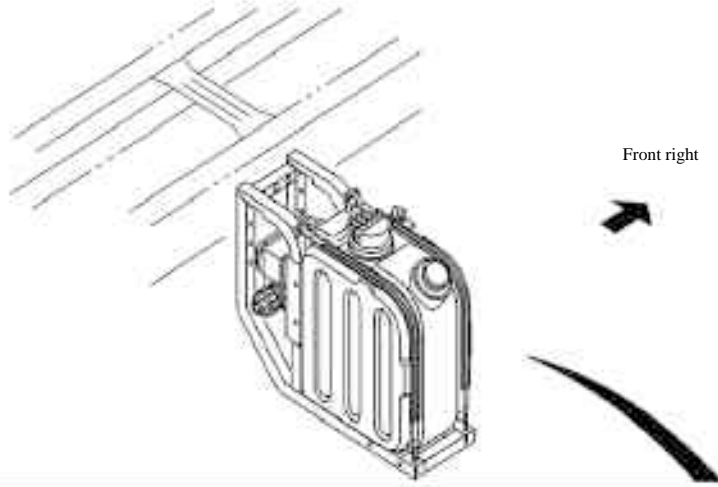


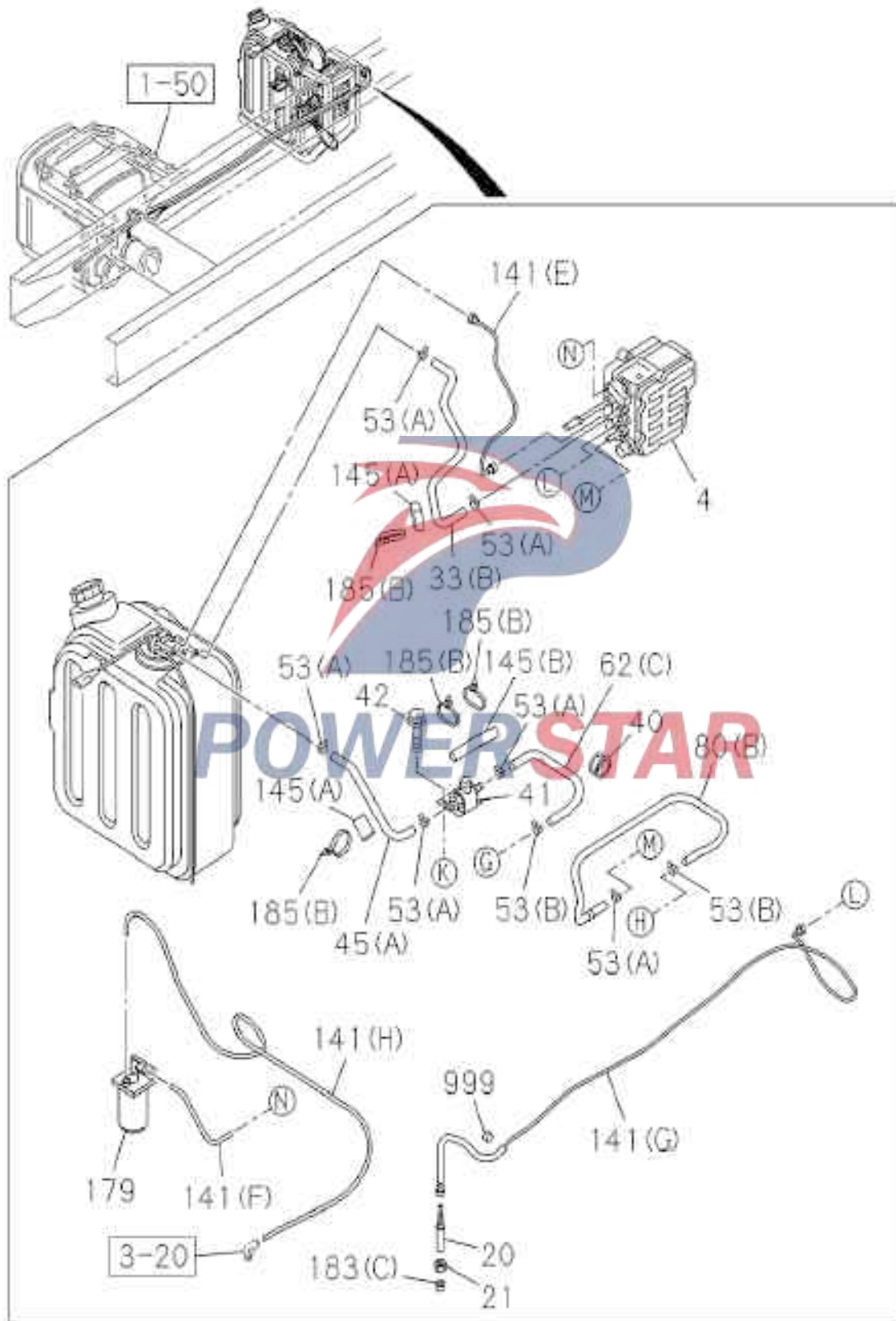
Qty.

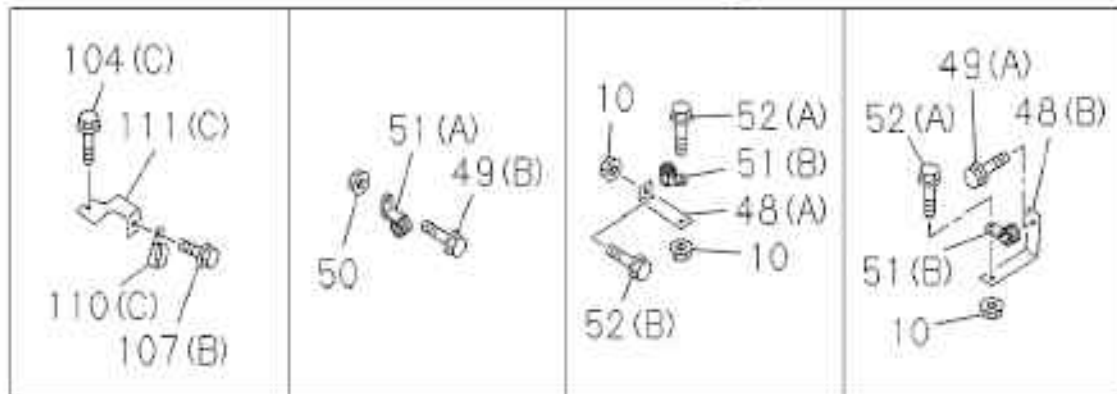
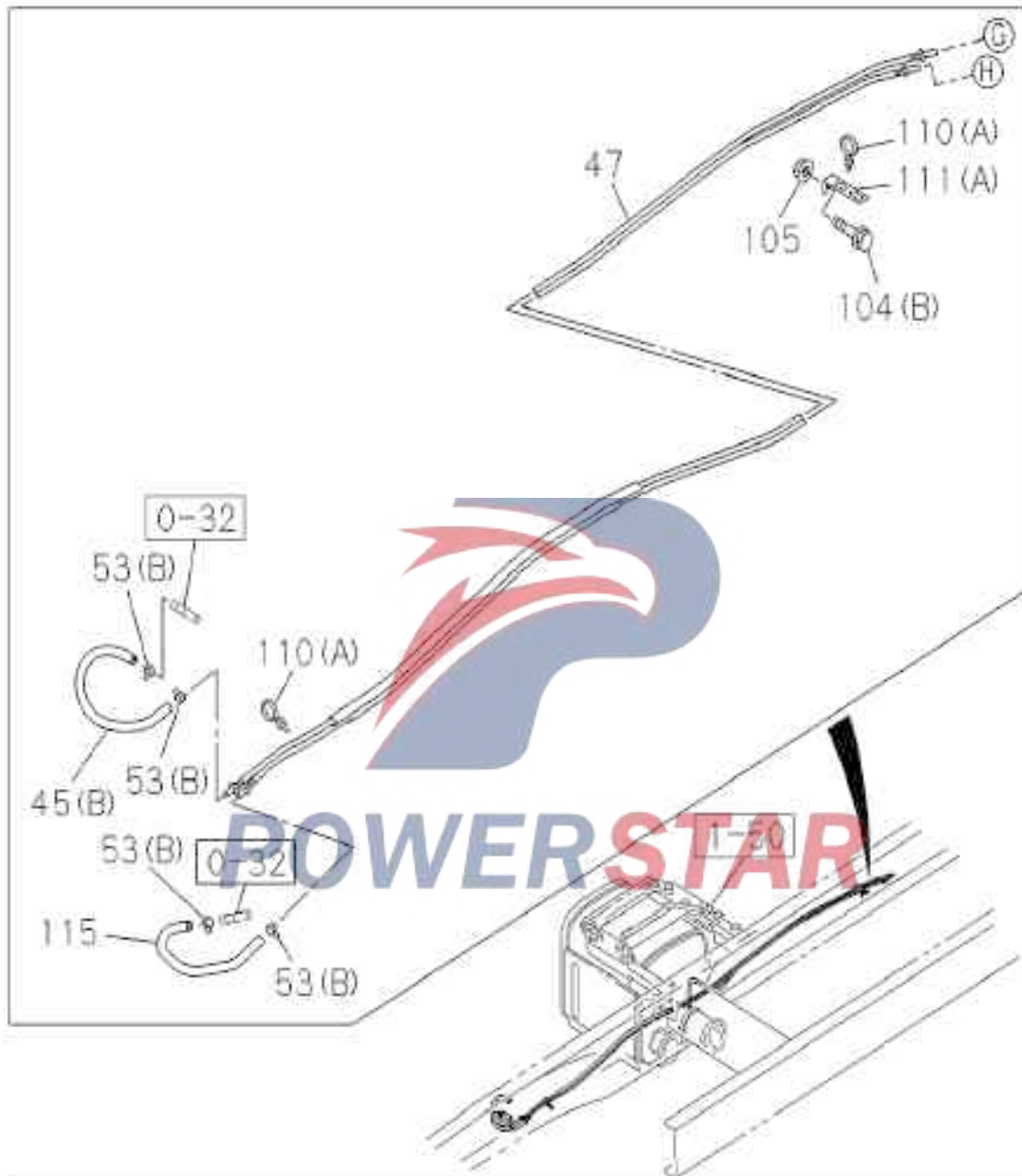


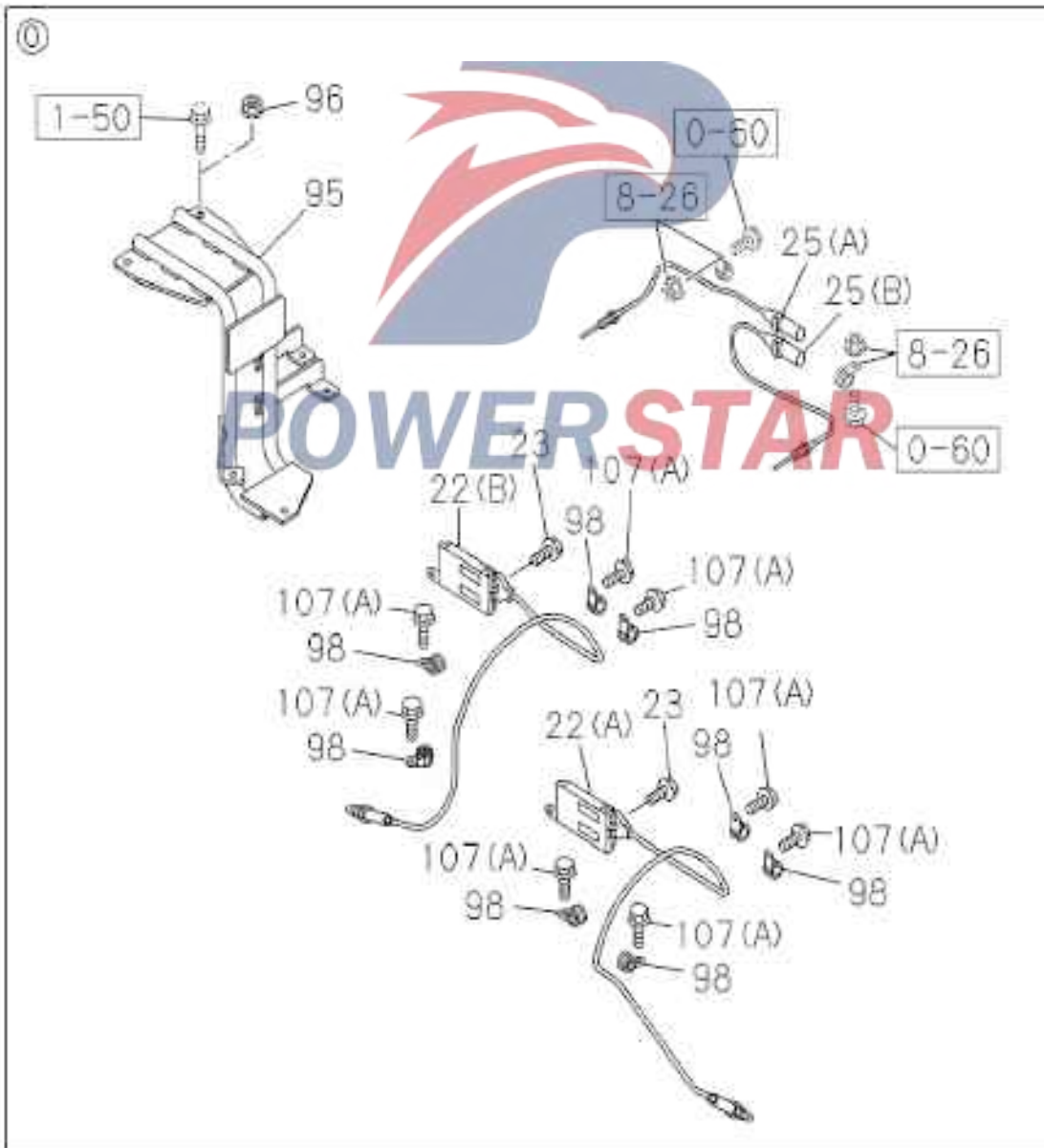
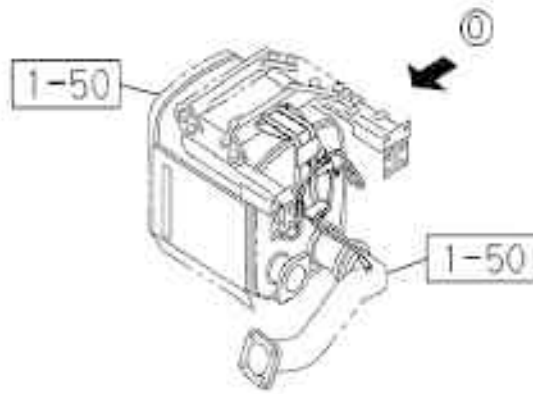
1-46 Urea tank, nylon hose

Figure No.










Index No.	Recommended grade/part name					Model applied						Date of application	I T C
	Part No.	L R	Q t y .	Qingling part No.	Remarks	EXR 6W 420 height	EXR 6W 460 height	EXR 6U 380 height	EXZ 6U 380 height/reference	EXZ 6W 420 height	EXZ 6W 460 height		
						A	B	C	D	E	F		
1	Urea tank assembly 8-97433-106-0		1	1205640-D17YZ		A	B	C	D	E	F	1704-	
4	Supply pump-urea 8-97432-796-0		1	1205620-D17YZ		A	B	C	D	E	F	1704-	
5	Bolt 0-2805-0840-0		3	Q1840840	M8X40 reel	A	B	C	D	E	F	1704-	
7	Bracket 8-97433-282-1		1	1205132-D17YZB	(A)				D	E	F	1704-	
	8-97433-283-1		1	1205132-D15YRB	(B)	A	B	C				1704-	
	8-97433-282-1		1	1205132-D17YZB	(B) wheelbase (3900)	A						1704-	
8	Bolt 0-2805-0825-0		4	Q1840825	M8X25 reel	A	B	C	D	E	F	1704-	
10	Nut 0-9118-0108-0		3	Q32008	M8 reel	A	B			E	F	1704-	
11	Bolt 0-2805-1270-0		6	Q1841270(P=1.25)	M12X70 reel	A	B	C	D	E	F	1704-	
12	Nut 0-9118-0212-0		6	Q32012T13F2(P=1.25)	M12 reel	A	B	C	D	E	F	1704-	
13	Clip 8-97433-110-0		2			A	B	C	D	E	F	1704-	
17	Support assembly 8-97433-108-0		1	1205641-D17YZ		A	B	C	D	E	F	1704-	
20	Nozzle assembly 8-97432-799-0		1	1205650-D17YZ		A	B	C	D	E	F	1704-	
21	Retainer 8-97432-800-0		1	1205652-D17YZ		A	B	C	D	E	F	1704-	
22	Sensor assembly 8-97432-802-0		1	1205660-D17YZ	(A)	A	B	C	D	E	F	1704-	
	8-97432-803-0		1	1205670-D17YZ	(B)	A	B	C	D	E	F	1704-	
23	Bolt 8-98155-181-0		4	1205693-D17YZ	M6X25	A	B	C	D	E	F	1704-	
25	Sensor 8-97432-804-0		1	1205681-D17YZ	(A)	A	B	C	D	E	F	1704-	
	8-97432-805-0		1	1205682-D17YZ	(B)	A	B	C	D	E	F	1704-	
33	Warm water pipe 8-97433-947-0		1	1205388-D15YR	(A)	A	B	C				1704-	
	8-97433-948-0		1	1205388-D17YZ	(A) wheelbase (3900)	A						1704-	
	8-97433-948-0		1	1205388-D17YZ	(B)				D	E	F	1704-	
40	Guard sleeve 1-09332-077-0		1	3724106-D17YZ	Inside diameter =39 Outer diameter =45 T=19	A	B	C	D	E	F	1704-	
41	Solenoid valve assembly 8-97433-626-0		1	1205050-D17YZ		A	B	C	D	E	F	1704-	
42	Bolt 0-2805-1016-0		2	Q1841016(P=1.25)	M10X16 reel	A	B	C	D	E	F	1704-	
45	Warm water pipe 8-97433-940-0		1	1205083-D15EH	(B)			C	D			1704-	
	8-97433-942-0		1	1205189-D17YZ	(B)	A	B			E	F	1704-	
	8-97433-946-0		1	1205288-D17YZ	(A)	A	B	C	D	E	F	1704-	

Index No.	Recommended grade/part name						Date of application	I T C										
	Part No.	L R	Q t y .	Qingling part No.	Remarks	Model applied												
						EXR 6W 420 height			EXR 6W 460 height	EXR 6U 380 height	EXZ 6U 380 height/reference	EXZ 6W 420 height	EXZ 6W 460 height					
A	B	C	D	E	F													
47	---																	
	Nylon hose assembly																	
	8-97433-952-0		1	1205266-D15YR				C	D									1704-
	8-97433-955-0		1	1205266-D17YZ		A	B					E	F					1704-
48	---																	
	Bracket																	
	1-82699-085-0		1	3724419-117	(A) L=95 H=25	A	B					E	F					1704-
	8-97631-637-1		1	1205083-D17YZ	(B)	A	B					E	F					1704-
49	---																	
	Bolt																	
	0-2865-0825-0		1	Q1840825	(A) M8X25 reel	A	B					E	F					1704-
	0-2865-0830-0		1	Q1840830	(B) M8X30 reel	A	B					E	F					1704-
50	---																	
	Nut																	
	0-9118-0108-0		1	Q32008	M8 reel	A	B					E	F					1704-
51	---																	
	Clip																	
	1-09700-860-0		1	3206426-CYZ14	(A)Inside diameter =18 H=23 L=28	A	B					E	F					1704-
	8-98019-191-0		2	8100678-CYZ14	(B)Inside diameter =21 L=24	A	B					E	F					1704-
52	---																	
	Bolt																	
	0-2865-0820-0		2	Q1840820	(A) M8X20 reel	A	B					E	F					1704-
	0-2865-0830-0		1	Q1840830	(B) M8X30 reel	A	B					E	F					1704-
53	---																	
	Circumferential clamp																	
	8-94478-875-0		6	8100722-D17YZ	(A)Inside diameter =18.9	A	B	C	D	E	F							1704-
	8-97329-628-0		6	1205211-D17YZ	(B)Inside diameter =16	A	B	C	D	E	F							1704-
61	---																	
	Urea tank																	
	8-97433-107-0		1	1205643-D17YZ		A	B	C	D	E	F							1704-
62	---																	
	Hose																	
	8-97433-116-0		1		(A)	A	B	C	D	E	F							1704-
	8-97433-944-0		1	1205283-D15YR	(B)	A	B	C										1704-
	8-97433-945-0		1	1205289-D17YZ	(B) wheelbase (3900)	A												1704-
	8-97433-945-0		1	1205289-D17YZ	(C)				D	E	F							1704-
63	---																	
	Tank cover																	
	8-97433-117-0		1			A	B	C	D	E	F							1704-
64	---																	
	Plug assembly																	
	8-97433-118-0		1			A	B	C	D	E	F							1704-
67	---																	
	Sensor assembly-amount of urea																	
	8-97432-806-0		1	1205642-D17YZ		A	B	C	D	E	F							1704-
80	---																	
	Warm water pipe																	
	8-97433-949-0		1	1205389-D15YR	(A)	A	B	C										1704-
	8-97433-950-0		1	1205389-D17YZ	(A) wheelbase (3900)	A												1704-
	8-97433-950-0		1	1205389-D17YZ	(B)				D	E	F							1704-
95	---																	
	Bracket																	
	8-97433-303-0		1	1205133-D17YZ		A	B	C	D	E	F							1704-

Index No.	Part No.	L	Q t y .	Qingling part No.	Remarks	Model applied						Date of application	I T C
						EXR 6W 420 height	EXR 6W 460 height	EXR 6U 380 height	EXZ 6U 380 height/reference	EXZ 6W 420 height	EXZ 6W 460 height		
						A	B	C	D	E	F		
96	Nut 0-9118-0210-0		2	Q32010T13F2(P=1.25)	M10 reel	A	B	C	D	E	F	1704-	
98	Clip 8-98082-034-0		8	3724513-CYZ14	L.D.=10 L=16.5	A	B	C	D	E	F	1704-	
104	Bolt 0-2865-0825-0		1	Q1840825	(A) M8X25 reel			C				1704-	
	0-2865-0830-0		1	Q1840830	(B) M8X30 reel	A	B	C	D	E	F	1704-	
	0-2865-0835-0		1	Q1840835	(C) M8X35 reel			C	D			1704-	
105	Nut 0-9118-0108-0		1	Q32008	M8 reel				D	E	F	1704-	
	0-9118-0108-0		1	Q32008	M8 reel (wheel base 3900)	A						1704-	
	0-9118-0108-0		2	Q32008	M8 reel	A	B	C				1704-	
107	Bolt 0-2805-0816-0		8	Q1840816	(A) M8X16 reel	A	B	C	D	E	F	1704-	
	0-2865-0820-0		1	Q1840820	(B) M8X20 reel				D			1704-	
	0-2865-0820-0		2	Q1840820	(B) M8X20 reel			C				1704-	
108	Nut 0-9118-0108-0		1	Q32008	(B) M8 reel			C				1704-	
	8-97433-115-0		4		(A)	A	B	C	D	E	F	1704-	
110	Binding tape 1-09701-315-0		1	1104019-CYZ14	(B) Inside diameter =19X32 H=17.5 L=22.5			C				1704-	
	1-09707-183-0		2	8202539-CYZ14	(A) L=350	A	B	C	D	E	F	1704-	
	9-09917-356-0		1	1205171-D17YZ	(C) Inside diameter =19.5X2 L=24.5			C	D			1704-	
	1-09707-183-0		2	8202539-CYZ14	(A)wheelbase (3900) L=350	A						1704-	
111	Bracket 1-47475-655-0		1	3506013-D17YZ	(B) L=145			C				1704-	
	1-47477-645-2		1	3506016-117	(A) L=100 H=30	A	B	C	D	E	F	1704-	
	8-97433-951-0		1	3506552-D17YZ	(C)			C	D			1704-	
115	Warm water pipe 8-97433-941-0		1	1205188-D17YZ				C	D			1704-	
	8-97433-943-0		1	1205198-D17YZ		A	B			E	F	1704-	

Index No.	Recommended grade/part name						Model applied						Date of application	I T C
	Part No.	L R	Q t y .	Qingling part No.	Remarks	EXR 6W 420 height	EXR 6W 460 height	EXR 6U 380 height	EXZ 6U 380 height/reference	EXZ 6W 420 height	EXZ 6W 460 height			
						A	B	C	D	E	F			
141	---	Nylon hose												
		1-09389-005-0	1	1205152-D17YZ	(F)				D	E	F	1704-		
		1-09389-015-0	1	1205152-D15YR	(B)	A	B	C				1704-		
		1-09389-005-0	1	1205152-D17YZ	(B) wheelbase (3900)	A						1704-		
		1-09389-035-0	1	1205156-D17YZ	(D)			C				1704-		
		8-97433-958-0	1	1205159-D17YZ	(A)	A	B	C				1704-		
		8-97433-959-0	1	1205259-D17YZ	(A) wheelbase (3900)	A						1704-		
		8-97433-959-0	1	1205259-D17YZ	(E)				D	E	F	1704-		
		8-97433-960-0	1	1205155-D34EZ	(C)	A	B	C				1704-		
		8-97433-961-0	1	1205155-D17YZ	(C) wheelbase (3900)	A						1704-		
		8-97433-961-0	1	1205155-D17YZ	(G)				D	E	F	1704-		
145	---	Rubber jacket												
		1-09369-006-1	1	1104071-117	(B) L=150				D	E	F	1704-		
		1-09369-006-1	1	1104071-117	(B) wheelbase (3900) L=150	A						1704-		
		1-09369-006-1	3	1104071-117	(B) L=150	A	B	C				1704-		
		8-98077-126-0	2	1104071-D17YZ	(A)	A	B	C	D	E	F	1704-		
152	---	Filtering subassembly-urea pump												
		8-97432-966-0	1			A	B	C	D	E	F	1704-		
153	---	Cover assembly-urea pump												
		8-97432-967-0	1			A	B	C	D	E	F	1704-		
161	---	O-ring												
		8-97433-833-0	1			A	B	C	D	E	F	1704-		
179	---	Separator assembly												
		8-97432-797-0	1	1205630-D17YZ		A	B	C	D	E	F	1704-		
180	---	Bolt												
		0-2805-0825-0	2	Q1840825	M8X25 reel	A	B	C	D	E	F	1704-		
181	---	Washer												
		0-9161-0508-0	2	Q40008	Inside diameter =8.4 Outer diameter =16	A	B	C	D	E	F	1704-		
183	---	Thermal insulator assembly												
		8-97432-801-0	1	1205653-D17YZ	(C)	A	B	C	D	E	F	1704-		
		8-97433-112-0	2		(A)	A	B	C	D	E	F	1704-		
		8-97433-113-0	2		(B)	A	B	C	D	E	F	1704-		
185	---	Strap												
		1-09707-183-0	4	8202539-CYZ14	(B) L=350				D	E	F	1704-		
		1-09707-183-0	4	8202539-CYZ14	(B) (wheelbase 3900) L=350	A						1704-		
		1-09707-183-0	8	8202539-CYZ14	(B) L=350	A	B	C				1704-		
		8-97433-111-0	2		(A)	A	B	C	D	E	F	1704-		

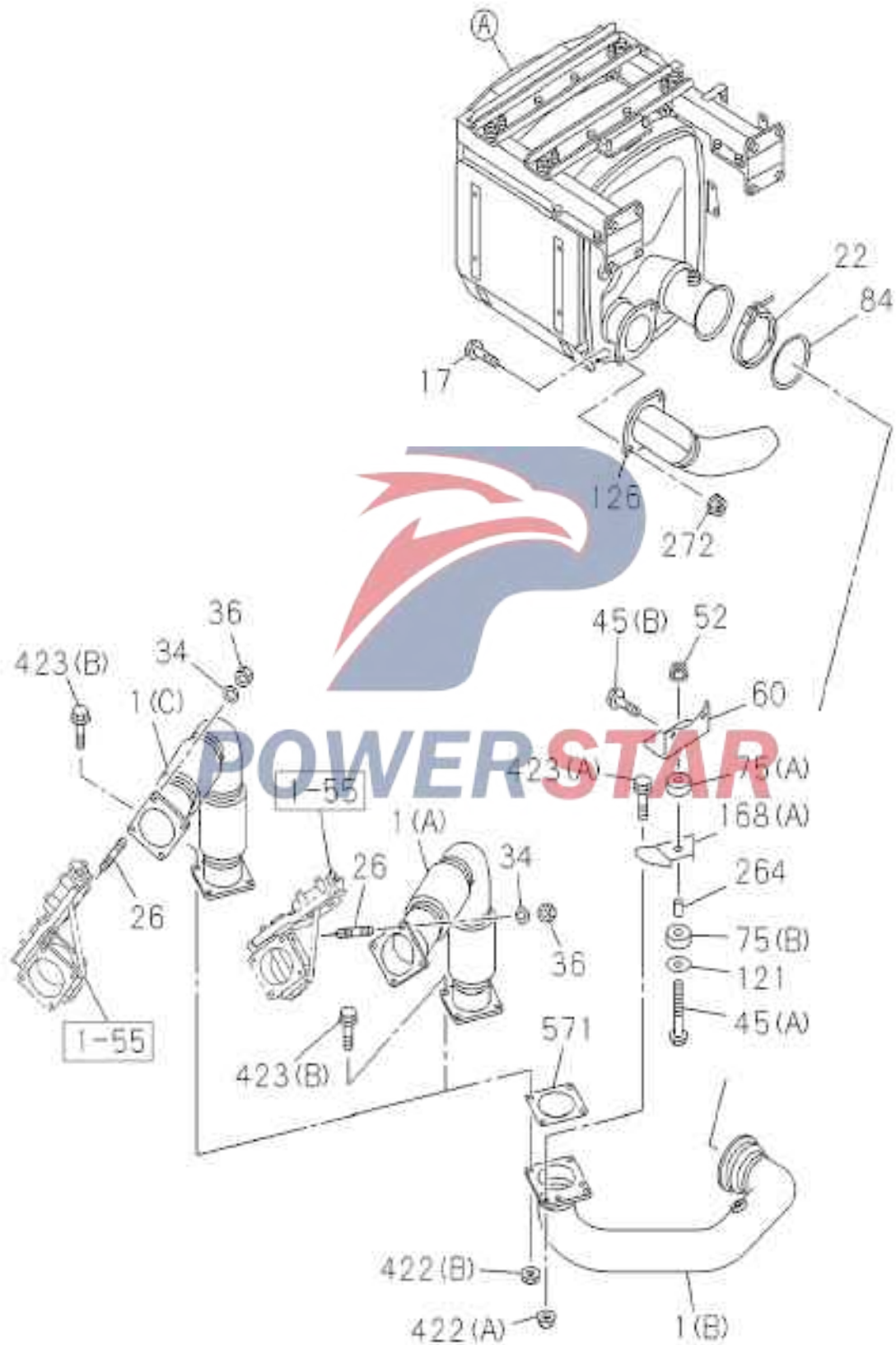
1-46		Urea tank, nylon hose											
Figure No.													
Index No.	Recommended grade/part name										Date of application	I T C	
	Part No.	L R	Q t y .	Qingling part No.	Remarks	Model applied							
						EXR 6W 420 height	EXR 6W 460 height	EXR 6U 380 height	EXZ 6U 380 height/reference	EXZ 6W 420 height			EXZ 6W 460 height
A	B	C	D	E	F								
187	--- Gasket-damper 8-97433-114-0		2			A	B	C	D	E	F	1704-	
188	--- Pin 8-97433-109-0		2			A	B	C	D	E	F	1704-	



POWERSTAR

1-50 Exhaust pipeline and muffler

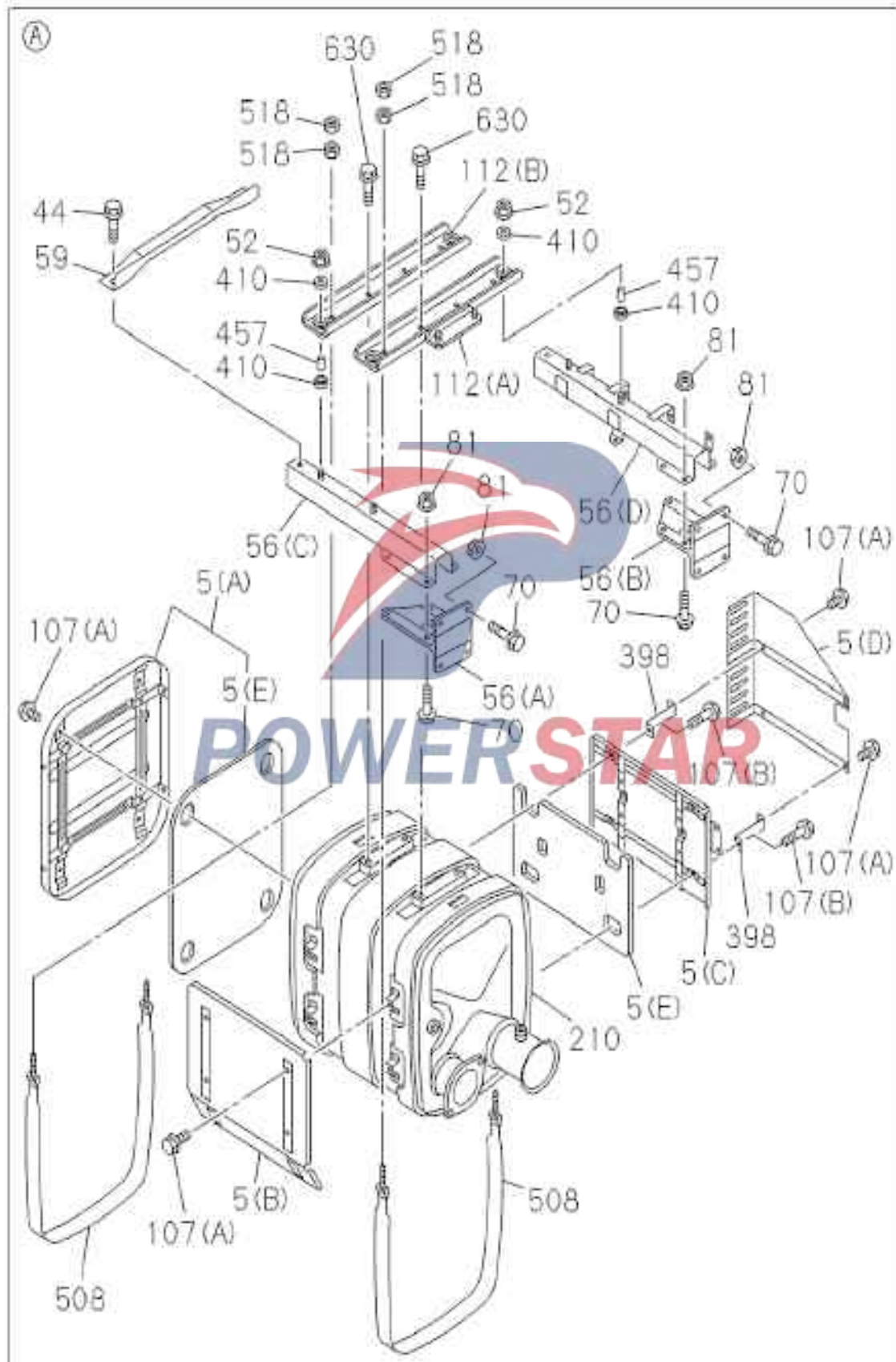
Figure No.



1-50 Exhaust pipeline and muffler

Figure No.

Qty.



1-50		Exhaust pipeline and muffler																			
Figure No.																					
Index No.	Recommended grade/part name										Date of application	I T C									
	Part No.	L	Q	t	y	Qingling part No.	Remarks	Model applied													
								EXR 6W 420 height	EXR 6W 460 height	EXR 6U 380 height			EXZ 6U 380 height/reference	EXZ 6W 420 height	EXZ 6W 460 height						
A								B	C	D	E	F									
1	--- Exhaust pipe assembly																				
	8-97433-285-0		1			1203010-D15YR	(A)				C	D									1704-
	8-97433-286-0		1			1203010-D34EZ	(C)	A	B					E	F						1704-
	8-97433-287-0		1			1203020-D17YZ	(B)	A	B	C	D	E	F								1704-
5	--- Protective plate assembly																				
	8-97433-304-0		1				(C)	A	B	C	D	E	F								1704-
	8-97433-633-0		1			1205179-D17YZ	(D)	A	B	C	D	E	F								1704-
	8-97433-846-0		1				(E)	A	B	C	D	E	F								1704-
	8-97433-846-0		1				(E)	A	B	C	D	E	F								1704-
	8-98298-090-0		1			1205063-D17YZ		A	B	C	D	E	F								1704-
	8-98298-091-0		1			1205064-D17YZ	(B)	A	B	C	D	E	F								1704-
17	--- Bolt																				
	0-2805-1235-0		2			Q1841235(P=1.25)	M12X35 reel	A	B	C	D	E	F								1704-
22	--- Strap																				
	8-98316-847-0		1			1203072-D17YZ		A	B	C	D	E	F								1704-
26	--- Bolt																				
	1-09302-163-0		4			1203081-CYZ14	M12X140 L=160	A	B	C	D	E	F								1704-
34	--- Washer																				
	1-09556-020-0		4			1203082-CYZ14	Inside diameter =13 Outer diameter =26	A	B	C	D	E	F								1704-
36	--- Nut																				
	1-09400-131-0		4			1203083-CYZ14	M12	A	B	C	D	E	F								1704-
44	--- Bolt																				
	1-09980-517-0		2				M10X30	A	B	C	D	E	F								1704-
45	--- Bolt																				
	0-2805-1060-0		1			Q1841060(P=1.25)	(A)M10X60 reel	A	B	C	D	E	F								1704-
	0-2805-1235-0		2			Q1841235(P=1.25)	(B)M12X35 reel	A	B	C	D	E	F								1704-
52	--- Nut																				
	0-9118-0210-0		1			Q32010T13F2(P=1.25)	M10 reel	A	B	C	D	E	F								1704-
	0-9118-0210-0		4			Q32010T13F2(P=1.25)	M10 reel	A	B	C	D	E	F								1704-
56	--- Bracket																				
	8-97433-296-0		1			1205051-D17YZ	(A)	A	B	C	D	E	F								1704-
	8-97433-297-0		1			1205052-D17YZ	(B)	A	B	C	D	E	F								1704-
	8-97433-298-0		1			1205053-D17YZ	(C)	A	B	C	D	E	F								1704-
	8-97433-299-0		1			1205054-D17YZ	(D)	A	B	C	D	E	F								1704-
59	--- Bracket																				
	8-97433-300-0		1			1203142-D17YZ		A	B	C	D	E	F								1704-
60	--- Bracket																				
	8-97433-292-0		1					A	B	C	D	E	F								1704-
70	--- Bolt																				
	0-2885-1440-0		16			Q1841440	M14X40 reel	A	B	C	D	E	F								1704-
75	--- Rubber gasket																				
	8-97625-670-0		1				(A)	A	B	C	D	E	F								1704-
	8-98149-202-0		1				(B)	A	B	C	D	E	F								1704-

1-50		Exhaust pipeline and muffler															
Figure No.																	
Index No.	Recommended grade/part name										Date of application	I T C					
	Part No.	L	Q t y .	Qingling part No.	Remarks	Model applied											
						EXR 6W 420 height	EXR 6W 460 height	EXR 6U 380 height	EXZ 6U 380 height/reference	EXZ 6W 420 height			EXZ 6W 460 height				
A	B	C	D	E	F												
81	--- Nut																
	0-9118-0214-0		12	Q32014T13F2(P=1.5)	M14 reel	A	B			E	F	1704-					
	0-9118-0214-0		16	Q32014T13F2(P=1.5)	M14 reel			C	D			1704-					
84	--- Gasket-exhaust manifold																
	8-98299-798-0		1	1203315-D17YZ		A	B	C	D	E	F	1704-					
107	--- Bolt																
	0-2865-0825-0		4	Q1840825	(B) M8X25 reel	A	B	C	D	E	F	1704-					
	1-09030-042-0		12	1205069-D17YZ	(A) M8X22	A	B	C	D	E	F	1704-					
112	--- Bracket																
	8-97433-301-0		1	1203143-D17YZ	(A)	A	B	C	D	E	F	1704-					
	8-97433-302-0		1	1203144-D17YZ	(B)	A	B	C	D	E	F	1704-					
121	--- Plate																
	8-97625-671-0		1		Inside diameter =10.5 Outer diameter =70	A	B	C	D	E	F	1704-					
126	--- Exhaust pipe assembly																
	8-97433-290-0		1	1203040-D17YZ		A	B	C	D	E	F	1704-					
168	--- Support assembly																
	8-97433-293-0		1			A	B	C	D	E	F	1704-					
210	--- Converter assembly																
	8-97432-795-0		1	1205010-D17YZ		A	B	C	D	E	F	1704-					
264	--- Spacer sleeve																
	9-22151-217-0		1		L=37.5	A	B	C	D	E	F	1704-					
272	--- Nut																
	0-9118-0212-0		2	Q32012T13F2(P=1.25)	M12 reel	A	B	C	D	E	F	1704-					
398	--- Bracket																
	8-97434-087-0		4	1205161-D17YZ		A	B	C	D	E	F	1704-					
410	--- Rubber pad																
	1-22159-094-0		8	1203086-CEH14	Outer diameter =40	A	B	C	D	E	F	1704-					
422	--- Nut																
	0-9118-0210-0		2	Q32010T13F2(P=1.25)	(A) M10 reel	A	B	C	D	E	F	1704-					
	0-9118-0212-0		4	Q32012T13F2(P=1.25)	(B) M12 reel	A	B	C	D	E	F	1704-					
423	--- Bolt																
	0-2805-1035-0		2	Q1841035(P=1.25)	(A) M10X35 reel	A	B	C	D	E	F	1704-					
	0-2805-1235-0		4	Q1841235(P=1.25)	(B) M12X35 reel	A	B	C	D	E	F	1704-					
457	--- Spacer sleeve																
	1-14234-083-0		4	1201252-D17YZ	L=25	A	B	C	D	E	F	1704-					
508	--- Strap assembly																
	8-98298-080-0		2	1203090-D17YZ		A	B	C	D	E	F	1704-					

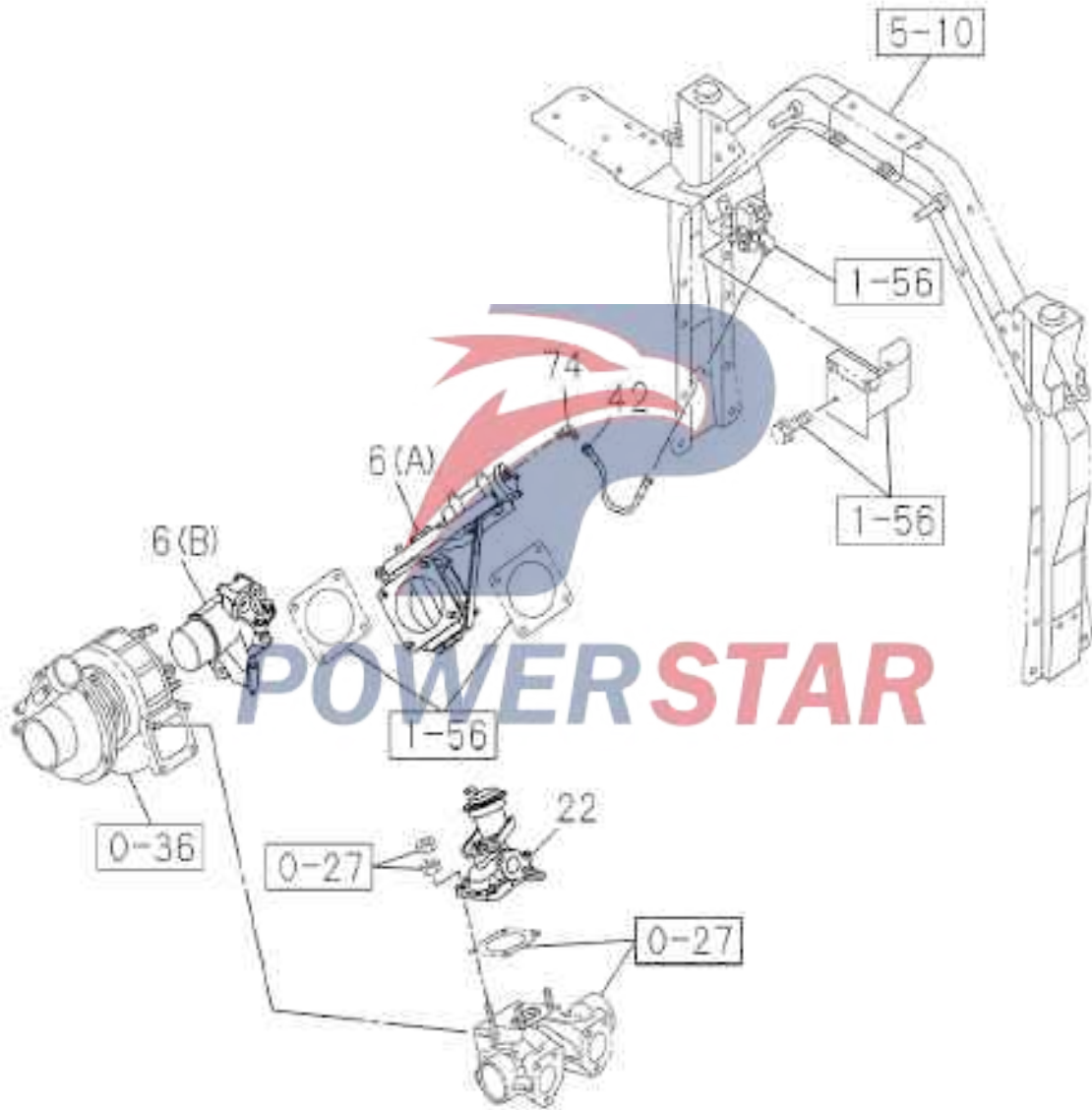
Figure No.

Index No.	Recommended grade/part name						Model applied						Date of application	I T C
	Part No.	L R	Q t y .	Qingling part No.	Remarks	EXR 6W 420 height	EXR 6W 460 height	EXR 6U 380 height	EXZ 6U 380 height/reference	EXZ 6W 420 height	EXZ 6W 460 height			
						A	B	C	D	E	F			
518	Nut 0-9111-0510-0		8	Q341C10	M10	A	B	C	D	E	F	1704-		
571	Gasket-exhaust manifold 8-98343-705-0		1	1203426-D17YZ	Inside diameter =109	A	B	C	D	E	F	1704-		
630	Bolt 0-2805-1025-0		4	Q1841025(P=1.25)	M10X25 reel	A	B	C	D	E	F	1704-		



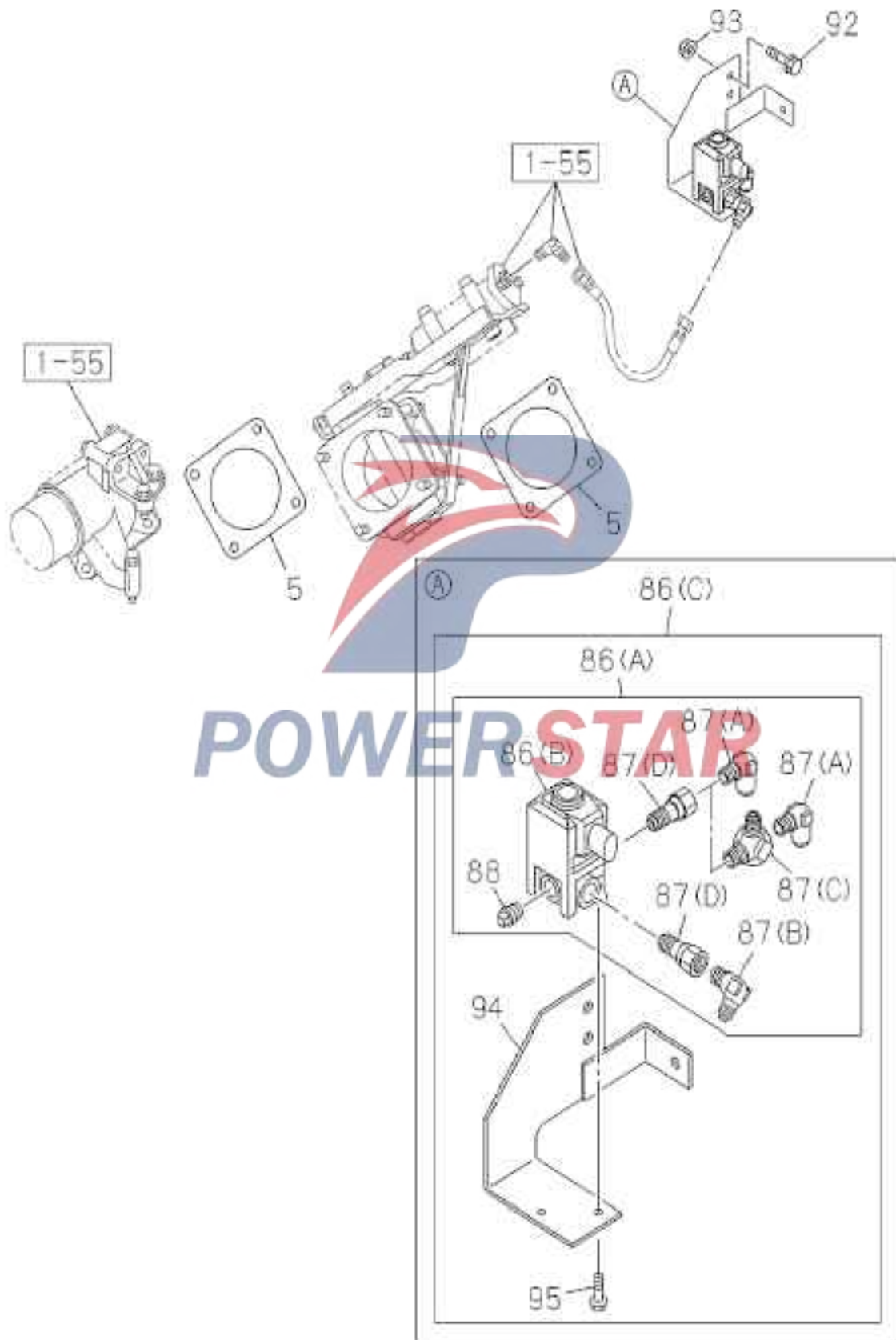
1-55 Exhaust brake valve and control cylinder

Figure No.

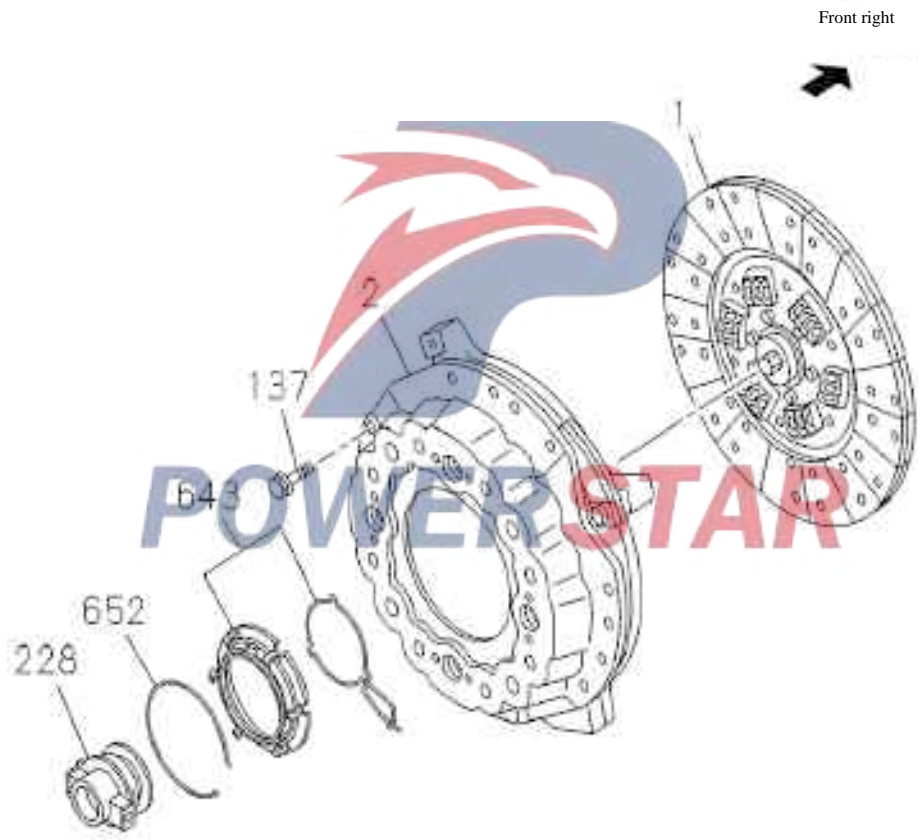


1-55		Exhaust brake valve and control cylinder											
Figure No.													
Index No.	Recommended grade/part name					Model applied						Date of application	I T C
	Part No.	L R	Q t y .	Qingling part No.	Remarks	EXR 6W 420 height	EXR 6W 460 height	EXR 6U 380 height	EXZ 6U 380 height/reference	EXZ 6W 420 height	EXZ 6W 460 height		
						A	B	C	D	E	F		
6	--- Exhaust brake valve assembly											1704-	
	8-97432-983-0		1	1118221-D15YR	(B)			C	D			1704-	
	8-97629-737-3		1		(A)	A	B	C	D	E	F	1704-	
22	--- Exhaust valve												
	8-97432-714-1		1	1118225-D15YR				C	D			1704-	
42	--- Hose assembly												
	8-97434-026-0		1	3549010-D34EZ					D			1704-	
	8-97434-027-0		1	3549010-D17YZ		A	B	C		E	F	1704-	
74	--- Connector												
	1-09650-430-0		1	8100686-CYZ14	M12 & PT1/4 elbow	A	B	C	D	E	F	1704-	

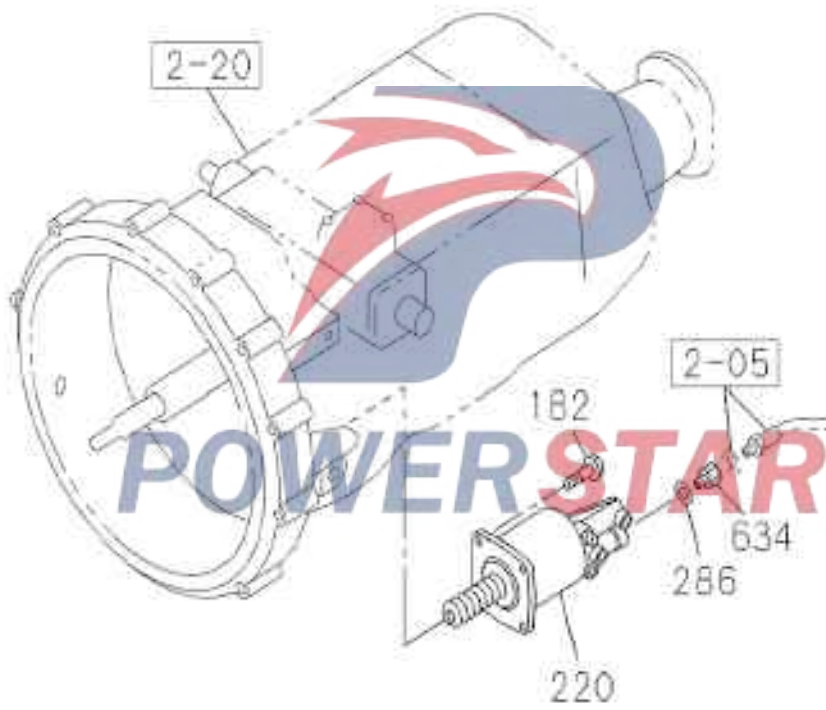




1-56		Exhaust brake system												
Figure No.														
Index No.	Recommended grade/part name										Date of application	I T C		
	Part No.	L R	Q t y .	Qingling part No.	Remarks	Model applied								
						EXR 6W 420 height	EXR 6W 460 height	EXR 6U 380 height	EXZ 6U 380 height/reference	EXZ 6W 420 height			EXZ 6W 460 height	
A	B	C	D	E	F									
5	---	Gasket-exhaust manifold												
		8-98343-705-0		2	1203426-D17YZ	Inside diameter =109	A	B	C	D	E	F	1704-	
86	---	Solenoid valve assembly												
		8-97431-459-0		1	3754016-CYZ14	(B)	A	B	C	D	E	F	1704-	
		8-97431-770-0		1	3754015-CYZ14B	(A)	A	B	C	D	E	F	1704-	
87	---	Connector												
		1-09650-430-0		1	8100686-CYZ14	(A) M12 & PT1/4 elbow	A	B	C	D	E	F	1704-	
		1-09656-586-1		1	3754092-CYZ14	(C) M12 & PT1/4 3-way	A	B	C		E	F	1704-	
		8-97431-400-0		1	8100661-CYZ14	(B) DIN8 & R1/4 elbow	A	B	C	D	E	F	1704-	
		8-97432-132-0		2	3755029-CYZ14	(D)	A	B	C	D	E	F	1704-	
88	---	Clogging												
		8-97431-461-0		1	3754019-CYZ14		A	B	C	D	E	F	1704-	
92	---	Bolt												
		0-2865-0825-0		2	Q1840825	M8X25 reel	A	B	C	D	E	F	1704-	
93	---	Nut												
		0-9118-0108-0		2	Q32008	M8 reel	A	B	C	D	E	F	1704-	
94	---	Bracket												
		8-97433-966-0		1	3754011-D15YR					D			1704-	
		8-97433-967-0		1	3754012-D17YZ		A	B	C		E	F	1704-	
95	---	Bolt												
		0-2805-0612-0		2	Q1840612	M6X12 reel	A	B	C	D	E	F	1704-	

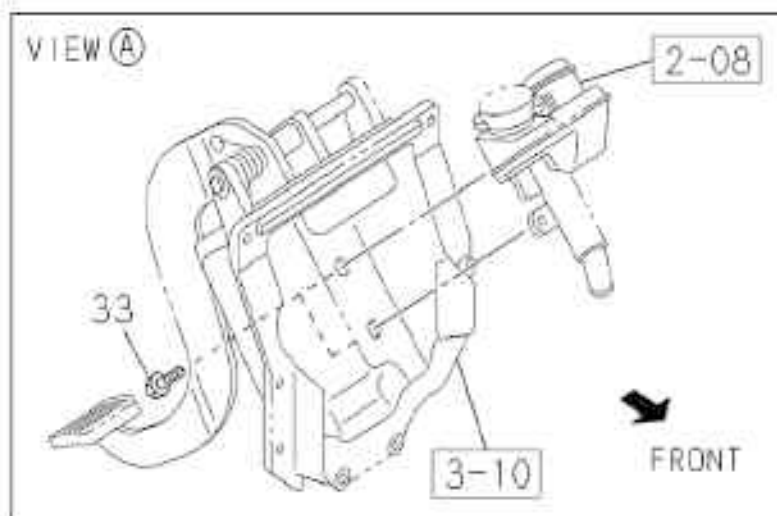
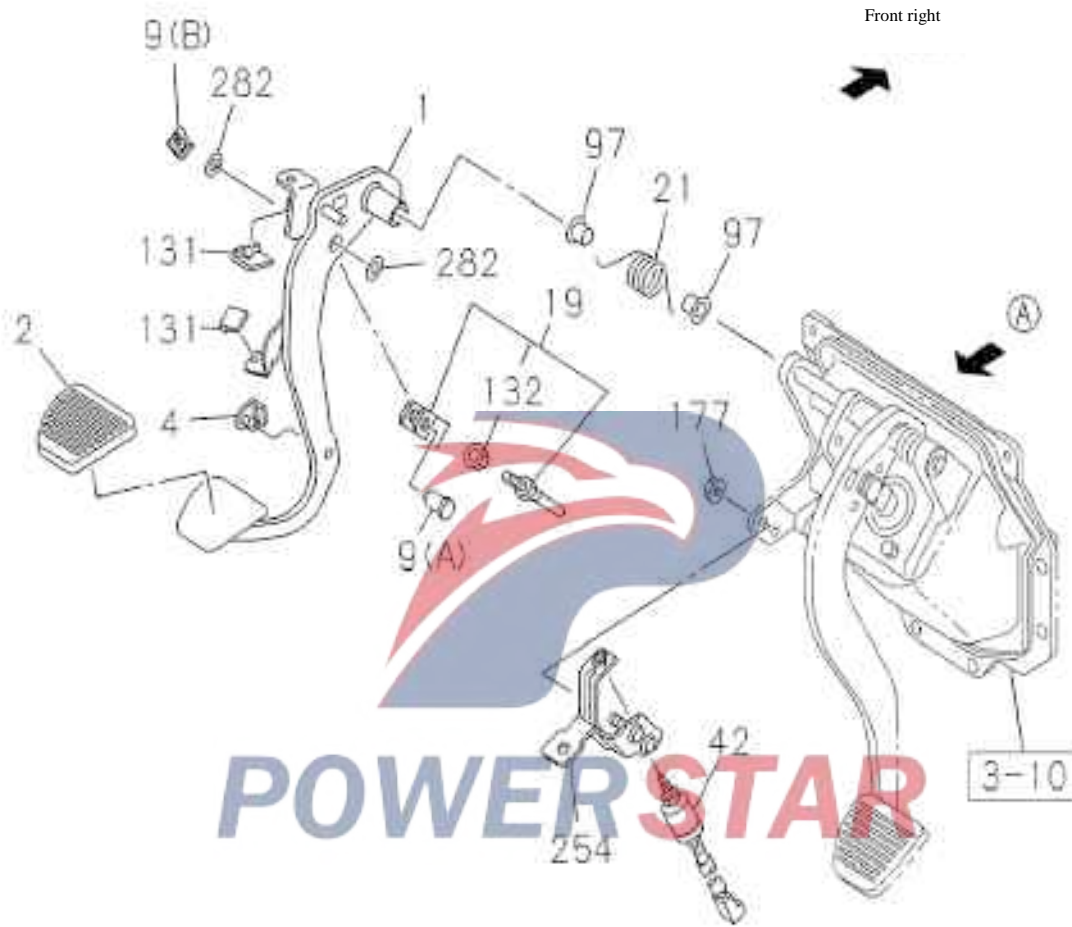


Qty.



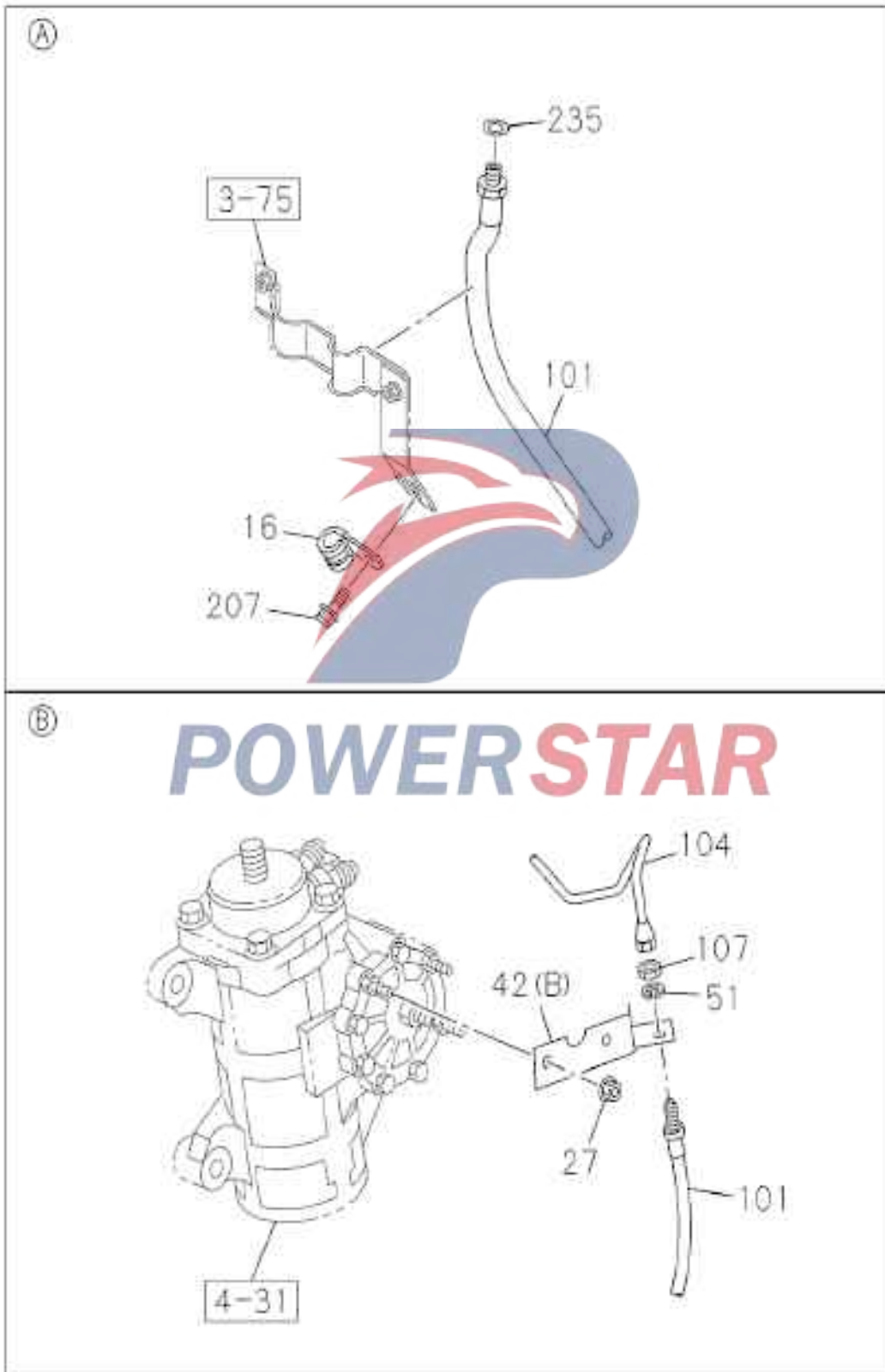
2-01		Clutch											
Figure No.													
Index No.	Recommended grade/part name										Date of application	I T C	
	Part No.	L R	Q t y .	Qingling part No.	Remarks	Model applied							
						EXR 6W 420 height	EXR 6W 460 height	EXR 6U 380 height	EXZ 6U 380 height/reference	EXZ 6W 420 height			EXZ 6W 460 height
A	B	C	D	E	F								
1	---	Clutch friction disc assembly											
			1	1601060-D15YR				C	D			1704-	
			1	1601060-D17YZ		A	B			E	F	1704-	
2	---	Clutch pressure plate assembly											
			1	1601040-D15YR				C	D			1704-	
			1	1601040-D17YZ		A	B			E	F	1704-	
137	---	Bolt											
			12	Q1841070	M10X70 reel	A	B	C	D	E	F	1704-	
182	---	Bolt											
			4	Q1840820		A	B	C	D	E	F	1704-	
220	---	Clutch cylinder											
			1	1604020-D17YZ		A	B	C	D	E	F	1704-	
227	---	Support base-release bearing											
			1	1601061-D17YZ		A	B	C	D	E	F	1704-	
228	---	Clutch disengagement bearing											
			1	1601050-D17YZ		A	B	C	D	E	F	1704-	
286	---	Sealing gasket											
			1	1604039-D17YZ	Inside diameter =16.2 Outer diameter =24	A	B	C	D	E	F	1704-	
634	---	Adapter											
			1	1604031-D17YZ		A	B	C	D	E	F	1704-	
652	---	Circlip-bearing separation											
			1	1601062-D17YZ		A	B	C	D	E	F	1704-	

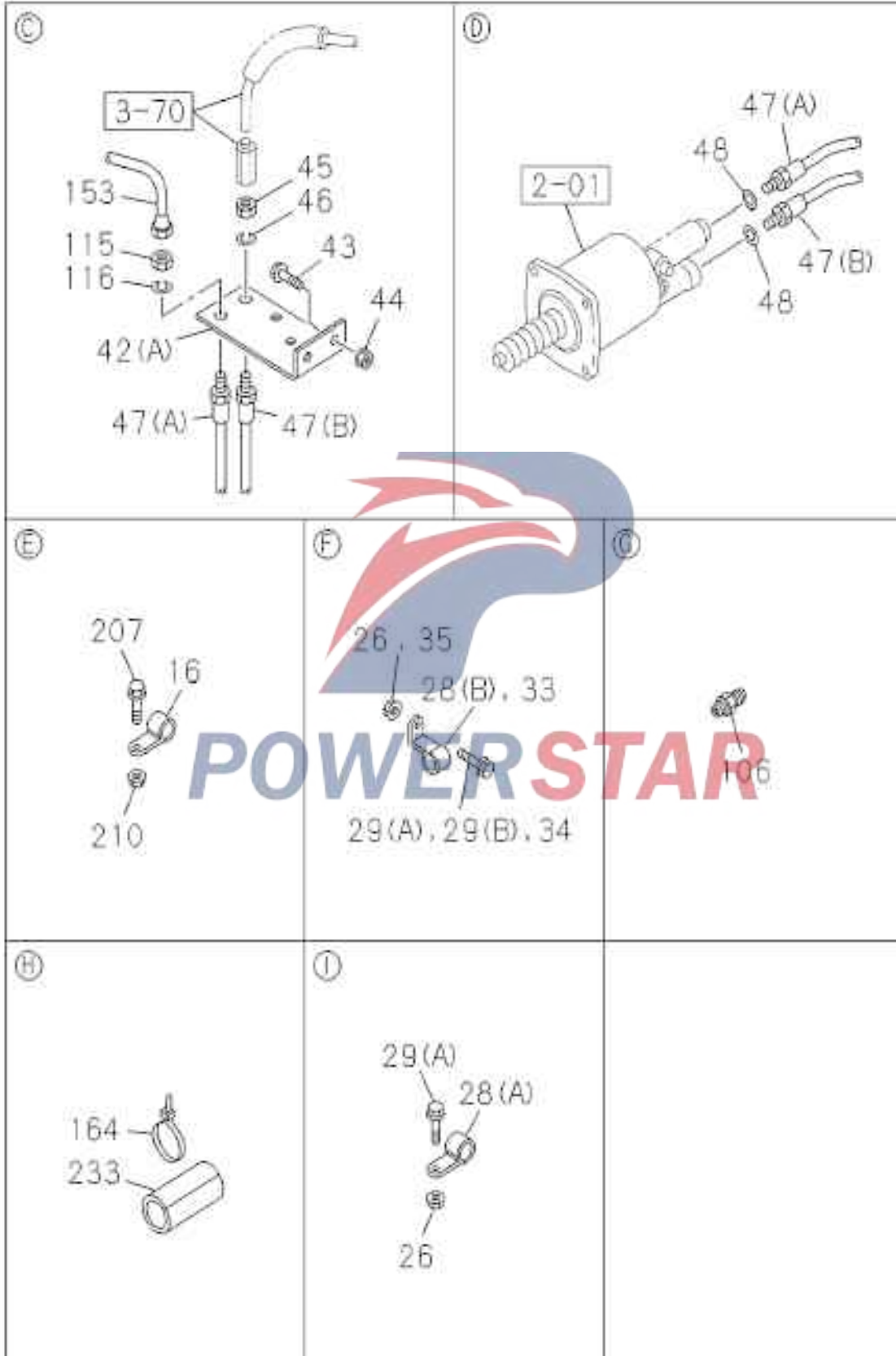
Figure No.



2-03	Clutch pedal and control
Figure No.	

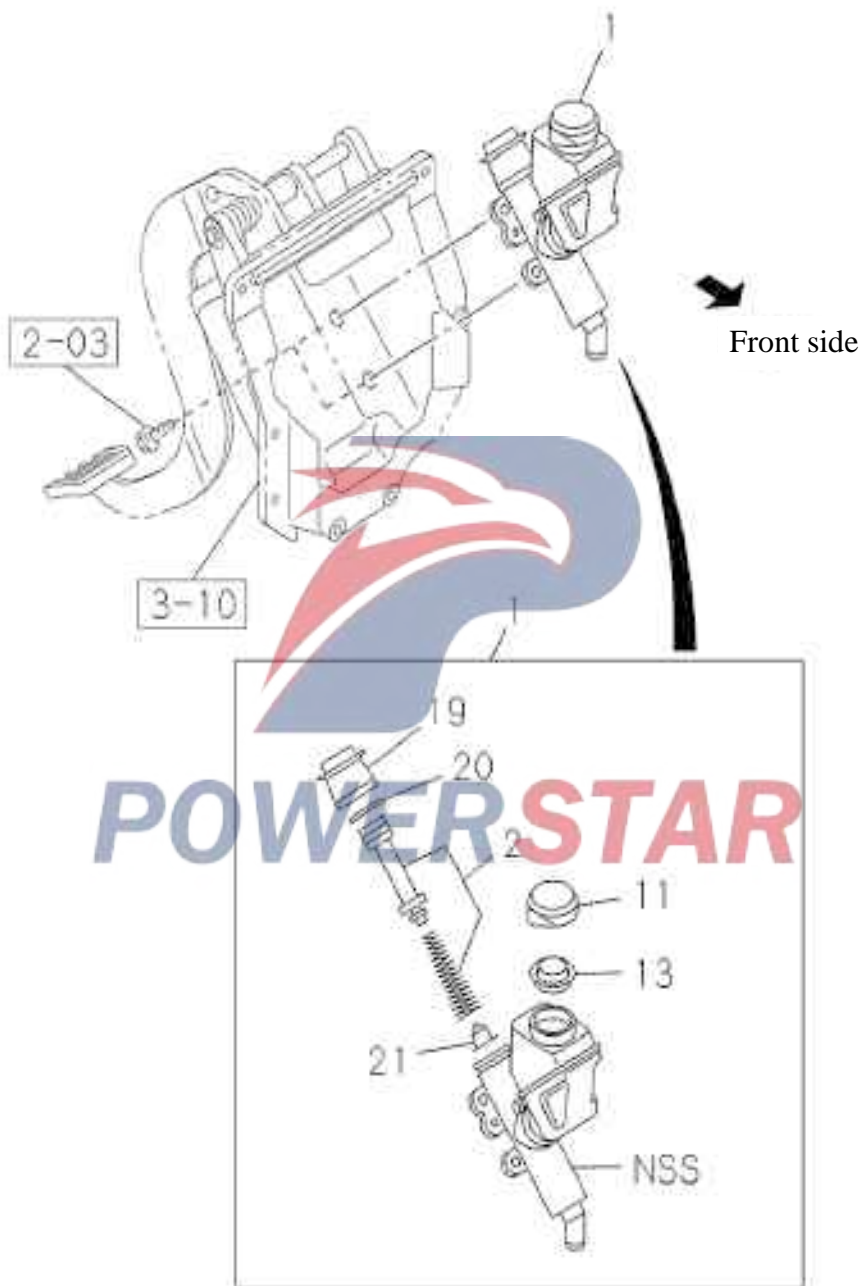
Index No.	Recommended grade/part name					Model applied						Date of application	I T C
	Part No.	L R	Q t y .	Qingling part No.	Remarks	EXR 6W 420 height	EXR 6W 460 height	EXR 6U 380 height	EXZ 6U 380 height/reference	EXZ 6W 420 height	EXZ 6W 460 height		
						A	B	C	D	E	F		
1	--- Pedal assembly-clutch 8-98064-608-1		1	3504030-D17YZ		A	B	C	D	E	F	1704-	
2	--- Brake pedal rubber gasket 8-98056-865-0		1	3504015-D17YZ		A	B	C	D	E	F	1704-	
4	--- Stop block 8-98079-251-0		1	3504036-D17YZ		A	B	C	D	E	F	1704-	
9	--- Pin 8-98007-161-0		1	3504024-D17YZ	(B)	A	B	C	D	E	F	1704-	
	8-98147-657-0		1	3504023-D17YZ	(A)	A	B	C	D	E	F	1704-	
19	--- Push rod assembly 8-98021-406-1		1	3504033-D17YZ		A	B	C	D	E	F	1704-	
21	--- spring 8-98021-560-0		1	3504031-D17YZ		A	B	C	D	E	F	1704-	
33	--- Bolt 0-2805-1220-0		2	Q1841220(P=1.25)	M12X20 reel	A	B	C	D	E	F	1704-	
42	--- Switch--clutch 8-97620-841-0		1	3504041-D17YZ		A	B	C	D	E	F	1704-	
97	--- Plug cover 8-94238-596-0		2	3504017-D17YZ		A	B	C	D	E	F	1704-	
131	--- Stop block 8-97302-305-0		2	3504035-D17YZ		A	B	C	D	E	F	1704-	
132	--- Nut 0-9118-0108-0		1	Q32008	M8 reel	A	B	C	D	E	F	1704-	
177	--- Nut 0-9118-0108-0		2	Q32008	M8 reel	A	B	C	D	E	F	1704-	
254	--- Support assembly 8-98057-131-1		1	3504040-D17YZ		A	B	C	D	E	F	1704-	
282	--- Retainer ring 8-98070-329-0		2	3504032-D17YZ		A	B	C	D	E	F	1704-	






2-05		Clutch circuit											
Figure No.													
Index No.	Recommended grade/part name										Date of application	I T C	
	Part No.	L R	Q t y .	Qingling part No.		Model applied							
						EXR 6W 420 height	EXR 6W 460 height	EXR 6U 380 height	EXZ 6U 380 height/reference	EXZ 6W 420 height			EXZ 6W 460 height
A						B	C	D	E	F			
16	Clip 1-09700-872-0		3	1607052-CYZ14	I.D.=16 L=28	A	B	C	D	E	F	1704-	
26	Nut 0-9118-0108-0		3	Q32008	M8 reel	A	B	C	D	E	F	1704-	
27	Nut 0-9118-0210-0		2	Q32010T13F2(P=1.25)	M10 reel	A	B	C	D	E	F	1704-	
28	Clip 0-9523-4835-0		1	3506716-CYZ14	(A) I.D.=9 L=20	A	B	C	D	E	F	1704-	
	1-09700-604-0		2	1703012-CYZ14	(B) Inner diameter=8 H=20 L=20	A	B	C	D	E	F	1704-	
29	Bolt 0-2865-0820-0		2	Q1840820	(A) M8X20 reel	A	B	C	D	E	F	1704-	
	0-2865-0830-0		1	Q1840830	(B) M8X30 reel	A	B	C	D	E	F	1704-	
33	Clip 1-09700-604-0		2	1703012-CYZ14	Inner diameter=8 H=20 L=20	A	B	C	D	E	F	1704-	
34	Bolt 0-2865-0830-0		2	Q1840830	M8X30 reel	A	B	C	D	E	F	1704-	
35	Nut 0-9118-0108-0		2	Q32008	M8 reel	A	B	C	D	E	F	1704-	
42	Support 8-97430-495-0		1	1607011-CYZ14	(B)	A	B	C	D	E	F	1704-	
	8-97431-531-0		1	1607059-CYZ14	(A)			C	D			1704-	
	8-97433-939-0		1	1607059-D15EH	(A)	A	B			E	F	1704-	
43	Bolt 0-2865-0835-0		2	Q1840835	M8X35 reel	A	B	C	D	E	F	1704-	
44	Nut 0-9118-0108-0		2	Q32008	M8 reel	A	B	C	D	E	F	1704-	
45	Nut 9-09840-280-0		1	Q351C12	M12	A	B	C	D	E	F	1704-	
46	Spring washer 0-9151-0512-0		1	Q40312	Inner diameter=12.2	A	B	C	D	E	F	1704-	
47	Fuel pipe assembly 8-97433-935-0		1	1607056-D15YR	(A)			C	D			1704-	
	8-97433-936-0		1	1607058-D17YZ	(A)	A	B			E	F	1704-	
	8-97433-937-0		1	1607061-D15YR	(B)			C	D			1704-	
	8-97433-938-0		1	1607062-D17YZ	(B)	A	B			E	F	1704-	
48	Gasket 9-0957-1414-0		1	1606069-CYZ14	Inner diameter=14.2 Outer diameter=20	A	B	C	D	E	F	1704-	
	9-0957-1414-0		1	1606069-CYZ14	Inner diameter=14.2 Outer diameter=20	A	B	C	D	E	F	1704-	

2-05		Clutch circuit											
Figure No.													
Index No.	Recommended grade/part name										Date of application	I T C	
	Part No.	L R	Q t y .	Qingling part No.	Remarks	Model applied							
						EXR 6W 420 height	EXR 6W 460 height	EXR 6U 380 height	EXZ 6U 380 height/reference	EXZ 6W 420 height			EXZ 6W 460 height
A						B	C	D	E	F			
51	Spring washer 0-9151-0514-0		1	Q40314	Inner diameter=14.2	A	B	C	D	E	F	1704-	
101	Fuel pipe assembly 8-97431-525-0		1	1607051-CYZ14		A	B	C	D	E	F	1704-	
104	Fuel pipe assembly 8-97433-932-0		1	1602020-D34EZ				C	D			1704-	
	8-97433-933-0		1	1602020-D17YZ		A	B			E	F	1704-	
106	Connector 0-9211-3008-0		1	1607054-CYZ14	M14			C	D			1704-	
107	Nut 0-9111-1514-0		1		M14	A	B	C	D	E	F	1704-	
115	Nut 0-9111-1514-0		1		M14	A	B	C	D	E	F	1704-	
116	Spring washer 0-9151-0514-0		1	Q40314	Inner diameter=14.2	A	B	C	D	E	F	1704-	
153	Fuel pipe assembly 8-97431-528-0		1	1607055-CYZ14	(A)			C	D			1704-	
	8-97433-934-0		1	1602055-D17YZ		A	B			E	F	1704-	
164	Binding tape 1-09707-183-0		1	8202539-CYZ14	L=350	A	B	C	D	E	F	1704-	
207	Bolt 0-2865-0820-0		3	Q1840820	M8X20 reel	A	B	C	D	E	F	1704-	
210	Nut 0-9118-0108-0		1	Q32008	M8 reel	A	B	C	D	E	F	1704-	
233	Binding tape 1-09707-178-0		1	1703016-CYZ14	L=175	A	B	C	D	E	F	1704-	
235	Gasket 9-0957-1410-0		1	3506205-44	Inner diameter=10.2 Outer diameter=16.0	A	B	C	D	E	F	1704-	



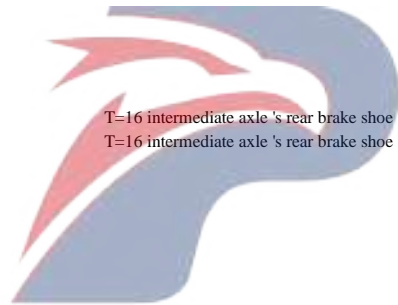
2-08		Clutch main cylinder											
Figure No.													
Index No.	Recommended grade/part name					Model applied						Date of application	I T C
	Part No.	L R	Q t y .	Qingling part No.	Remarks	EXR 6W 420 height	EXR 6W 460 height	EXR 6U 380 height	EXZ 6U 380 height/reference	EXZ 6W 420 height	EXZ 6W 460 height		
						A	B	C	D	E	F		
1	--- Clutch main cylinder assembly 8-97432-163-0		1	1604010-CYZ14		A	B	C	D	E	F	1704-	
11	--- Clutch master cylinder outer cover TBD		1			A	B	C	D	E	F	1704-	
13	--- Oil tank gasket TBD		1			A	B	C	D	E	F	1704-	
19	--- Clutch main cylinder dust protection cover TBD		1			A	B	C	D	E	F	1704-	
20	--- Snap ring TBD		1			A	B	C	D	E	F	1704-	
21	--- Check valve TBD		1			A	B	C	D	E	F	1704-	



POWERSTAR


Left rear secondary brake shoe(rear axle)
Left front secondary brake shoe (middle axle)
Right leading shoe(rear axle)

Left leading shoe(rear axle)



T=16 intermediate axle's rear brake shoe
T=16 intermediate axle's rear brake shoe

POWERSTAR



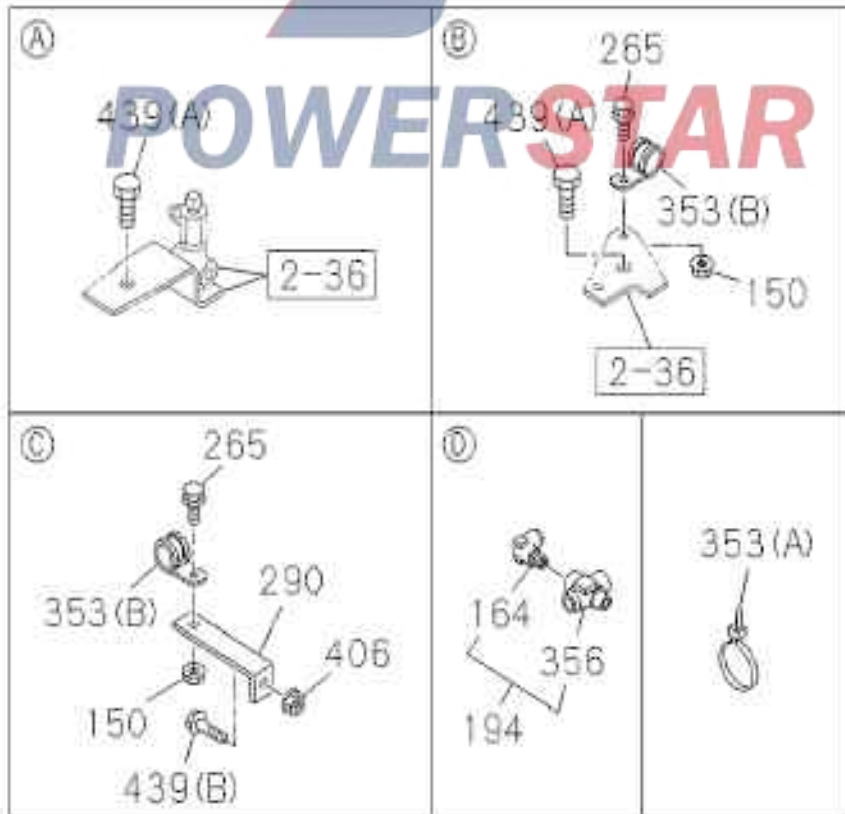
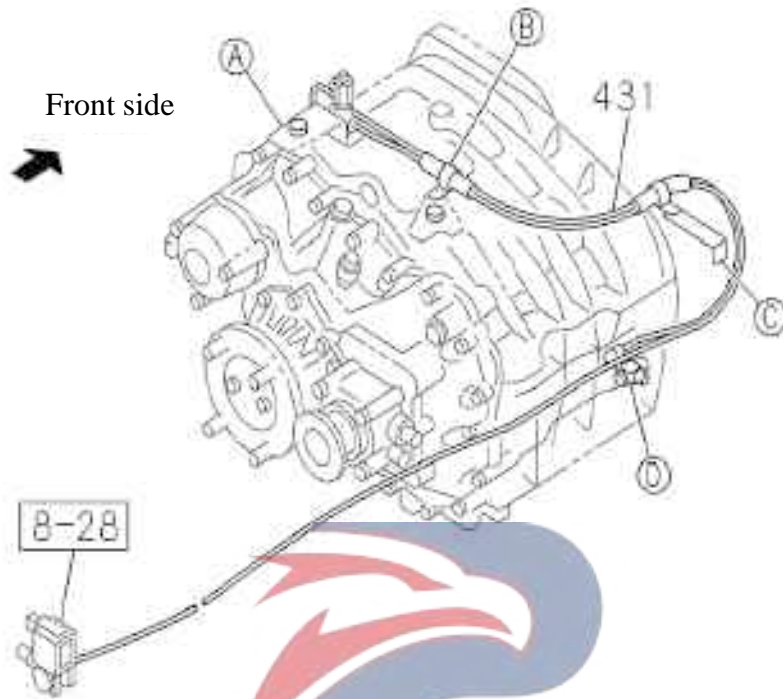
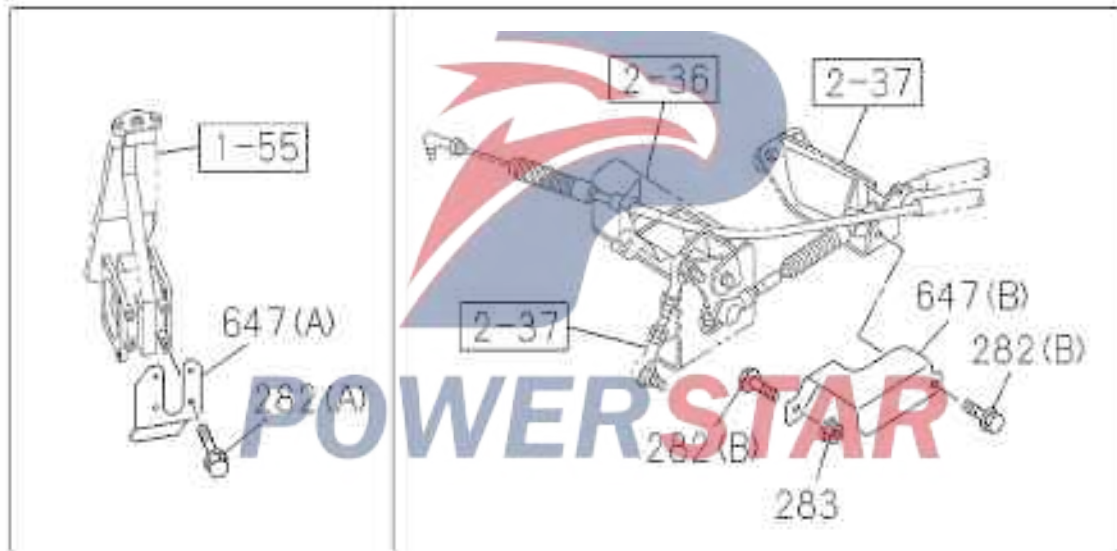
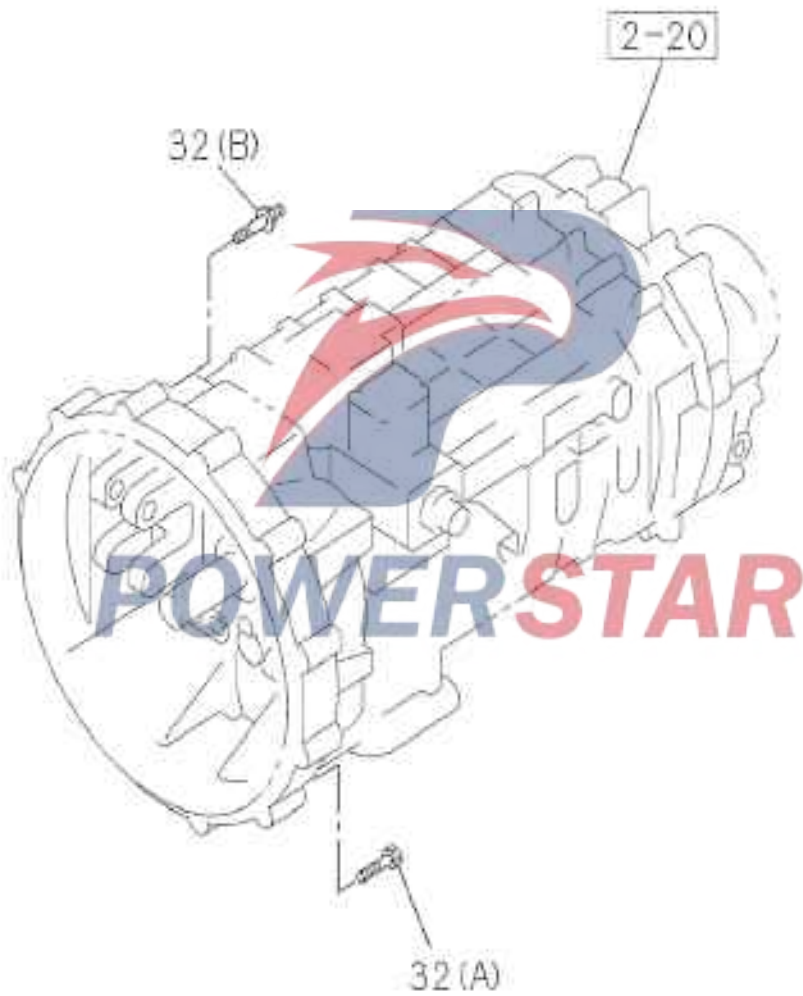


Figure No.



Index No.	Recommended grade/part name						Model applied						Date of application	I T C
	Part No.	L R	Q t y .	Qingling part No.	Remarks	EXR 6W 420 height	EXR 6W 460 height	EXR 6U 380 height	EXZ 6U 380 height/reference	EXZ 6W 420 height	EXZ 6W 460 height			
						A	B	C	D	E	F			
1	--- Transmission assembly													
	8-97433-544-0		1	1700010-D17YZB		A	B			E	F	1704-		
	8-97433-548-0		1	1700010-D15YRB				C	D			1704-		
150	--- Nut													
	0-9118-0108-0		2	Q32008	M8 reel	A	B	C	D	E	F	1704-		
164	--- Connector													
	8-97431-400-0		1	8100661-CYZ14	DIN8 & R1/4 Elbow	A	B		D	E	F	1704-		
265	--- Bolt													
	0-2865-0820-0		2	Q1840820	M8X20 reel	A	B	C	D	E	F	1704-		
282	--- Bolt													
	0-2805-0616-0		4	Q1840616	(A) M6X16 reel	A	B	C	D	E	F	1704-		
	0-2805-0820-0		2	Q1840820	(B) M8X20 reel			C	D			1704-		
283	--- Nut													
	0-9118-0108-0		1	Q32008	M8 reel			C	D			1704-		
290	--- Support													
	1-47475-694-1		1	3724419-CYZ14	L=112	A	B	C	D	E	F	1704-		
353	--- Clip													
	1-09700-809-0		2	3506183-CYZ14	(B) I.D.=24 L=27	A	B	C	D	E	F	1704-		
	1-09707-183-0		2	8202539-CYZ14	(A) L=350	A	B			E	F	1704-		
	1-09707-183-0		3	8202539-CYZ14	(A) L=350			C	D			1704-		
	1-09707-183-0		3	8202539-CYZ14	(A) L=350 (Vehicle wheelbase3900)	A						1704-		
356	--- Connector													
	8-97431-457-0		1	3506171-CYZ14	DIN8 RC1/4 & M8	A	B		D	E	F	1704-		
406	--- Nut													
	0-9118-0108-0		1	Q32008	M8 reel	A	B	C	D	E	F	1704-		
431	--- Nylon hose assembly													
	8-97434-007-0		1	1205161-D15EH				C				1704-		
			1	1205161-D16YR		A	B							
			1	1703056-D26YR	Wheel base (3900)	A								
	8-97434-008-0		1	1703054-D17YZ					D			1704-		
	8-97434-009-0		1	1703056-D17YZ						E	F	1704-		
439	--- Bolt													
	0-2085-1630-0		2	Q151B1630	(A)	A	B	C	D	E	F	1704-		
	0-2865-0825-0		1	Q1840825	(B) M8X25 reel	A	B	C	D	E	F	1704-		
647	--- Shield-gearshift													
	8-97434-075-0		1	1702121-D17YZ	(B)			C	D			1704-		
	8-98151-604-0		1	1702111-CYZ14	(A)	A	B	C	D	E	F	1704-		

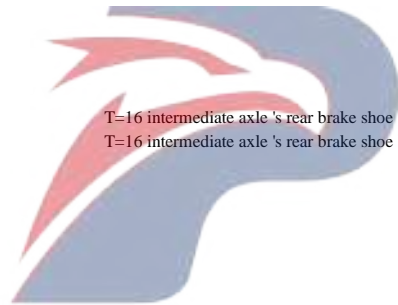


2-25		Odometer's driven gear													
Figure No.															
Index No.	Recommended grade/part name										Date of application	I T C			
	Part No.	L R	Q t y .	Qingling part No.	Remarks	Model applied									
						EXR 6W 420 height	EXR 6W 460 height	EXR 6U 380 height	EXZ 6U 380 height/reference	EXZ 6W 420 height			EXZ 6W 460 height		
A	B	C	D	E	F										
32	---	Bolt			February 25, 2017										
		0-2815-1270-0		10	Q1841270	(A)	A	B	C	D	E	F	1704-		
		1-09049-038-1		2	1700301-D17YZ	(B)	A	B	C	D	E	F	1704-		
						M12X70 reel									
						M10X16,M12X70 L=97.7									



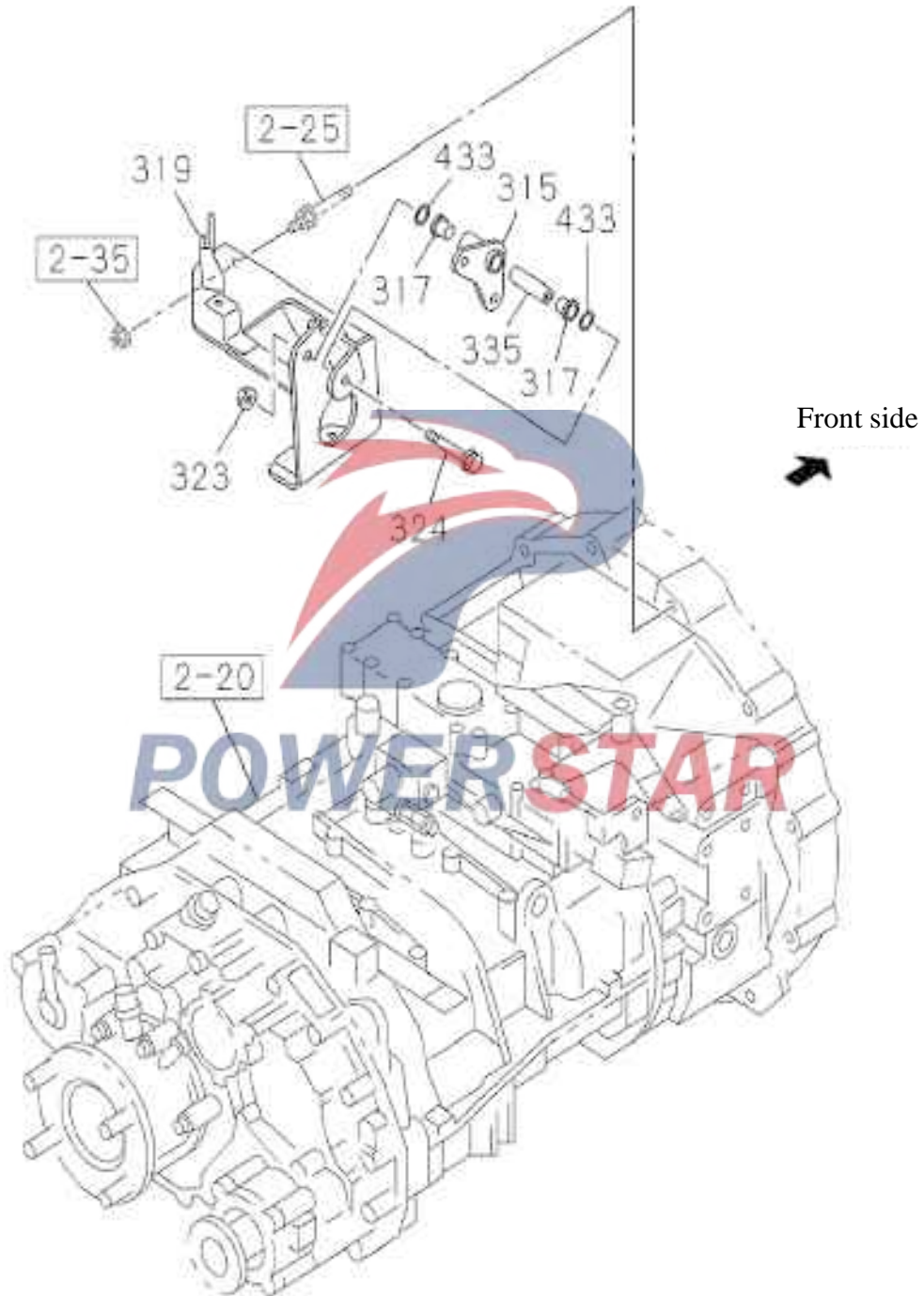
Left rear secondary brake shoe(rear axle)
Left front secondary brake shoe (middle axle)
Right leading shoe(rear axle)

Left leading shoe(rear axle)




T=16 intermediate axle's rear brake shoe
T=16 intermediate axle's rear brake shoe

POWERSTAR

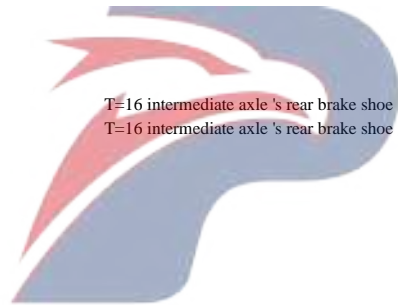


2-30		Gearshift lever											
Figure No.													
Index No.	Recommended grade/part name										Date of application	I T C	
	Part No.	L R	Q t y .	Qingling part No.	Remarks	Model applied							
						EXR 6W 420 height	EXR 6W 460 height	EXR 6U 380 height	EXZ 6U 380 height/reference	EXZ 6W 420 height			EXZ 6W 460 height
A	B	C	D	E	F								
315	--- Shift lever 8-97433-814-0		1			A	B	C	D	E	F	1704-	
317	--- Bushing 1-09330-119-0		2			A	B	C	D	E	F	1704-	
319	--- Support-gearshift lever 8-97433-812-0		1					C	D			1704-	
	8-97433-813-0		1			A	B			E	F	1704-	
323	--- Nut 1-09440-056-0		1		M10 reel	A	B	C	D	E	F	1704-	
324	--- Bolt 0-2805-1080-0		1		M10X80 reel	A	B	C	D	E	F	1704-	
335	--- Lock ring 8-97433-815-0		1			A	B	C	D	E	F	1704-	
433	--- Seal ring 1-09623-636-0		2			A	B	C	D	E	F	1704-	



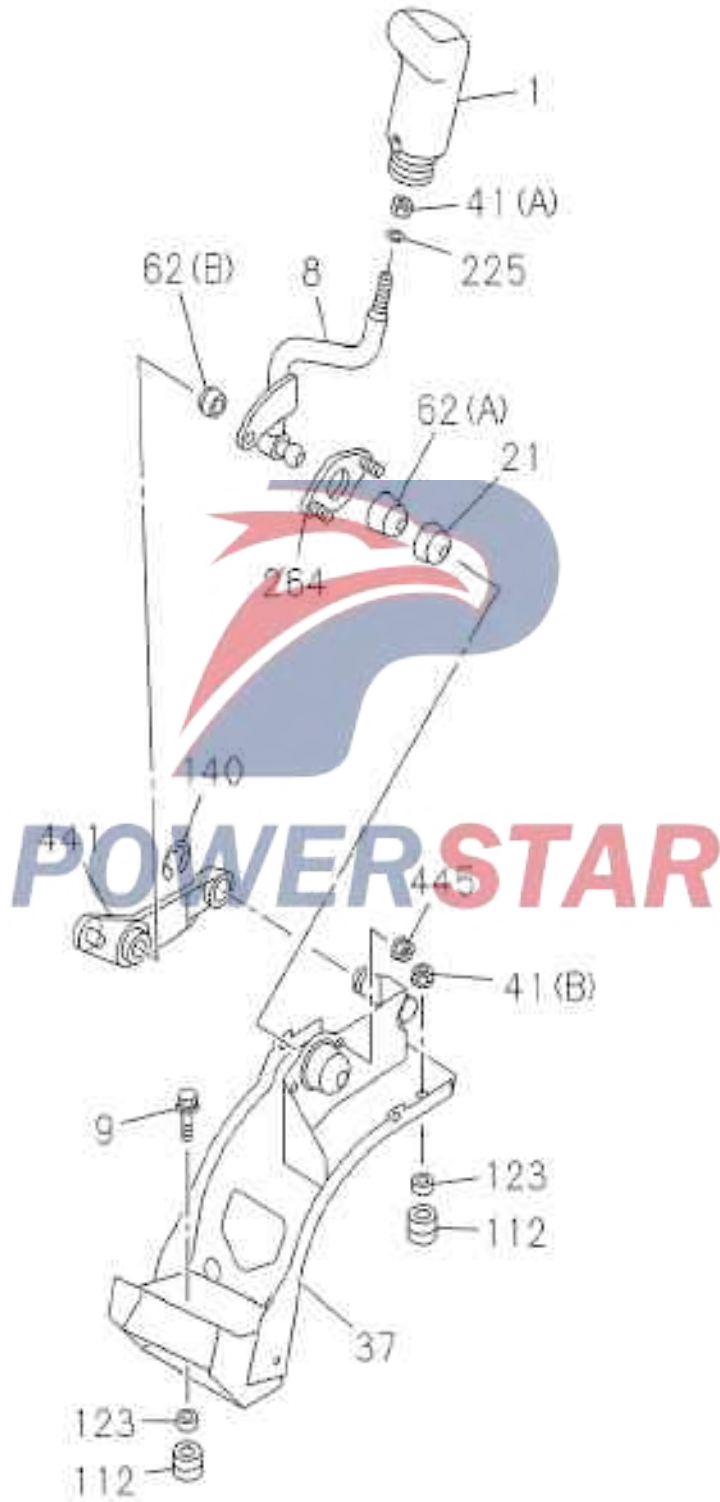
Left rear secondary brake shoe(rear axle)
Left front secondary brake shoe (middle axle)
Right leading shoe(rear axle)

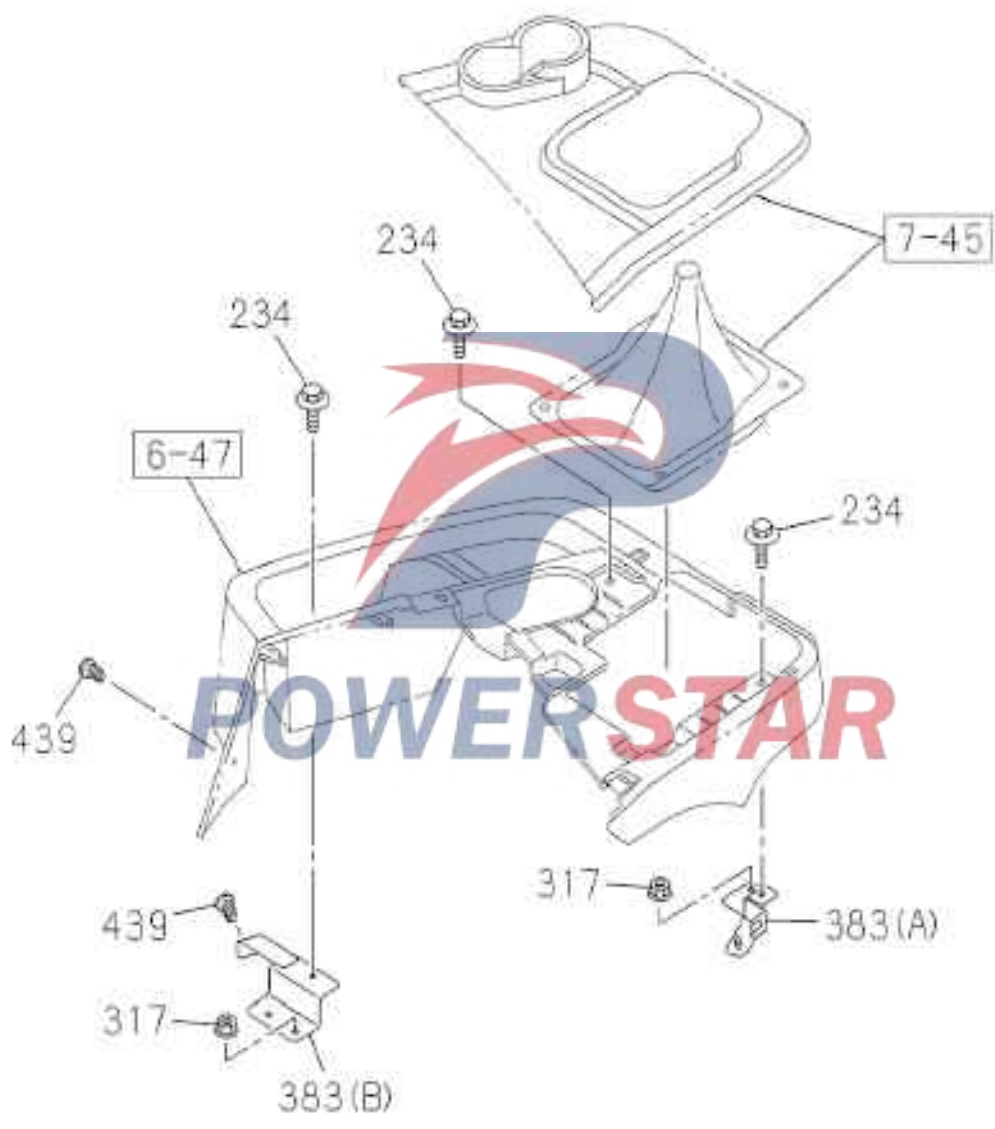
Left leading shoe(rear axle)

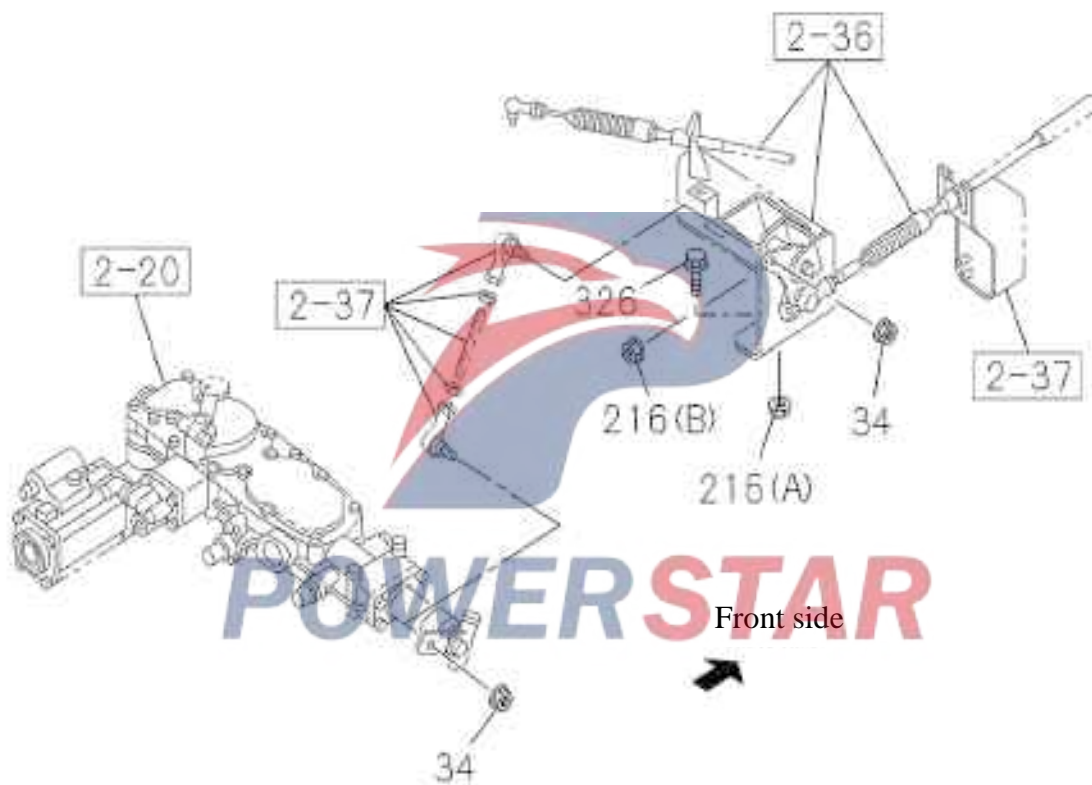


T=16 intermediate axle 's rear brake shoe
T=16 intermediate axle 's rear brake shoe

POWERSTAR







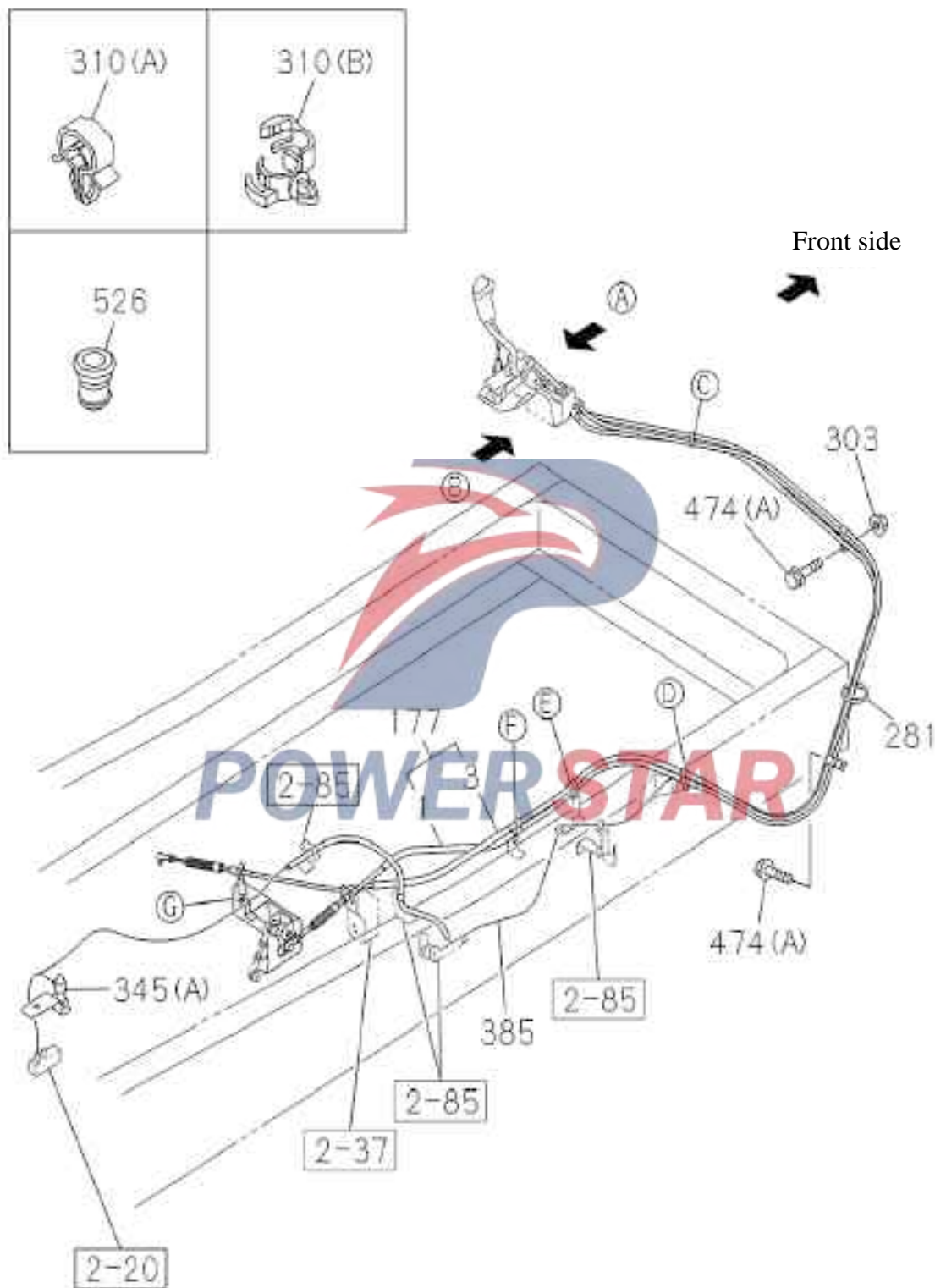
Index No.	Recommended grade/part name					Model applied						Date of application	I T C
	Part No.	L R	Q t y .	Qingling part No.		EXR 6W 420 height	EXR 6W 460 height	EXR 6U 380 height	EXZ 6U 380 height/reference	EXZ 6W 420 height	EXZ 6W 460 height		
						A	B	C	D	E	F		
1	--- Gearshift lever 8-97433-698-0		1	1702110-D17YZ		A	B	C	D	E	F	1704-	
8	--- Gearshift lever assembly 8-97432-637-0		1	1702330-D17YZ		A	B	C	D	E	F	1704-	
9	--- Bolt 8-94412-342-0		2	1702236-P301	M8X25	A	B	C	D	E	F	1704-	
21	--- Rubber lining 1-33619-429-0		1	1702039-CYZ14		A	B	C	D	E	F	1704-	
34	--- Nut 1-09440-061-0		2	1702235-CYZ14	M10 reel	A	B	C	D	E	F	1704-	
37	--- Support assembly 8-97432-635-0		1	1702320-D17YZ		A	B	C	D	E	F	1704-	
41	--- Nut 0-91111-0510-0		1	Q341C10	(A) M10	A	B	C	D	E	F	1704-	
	8-97329-625-0		2	3404211-P301	(B) M8	A	B	C	D	E	F	1704-	
62	--- Ball head sleeve 1-33619-427-0		1	1702038-CYZ14	(A)	A	B	C	D	E	F	1704-	
	8-97049-147-0		1	1702137-CYZ14	(B)	A	B	C	D	E	F	1704-	
112	--- Cushion pad 1-33619-442-0		4	1702047-CYZ14		A	B	C	D	E	F	1704-	
123	--- Washer 1-33619-443-0		4	1702046-CYZ14		A	B	C	D	E	F	1704-	
140	--- Spring circlip 0-9180-5510-0		1	1702049-CYZ14	Inner diameter=10	A	B	C	D	E	F	1704-	
216	--- Nut 0-91118-0108-0		2	Q32008	(A) M8 reel	A	B	C	D	E	F	1704-	
	0-91118-0210-0		2	Q32010T13F2(P=1.25)	(B) M10 reel	A	B	C	D	E	F	1704-	
225	--- Spring washer 0-9151-0810-0		1	Q40510	Inner diameter=10.2	A	B	C	D	E	F	1704-	
234	--- Bolt 8-98081-030-0		3	1702056-D17YZ	M6X20	A	B	C	D	E	F	1704-	
264	--- Connection board 1-33619-430-0		1	1702037-CYZ14		A	B	C	D	E	F	1704-	
317	--- Nut 0-91118-0106-0		4	Q32006	M6 reel	A	B	C	D	E	F	1704-	
326	--- Bolt 0-2805-0830-0		2	Q1840830	M8X30 reel	A	B	C	D	E	F	1704-	
383	--- Support 8-98331-414-0		1	1702053-D17YZ	(A)	A	B	C	D	E	F	1704-	
	8-98331-415-0		1	1702054-D17YZ	(B)	A	B	C	D	E	F	1704-	
439	--- Clamp nail 8-94243-190-0		2	1702059-D17YZ		A	B	C	D	E	F	1704-	

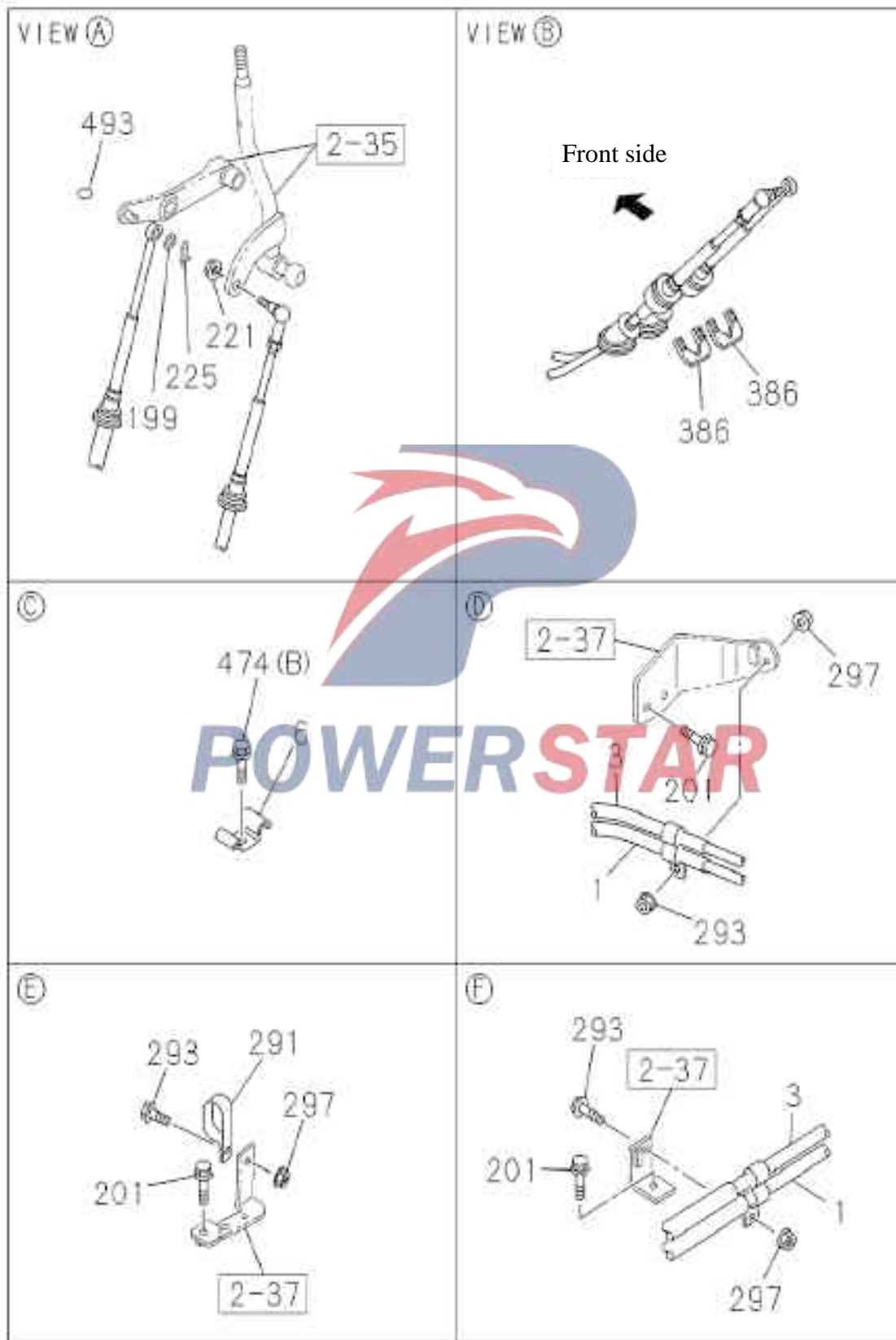
2-35 Manual transmission gearshift lever

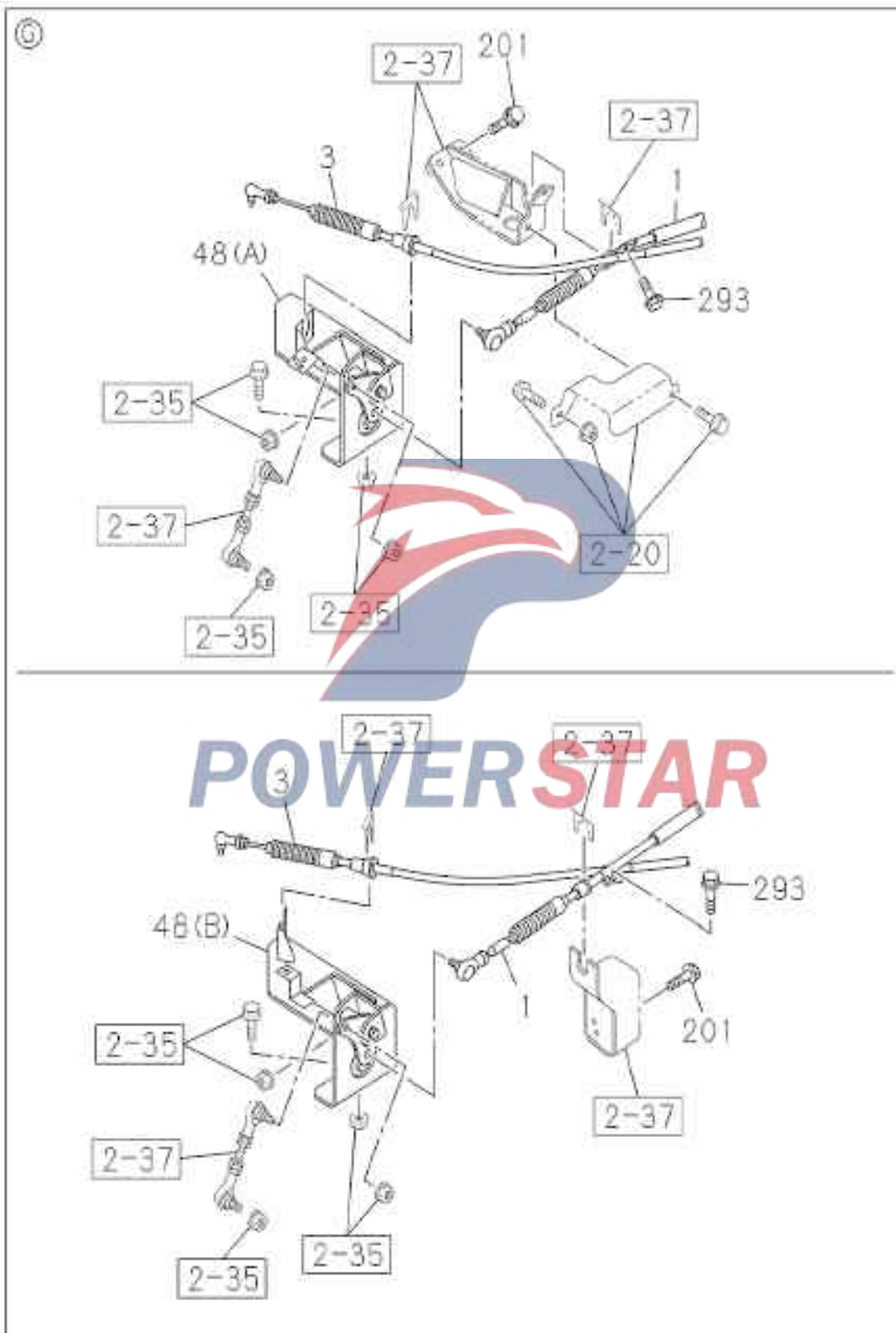
Figure No.

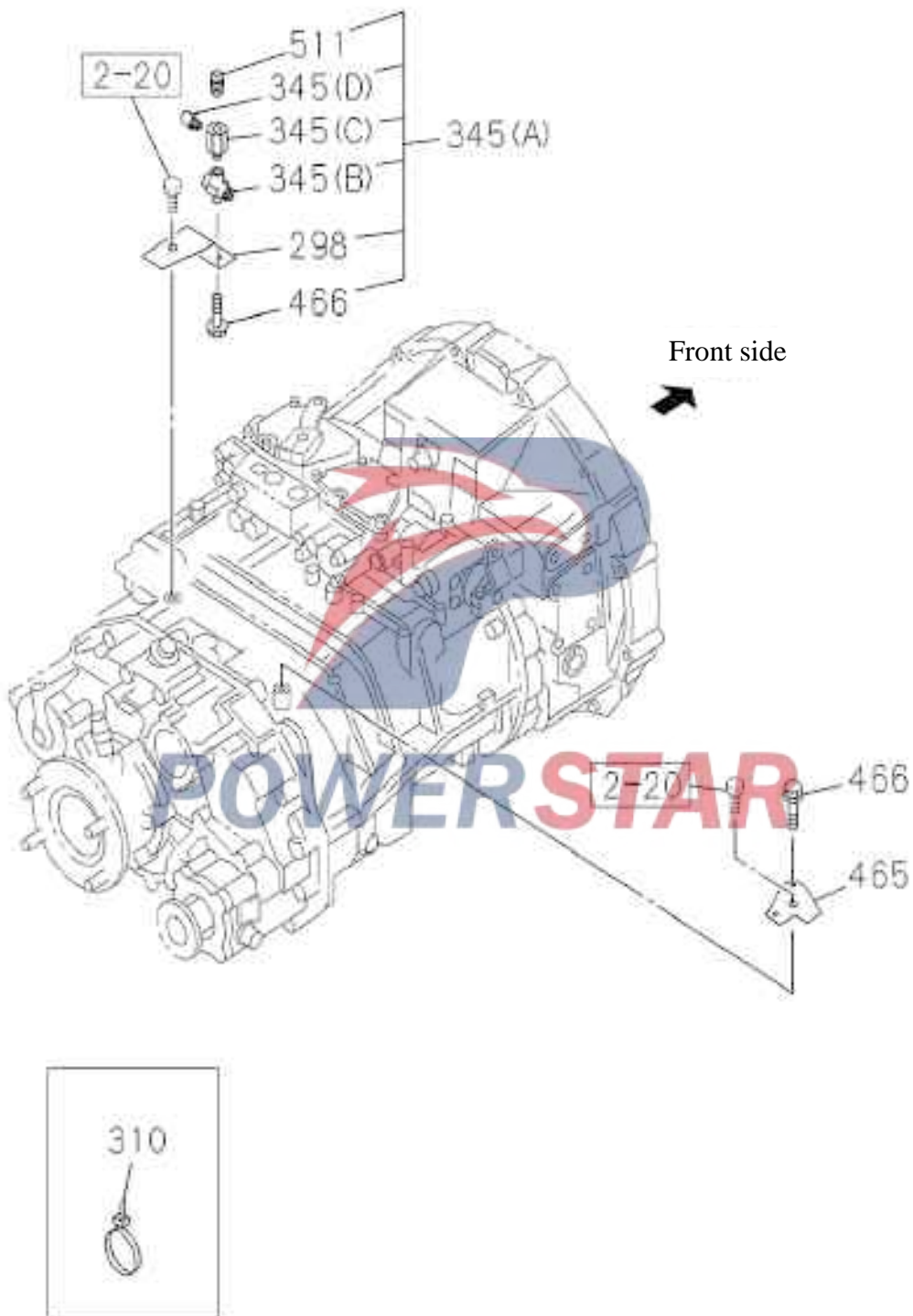
Index No.	Recommended grade/part name				Model applied						Date of application	I T C	
	Part No.	L R	Q t y .	Qingling part No.	Remarks	EXR 6W 420 height	EXR 6W 460 height	EXR 6U 380 height	EXZ 6U 380 height/reference	EXZ 6W 420 height			EXZ 6W 460 height
						A	B	C	D	E			F
383	Support												
	8-98331-414-0		1	1702053-D17YZ	(A)	A	B	C	D	E	F	1704-	
	8-98331-415-0		1	1702054-D17YZ	(B)	A	B	C	D	E	F	1704-	
439	Clamp nail												
	8-94243-190-0		2	1702059-D17YZ		A	B	C	D	E	F	1704-	
440	Gearshift lever assembly												
	8-97432-638-0		1	1702011-D17YZ		A	B	C	D	E	F	1704-	
445	Nut												
	0-9118-0106-0		2	Q32006	M6 reel	A	B	C	D	E	F	1704-	







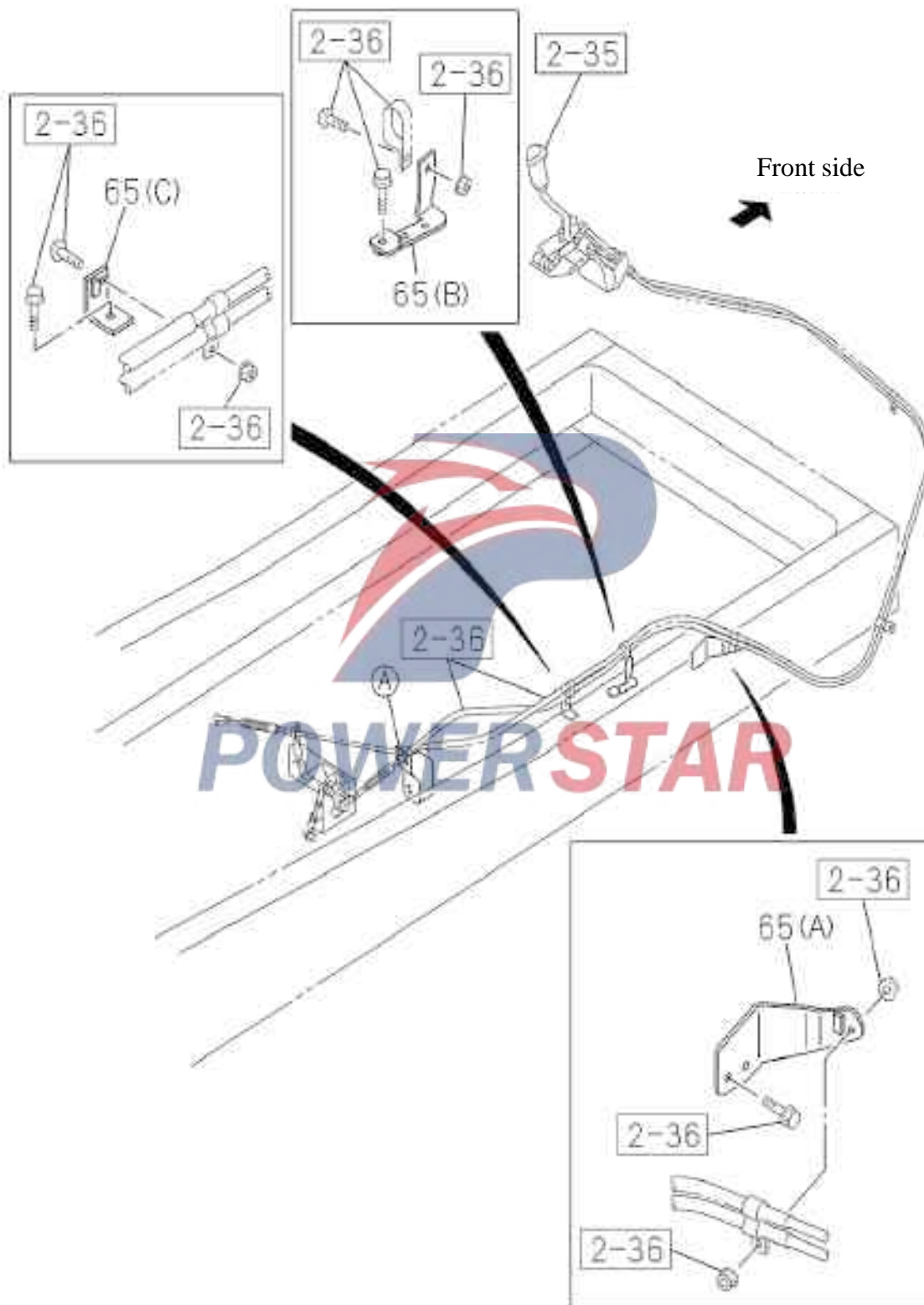




2-36		Manual transmission control lever and control cable											
Figure No.													
Index No.	Recommended grade/part name										Date of application	I T C	
	Part No.	L R	Q t y .	Qingling part No.	Remarks	Model applied							
						EXR 6W 420 height	EXR 6W 460 height	EXR 6U 380 height	EXZ 6U 380 height/reference	EXZ 6W 420 height			EXZ 6W 460 height
A						B	C	D	E	F			
1	---	Cable assembly-gearshift											
			1	1702131-D17YZ				C	D			1704-	
			1	1702117-D17YZ		A	B			E	F	1704-	
3	---	Cable assembly-gearshift											
			1	1702122-D17YZ				C	D			1704-	
			1	1702118-D17YZ		A	B			E	F	1704-	
6	---	Clip											
			1	1702109-CYZ14	Inner diameter=13 & 13 L=21.5 & 21.5	A	B	C	D	E	F	1704-	
48	---	Gearshift lever assembly											
			1	1702160-D17YZ	(A)			C	D			1704-	
			1	1702160-D15EH	(B)	A	B			E	F	1704-	
177	---	Cable assembly											
			1	1702120-D17YZ				C	D			1704-	
			1	1702116-D17YZ		A	B			E	F	1704-	
199	---	Washer											
			1		Inner diameter=8.4 Outer diameter=16	A	B	C	D	E	F	1704-	
201	---	Bolt											
			2	Q1840816	M8X16 reel			C	D			1704-	
			1	Q1840825	M8X25 reel	A	B			E	F	1704-	
			2	Q1840835	M8X35 reel			C	D			1704-	
			2	Q1841020	M10X20 reel	A	B			E	F	1704-	
221	---	Nut											
			1	1702234-P301	M8 reel	A	B	C	D	E	F	1704-	
225	---	Split pin-cable and gearshift lever											
			1	1702129-CYZ14	L=27.7	A	B	C	D	E	F	1704-	
281	---	Binding tape											
			1	8202539-CYZ14	L=350	A	B	C	D	E	F	1704-	
291	---	Clip											
			1	1702115-CYZ14	Inner diameter=45X22 L=46	A	B			E	F	1704-	
293	---	Bolt											
			3	Q1840820	M8X20 reel			C	D			1704-	
			4	Q1840820	M8X20 reel	A	B			E	F	1704-	
297	---	Nut											
			2	Q32008	M8 reel			C	D			1704-	
			3	Q32008	M8 reel	A	B			E	F	1704-	
298	---	Support											
			1	1703421-D17YZ		A	B	C	D	E	F	1704-	
			1	1703421-D17YZ		A	B	C	D	E	F	1704-	
303	---	Nut											
			1	Q32008	M8 reel	A	B	C	D	E	F	1704-	

Figure No.

Index No.	Recommended grade/part name						Date of application	I T C										
	Part No.	L R	Q t y .	Qingling part No.	Remarks	Model applied												
						EXR 6W 420 height			EXR 6W 460 height	EXR 6U 380 height	EXZ 6U 380 height/reference	EXZ 6W 420 height	EXZ 6W 460 height					
A	B	C	D	E	F													
310	--- Binding tape																	
	1-09707-183-0		1	8202539-CYZ14	(C) L=350	A	B	C	D	E	F	1704-						
	8-94218-436-0		1	1702323-D17YZ	(A) Inner diameter=12	A	B	C	D	E	F	1704-						
	8-97069-515-0		1	8101321-117/C	(B) Inner diameter=6 & 10-13	A	B	C	D	E	F	1704-						
325	--- Binding tape																	
	1-09707-183-0		4	8202539-CYZ14	L=350	A	B	C	D	E	F	1704-						
345	--- Connector assembly																	
	1-09661-174-0		1	3506058-D17YZ	(D)	A	B	C	D	E	F	1704-						
	8-97431-457-0		1	3506171-CYZ14	(B) DIN8 RC1/4 & M8	A	B	C	D	E	F	1704-						
	8-97432-901-0		1	1703255-D17YZ	(C)	A	B	C	D	E	F	1704-						
	8-97433-699-0		1	1703351-D17YZ	(A)	A	B	C	D	E	F	1704-						
386	--- Fixing plate-cable																	
	8-98198-586-1		2	1702217-D17YZ		A	B	C	D	E	F	1704-						
465	--- Support																	
	8-97433-818-0		1	1703262-D17YZ		A	B	C	D	E	F	1704-						
466	--- Bolt																	
	0-2865-0820-0		1	Q1840820	M8X20 reel	A	B	C	D	E	F	1704-						
	0-2865-0820-0		1	Q1840820	M8X20 reel	A	B	C	D	E	F	1704-						
474	--- Bolt																	
	0-2805-0820-0		3	Q1840820	(A) M8X20 reel	A	B	C	D	E	F	1704-						
	0-2865-0820-0		1	Q1840820	(B) M8X20 reel	A	B	C	D	E	F	1704-						
511	--- Plug																	
	9-9920-4513-0		1	3513115-150	PT1/4	A	B	C	D	E	F	1704-						
526	--- Clogging																	
	1-09332-135-0		1	1702044-CYZ14		A	B	C	D	E	F	1704-						



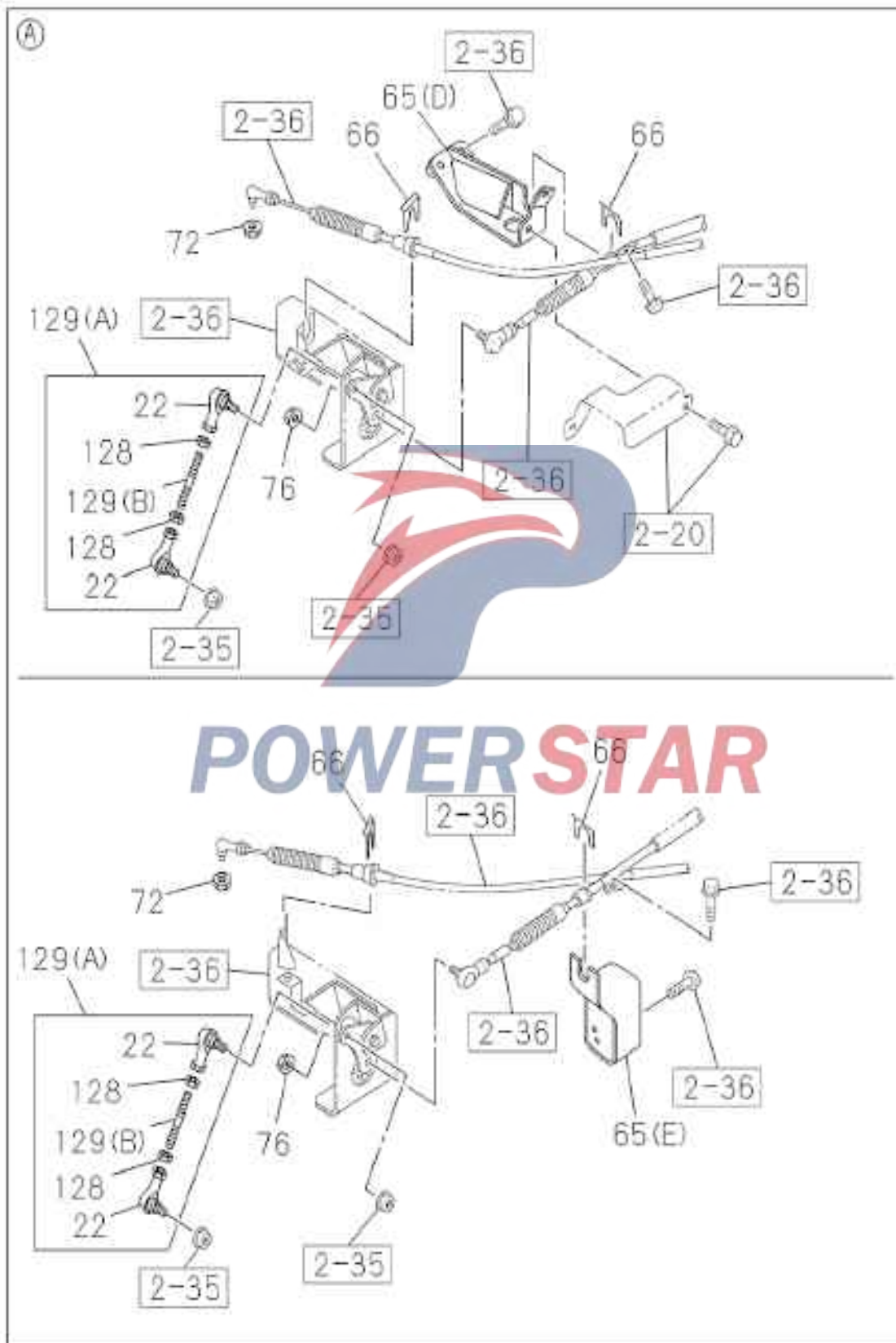
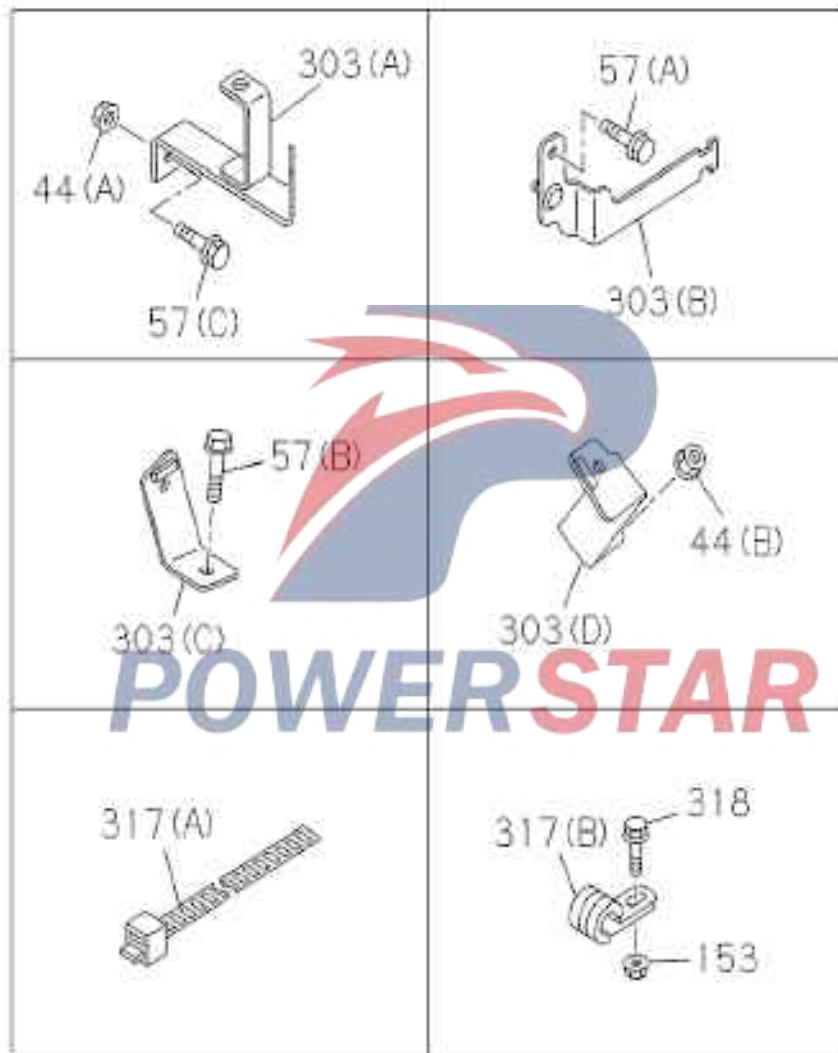


Figure No.


Index No.	Recommended grade/part name					Model applied						Date of application	I T C
	Part No.	L R	Q t y .	Qingling part No.	Remarks	EXR 6W 420 height	EXR 6W 460 height	EXR 6U 380 height	EXZ 6U 380 height/reference	EXZ 6W 420 height	EXZ 6W 460 height		
						A	B	C	D	E	F		
						A	B	C	D	E	F		
22	Ball head 1-09760-125-0		2			A	B	C	D	E	F	1704-	
65	Support-gearshift cable 8-97430-223-0		1		(A)	A	B	C	D	E	F	1704-	
	8-97432-645-0		1	1702162-D17YZ	(B)	A	B	C	D	E	F	1704-	
	8-97432-647-0		1	1702163-D16YZ	(C)	A	B			E	F	1704-	
	8-97432-648-0		1	1702164-D16YZ	(D)			C	D			1704-	
	8-97432-649-0		1	1702165-D17YZ	Left rear secondary brake shoe(rear axle)	A	B			E	F	1704-	
66	Retaining plate				Left front secondary brake shoe (middle axle)								
	1-09701-209-1		1	1702231-P301	Right leading shoe(rear axle)	A	B	C	D	E	F	1704-	
	1-09701-209-1		1	1702231-P301	Inner diameter=22.2	A	B	C	D	E	F	1704-	
72	Nut				Left leading shoe(rear axle)								
	1-09440-062-1		1	1702234-P301	M8 reel	A	B	C	D	E	F	1704-	
76	Nut												
	1-09440-061-0		1	1702235-CYZ14	M10 reel	A	B	C	D	E	F	1704-	
128	Nut												
	0-9111-1512-0		2	1702164-D17YZ	M12	A	B	C	D	E	F	1704-	
129	Connecting rod-gearshift lever												
	8-97432-557-0		1	1702161-D17YZ	(A)	A	B	C	D	E	F	1704-	
	8-97432-558-0		1	1702261-D17YZ	(B)	A	B	C	D	E	F	1704-	
					T=16 intermediate axle 's rear brake shoe								
					T=16 intermediate axle 's rear brake shoe								



2-85		Power output control																		
Figure No.																				
Index No.	Recommended grade/part name										Date of application	I T C								
	Part No.	L R	Q t y .	Qingling part No.	Remarks	Model applied														
						EXR 6W 420 height	EXR 6W 460 height	EXR 6U 380 height	EXZ 6U 380 height/reference	EXZ 6W 420 height			EXZ 6W 460 height							
A	B	C	D	E	F															
44	--- Nut																			
	0-9118-0108-0		1	Q32008	(A) M8 reel	A	B	C	D	E	F	1704-								
	0-9118-0212-0		1	Q32012T13F2(P=1.25)	(B) M12 reel	A	B			E	F	1704-								
57	--- Bolt																			
	0-2805-0825-0		1	Q1840825	(A) M8X25 reel	A	B	C	D	E	F	1704-								
	0-2805-1035-0		1	Q1841035(P=1.25)	(B) M10X35 reel	A	B	C	D	E	F	1704-								
	0-2865-0830-0		1	Q1840830	(C) M8X30 reel	A	B	C	D	E	F	1704-								
153	--- Nut																			
	0-9118-0108-0		2	Q32008	M8 reel	A	B	C	D	E	F	1704-								
303	--- Support																			
	8-97434-071-0		1	1703271-D17YZ	(A)	A	B	C	D	E	F	1704-								
	8-97434-072-0		1	1703272-D17YZ	(B)	A	B	C	D	E	F	1704-								
	8-97434-073-0		1	1703273-D17YZ	(C)	A	B	C	D	E	F	1704-								
	8-97434-074-0		1	1703274-D17YZ	(D)	A	B			E	F	1704-								
317	--- Binding tape																			
	1-09701-216-0		1	3206421-CYZ14	(B) I.D.=15 L=28	A	B	C	D	E	F	1704-								
	1-09707-183-0		4	8202539-CYZ14	(A) L=350			C	D			1704-								
	1-09707-183-0		5	8202539-CYZ14	(A) L=350	A	B			E	F	1704-								
	8-97619-251-0		2	3724139-D17YZ	(B) I.D.=17 L=20	A	B	C	D	E	F	1704-								
318	--- Bolt																			
	0-2805-0820-0		3	Q1840820	M8X20 reel	A	B	C	D	E	F	1704-								

Left rear secondary brake shoe(rear axle)
Left front secondary brake shoe (middle axle)
Right leading shoe(rear axle)

Left leading shoe(rear axle)

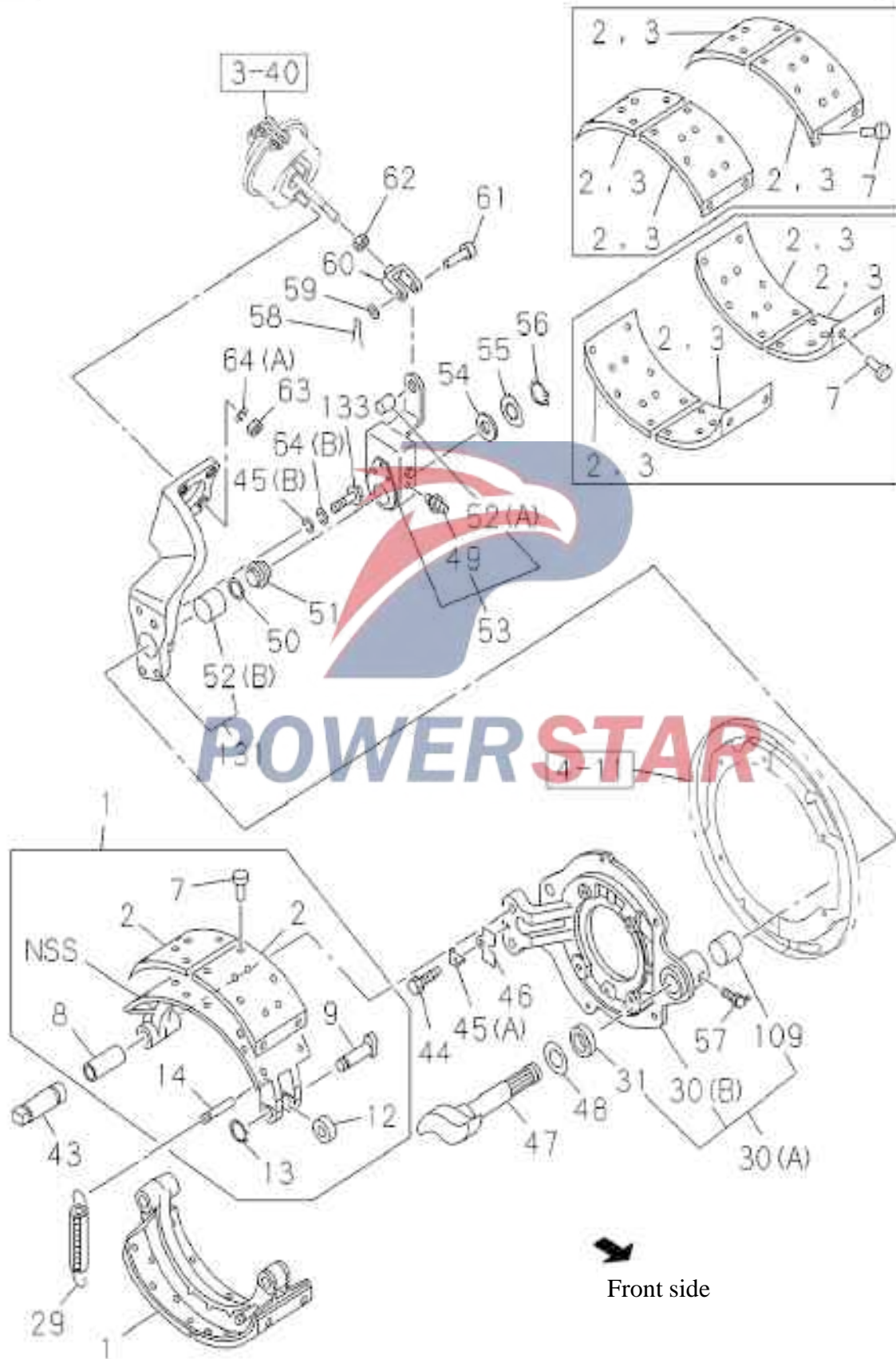


T=16 intermediate axle's rear brake shoe
T=16 intermediate axle's rear brake shoe

POWERSTAR

3-01 Front wheel brake

Figure No.



3-01		Front wheel brake											
Figure No.													
Index No.	Recommended grade/part name										Date of application	I T C	
	Part No.	L	Q t y .	Qingling part No.	Remarks	Model applied							
						EXR 6W 420 height	EXR 6W 460 height	EXR 6U 380 height	EXZ 6U 380 height/reference	EXZ 6W 420 height			EXZ 6W 460 height
A	B	C	D	E	F								
1	--- Brake shoe assembly												
	1-47170-061-0	L	1	3201240-CEZ35	Left front secondary brake shoe	A	B	C	D	E	F	1704-	
	1-47170-062-0	R	1	3201230-CEZ35	Right front secondary brake shoe	A	B	C	D	E	F	1704-	
	1-47170-063-0	L	1	3201250-CEZ35	Left front leading shoe	A	B	C	D	E	F	1704-	
	1-47170-064-0	R	1	3201220-CEZ35	Right front leading shoe	A	B	C	D	E	F	1704-	
2	--- Shoe												
	1-47126-264-0		2		4*2/6*4 front brake shoe (general-purpose)	A	B	C	D	E	F	1704-	
	1-47126-267-0		2		4*2/6*4 front brake shoe (general-purpose)	A	B	C	D	E	F	1704-	
3	--- Super large front brake shoe lining												
	TBD		2		Primary brake shoe	A	B	C	D	E	F	1704-	
	TBD		2		Secondary brake shoe	A	B	C	D	E	F	1704-	
7	--- Rivet												
	1-09732-043-0		28	3201221-117/C		A	B	C	D	E	F	1704-	
	1-09732-043-0		28	3201221-117/C		A	B	C	D	E	F	1704-	
	1-09732-043-0		28	3201221-117/C		A	B	C	D	E	F	1704-	
	1-09732-043-0		28	3201221-117/C		A	B	C	D	E	F	1704-	
8	--- Gasket												
	1-47112-011-0		1	3201222-117/C		A	B	C	D	E	F	1704-	
	1-47112-011-0		1	3201222-117/C		A	B	C	D	E	F	1704-	
	1-47112-011-0		1	3201222-117/C		A	B	C	D	E	F	1704-	
	1-47112-011-0		1	3201222-117/C		A	B	C	D	E	F	1704-	
9	--- Latch												
	1-09744-060-0		1	3201227-117/C		A	B	C	D	E	F	1704-	
	1-09744-060-0		1	3201227-117/C		A	B	C	D	E	F	1704-	
	1-09744-060-0		1	3201227-117/C		A	B	C	D	E	F	1704-	
	1-09744-060-0		1	3201227-117/C		A	B	C	D	E	F	1704-	
12	--- Needle roller bearing												
	1-47113-007-0		1	3201223-117/C		A	B	C	D	E	F	1704-	
	1-47113-007-0		1	3201223-117/C		A	B	C	D	E	F	1704-	
	1-47113-007-0		1	3201223-117/C		A	B	C	D	E	F	1704-	
	1-47113-007-0		1	3201223-117/C		A	B	C	D	E	F	1704-	
13	--- Clip												
	9-47119-022-0		1	3201225-117/C		A	B	C	D	E	F	1704-	
	9-47119-022-0		1	3201225-117/C		A	B	C	D	E	F	1704-	
	9-47119-022-0		1	3201225-117/C		A	B	C	D	E	F	1704-	
	9-47119-022-0		1	3201225-117/C		A	B	C	D	E	F	1704-	
14	--- Spring pin												
	1-47119-017-1		1	3201228-117/C	L=73.5	A	B	C	D	E	F	1704-	
	1-47119-017-1		1	3201228-117/C	L=73.5	A	B	C	D	E	F	1704-	
	1-47119-017-1		1	3201228-117/C	L=73.5	A	B	C	D	E	F	1704-	
	1-47119-017-1		1	3201228-117/C	L=73.5	A	B	C	D	E	F	1704-	
29	--- Spring assembly												
	1-09583-185-2		1	3201290-117/C		A	B	C	D	E	F	1704-	
	1-09583-185-2		1	3201290-117/C		A	B	C	D	E	F	1704-	

3-01 **Front wheel brake**

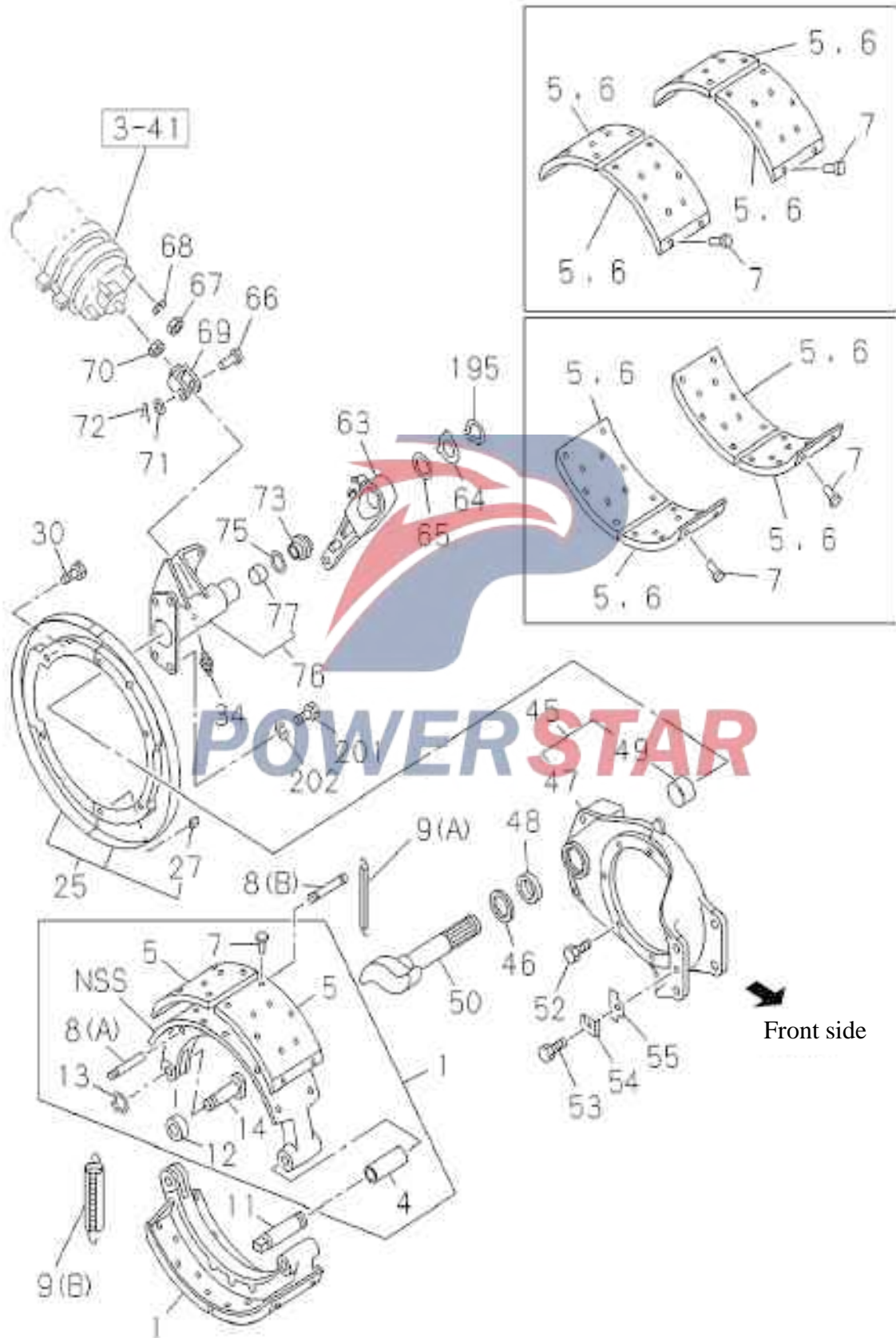
Figure No.

Index No.	Recommended grade/part name						Model applied						Date of application	I T C
	Part No.	L	Q	Qingling part No.	Remarks	EXR 6W 420 height	EXR 6W 460 height	EXR 6U 380 height	EXZ 6U 380 height/refer	EXZ 6W 420 height	EXZ 6W 460 height			
						A	B	C	D	E	F			
30	Brake bottom plate assembly												1704-	
	1-47137-118-3	R	1	3201270-912/C	(A)	A	B		D	E	F			
	1-47137-119-3	L	1	3201170-912/C	(A)	A	B	C	D	E	F			
	1-47137-452-0	R	1	3201271-912/C	(B)	A	B	C	D	E	F			
	1-47137-453-0	L	1	3201171-912/C	(B)	A	B	C	D	E	F	1704-		
31	Oil seal												1704-	
	1-09625-228-0		1	3201251-117/C		A	B	C	D	E	F			
	1-09625-228-0		1	3201251-117/C		A	B	C	D	E	F	1704-		
43	Latch												1704-	
	1-47131-038-0		2	3201211-117/C		A	B	C	D	E	F			
	1-47131-038-0		2	3201211-117/C	Left rear secondary brake shoe(rear axle)	A	B	C	D	E	F	1704-		
44	Bolt												1704-	
	0-2080-1016-0		1		Right leading shoe(rear axle)	A	B	C	D	E	F			
	0-2085-1016-0		1		M10X16	A	B	C	D	E	F	1704-		
45	Washer												1704-	
	0-9151-0514-0		4	Q40314	(B)	A	B	C	D	E	F			
					Inner diameter=14.2									
	1-47133-011-0		1	3201258-117/C	(A)	A	B	C	D	E	F	1704-		
	1-47133-011-0		1	3201258-117/C	(A)	A	B	C	D	E	F	1704-		
46	Plate												1704-	
	1-47133-005-0		1	3202251-117/C		A	B	C	D	E	F			
	1-47133-005-0		1	3202251-117/C		A	B	C	D	E	F	1704-		
47	Right camshaft												1704-	
	1-47141-051-0	L	1	3201154-117/CB		A	B	C	D	E	F			
	1-47141-052-0	R	1	3201254-117/CB		A	B	C	D	E	F	1704-		
48	Snap ring												1704-	
	1-47143-005-0		1	3201252-117/C		A	B	C	D	E	F			
	1-47143-005-0		1	3201252-117/C		A	B	C	D	E	F	1704-		
49	Separate part, deletable												1704-	
	0-9030-1410-0	L	1	Q700B01	T=16 intermediate axle 's rear brake shoe	A	B	C	D	E	F			
	0-9030-1510-0	R	1	Q701B45	T=16 intermediate axle 's rear brake shoe	A	B	C	D	E	F	1704-		
50	Snap ring												1704-	
	1-09620-009-0		1	3201253-117/C		A	B	C	D	E	F			
	1-09620-009-0		1	3201253-117/C		A	B	C	D	E	F	1704-		
51	Shaft sleeve												1704-	
	1-47143-016-0		1	3201262-117/C		A	B	C	D	E	F			
	1-47143-016-0		1	3201262-117/C		A	B	C	D	E	F	1704-		
52	Separate part, deletable												1704-	
	1-09330-041-0		1		(A)	A	B	C	D	E	F			
	1-09330-041-0		1		(A)	A	B	C	D	E	F			
	1-47146-003-1		1	3202241-117/C	(B)	A	B	C	D	E	F			
	1-47146-003-1		1	3202241-117/C	(B)	A	B	C	D	E	F	1704-		
53	Front adjuster assembly												1704-	
	8-97433-861-0	R	1	3201280-D17YZ		A	B	C	D	E	F			
	8-97433-862-0	L	1	3201380-D17YZ		A	B	C	D	E	F	1704-		

3-01		Front wheel brake																			
Figure No.																					
Index No.	Recommended grade/part name										Date of application	I F C									
	Part No.	L R	Q t y .	Qingling part No.	Remarks	Model applied															
						EXR 6W 420 height	EXR 6W 460 height	EXR 6U 380 height	EXZ 6U 380 height/reference	EXZ 6W 420 height			EXZ 6W 460 height								
A						B	C	D	E	F											
54	---	Gasket																			
		1-47143-004-0		1	3201261-117/C																
		1-47143-004-0		1	3201261-117/C		A	B	C	D	E	F									17C 17C
55	---	Liner plate																			
		1-47149-086-0		1			A	B	C	D	E	F									
		1-47149-086-0		1			A	B	C	D	E	F									1704-
56	---	Snap ring																			
		9-0918-0038-0		1	3201264-117/C		A	B	C	D	E	F									1704-
		9-0918-0038-0		1	3201264-117/C		A	B	C	D	E	F									1704-
57	---	Grease nozzle																			
		0-9030-1510-0		1	Q701B45	PT1/8 bend, 67.5°	A	B	C	D	E	F									1704-
		0-9030-1510-0		1	Q701B45	PT1/8 bend, 67.5°	A	B	C	D	E	F									1704-
58	---	Pin																			
		0-8112-4028-0		2		Outer diameter=3.7 L=28	A	B	C	D	E	F									1704-
59	---	Washer																			
		9-0916-0616-0		2	Q40116	Inner diameter=17 Outer diameter=32	A	B	C	D	E	F									1704-
60	---	U-shaped clamp																			
		1-09768-060-1		2	3501831-143		A	B	C	D	E	F									1704-
61	---	Pin																			
		1-09744-088-0		2	3501832-143		A	B	C	D	E	F									1704-
62	---	Nut																			
		0-9111-1516-0		2	Q341B16T12	M16	A	B	C	D	E	F									1704-
63	---	Nut																			
		0-9111-0516-0		4	Q341B16	M16	A	B	C	D	E	F									1704-
64	---	Spring washer																			
		0-9151-0514-0		4	Q40314	(B) Inner diameter=14.2	A	B	C	D	E	F									1704-
		0-9151-0516-0		4		(A) Inner diameter=16.2	A	B	C	D	E	F									1704-
109	---	Gasket																			
		1-47146-003-1		1	3202241-117/C		A	B	C	D	E	F									1704-
		1-47146-003-1		1	3202241-117/C		A	B	C	D	E	F									1704-
131	---	Support assembly-brake chamber																			
		1-43145-009-3		1	3001112-117		A	B	C	D	E	F									1704-
		1-43145-010-3		1	3001113-117		A	B	C	D	E	F									1704-
133	---	Bolt																			
		0-2085-1460-0		4		M14X60	A	B	C	D	E	F									1704-
		0-2085-1460-0		4		M14X60	A	B	C	D	E	F									1704-

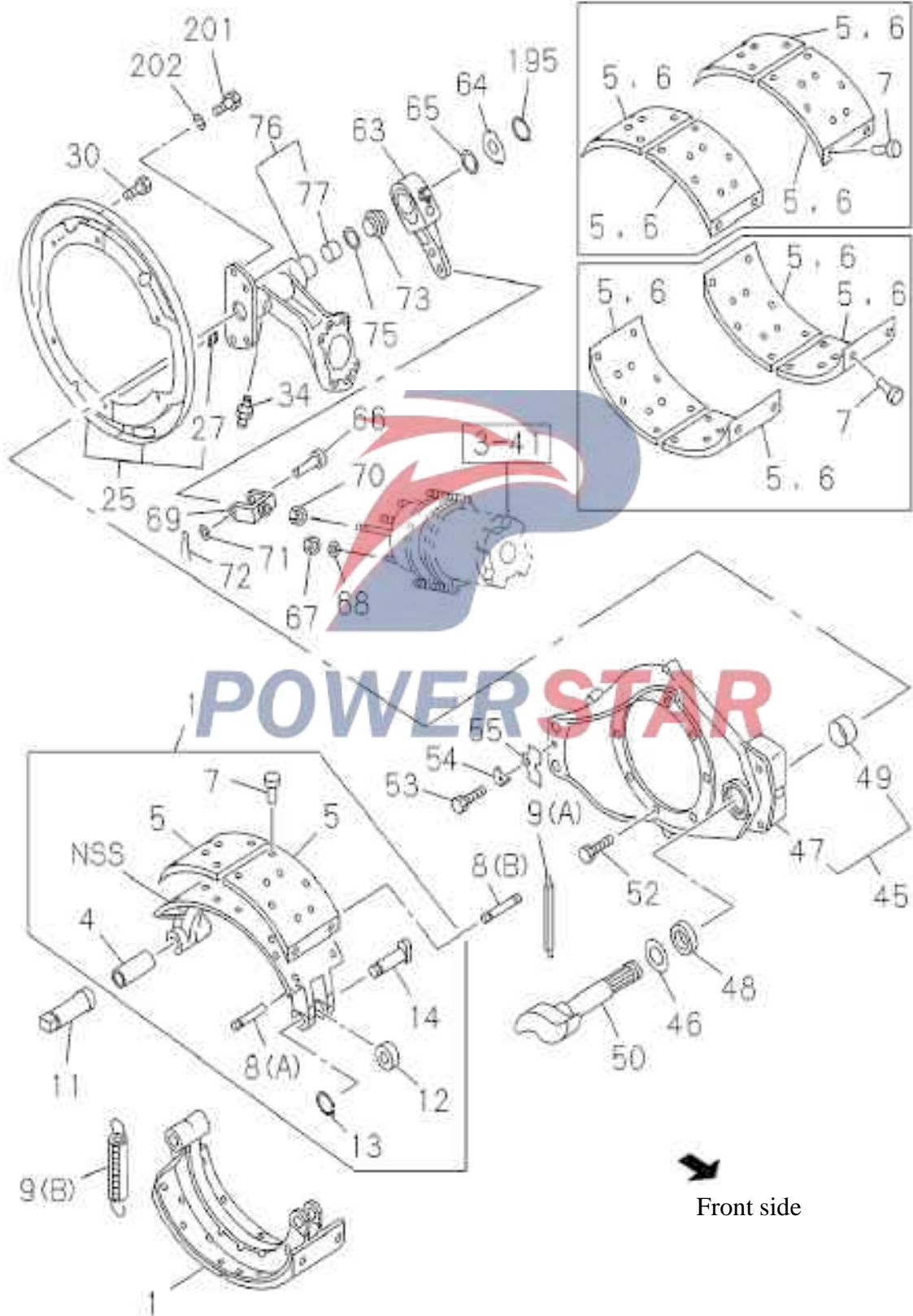
3-05 Rear wheel brake

Figure No.



3-05 Rear wheel brake

Figure No.



3-05		Rear wheel brake														
Figure No.																
Index No.	Recommended grade/part name										Date of application	I T C				
	Part No.	L	Q	R	t	y	Qingling part No.	Remarks	Model applied							
									EXR 6W 420 height	EXR 6W 460 height			EXR 6U 380 height	EXZ 6U 380 height/reference	EXZ 6W 420 height	EXZ 6W 460 height
A	B	C	D	E	F											
1	--- Right rear brake shoe assembly															
	1-47120-764-0	R	1				3202230-CEZ35	Right front leading shoe (middle axle)				D	E	F	1704-	
	1-47120-764-0	R	1				3202230-CEZ35	Right rear leading shoe (rear axle)				D	E	F	1704-	
	1-47120-765-0	R	1				3202220-CEZ35	Right rear secondary brake shoe (rear axle)				D	E	F	1704-	
	1-47120-765-0	R	1				3202220-CEZ35	Right front secondary brake shoe (middle axle)				D	E	F	1704-	
	1-47120-766-0	L	1				3202110-CEZ35	Left front leading shoe (middle axle)				D	E	F	1704-	
	1-47120-766-0	L	1				3202110-CEZ35	Left rear leading shoe(rear axle)				D	E	F	1704-	
	1-47120-767-0	L	1				3202120-CEZ35	Left rear secondary brake shoe(rear axle)				D	E	F	1704-	
	1-47120-767-0	L	1				3202120-CEZ35	Left front secondary brake shoe (middle axle)				D	E	F	1704-	
	1-47120-620-0	R	1				3202230-117/C	Right leading shoe(rear axle)	A	B	C				1704-	
	1-47120-621-0	R	1				3202220-117/C	Right secondary brake shoe(rear axle)	A	B	C				1704-	
	1-47120-622-0	L	1				3202110-117/C	Left leading shoe(rear axle)	A	B	C				1704-	
	1-47120-622-0	L	1				3202120-117/C	Left secondary brake shoe (rear axle)	A	B	C				1704-	
4	--- Gasket															
	1-47112-012-0		1				3202232-117/C					D	E	F	1704-	
	1-47112-012-0		1				3202232-117/C					D	E	F	1704-	
	1-47112-012-0		1				3202232-117/C					D	E	F	1704-	
	1-47112-012-0		1				3202232-117/C					D	E	F	1704-	
	1-47112-012-0		1				3202232-117/C					D	E	F	1704-	
	1-47112-012-0		1				3202232-117/C					D	E	F	1704-	
	1-47112-012-0		1				3202232-117/C		A	B	C				1704-	
	1-47112-012-0		1				3202232-117/C		A	B	C				1704-	
	1-47112-012-0		1				3202232-117/C		A	B	C				1704-	
	1-47112-012-0		1				3202232-117/C		A	B	C				1704-	
5	--- Shoe															
	1-47125-903-0		4					T=16 intermediate axle 's rear brake shoe				D	E	F	1704-	
	1-47125-903-0		4					T=16 intermediate axle 's rear brake shoe				D	E	F	1704-	
	1-47125-904-0		4					T=16 rear axle's rear brake shoe				D	E	F	1704-	
	1-47125-904-0		4					T=16 rear axle's rear brake shoe				D	E	F	1704-	
	1-47125-767-0		4					4*2 rear axle's rear brake shoe	A	B	C				1704-	
	1-47125-768-0		4					4*2 rear axle's rear brake shoe	A	B	C				1704-	
6	--- Super large rear brake shoe lining															
	1-47125-906-0		2					T=17 main shoe	A	B	C				1704-	
	1-47125-906-0		4					T=17 main shoe				D	E	F	1704-	
	1-47125-908-0		2					T=17 driven shoe	A	B	C				1704-	
	1-47125-908-0		4					T=17 driven shoe				D	E	F	1704-	

Rear wheel brake

Index No.	Recommended grade/part name				Model applied						Date of application	I T C		
	Part No.	L R	Q t y .	Qingling part No.	Remarks	EXR 6W 420 height	EXR 6W 460 height	EXR 6U 380 height	EXZ 6U 380 height/reference	EXZ 6W 420 height			EXZ 6W 460 height	
						A	B	C	D	E			F	
7	--- Rivet													
	1-09732-044-0		34	1097320440						E	F	1704-		
	1-09732-044-0		34	1097320440					D	E	F	1704-		
	1-09732-044-0		34	1097320440					D	E	F	1704-		
	1-09732-044-0		34	1097320440					D	E	F	1704-		
	1-09732-044-0		34	1097320440					D	E	F	1704-		
	1-09732-044-0		34	1097320440					D	E	F	1704-		
	1-09732-044-0		34	1097320440					D	E	F	1704-		
	1-09732-044-0		34	1097320440					D	E	F	1704-		
	1-09732-044-0		34	1097320440					D	E	F	1704-		
	1-09732-044-0		34	1097320440		A	B	C				1704-		
	1-09732-044-0		34	1097320440		A	B	C				1704-		
	1-09732-044-0		34	1097320440		A	B	C				1704-		
	1-09732-044-0		34	1097320440		A	B	C				1704-		
8	--- Spring pin													
	1-09744-074-0		2	3202271-CEZ35 (B)					D	E	F	1704-		
	1-09744-074-0		2	3202271-CEZ35 (B)					D	E	F	1704-		
	1-09744-074-0		2	3202271-CEZ35 (B)					D	E	F	1704-		
	1-09744-074-0		2	3202271-CEZ35 (B)					D	E	F	1704-		
	1-09744-074-0		2	3202271-CEZ35 (B)		A	B	C				1704-		
	1-09744-074-0		2	3202271-CEZ35 (B)		A	B	C				1704-		
	1-47119-029-0		1	3202111-117/C (A)					D	E	F	1704-		
	1-47119-029-0		1	3202111-117/C (A)					D	E	F	1704-		
	1-47119-029-0		1	3202111-117/C (A)					D	E	F	1704-		
	1-47119-029-0		1	3202111-117/C (A)					D	E	F	1704-		
	1-47119-029-0		1	3202111-117/C (A)					D	E	F	1704-		
	1-47119-029-0		1	3202111-117/C (A)					D	E	F	1704-		
	1-47119-029-0		1	3202111-117/C (A)					D	E	F	1704-		
	1-47119-029-0		1	3202111-117/C (A)					D	E	F	1704-		
	1-47119-029-0		1	3202111-117/C (A)		A	B	C				1704-		
	1-47119-029-0		1	3202111-117/C (A)		A	B	C				1704-		
	1-47119-029-0		1	3202111-117/C (A)		A	B	C				1704-		
	1-47119-029-0		1	3202111-117/C (A)		A	B	C				1704-		
9	--- External spring assembly													
	1-09583-210-0		1	3202210-CEZ35 (A)					D	E	F	1704-		
	1-09583-210-0		1	3202210-CEZ35 (A)					D	E	F	1704-		
	1-09583-210-0		1	3202210-CEZ35 (A)					D	E	F	1704-		
	1-09583-210-0		1	3202210-CEZ35 (A)					D	E	F	1704-		
	1-09583-210-0		1	3202210-CEZ35 (A)		A	B	C				1704-		
	1-09583-210-0		1	3202210-CEZ35 (A)		A	B	C				1704-		
	1-09583-277-2		1	3202280-CEZ35 (B)					D	E	F	1704-		
	1-09583-277-2		1	3202280-CEZ35 (B)					D	E	F	1704-		
	1-09583-277-2		1	3202280-CEZ35 (B)					D	E	F	1704-		
	1-09583-277-2		1	3202280-CEZ35 (B)					D	E	F	1704-		
	1-09583-277-2		1	3202280-CEZ35 (B)					D	E	F	1704-		
	1-09583-277-2		1	3202280-CEZ35 (B)		A	B	C				1704-		
	1-09583-277-2		1	3202280-CEZ35 (B)		A	B	C				1704-		

3-05
Figure No. Rear wheel brake

Index No.	Recommended grade/part name					Model applied						Date of application	I T C	
	Part No.	L R	Q t y .	Qingling part No.	Remarks	EXR 6W 420 height	EXR 6W 460 height	EXR 6U 380 height	EXZ 6U 380 height/reference	EXZ 6W 420 height	EXZ 6W 460 height			
						A	B	C		E	F			
11	---	Latch												
		1-47131-039-0		2	3202285-117/C	L=121.5				D	E	F	1704-	
		1-47131-039-0		2	3202285-117/C	L=121.5				D	E	F	1704-	
		1-47131-039-0		2	3202285-117/C	L=121.5				D	E	F	1704-	
		1-47131-039-0		2	3202285-117/C	L=121.5				D	E	F	1704-	
		1-47131-039-0		2	3202285-117/C	L=121.5	A	B	C				1704-	
12	---	Washer												
		1-47113-005-0		1	3202233-117/C					D	E	F	1704-	
		1-47113-005-0		1	3202233-117/C					D	E	F	1704-	
		1-47113-005-0		1	3202233-117/C					D	E	F	1704-	
		1-47113-005-0		1	3202233-117/C					D	E	F	1704-	
		1-47113-005-0		1	3202233-117/C					D	E	F	1704-	
		1-47113-005-0		1	3202233-117/C					D	E	F	1704-	
		1-47113-005-0		1	3202233-117/C					D	E	F	1704-	
		1-47113-005-0		1	3202233-117/C					D	E	F	1704-	
		1-47113-005-0		1	3202233-117/C					D	E	F	1704-	
		1-47113-005-0		1	3202233-117/C		A	B	C				1704-	
		1-47113-005-0		1	3202233-117/C		A	B	C				1704-	
13	---	Clip												
		9-47119-022-0		1	3201225-117/C					D	E	F	1704-	
		9-47119-022-0		1	3201225-117/C					D	E	F	1704-	
		9-47119-022-0		1	3201225-117/C					D	E	F	1704-	
		9-47119-022-0		1	3201225-117/C					D	E	F	1704-	
		9-47119-022-0		1	3201225-117/C					D	E	F	1704-	
		9-47119-022-0		1	3201225-117/C					D	E	F	1704-	
		9-47119-022-0		1	3201225-117/C					D	E	F	1704-	
		9-47119-022-0		1	3201225-117/C					D	E	F	1704-	
		9-47119-022-0		1	3201225-117/C					D	E	F	1704-	
		9-47119-022-0		1	3201225-117/C		A	B	C				1704-	
		9-47119-022-0		1	3201225-117/C		A	B	C				1704-	
14	---	Latch												
		1-09744-061-0		1	3202235-117/C					D	E	F	1704-	
		1-09744-061-0		1	3202235-117/C					D	E	F	1704-	
		1-09744-061-0		1	3202235-117/C					D	E	F	1704-	
		1-09744-061-0		1	3202235-117/C					D	E	F	1704-	
		1-09744-061-0		1	3202235-117/C					D	E	F	1704-	
		1-09744-061-0		1	3202235-117/C					D	E	F	1704-	
		1-09744-061-0		1	3202235-117/C					D	E	F	1704-	
		1-09744-061-0		1	3202235-117/C					D	E	F	1704-	
		1-09744-061-0		1	3202235-117/C					D	E	F	1704-	
		1-09744-061-0		1	3202235-117/C		A	B	C				1704-	
		1-09744-061-0		1	3202235-117/C		A	B	C				1704-	

Index No.	Recommended grade/part name						Model applied						Date of application	I T C
	Part No.	L R	Q t y .	Qingling part No.	Remarks	EXR 6W 420 height	EXR 6W 460 height	EXR 6U 380 height	EXZ 6U 380 height/reference	EXZ 6W 420 height	EXZ 6W 460 height			
						A	B	C	D	E	F			
27	--- Inspection hole cover													
	1-09333-151-0		1	3102033-117					D	E	F	1704-		
	1-09333-151-0		1	3102033-117					D	E	F	1704-		
	1-09333-151-0		1	3102033-117		A	B	C				1704-		
30	--- Bolt													
	0-5054-1016-0		6		M10X16				D	E	F	1704-		
	0-5054-1016-0		6		M10X16				D	E	F	1704-		
	0-5054-1016-0		6		M10X16				D	E	F	1704-		
	0-5054-1016-0		6		M10X16				D	E	F	1704-		
	0-5054-1016-0		6		M10X16	A	B	C				1704-		
	0-5054-1016-0		6		M10X16	A	B	C				1704-		
34	--- Grease nozzle													
	0-9030-1410-0		1	Q700B01	PT1/8 straight				D	E	F	1704-		
	0-9030-1410-0		1	Q700B01	PT1/8 straight				D	E	F	1704-		
	0-9030-1410-0		1	Q700B01	PT1/8 straight				D	E	F	1704-		
	0-9030-1410-0		1	Q700B01	PT1/8 straight				D	E	F	1704-		
	0-9030-1410-0		1	Q700B01	PT1/8 straight	A	B	C				1704-		
	0-9030-1410-0		1	Q700B01	PT1/8 straight	A	B	C				1704-		
45	--- Brake bottom plate assembly													
	1-47137-120-2	R	1	3202260-912/C	Right rear (Middle axle)				D	E	F	1704-		
	1-47137-120-2	L	1	3202260-912/C	Left rear (middle axle)				D	E	F	1704-		
	8-97433-888-0	R	1	3202260-D17YZ	Right rear (Rear axle)				D	E	F	1704-		
	8-97433-888-0	L	1	3202260-D17YZ	Left rear (rear axle)				D	E	F	1704-		
	8-97433-888-0	R	1	3202260-117/C	Right rear (Rear axle)	A	B	C				1704-		
	8-97433-888-0	L	1	3202260-117/C	Left rear (rear axle)	A	B	C				1704-		
46	--- Snap ring													
	1-47143-005-0		1	3201252-117/C					D	E	F	1704-		
	1-47143-005-0		1	3201252-117/C					D	E	F	1704-		
	1-47143-005-0		1	3201252-117/C					D	E	F	1704-		
	1-47143-005-0		1	3201252-117/C					D	E	F	1704-		
	1-47143-005-0		1	3201252-117/C		A	B	C				1704-		
	1-47143-005-0		1	3201252-117/C		A	B	C				1704-		
47	--- Brake bottom plate													
	1-47137-152-0		1	3202261-912/CB	Right rear (Middle axle)				D	E	F	1704-		
	1-47137-152-0		1	3202261-912/CB	Left rear (middle axle)				D	E	F	1704-		
	8-97433-889-0		1	3202261-117/C	Right rear (Rear axle)				D	E	F	1704-		
	8-97433-889-0		1	3202261-117/C	Left rear (rear axle)				D	E	F	1704-		
	8-97433-889-0		1	3202261-117/C	Right rear (Rear axle)	A	B	C				1704-		
	8-97433-889-0		1	3202261-117/C	Left rear (rear axle)	A	B	C				1704-		
48	--- Oil seal													
	1-09625-228-0		1	3201251-117/C					D	E	F	1704-		
	1-09625-228-0		1	3201251-117/C					D	E	F	1704-		
	1-09625-228-0		1	3201251-117/C					D	E	F	1704-		

Rear wheel brake

Index No.	Recommended grade/part name				Remarks	Model applied						Year of application	I T C
	Part No.	L	Q	Qingling part No.		EXR 6W 420 height	EXR 6W 460 height	EXR 6U 380 height	EXZ 6U 380 height/reference	EXZ 6W 420 height	EXZ 6W 460 height		
						A	B	C	D	E	F		
49	1-09625-228-0		1	3201251-117/C					D	E	F	1704-	
	1-09625-228-0		1	3201251-117/C		A	B	C				1704-	
	1-09625-228-0		1	3201251-117/C		A	B	C				1704-	
	Gasket					EXR 6U 380 height							
	1-47146-003-1		1	3202241-117/C					D	E	F	1704-	
	1-47146-003-1		1	3202241-117/C					D	E	F	1704-	
	1-47146-003-1		1	3202241-117/C					D	E	F	1704-	
	1-47146-003-1		1	3202241-117/C		A	B	C				1704-	
	1-47146-003-1		1	3202241-117/C		A	B	C				1704-	
	1-47146-003-1		1	3202241-117/C					D	E	F	1704-	
50	Right rear camshaft												
	1-47141-067-0	L	1	3202284-CEZ35	Forward				D	E	F	1704-	
	1-47141-067-0	R	1	3202284-CEZ35	Backward				D	E	F	1704-	
	1-47141-067-0	L	1	3202284-CEZ35		A	B	C				1704-	
	1-47141-068-0	R	1	3202161-CEZ35	Forward				D	E	F	1704-	
	1-47141-068-0	L	1	3202161-CEZ35	Backward				D	E	F	1704-	
	1-47141-068-0	R	1	3202161-CEZ35		A	B	C				1704-	
52	Bolt												
	1-09040-066-0		1	2401105-117/C	M14X50				D	E	F	1704-	
	1-09040-066-0		1	2401105-117/C	M14X50				D	E	F	1704-	
	1-09040-066-0		1	2401105-117/C	M14X50				D	E	F	1704-	
	1-09040-066-0		1	2401105-117/C	M14X50				D	E	F	1704-	
	1-09040-066-0		1	2401105-117/C	M14X50	A	B	C				1704-	
	1-09040-066-0		1	2401105-117/C	M14X50	A	B	C				1704-	
53	Bolt												
	0-2085-1016-0		1		M10X16				D	E	F	1704-	
	0-2085-1016-0		1		M10X16				D	E	F	1704-	
	0-2085-1016-0		1		M10X16				D	E	F	1704-	
	0-2085-1016-0		1		M10X16				D	E	F	1704-	
	0-2085-1016-0		1		M10X16	A	B	C				1704-	
	0-2085-1016-0		1		M10X16	A	B	C				1704-	
54	Washer												
	1-47133-011-0		1	3201258-117/C					D	E	F	1704-	
	1-47133-011-0		1	3201258-117/C					D	E	F	1704-	
	1-47133-011-0		1	3201258-117/C					D	E	F	1704-	
	1-47133-011-0		1	3201258-117/C					D	E	F	1704-	
	1-47133-011-0		1	3201258-117/C		A	B	C				1704-	
	1-47133-011-0		1	3201258-117/C		A	B	C				1704-	
55	Plate												
	1-47133-005-0		1	3202251-117/C					D	E	F	1704-	
	1-47133-005-0		1	3202251-117/C					D	E	F	1704-	
	1-47133-005-0		1	3202251-117/C					D	E	F	1704-	
	1-47133-005-0		1	3202251-117/C					D	E	F	1704-	
	1-47133-005-0		1	3202251-117/C		A	B	C				1704-	
	1-47133-005-0		1	3202251-117/C		A	B	C				1704-	

Index No.	Recommended grade/part name				Remarks	Model applied						Date of application	I T C	
	Part No.	L R	Q t y .	Qingling part No.		EXR 6W 420 height	EXR 6W 460 height	EXR 6U 380 height	EXZ 6U 380 height/reference	EXZ 6W 420 height	EXZ 6W 460 height			
						A	B	C	D	E	F			
63	Right adjuster assembly													
	1-48270-045-0	L	1	3202190-117/C	Forward				D	E	F	1704-		
	1-48270-045-0	R	1	3202190-117/C	Backward				D	E	F	1704-		
	1-48270-045-0	L	1	3202190-117/C		A	B	C				1704-		
	1-48270-046-0	R	1	3202290-117/C	Forward				D	E	F	1704-		
	1-48270-046-0	L	1	3202290-117/C	Backward				D	E	F	1704-		
	1-48270-046-0	R	1	3202290-117/C		A	B	C				1704-		
64	Liner plate													
	1-47149-022-0		1	3201266-117/C					D	E	F	1704-		
	1-47149-022-0		1	3201266-117/C					D	E	F	1704-		
	1-47149-022-0		1	3201266-117/C					D	E	F	1704-		
	1-47149-022-0		1	3201266-117/C					D	E	F	1704-		
	1-47149-022-0		1	3201266-117/C		A	B	C				1704-		
	1-47149-022-0		1	3201266-117/C		A	B	C				1704-		
65	Liner plate													
	1-47143-011-0		1	3102033-117					D	E	F	1704-		
	1-47143-011-0		1	3102033-117					D	E	F	1704-		
	1-47143-011-0		1	3102033-117					D	E	F	1704-		
	1-47143-011-0		1	3102033-117					D	E	F	1704-		
	1-47143-011-0		1	3102033-117		A	B	C				1704-		
	1-47143-011-0		1	3102033-117		A	B	C				1704-		
66	Pin													
	1-09744-088-0		2	3501832-143					D	E	F	1704-		
	1-09744-088-0		2	3501832-143					D	E	F	1704-		
	1-09744-088-0		2	3501832-143		A	B	C				1704-		
67	Nut													
	0-9111-0516-0		8	Q341B16	M16				D	E	F	1704-		
	0-9111-0516-0		8	Q341B16	M16				D	E	F	1704-		
	0-9111-0516-0		8	Q341B16	M16	A	B	C				1704-		
68	Spring washer													
	0-9151-0816-0		8		Inner diameter=16.2				D	E	F	1704-		
	0-9151-0816-0		8		Inner diameter=16.2				D	E	F	1704-		
	0-9151-0816-0		8		Inner diameter=16.2	A	B	C				1704-		
69	U-shaped clamp													
	1-09768-060-1		2	3501831-143					D	E	F	1704-		
	1-09768-060-1		2	3501831-143					D	E	F	1704-		
	1-09768-060-1		2	3501831-143		A	B	C				1704-		
70	Nut													
	0-9111-1516-0		2	Q341B16T12	M16				D	E	F	1704-		
	0-9111-1516-0		2	Q341B16T12	M16				D	E	F	1704-		
	0-9111-1516-0		2	Q341B16T12	M16	A	B	C				1704-		
71	Washer													
	9-0916-0616-0		2	Q40116	Inner diameter=17 Outer diameter=32				D	E	F	1704-		
	9-0916-0616-0		2	Q40116	Inner diameter=17 Outer diameter=32				D	E	F	1704-		
	9-0916-0616-0		2	Q40116	Inner diameter=17 Outer diameter=32	A	B	C				1704-		

3-05

Rear wheel brake

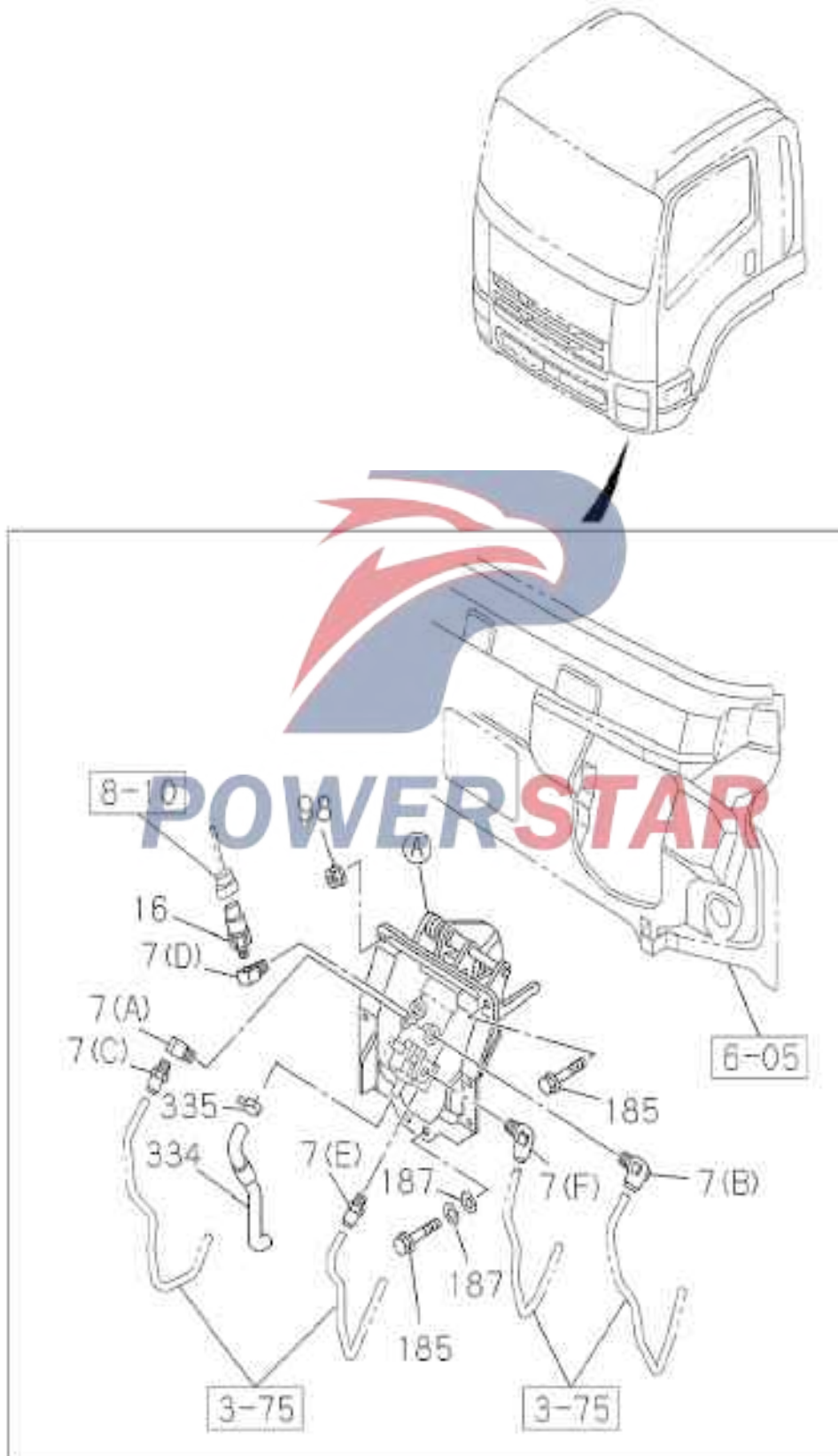
Figure No.

Index No.	Recommended grade/part name					Model applied						Date of application	I T C	
	Part No.	L R	Q t y .	Qingling part No.	Remarks	EXR 6W 420 height	EXR 6W 460 height	EXR 6U 380 height	EXZ 6U 380 height/reference	EXZ 6W 420 height	EXZ 6W 460 height			
						A	B	C	D	E	F			
72	--- Pin													
	0-8112-4028-0		2		Outer diameter=3.7 L=28				D	E	F	1704-		
	0-8112-4028-0		2		Outer diameter=3.7 L=28				D	E	F	1704-		
	0-8112-4028-0		2		Outer diameter=3.7 L=28	A	B	C				1704-		
73	--- Shaft sleeve													
	1-47143-016-0		1	3201262-117/C					D	E	F	1704-		
	1-47143-016-0		1	3201262-117/C					D	E	F	1704-		
	1-47143-016-0		1	3201262-117/C					D	E	F	1704-		
	1-47143-016-0		1	3201262-117/C					D	E	F	1704-		
	1-47143-016-0		1	3201262-117/C		A	B	C				1704-		
	1-47143-016-0		1	3201262-117/C		A	B	C				1704-		
75	--- Snap ring													
	1-09620-009-0		1	3201253-117/C					D	E	F	1704-		
	1-09620-009-0		1	3201253-117/C					D	E	F	1704-		
	1-09620-009-0		1	3201253-117/C					D	E	F	1704-		
	1-09620-009-0		1	3201253-117/C					D	E	F	1704-		
	1-09620-009-0		1	3201253-117/C		A	B	C				1704-		
	1-09620-009-0		1	3201253-117/C		A	B	C				1704-		
76	--- Support assembly													
	1-48258-250-0	L	1	3202170-CEZ35	Forward				D	E	F	1704-		
	1-48258-250-0	R	1	3202170-CEZ35	Backward				D	E	F	1704-		
	1-48258-250-0	L	1	3202170-CEZ35		A	B	C				1704-		
	1-48258-251-0	R	1	3202270-CEZ35	Forward				D	E	F	1704-		
	1-48258-251-0	L	1	3202270-CEZ35	Backward				D	E	F	1704-		
	1-48258-251-0	R	1	3202270-CEZ35		A	B	C				1704-		
77	--- Gasket													
	1-47146-003-1		1	3202241-117/C					D	E	F	1704-		
	1-47146-003-1		1	3202241-117/C					D	E	F	1704-		
	1-47146-003-1		1	3202241-117/C					D	E	F	1704-		
	1-47146-003-1		1	3202241-117/C					D	E	F	1704-		
	1-47146-003-1		1	3202241-117/C		A	B	C				1704-		
	1-47146-003-1		1	3202241-117/C		A	B	C				1704-		
195	--- Snap ring													
	9-0918-0038-0		1	3201264-117/C					D	E	F	1704-		
	9-0918-0038-0		1	3201264-117/C					D	E	F	1704-		
	9-0918-0038-0		1	3201264-117/C					D	E	F	1704-		
	9-0918-0038-0		1	3201264-117/C					D	E	F	1704-		
	9-0918-0038-0		1	3201264-117/C		A	B	C				1704-		
	9-0918-0038-0		1	3201264-117/C		A	B	C				1704-		
201	--- Bolt													
	0-2085-1435-0		4		M14X35				D	E	F	1704-		
	0-2085-1435-0		4		M14X35				D	E	F	1704-		
	0-2085-1435-0		4		M14X35				D	E	F	1704-		

3-05		Rear wheel brake											
Figure No.													
Index No.	Recommended grade/part name										Date of application	I T C	
	Part No.	L	Q t y .	Qingling part No.	Remarks	Model applied							
						EXR 6W 420 height	EXR 6W 460 height	EXR 6U 380 height	EXZ 6U 380 height/refer	EXZ 6W 420 height			EXZ 6W 460 height
A	B	C	D	E	F								
202	0-2085-1435-0		4		M14X35				D	E	F	1704-	
	0-2085-1435-0		4		M14X35	A	B	C				1704-	
	0-2085-1435-0		4		M14X35	A	B	C				1704-	
	--- Spring washer												
	0-9151-0514-0		4	Q40314	Inner diameter=14.2				D	E	F	1704-	
	0-9151-0514-0		4	Q40314	Inner diameter=14.2				D	E	F	1704-	
	0-9151-0514-0		4	Q40314	Inner diameter=14.2				D	E	F	1704-	
	0-9151-0514-0		4	Q40314	Inner diameter=14.2				D	E	F	1704-	
	0-9151-0514-0		4	Q40314	Inner diameter=14.2	A	B	C				1704-	
252	--- Cover												
	1-47151-463-0		1	3202281-CEZ35					D	E	F	1704-	
	1-47151-463-0		1	3202281-CEZ35					D	E	F	1704-	
	1-47151-463-0		1	3202281-CEZ35					D	E	F	1704-	
	1-47151-463-0		1	3202281-CEZ35					D	E	F	1704-	
	1-47151-463-0		1	3202281-CEZ35		A	B	C				1704-	
	1-47151-463-0		1	3202281-CEZ35		A	B	C				1704-	
	1-47151-464-0		1	3202282-CEZ35					D	E	F	1704-	
	1-47151-464-0		1	3202282-CEZ35					D	E	F	1704-	
	1-47151-464-0		1	3202282-CEZ35					D	E	F	1704-	
	1-47151-464-0		1	3202282-CEZ35					D	E	F	1704-	
	1-47151-464-0		1	3202282-CEZ35		A	B	C				1704-	
	1-47151-464-0		1	3202282-CEZ35		A	B	C				1704-	

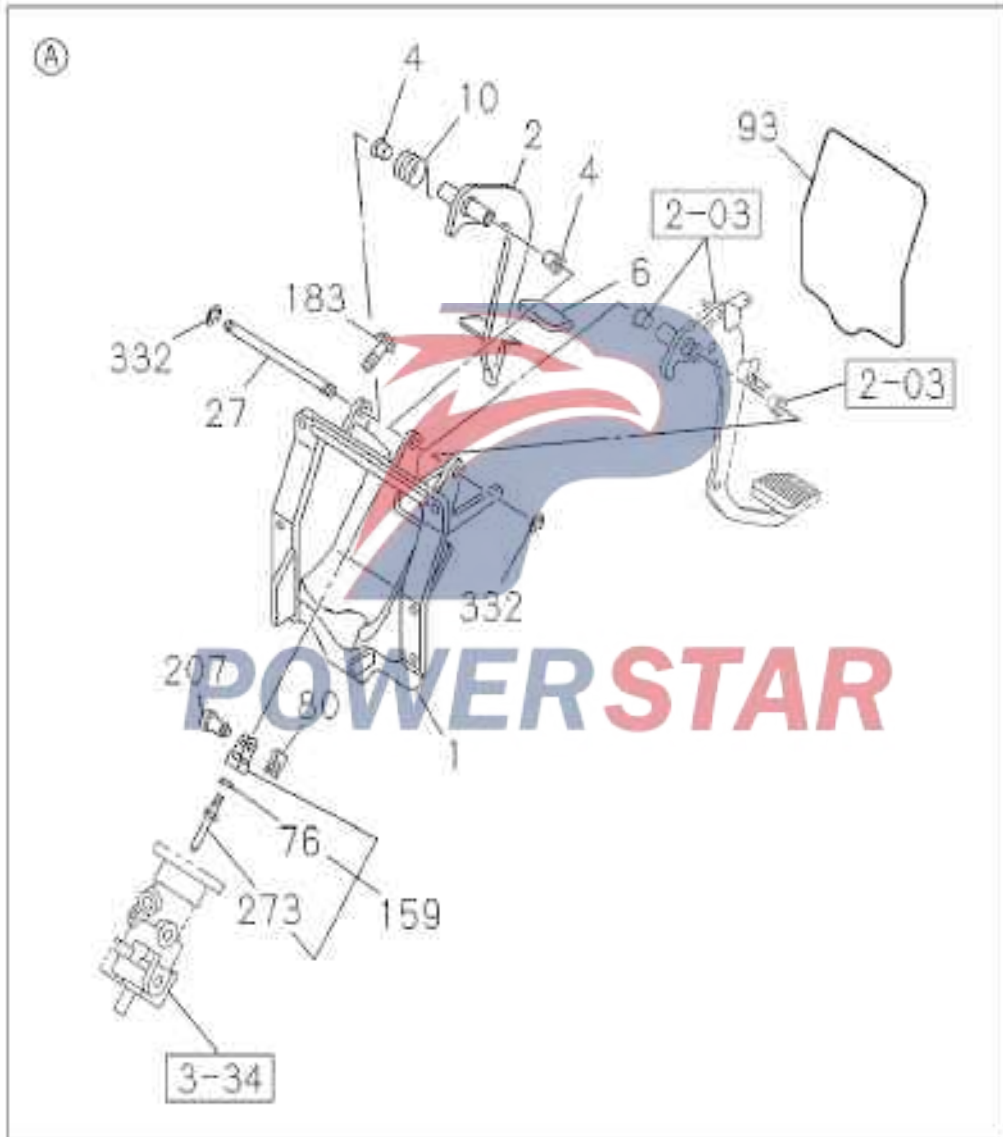
3-10 Brake pedal and control

Figure No.



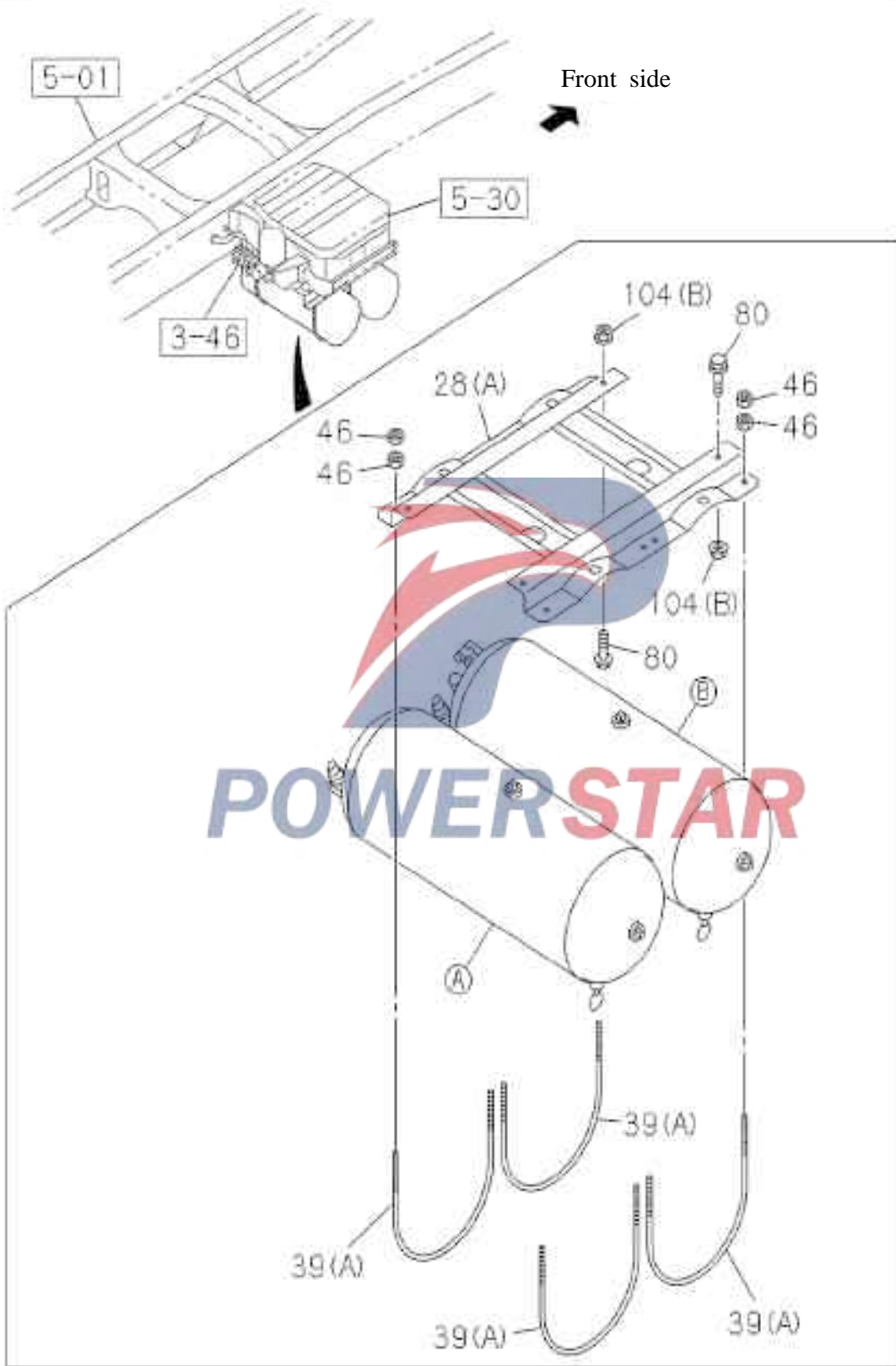
3-10 Brake pedal and control

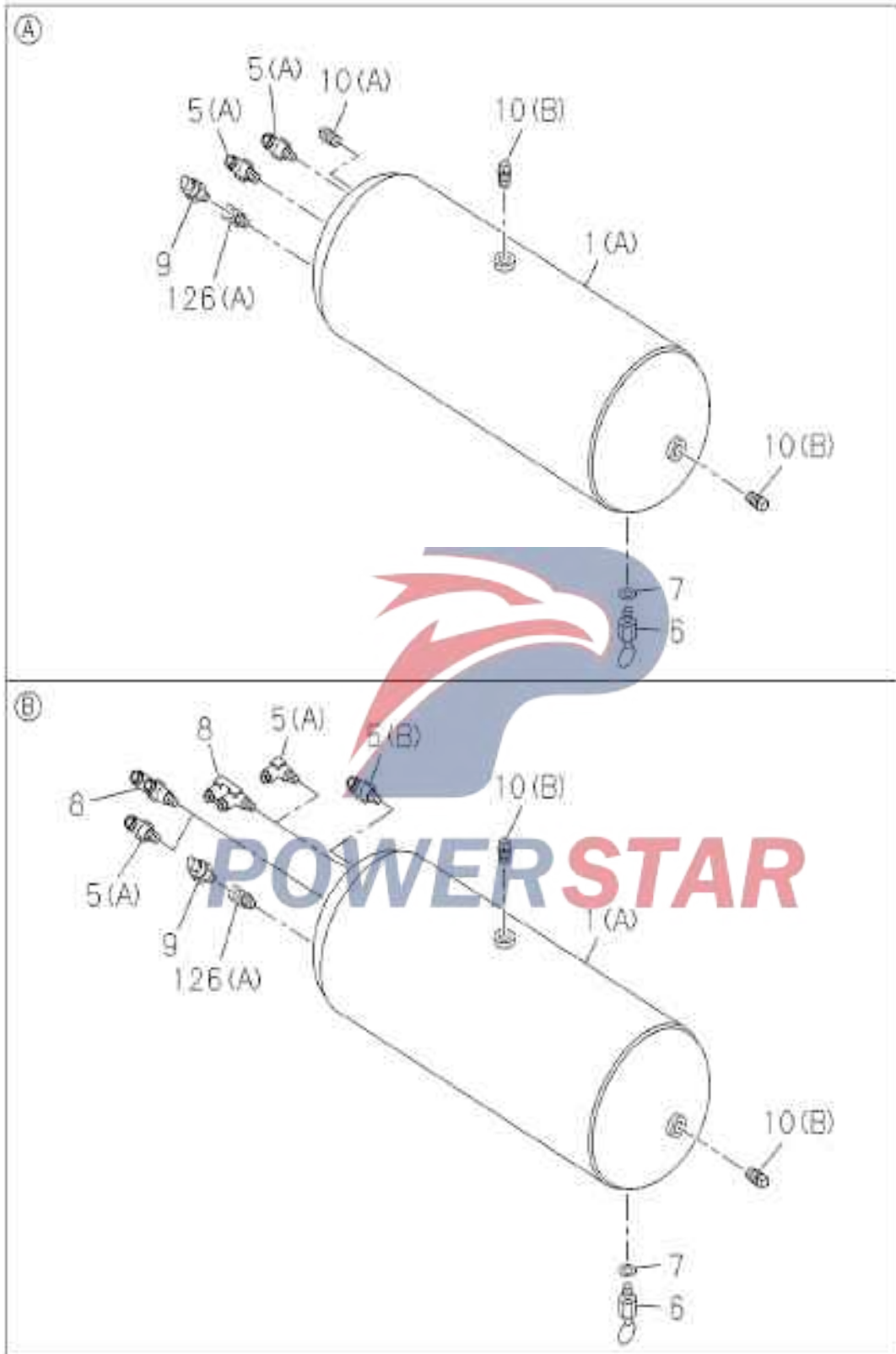
Figure No.



3-10		Brake pedal and control											
Figure No.													
Index No.	Recommended grade/part name										Date of application	I T C	
	Part No.	L R	Q t y .	Qingling part No.		EXR 6W 420 height	EXR 6W 460 height	EXR 6U 380High	EXZ 6U 380 height/refer	EXZ 6W 420 height			EXZ 6W 460 height
						A	B	C	D	E			F
332	Washer 0-9180-5512-0		2	3504019-D17YZ	Inner diameter=12	A	B	C	D	E	F	1704-	
334	Brake pipe 8-97433-235-0		1	8100721-D17YZ		A	B	C	D	E	F	1704-	
335	Clip 8-94478-875-0		1	8100722-D17YZ	Inner diameter=18.9	A	B	C	D	E	F	1704-	







3-20 Air tank

Figure No.

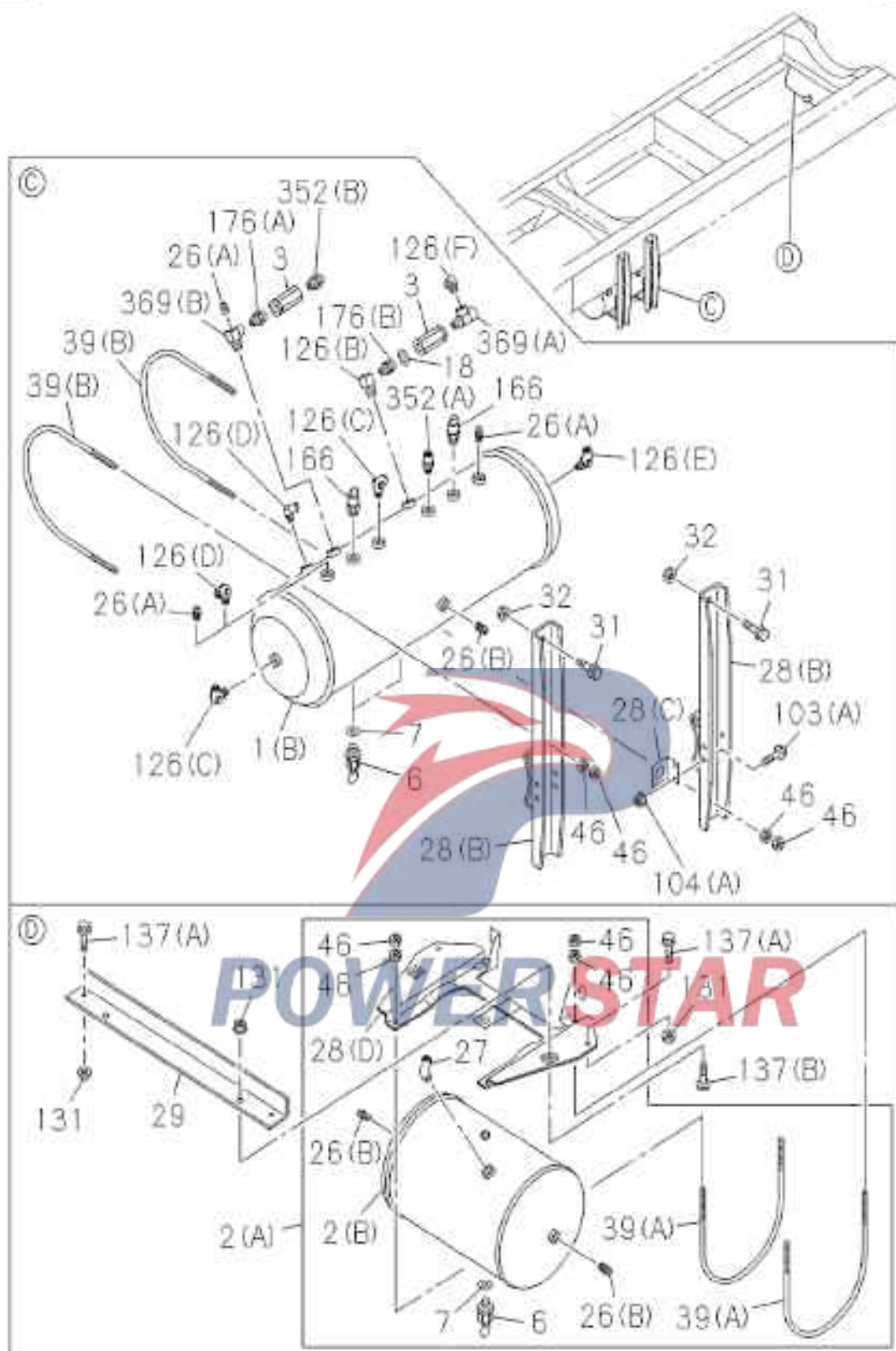
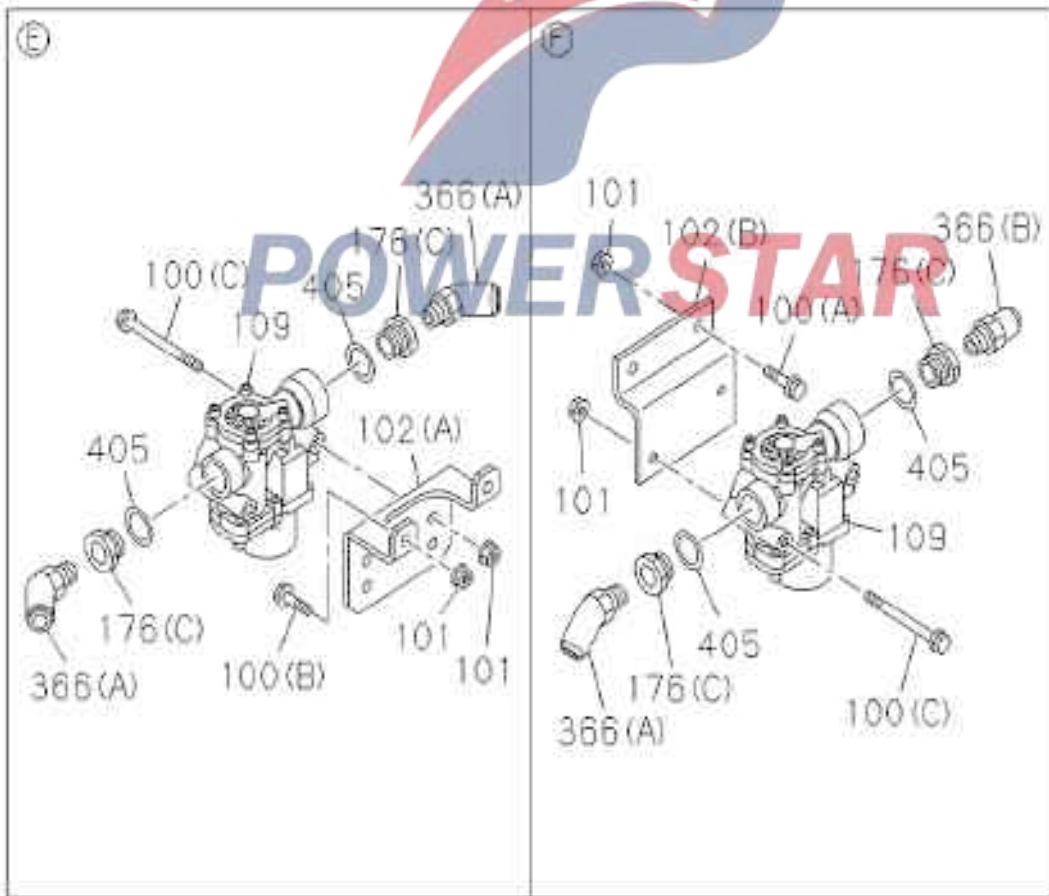
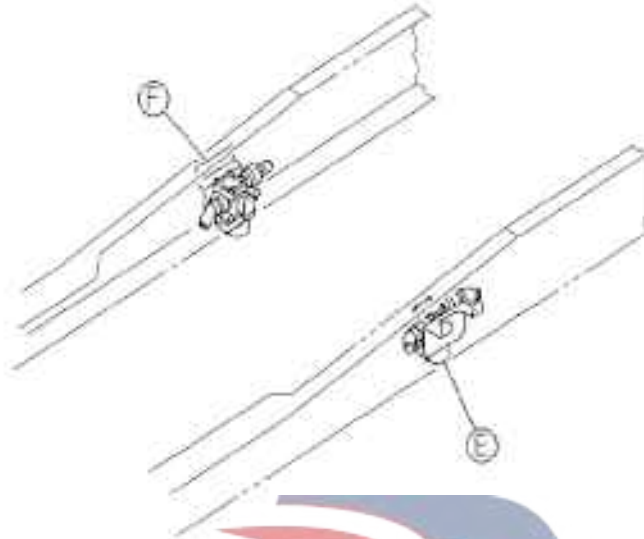
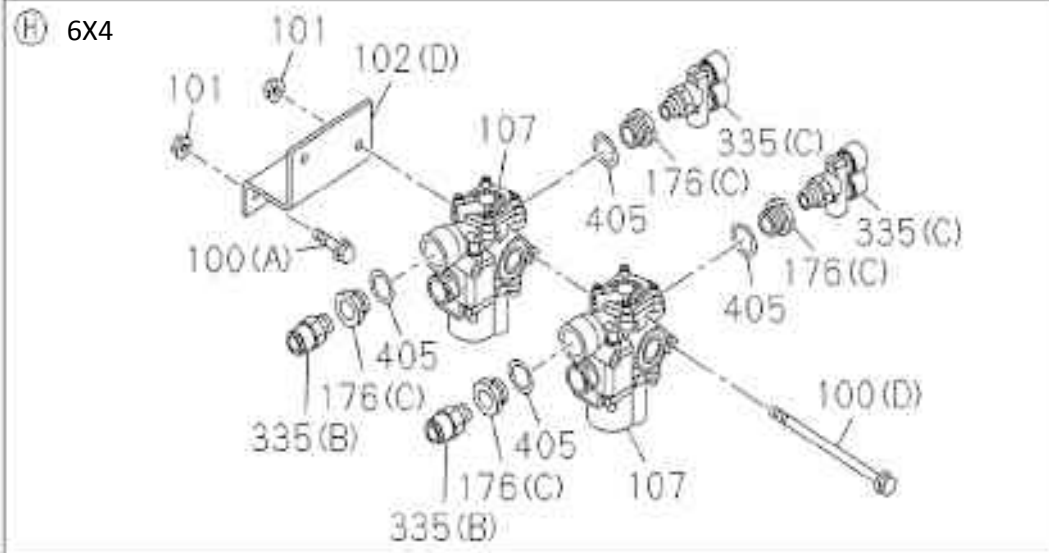
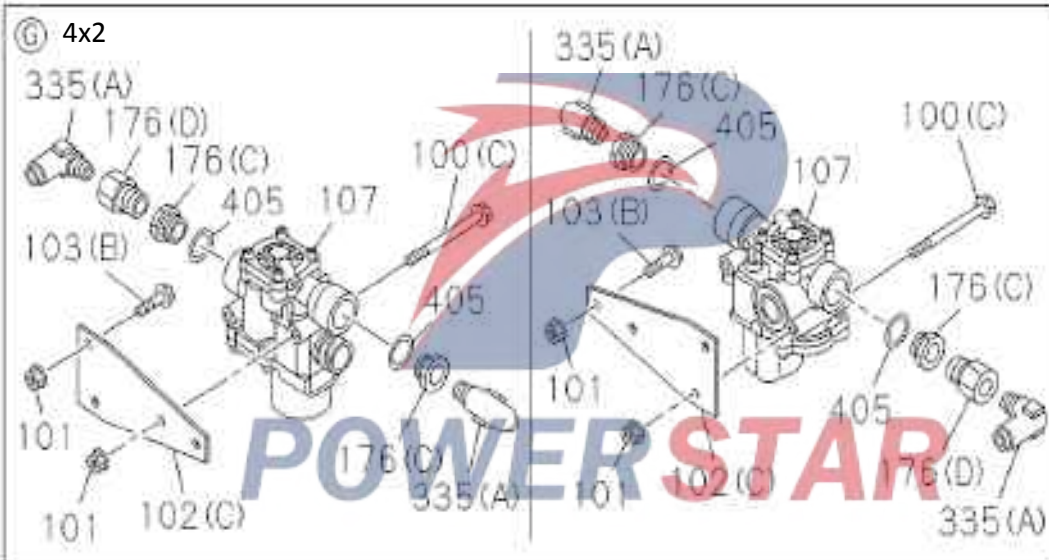
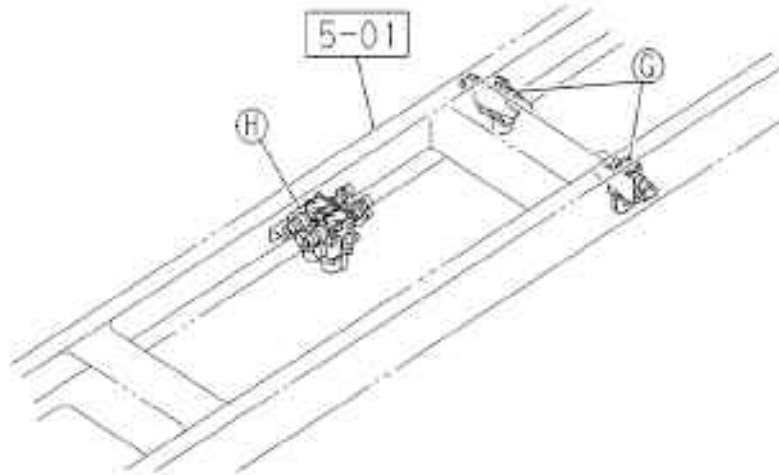
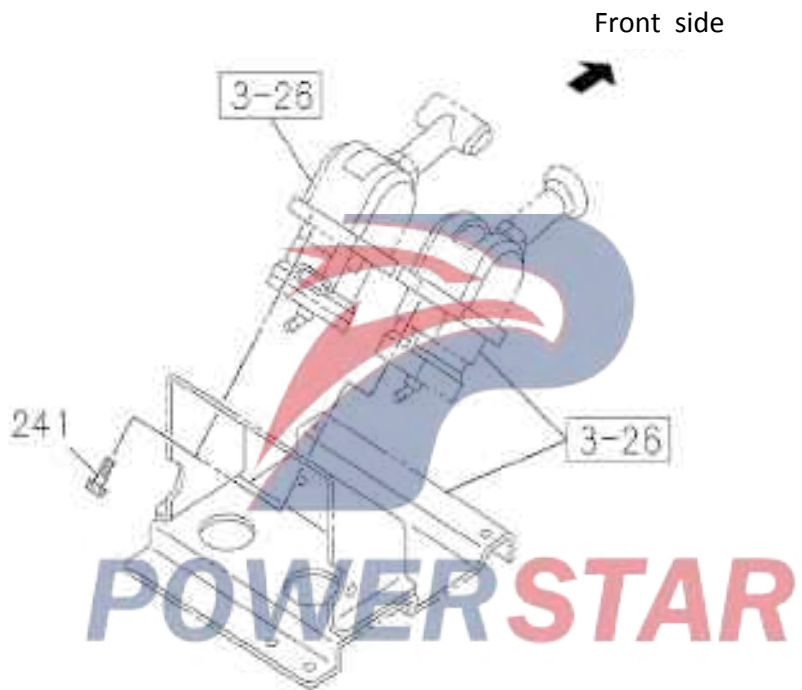


Figure No.







3-20		Air tank												
Figure No.														
Index No.	Recommended grade/part name										Date of application	I T C		
	Part No.	L R	Q t y .	Qingling part No.	Remarks	Model applied								
						EXR 6W 420 height	EXR 6W 460 height	EXR 6U 380 height	EXZ 6U 380 height/reference	EXZ 6W 420 height			EXZ 6W 460 height	
A	B	C	D	E	F									
1	Air tank assembly										1704-			
	8-97433-895-0		2	3513211-D17YZ	(A)Driver's right side, or the right side of the frame, two	A	B	C	D	E			F	1704-
	8-97433-896-0		1	3513050-D17YZ	(B)Driver's right side, or the left side of the frame	A	B	C	D	E	F	1704-		
2	Air tank assembly										1704-			
	8-97433-898-0		1	3513231-D17YZ	(B)6X46X4 driver's side, frame tail beam				D	E			F	1704-
	8-97434-050-0		1	3513230-D17YZ	(A)6X4				D	E	F	1704-		
3	One-way valve										1704-			
	8-97431-414-0		2	3515011-CEZ14		A	B	C	D	E	F	1704-		
5	Connector										1704-			
	8-97431-398-0		1	8100673-CYZ14	(B) DIN8 & R3/8 Elbow	A	B	C						1704-
	8-97431-398-0		1	8100673-CYZ14	(B) DIN8 & R3/8 Elbow				D	E			F	1704-
	8-97431-399-0		4	8100762-CYZ14	(A) DIN12 & R3/8 Elbow				D	E			F	1704-
	8-97431-399-0		2	8100762-CYZ14	(A) DIN12 & R3/8 Elbow	A	B	C				1704-		
6	Water drain valve										1704-			
	8-97431-413-0		2	3513071-CYZ14		A	B	C	D	E			F	1704-
	8-97431-413-0		2	3513071-CYZ14		A	B	C	D	E			F	1704-
	8-97431-413-0		1	3513071-CYZ14					D	E	F	1704-		
7	Sealing gasket										1704-			
	9-0957-1422-0		2	3506904-CEH24	Inner diameter=22.5	A	B	C	D	E			F	1704-
	9-0957-1422-0		2	3506904-CEH24	Inner diameter=22.5	A	B	C	D	E			F	1704-
	9-0957-1422-0		1	3506904-CEH24	Inner diameter=22.5				D	E	F	1704-		
8	Connector										1704-			
	8-97431-450-0		2	3513039-CYZ14	DIN12X2&PT3/8D/Elbow				D	E	F	1704-		
9	Low-pressure switch										1704-			
	8-97609-249-0		2	8100689-CYZ14	Stamp 5.5	A	B		D					1704-
	8-97609-249-0		2	8100689-CYZ14	Stamp 5.5			C		E	F	1704-		
10	Plug										1704-			
	9-0920-4517-0		1	3513113-117/C	(A) PT3/8	A	B	C	D	E			F	1704-
	9-9920-4513-0		4	3513115-150	(B) PT1/4	A	B	C	D	E	F	1704-		
18	Sealing washer										1704-			
	9-0957-1422-0		1	3506904-CEH24	Inner diameter=22.5	A	B	C	D	E	F	1704-		
26	Plug										1704-			
	9-0920-4517-0		1	3513113-117/C	(B) PT3/8	A	B	C	D	E			F	1704-
	9-0920-4517-0		2	3513113-117/C	(B) PT3/8				D	E			F	1704-
	9-9920-4513-0		2	3513115-150	(A) PT1/4			C		E			F	1704-
	9-9920-4513-0		3	3513115-150	(A) PT1/4	A	B		D			1704-		

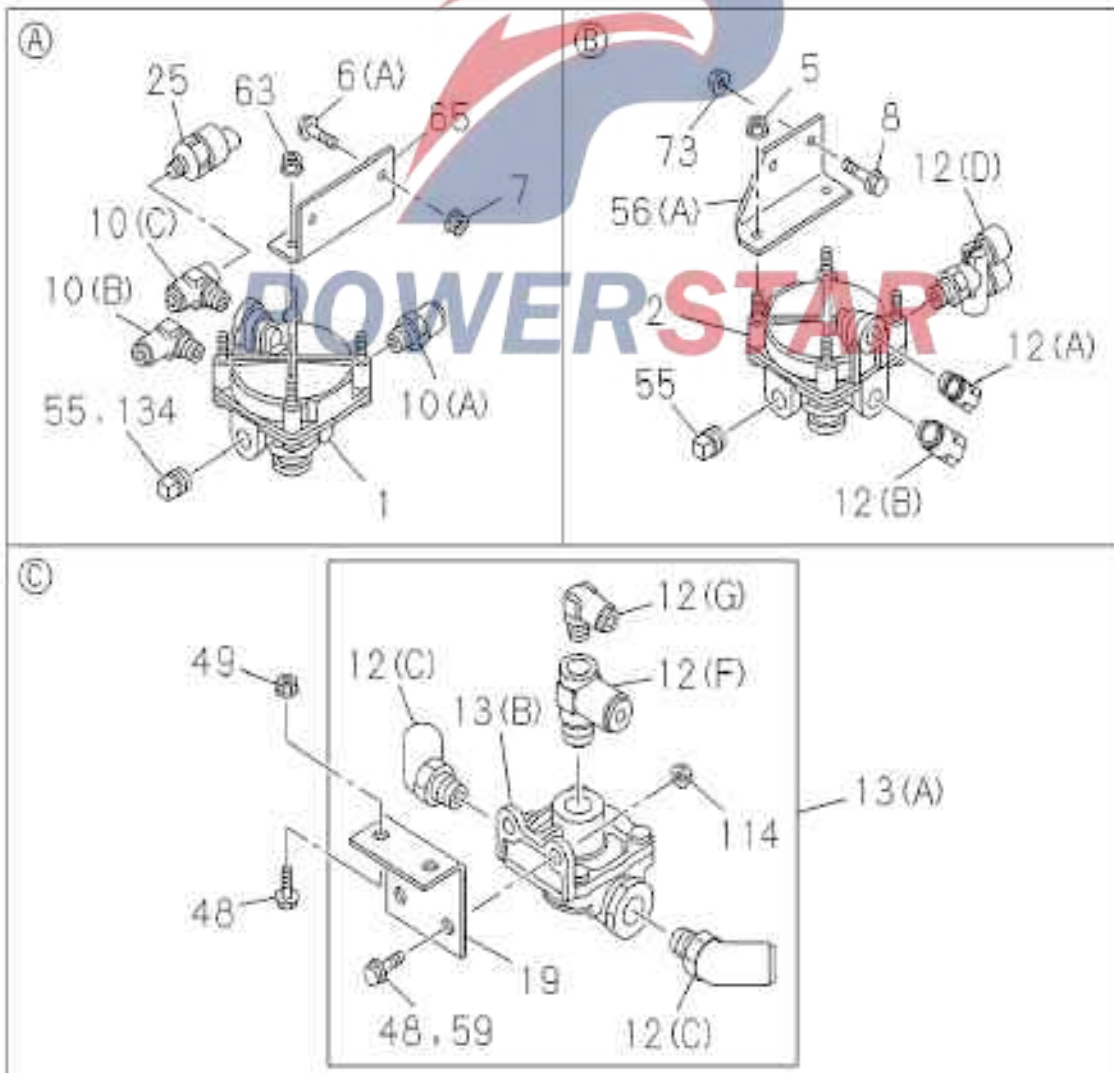
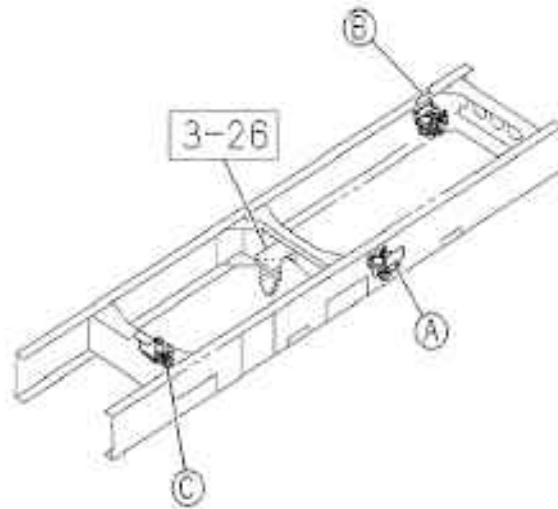
3-20		Air tank											
Figure No.													
Index No.	Recommended grade/part name										Date of appli	I T C	
	Part No.	L	Q t y .	Qingling part No.	Remarks	Model applied							
						EXR 6W 420 height	EXR 6W 460 height	EXR 6U 380 height	EXZ 6U 380 height/reference	EXZ 6W 420 height			EXZ 6W 460 height
A	B	C	D	E	F								
27	--- Connector 8-97433-777-0		1	3523223-D17YZ					D	E	F	1704-	
28	--- Support-air tank 8-97431-673-0		1	3549104-CYZ14	(C)	A	B	C	D	E	F	1704-	
	8-97434-039-0		1	3513216-D17YZ	(A)	A	B	C	D	E	F	1704-	
	8-97434-040-0		2	3549109-D17YZ	(B)	A	B	C	D	E	F	1704-	
	8-97434-042-0		1	3606323-D17YZ	(D)				D	E	F	1704-	
29	--- Support-air tank 8-97434-041-0		1	3513518-D17YZ					D	E	F	1704-	
31	--- Bolt 0-2865-1035-0		4	Q1841035(P=1.25)	M10X35 reel	A	B	C	D	E	F	1704-	
32	--- Nut 0-9118-0210-0		4	Q32010T13F2(P=1.25)	M10 reel	A	B	C	D	E	F	1704-	
39	--- U-shaped fixing screw 8-97431-691-0		2	3549106-CYZ14	(B)	A	B	C	D	E	F	1704-	
	8-97434-046-0		4	3513528-D17YZ	(A)	A	B	C	D	E	F	1704-	
	8-97434-046-0		2	3513528-D17YZ	(A)				D	E	F	1704-	
46	--- Nut 0-9111-0508-0		16	Q340B08	M8	A	B	C	D	E	F	1704-	
	0-9111-0508-0		8	Q340B08	M8	A	B	C	D	E	F	1704-	
	0-9111-0508-0		8	Q340B08	M8				D	E	F	1704-	
80	--- Bolt 0-2865-1035-0		4	Q1841035(P=1.25)	M10X35 reel	A	B	C	D	E	F	1704-	
100	--- Bolt 0-2805-0880-0		2	Q1840880	(C) M8X80 reel	A	B	C	D	E	F	1704-	
	0-2805-0880-0		2	Q1840880	(C) M8X80 reel	A	B	C	D	E	F	1704-	
	0-2805-0880-0		4	Q1840880	(C) M8X80 reel	A	B	C				1704-	
	0-2805-5814-0		2	Q1840814	(D) M8X140 reel				D	E	F	1704-	
	0-2865-0825-0		2	Q1840825	(A) M8X25 reel	A	B	C	D	E	F	1704-	
	0-2865-0825-0		2	Q1840825	(A) M8X25 reel				D	E	F	1704-	
	0-2865-0835-0		2	Q1840835	(B) M8X35 reel	A	B	C	D	E	F	1704-	
101	--- Nut 0-9118-0108-0		2	Q32008	M8 reel	A	B	C	D	E	F	1704-	
	0-9118-0108-0		2	Q32008	M8 reel	A	B	C	D	E	F	1704-	
	0-9118-0108-0		4	Q32008	M8 reel	A	B	C	D	E	F	1704-	
	0-9118-0108-0		2	Q32008	M8 reel				D	E	F	1704-	
	0-9118-0108-0		2	Q32008	M8 reel				D	E	F	1704-	
	0-9118-0108-0		4	Q32008	M8 reel	A	B	C				1704-	
	0-9118-0108-0		4	Q32008	M8 reel	A	B	C				1704-	

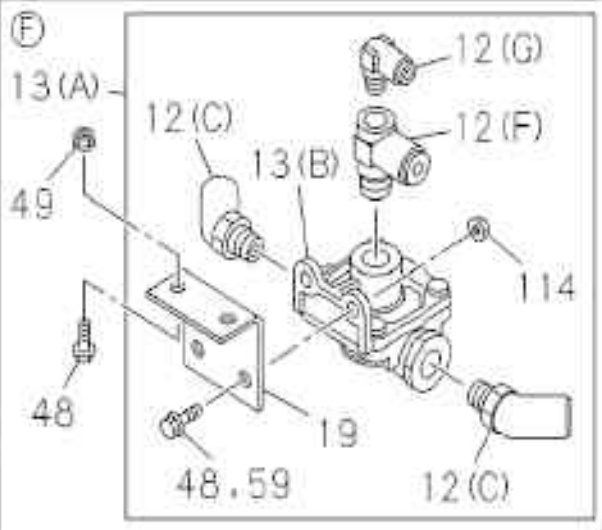
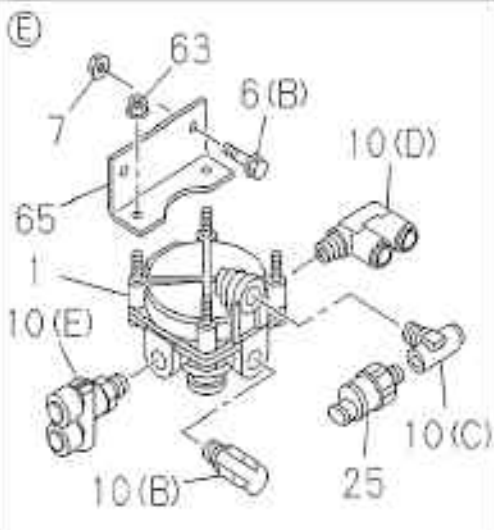
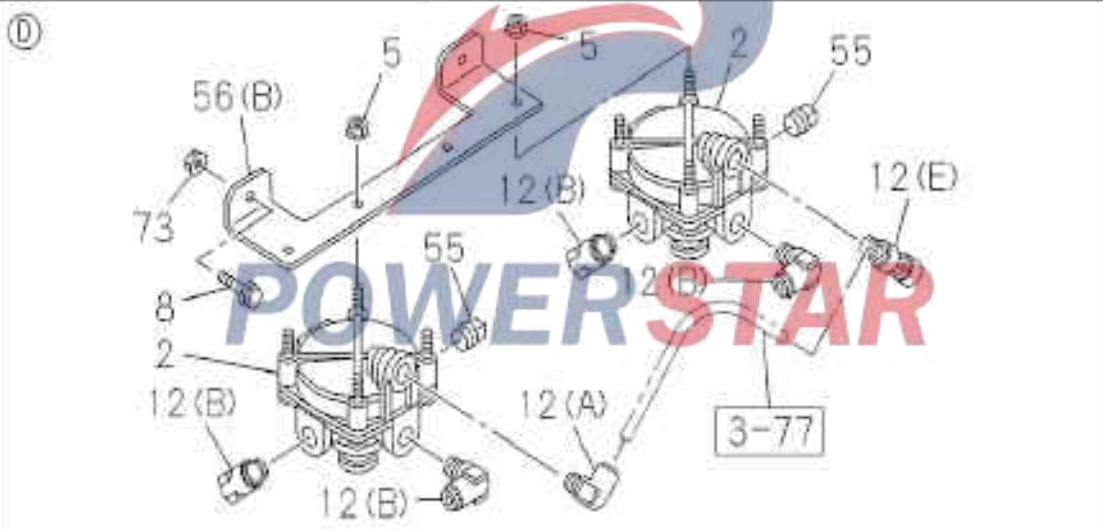
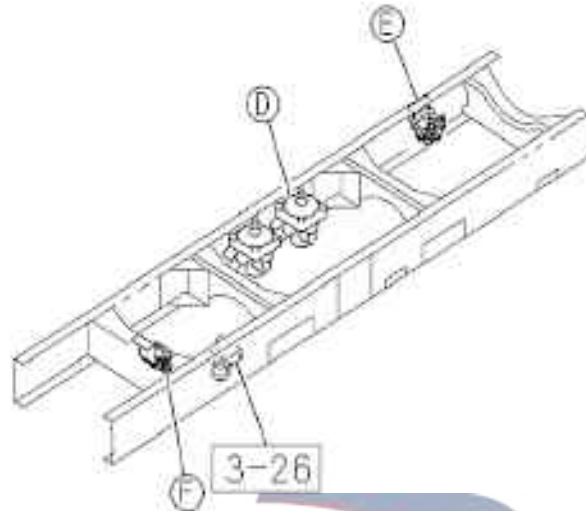
3-20		Air tank																			
Figure No.																					
Index No.	Recommended grade/part name										Date of application	I T C									
	Part No.	L	Q t y	Qingling part No.	Remarks	Model applied															
						EXR 6W 420High	EXR 6W 460 High	EXR 6U 380 High	EXZ 6U 380 height/refer	EXZ 6W 420 height			EXZ 6W 460 height								
A	B	C	D	E	F																
102	Support																				
	1-47478-304-0		2	3606325-D17YZ	(C)	A	B	C													1704-
	1-47479-635-0		1	3523222-D15EH	(A)	A	B	C	D	E	F										1704-
	8-97433-928-0		1	3523222-D17YZ	(B)	A	B	C	D	E	F										1704-
	8-97433-931-0		1	3523232-D17YZ	(D)				D	E	F										1704-
103	Bolt																				
	0-2865-0820-0		2	Q1840820	(A)	A	B	C	D	E	F										1704-
					M8X20 reel																
	0-2865-0825-0		4	Q1840825	(B)	A	B	C													1704-
					M8X25 reel																
104	Nut																				
	0-9118-0108-0		2	Q32008	(A)	A	B	C	D	E	F										1704-
					M8 reel																
	0-9118-0210-0		4	Q32010T13F2(P=1.25)	(B)	A	B	C	D	E	F										1704-
					M10 reel																
107	Adjuster																				
	8-97433-639-0		1	3523231-D17YZ		A	B	C													1704-
	8-97433-639-0		2	3523231-D17YZ					D	E	F										1704-
	8-97433-639-0		1	3523231-D17YZ		A	B	C													1704-
	8-97433-930-0		1	3523230-D17YZ		A	B	C													1704-
	8-97434-010-0		1	3523230-D15YR		A	B	C													1704-
	8-97434-011-0		1	3523240-D34EH		A	B	C													1704-
109	Adjuster																				
	8-97433-639-0		1	3523231-D17YZ		A	B	C	D	E	F										1704-
	8-97433-639-0		1	3523231-D17YZ		A	B	C	D	E	F										1704-
126	Connector																				
	1-09660-809-0		2	8100681-CYZ14	(A)				D	E	F										1704-
					PT1/4 & PT3/8 2 Direction																
	1-09661-303-0		1	3549116-CYZ14	(B)	A	B	C	D	E	F										1704-
					PT3/8 & PT3/8																
	8-97431-398-0		2	8100673-CYZ14	(C)	A	B	C	D	E	F										1704-
					DIN8 & R3/8 Elbow																
	8-97431-399-0		1	8100762-CYZ14	(E)	A	B	C	D	E	F										1704-
					DIN12 & R3/8 Elbow																
	8-97431-400-0		1	8100661-CYZ14	(F)	A	B	C	D	E	F										1704-
					DIN8 & R1/4 Elbow																
	8-97431-410-0		1	5002111-CYZ14	(D)	A	B		D												1704-
					DIN6 & R1/4 Elbow																
	8-97431-410-0		2	5002111-CYZ14	(D)			C		E	F										1704-
					DIN6 & R1/4 Elbow																
131	Nut																				
	0-9118-0210-0		6	Q32010T13F2(P=1.25)	M10 reel				D	E	F										1704-
137	Bolt																				
	0-2865-1030-0		4	Q1841030(P=1.25)	(A)				D	E	F										1704-
					M10X30 reel																
	0-2865-1035-0		2	Q1841035(P=1.25)	(B)				D	E	F										1704-
					M10X35 reel																

3-20		Air tank																			
Figure No.																					
Index No.	Recommended grade/part name										Date of application	I T C									
	Part No.	L R	Q t y .	Qingling part No.	Remarks	Model applied															
						EXR 6W 420 height	EXR 6W 460 height	EXR 6U 380High	EXZ 6U 380 height/refer	EXZ 6W 420 height			EXZ 6W 460 height								
A	B	C	D	E	F																
166	Low-pressure switch																				
	8-97609-249-0		2	8100689-CYZ14	Stamp 5.5	A	B	C	D	E	F	1704-									
176	Connector																				
	1-09650-494-1		2	3506903-CEH24	(C) IN PT3/8,OU M22	A	B	C	D	E	F	1704-									
	1-09650-494-1		2	3506903-CEH24	(C) IN PT3/8,OU M22	A	B	C	D	E	F	1704-									
	1-09650-494-1		2	3506903-CEH24	(C) IN PT3/8,OU M22	A	B	C				1704-									
	1-09650-494-1		4	3506903-CEH24	(C) IN PT3/8,OU M22				D	E	F	1704-									
	1-09650-494-1		2	3506903-CEH24	(C) IN PT3/8,OU M22	A	B	C				1704-									
	1-09664-210-0		1	3523214-D17YZ	(D) PT3/8X2 straight	A	B	C				1704-									
	1-09664-210-0		1	3523214-D17YZ	(D) PT3/8X2 straight	A	B	C				1704-									
	8-97431-462-0		1	3515016-CEZ14	(A)	A	B	C	D	E	F	1704-									
	8-97431-692-0		1	3549107-CYZ14	(B)	A	B	C	D	E	F	1704-									
241	Bolt																				
	0-5200-0616-0		4	Q1460616T21	M6X16	A	B	C	D	E	F	1704-									
335	Connector																				
	8-97431-397-0		2	8100677-CYZ14	(B) DIN12 & R3/8 Straight				D	E	F	1704-									
	8-97431-399-0		2	8100762-CYZ14	(A) DIN12 & R3/8 Elbow	A	B	C				1704-									
	8-97431-399-0		2	8100762-CYZ14	(A) DIN12 & R3/8 Elbow	A	B	C				1704-									
	8-97433-897-0		2	3518046-D17YZ	(C)				D	E	F	1704-									
352	Connector																				
	8-97431-397-0		1	8100677-CYZ14	(A) DIN12 & R3/8STRAIGHT	A	B	C	D	E	F	1704-									
	8-97433-778-0		1	3506422-D17YZ	(B)	A	B	C	D	E	F	1704-									
366	Connector																				
	8-97431-397-0		1	8100677-CYZ14	(B) DIN12 & R3/8STRAIGHT	A	B	C	D	E	F	1704-									
	8-97433-777-0		2	3523223-D17YZ	(A)	A	B	C	D	E	F	1704-									
	8-97433-777-0		1	3523223-D17YZ	(A)	A	B	C	D	E	F	1704-									
369	Connector																				
	8-97433-771-0		1	3506423-D17YZ	(A)	A	B	C	D	E	F	1704-									
	8-98181-830-0		1	3506181-D17YZ	(B) R3/8 & RC1/4 & RC3/8	A	B	C	D	E	F	1704-									

Index No.	Recommended grade/part name				Model applied						1704-	I T C	
	Part No.	L R	Q t y .	Qingling part No.	Remarks	EXR 6W 420 High	EXR 6W 460High	EXR 6U 380High	EXZ 6U 380 height/refer	EXZ 6W 420 height			EXZ 6W 460 height
						A	B	C	D	E			F
405	--- Gasket												
	9-0957-1422-0		2	3506904-CEH24	Inner diameter=22.5	A	B	C	D	E	F	1704-	
	9-0957-1422-0		2	3506904-CEH24	Inner diameter=22.5	A	B	C	D	E	F	1704-	
	9-0957-1422-0		2	3506904-CEH24	Inner diameter=22.5	A	B	C				1704-	
	9-0957-1422-0		4	3506904-CEH24	Inner diameter=22.5				D	E	F	1704-	
	9-0957-1422-0		2	3506904-CEH24	Inner diameter=22.5	A	B	C				1704-	







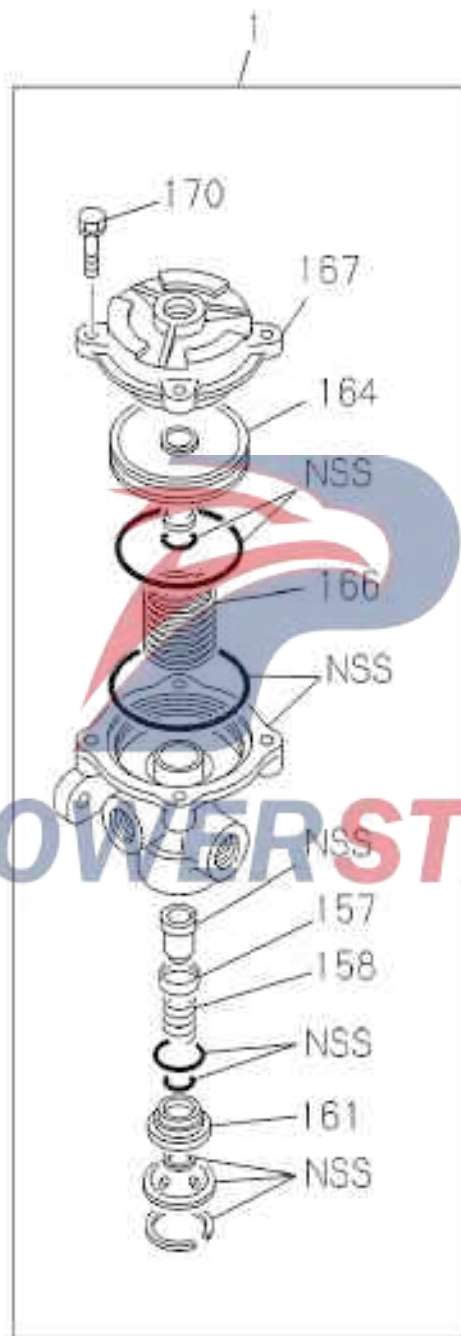
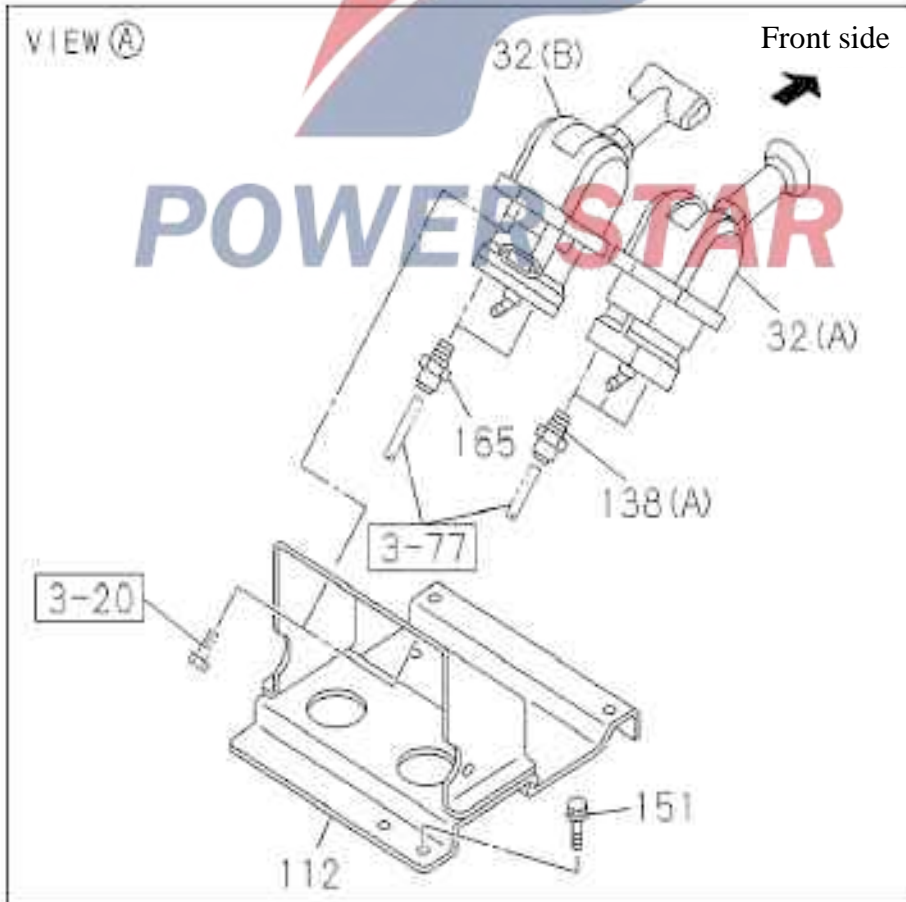
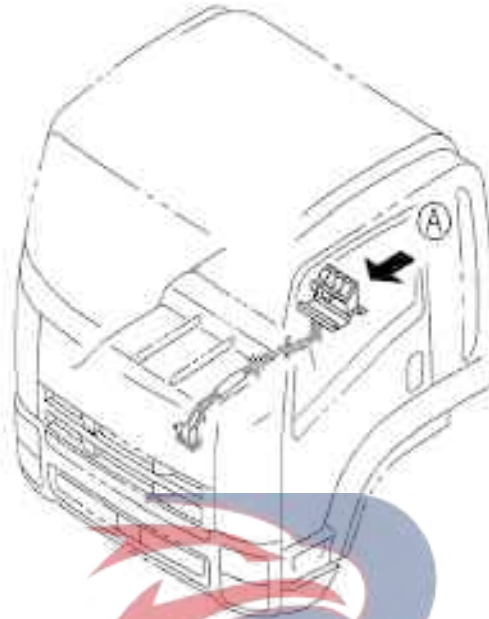


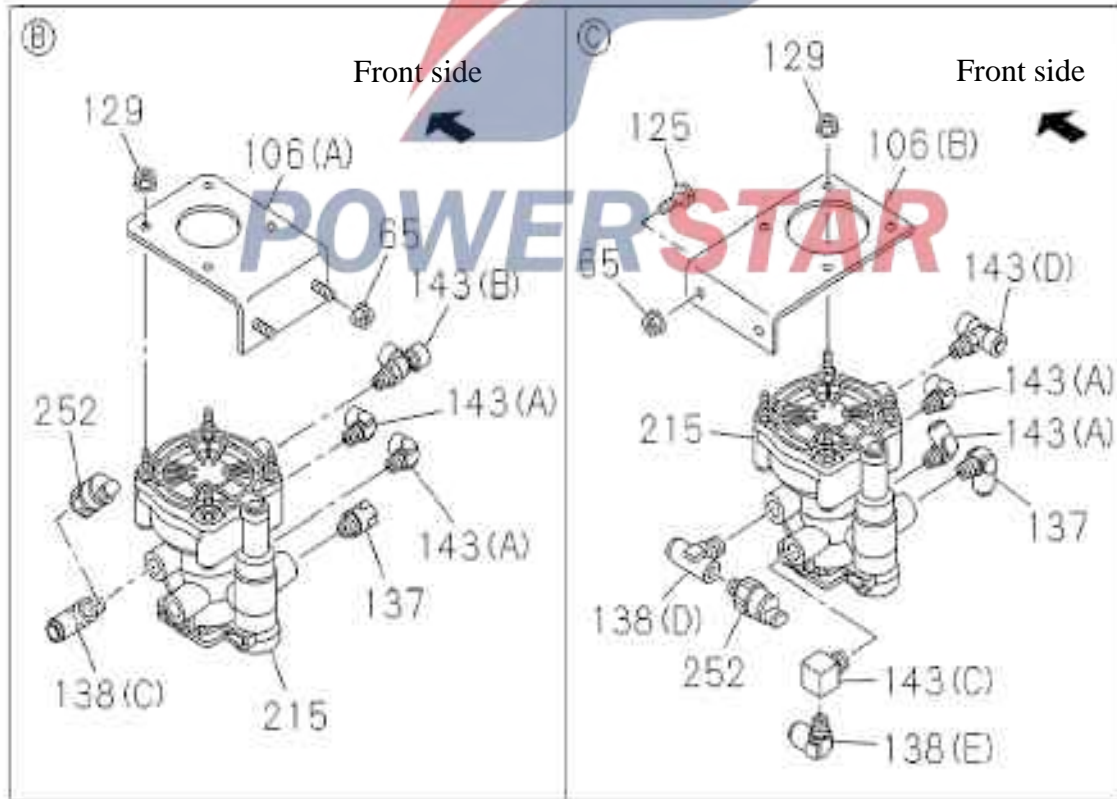
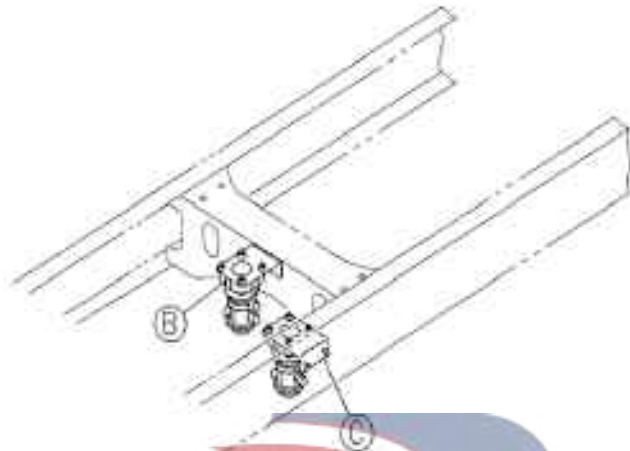
Figure No.

Index No.	Recommended grade/part name					Model applied						Date of application	I T C
	Part No.	L R	Q t y .	Qingling part No.		EXR 6W 420High	EXR 6W 460High	EXR 6U 380 height	EXZ 6U 380 height/reference	EXZ 6W 420 height	EXZ 6W 460 height		
						A	B	C	D	E	F		
1 ---	Relay valve 8-97431-416-0		1	3518021-CYZ14		A	B	C	D	E	F	1704-	
2 ---	Relay valve assembly 8-97431-416-0		1	3518021-CYZ14		A	B	C				1704-	
	8-97431-416-0		2	3518021-CYZ14					D	E	F	1704-	
5 ---	Nut 0-9118-0108-0		2	Q32008	M8 reel	A	B	C				1704-	
	0-9118-0108-0		4	Q32008	M8 reel				D	E	F	1704-	
6 ---	Bolt 0-2865-0825-0		2	Q1840825	(B) M8X25 reel				D	E	F	1704-	
	0-2865-0825-0		2	Q1840825	(B) M8X25 reel	A	B	C	D	E	F	1704-	
	0-2865-0830-0		2	Q1840830	(A) M8X30 reel	A	B	C				1704-	
7 ---	Nut 0-9118-0108-0		2	Q32008	M8 reel	A	B	C	D	E	F	1704-	
8 ---	Bolt 0-2865-0825-0		2	Q1840825	M8X25 reel	A	B	C	D	E	F	1704-	
10 ---	Quick change adapter 8-97431-397-0		1	8100677-CYZ14	(A) DIN12 & R3/8 Straight	A	B	C				1704-	
	8-97431-399-0		1	8100762-CYZ14	(B) DIN12 & R3/8 Elbow	A	B	C				1704-	
	8-97431-399-0		1	8100762-CYZ14	(B) DIN12 & R3/8 Elbow				D	E	F	1704-	
	8-97431-450-0		1	3513039-CYZ14	(D) DIN12X2&PT3/8D/Elbow				D	E	F	1704-	
	8-97431-453-0		1	3518046-CEZ14	(C)	A	B	C	D	E	F	1704-	
	8-97433-897-0		1	3518046-D17YZ	(E)				D	E	F	1704-	
12 ---	Connector 8-97431-398-0		1	8100673-CYZ14	(A) DIN8 & R3/8 Elbow	A	B	C	D	E	F	1704-	
	8-97431-399-0		1	8100762-CYZ14	(B) DIN12 & R3/8 Elbow	A	B	C				1704-	
	8-97431-399-0		2	8100762-CYZ14	(B) DIN12 & R3/8 Elbow				D	E	F	1704-	
	8-97431-399-0		2	8100762-CYZ14	(B) DIN12 & R3/8 Elbow				D	E	F	1704-	
	8-97431-400-0		1	8100661-CYZ14	(G) DIN8 & R1/4 Elbow	A	B	C	D	E	F	1704-	
	8-97433-768-0		1	3549102-D17YZ	(E)				D	E	F	1704-	
	8-97433-770-0		1	8100661-D17YZ	(F)	A	B	C	D	E	F	1704-	
	8-97433-777-0		2	3523223-D17YZ	(C)	A	B	C	D	E	F	1704-	
	8-97433-897-0		1	3518046-D17YZ	(D)	A	B	C				1704-	

Figure No.

Index No.	Recommended grade/part name					Model applied						Date of application	I T C	
	Part No.	L R	Q t y .	Qingling part No.	Remarks	EXR 6W 420 height	EXR 6W 460 height	EXR 6U 380 height	EXZ 6U 380 height/reference	EXZ 6W 420 height	EXZ 6W 460 height			
						A	B	C	D	E	F			
13	--- Quick release valve assembly													
	8-97431-415-0		1	3516015-CYZ14B	(B)	A	B	C	D	E	F	1704-		
	8-97433-923-0		1	3516310-D17YZ	(A)	A	B	C	D	E	F	1704-		
19	--- Support													
	8-97433-922-0		1	3516217-D17YZ		A	B	C	D	E	F	1704-		
25	--- Pressure switch													
	8-98010-856-2		1	8100713-CYZ14	Stamp 2.0	A	B	C	D	E	F	1704-		
48	--- Bolt													
	0-2865-0825-0		2	Q1840825	M8X25 reel	A	B	C	D	E	F	1704-		
49	--- Nut													
	0-9118-0108-0		2	Q32008	M8 reel	A	B	C	D	E	F	1704-		
55	--- Plug													
	9-0920-4517-0		2	3513113-117/C	PT3/8	A	B	C	D	E	F	1704-		
56	--- Support													
	8-97433-919-0		1	3518039-D15YR	(A)	A	B	C				1704-		
	8-97433-921-0		1	3606322-D17YZ	(B)				D	E	F	1704-		
63	--- Nut													
	0-9118-0108-0		2	Q32008	M8 reel	A	B	C	D	E	F	1704-		
65	--- Support													
	8-97431-478-0		1	3518039-CYZ14		A	B	C	D	E	F	1704-		
73	--- Nut													
	0-9118-0108-0		2	Q32008	M8 reel	A	B	C	D	E	F	1704-		
114	--- Bolt													
	0-9118-0108-0		2	Q32008	M8 reel	A	B	C	D	E	F	1704-		
157	--- Valve retainer													
	TBD		1			A	B	C	D	E	F	1704-		
158	--- Air valve spring													
	TBD		1			A	B	C	D	E	F	1704-		
161	--- Air valve duct													
	TBD		1			A	B	C	D	E	F	1704-		
164	--- Relay valve piston													
	TBD		1			A	B	C	D	E	F	1704-		
166	--- Piston spring													
	TBD		1			A	B	C	D	E	F	1704-		
167	--- Valve cover													
	TBD		1			A	B	C	D	E	F	1704-		
170	--- Screws connecting cover plates and vehicle body													
	TBD		4			A	B	C	D	E	F	1704-		





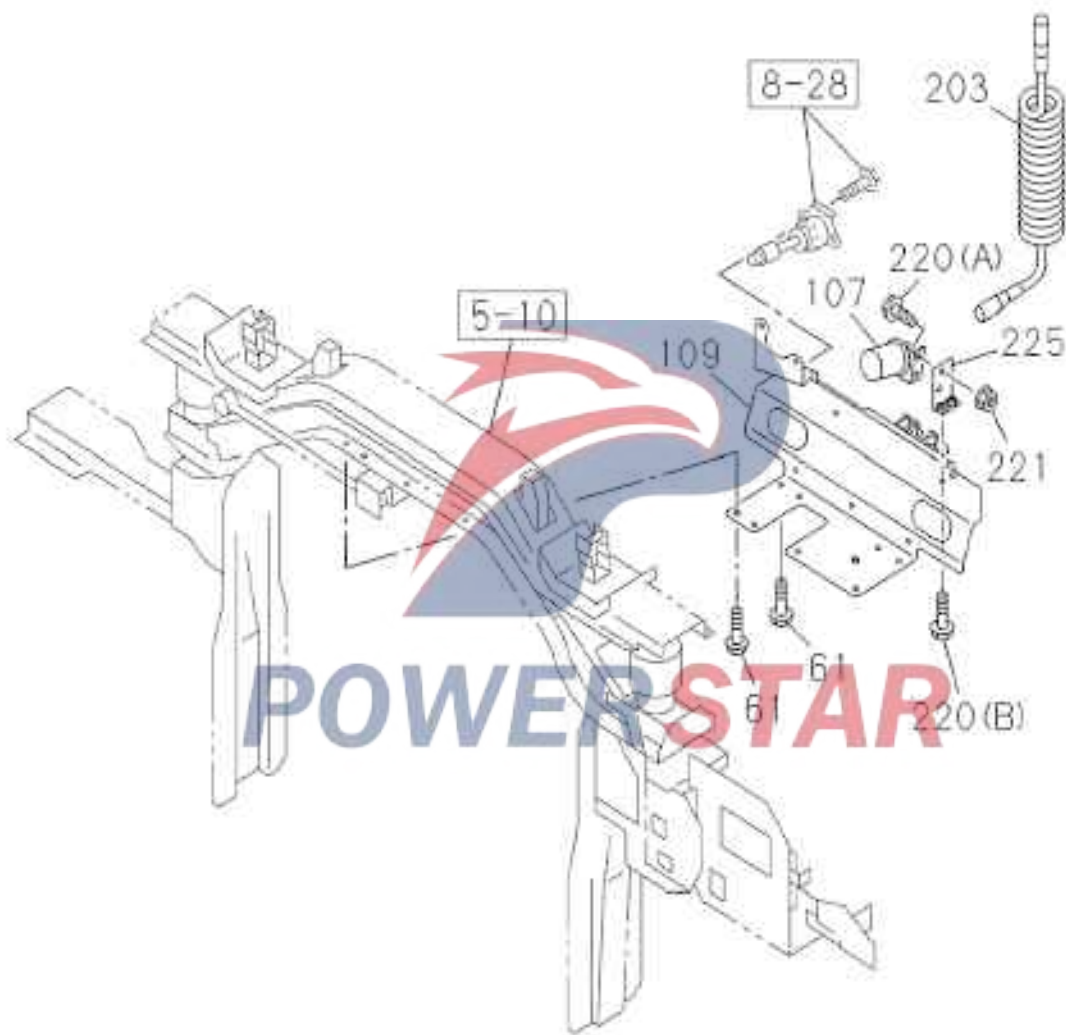
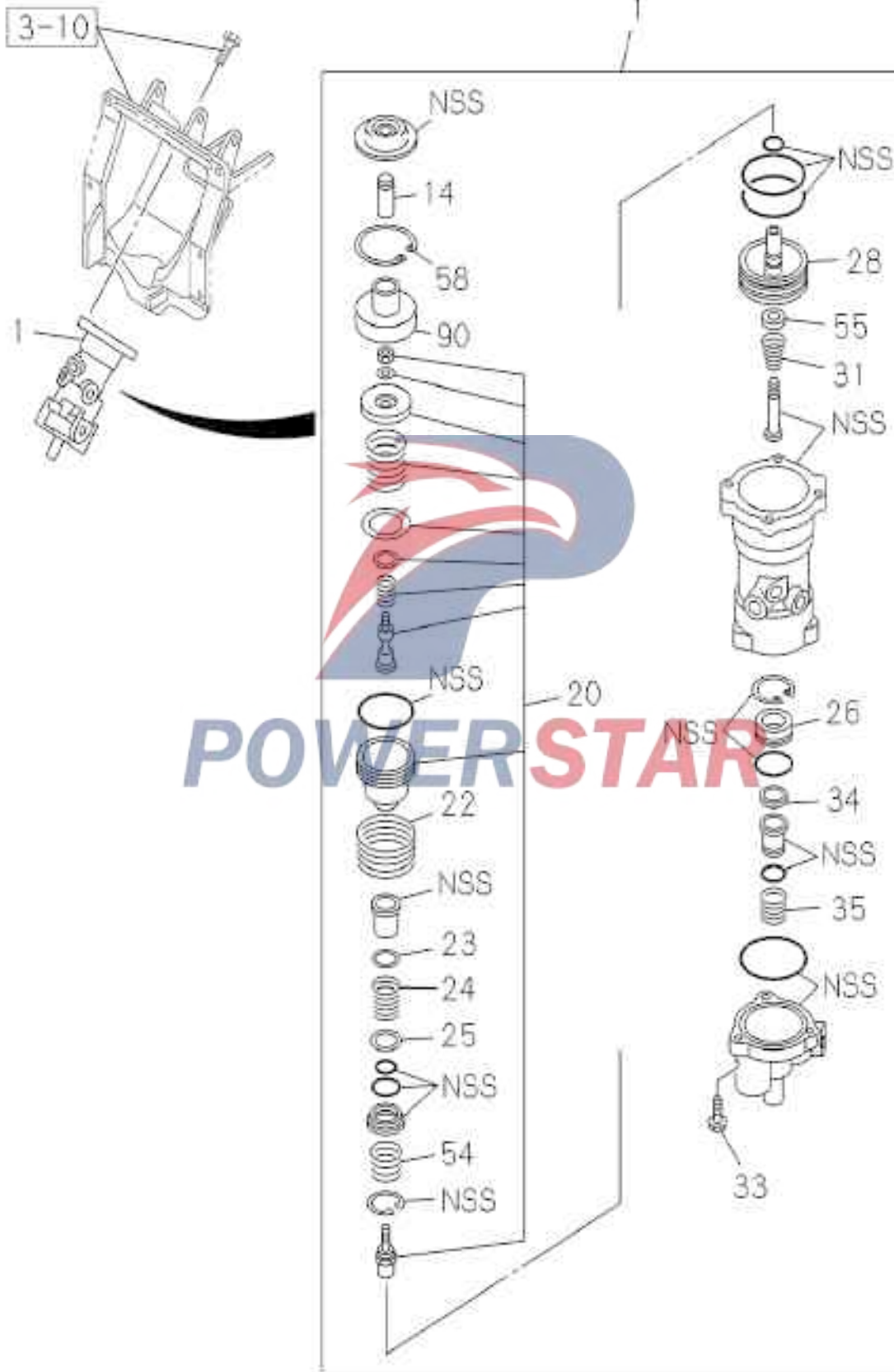


Figure No.

Index No.	Recommended grade/part name					Model applied						Date of application	I T C	
	Part No.	L R	Q t y .	Qingling part No.		EXR 6W 420High	EXR 6W 460High	EXR 6U 380 height	EXZ 6U 380 height/reference	EXZ 6W 420 height	EXZ 6W 460 height			
						A	B	C	D	E	F			
32	--- Valve assembly--parking braking													
	8-97431-187-0		1	8100750-CYZ14	(A)	A	B	C	D	E	F	1704-		
	8-97431-188-0		1	8100740-CYZ14	(B)	A	B	C	D	E	F	1704-		
61	--- Bolt													
	0-2805-1025-0		8	Q1841025(P=1.25)	M10X25 reel	A	B	C	D	E	F	1704-		
65	--- Nut													
	0-9118-0108-0		2	Q32008	M8 reel	A	B	C	D	E	F	1704-		
106	--- Support-trailer valve													
	8-97431-674-0		1	3549105-CYZ14	(B)				D	E	F	1704-		
	8-97618-638-0		1	3606324-D17YZ	(A)	A	B	C				1704-		
107	--- Hook assembly													
	1-57550-022-2		1	2806010-CYZ14		A	B	C	D	E	F	1704-		
109	--- Support													
	8-97434-045-0		1	2806024-D17YZ		A	B	C	D	E	F	1704-		
112	--- Support assembly--parking brake valve													
	8-97430-080-0		1	8100760-CYZ14		A	B	C	D	E	F	1704-		
125	--- Bolt													
	0-2865-0825-0		2	Q1840825	M8X25 reel				D	E	F	1704-		
129	--- Nut													
	0-9118-0108-0		4	Q32008	M8 reel	A	B	C	D	E	F	1704-		
137	--- Connector													
	8-97431-399-0		1	8100762-CYZ14	DIN12 & R3/8 Elbow	A	B	C	D	E	F	1704-		
138	--- Connector													
	8-97431-397-0		1	8100677-CYZ14	(B) DIN12 & R3/8Straight	A	B	C				1704-		
	8-97431-399-0		1	8100762-CYZ14	(E) DIN12 & R3/8 Elbow				D	E	F	1704-		
	8-97431-401-0		3	8100786-CYZ14	(A) DIN8 R1/4 Straight	A	B	C	D	E	F	1704-		
	8-97431-669-0		1	3549101-CYZ14	(D)				D	E	F	1704-		
	8-97433-771-0		1	3506423-D17YZ	(C)	A	B	C				1704-		
143	--- Connector													
	1-09661-303-0		1	3549116-CYZ14	(C) PT3/8 & PT3/8				D	E	F	1704-		
	8-97431-398-0		2	8100673-CYZ14	(A) DIN8 & R3/8 Elbow	A	B	C	D	E	F	1704-		
	8-97433-768-0		1	3549102-D17YZ	(D)				D	E	F	1704-		
	8-97433-769-0		2	8100673-D17YZ	(B)	A	B	C				1704-		
151	--- Bolt													
	0-5200-0616-0		4	Q1460616T21	M6X16	A	B	C	D	E	F	1704-		
165	--- Connector													
	8-97431-401-0		2	8100786-CYZ14	DIN8 R1/4 Straight	A	B	C	D	E	F	1704-		

3-26		Trailer control																		
Figure No.																				
Index No.	Recommended grade/part name										Date of application	I T C								
	Part No.	L R	Q t y .	Qingling part No.	Remarks	Model applied														
						EXR 6W 420High	EXR 6W 460High	EXR 6U 380 height	EXZ 6U 380 height/reference	EXZ 6W 420 height			EXZ 6W 460 height							
A	B	C	D	E	F															
203	--- Jumper wire																			
	8-97433-762-0		1	3802060-D15YR		A	B	C												1704-
	8-97433-763-0		1	3802060-D17YZ					D	E	F									1704-
215	--- Trailer valve																			
	8-97431-420-0		1	3922020-CYZ14		A	B	C	D	E	F									1704-
220	--- Bolt																			
	0-2865-0616-0		2	Q1840616	(A) M6X16 reel	A	B	C	D	E	F									1704-
	0-2865-0825-0		2	Q1840825	(B) M8X25 reel	A	B	C	D	E	F									1704-
221	--- Nut																			
	0-9118-0106-0		2	Q32006	M6 reel	A	B	C	D	E	F									1704-
225	--- Support																			
	1-82698-002-0		1	2806025-CYZ14		A	B	C	D	E	F									1704-
252	--- Switch-air pressure																			
	8-98010-857-0		1	8100659-CYZ14	Stamp 0.3	A	B	C	D	E	F									1704-





3-34		Air brake valve											
Figure No.													
Index No.	Recommended grade/part name										Date of application	I T C	
	Part No.	L R	Q t y .	Qingling part No.	Remarks	Model applied							
						EXR 6W 420 High	EXR 6W 460 High	EXR 6U 380 High	EXZ 6U 380 height/reference	EXZ 6W 420 height			EXZ 6W 460 height
A	B	C	D	E	F								
1	Valve assembly 8-98222-788-0		1	3504011-D17YZ		A	B	C	D	E	F	1704-	
14	Brake valve plug TBD		1			A	B	C	D	E	F	1704-	
20	Brake valve's upper piston TBD		1			A	B	C	D	E	F	1704-	
22	Brake valve's lower piston spring TBD		1			A	B	C	D	E	F	1704-	
23	Brake valve's upper washer TBD		1			A	B	C	D	E	F	1704-	
24	Brake valve's upper spring TBD		1			A	B	C	D	E	F	1704-	
25	Brake valve piston washer TBD		1			A	B	C	D	E	F	1704-	
26	Brake valve retainer TBD		1			A	B	C	D	E	F	1704-	
28	Lower brake valve piston TBD		1			A	B	C	D	E	F	1704-	
31	Brake valve spring TBD		1			A	B	C	D	E	F	1704-	
33	Brake valve body bolt TBD		3			A	B	C	D	E	F	1704-	
34	Brake valve retainer TBD		1			A	B	C	D	E	F	1704-	
35	Brake valve spring TBD		1			A	B	C	D	E	F	1704-	
54	Brake valve's upper piston spring TBD		1			A	B	C	D	E	F	1704-	
55	Brake valve plate retainer TBD		1			A	B	C	D	E	F	1704-	
58	Brake valve air bleed snap ring TBD		1			A	B	C	D	E	F	1704-	
90	Plunger guide part TBD		1			A	B	C	D	E	F	1704-	

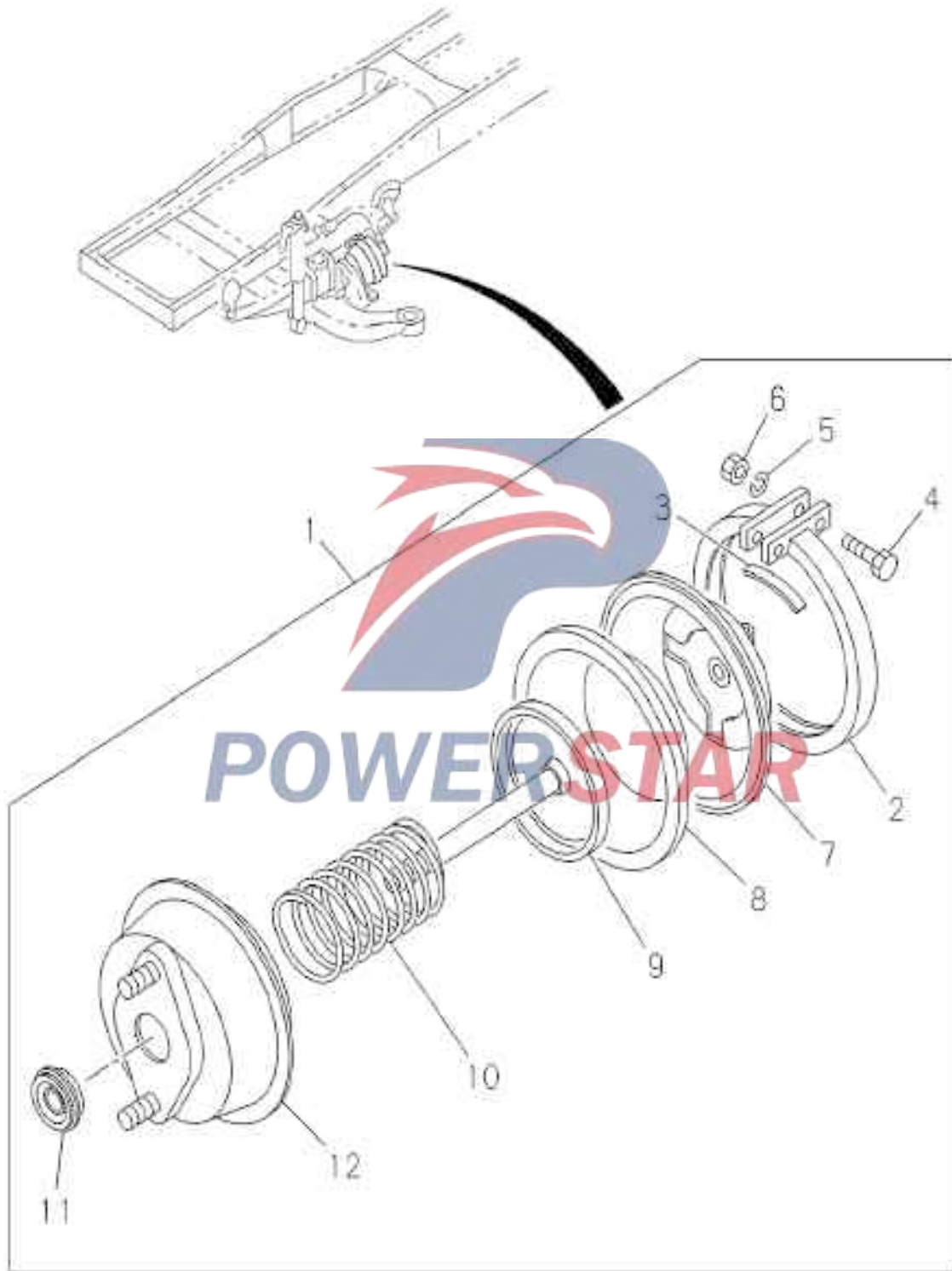
Left rear secondary brake shoe(rear axle)
Left front secondary brake shoe (middle axle)
Right leading shoe(rear axle)

Left leading shoe(rear axle)



T=16 intermediate axle's rear brake shoe
T=16 intermediate axle's rear brake shoe

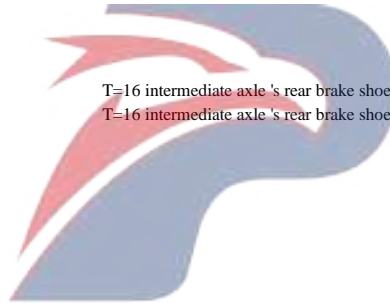
POWERSTAR



3-40		Front brake booster chamber													
Figure No.															
Index No.	Recommended grade/part name										Date of application	I T C			
	Part No.	L	Q	t	y	Qingling part No.	Remarks	Model applied							
								EXR 6W 420 High	EXR 6W 460 High	EXR 6U 380 High			EXZ 6U 380 height/reference	EXZ 6W 420 height	EXZ 6W 460 height
A	B	C	D	E	F										
1	Front brake chamber assembly 1-48250-524-0		2			3201300-117/C		A	B	C	D	E	F	1704-	
2	Spring chamber clamp ring TBD		1					A	B	C	D	E	F	1704-	
3	Diaphragm retainer TBD		1					A	B	C	D	E	F	1704-	
4	Clamp ring nut TBD		2					A	B	C	D	E	F	1704-	
5	Washer TBD		2			Inner diameter=10.2		A	B	C	D	E	F	1704-	
6	Nut TBD		2			M10		A	B	C	D	E	F	1704-	
7	Upper spring chamber cover assembly TBD		1					A	B	C	D	E	F	1704-	
8	Spring chamber diaphragm TBD		1					A	B	C	D	E	F	1704-	
9	Piston of spring air chamber TBD		1					A	B	C	D	E	F	1704-	
10	Spring air chamber piston spring TBD		1					A	B	C	D	E	F	1704-	
11	Seal TBD		1					A	B	C	D	E	F	1704-	
12	Lower spring chamber cover assembly TBD		1					A	B	C	D	E	F	1704-	

Left rear secondary brake shoe(rear axle)
Left front secondary brake shoe (middle axle)
Right leading shoe(rear axle)

Left leading shoe(rear axle)

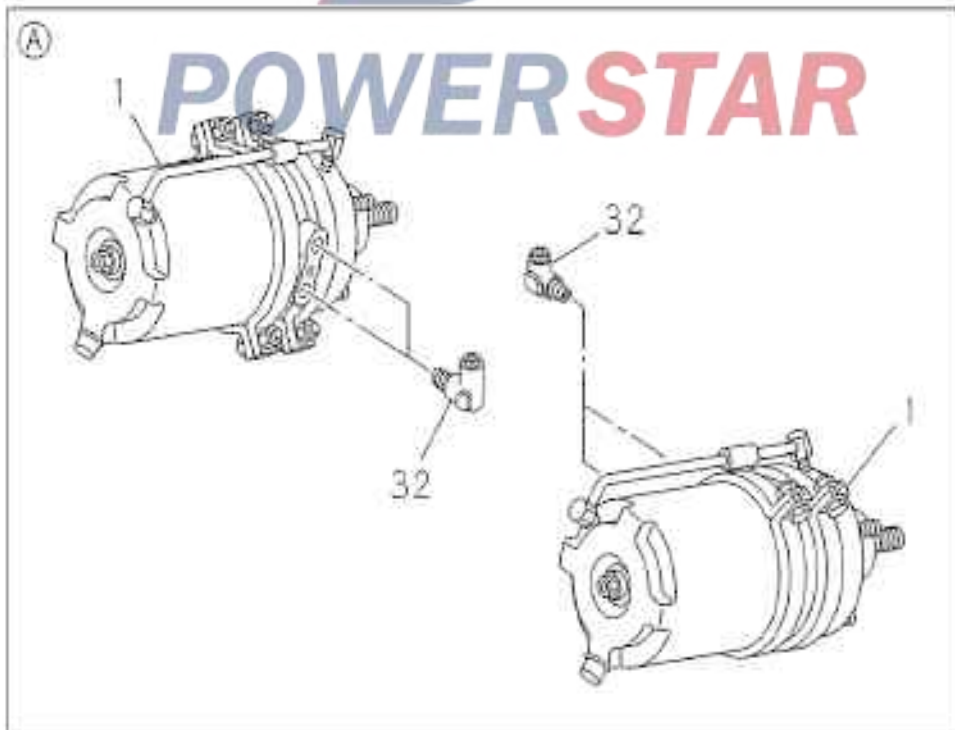
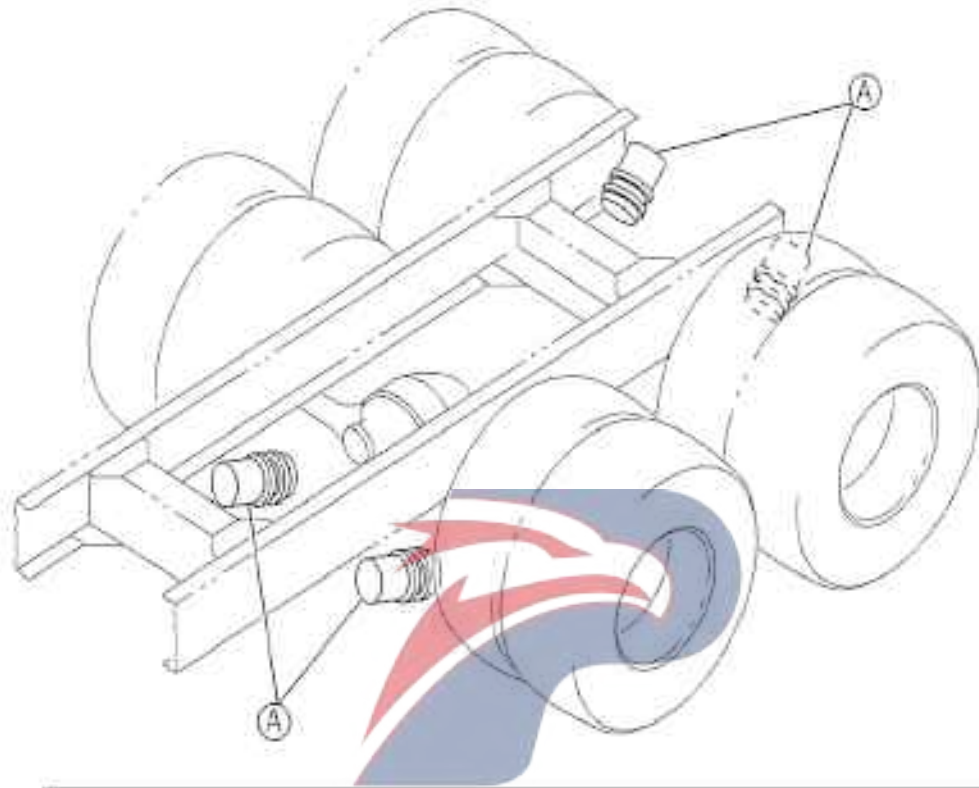


T-16 intermediate axle's rear brake shoe
T-16 intermediate axle's rear brake shoe

POWERSTAR

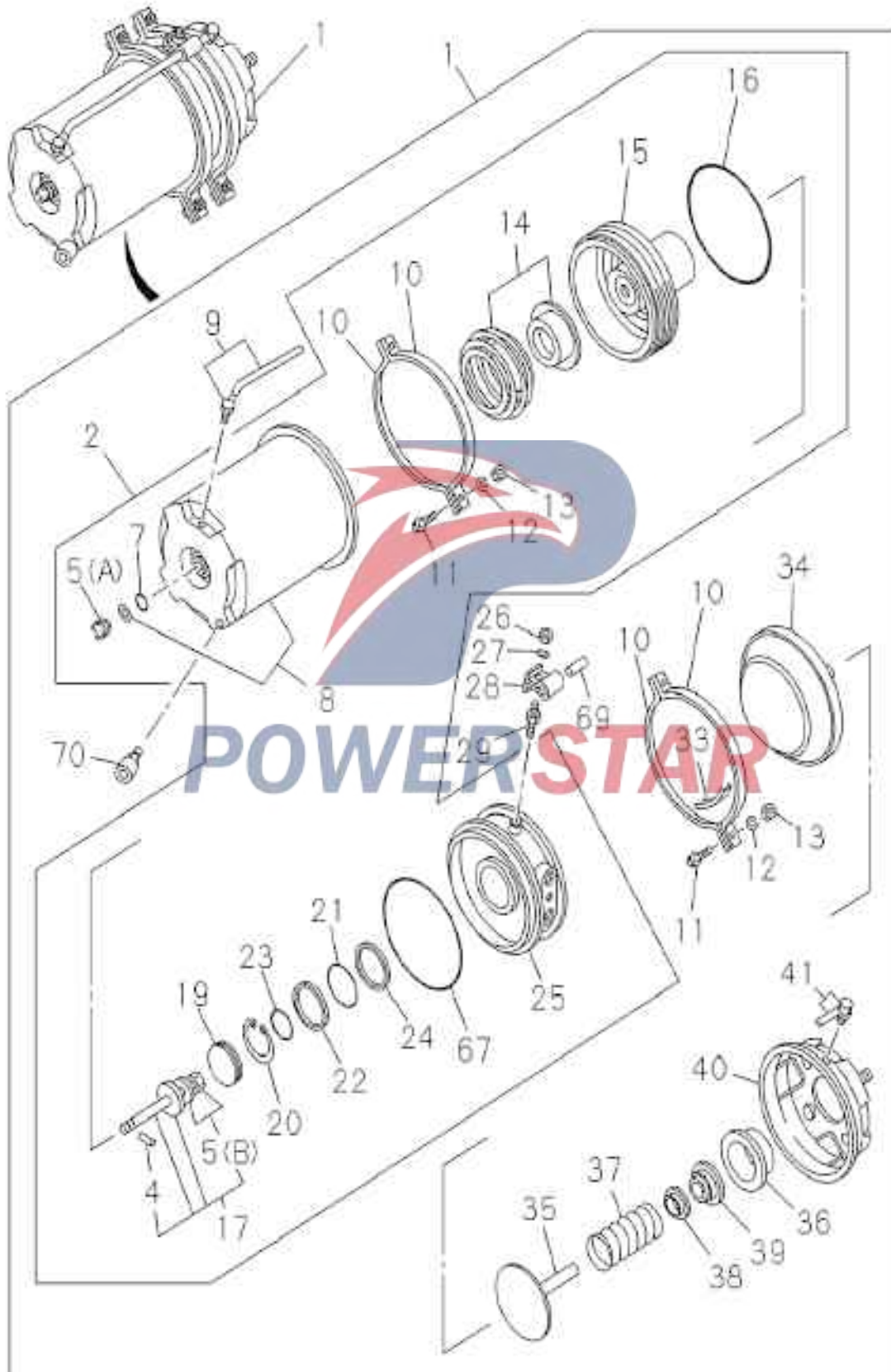
3-41 Rear brake booster chamber

Figure No.



3-41 Rear brake booster chamber

Figure No.



3-41		Rear brake booster chamber													
Figure No.															
Index No.	Recommended grade/part name					Model applied						Date of application	I T C		
	Part No.	L	R	Qty.	Qingling part No.	Remarks	EXR 6W 420High	EXR 6W 460High	EXR 6U 380 height	EXZ 6U 380 height/reference	EXZ 6W 420 height			EXZ 6W 460 height	
							A	B	C	D	E			F	
1	Rear brake chamber assembly														
	1-48250-180-2	R		1	3202300-117/C	Forward				D	E	F	1704-		
	1-48250-180-2	L		1	3202300-117/C	Backward				D	E	F	1704-		
	1-48250-180-2	R		1	3202300-117/C		A	B	C				1704-		
	1-48250-181-2	L		1	3202400-117/C	Forward				D	E	F	1704-		
	1-48250-181-2	R		1	3202400-117/C	Backward				D	E	F	1704-		
	1-48250-181-2	L		1	3202400-117/C		A	B	C				1704-		
2	Emergency room					Left rear secondary brake shoe(rear axle)									
	TBD	R		1		Left front secondary brake shoe (middle axle)	A	B	C				1704-		
	TBD			2		Right leading shoe(rear axle)				D	E	F	1704-		
	TBD	L		1			A	B	C				1704-		
	TBD			2		Left leading shoe(rear axle)				D	E	F	1704-		
4	Cylindrical pin of spring air chamber														
	TBD			2			A	B	C				1704-		
	TBD			2			A	B	C				1704-		
	TBD			4						D	E	F	1704-		
	TBD			4						D	E	F	1704-		
5	Housing nut														
	TBD			1		(A)	A	B	C				1704-		
	TBD			1		(A)	A	B	C				1704-		
	TBD			2		(A)				D	E	F	1704-		
	TBD			2		(A)				D	E	F	1704-		
	TBD			1		(B)	A	B	C				1704-		
	TBD			1		(B)	A	B	C				1704-		
	TBD			2		(B)				D	E	F	1704-		
	TBD			2		(B)				D	E	F	1704-		
7	Gasket					T=16 intermediate axle 's rear brake shoe									
	TBD			1		T=16 intermediate axle 's rear brake shoe	A	B	C				1704-		
	TBD			1			A	B	C				1704-		
	TBD			2						D	E	F	1704-		
	TBD			2						D	E	F	1704-		
8	Housing of spring air chamber cylinder body														
	TBD	R		1			A	B	C				1704-		
	TBD			2		Forward RH, backward LH				D	E	F	1704-		
	TBD	L		1			A	B	C				1704-		
	TBD			2		Forward LH, backward RH				D	E	F	1704-		
9	Housing pipeline assembly														
	TBD			1			A	B	C				1704-		
	TBD			1			A	B	C				1704-		
	TBD			2						D	E	F	1704-		
	TBD			2						D	E	F	1704-		
10	Spring chamber clamp ring														
	TBD			4			A	B	C				1704-		
	TBD			4			A	B	C				1704-		
	TBD			8						D	E	F	1704-		
	TBD			8						D	E	F	1704-		

Index No.	Recommended grade/part name				Model applied						Date of application	I T C	
	Part No.	L R	Q t y .	Qingling part No.	EXR 6W 420High	EXR 6W 460High	EXR 6U 380 height	EXZ 6U 380 height/reference	EXZ 6W 420 height	EXZ 6W 460 height			
					A	B	C	D	E	F			
11	--- Clamp ring nut												
	TBD		4		A	B	C					1704-	
	TBD		4		A	B	C					1704-	
	TBD		8					D	E	F		1704-	
	TBD		8					D	E	F		1704-	
12	--- Clamp ring lock washer												
	TBD		4		A	B	C					1704-	
	TBD		4		A	B	C					1704-	
	TBD		8					D	E	F		1704-	
	TBD		8					D	E	F		1704-	
13	--- Clamp ring nut												
	TBD		4		A	B	C					1704-	
	TBD		4		A	B	C					1704-	
	TBD		8					D	E	F		1704-	
	TBD		8					D	E	F		1704-	
14	--- Spring and spring seat package												
	TBD		1		A	B	C					1704-	
	TBD		1		A	B	C					1704-	
	TBD		2					D	E	F		1704-	
	TBD		2					D	E	F		1704-	
15	--- Piston												
	TBD		1		A	B	C					1704-	
	TBD		1		A	B	C					1704-	
	TBD		2					D	E	F		1704-	
	TBD		2					D	E	F		1704-	
16	--- Gasket												
	TBD		1		A	B	C					1704-	
	TBD		1		A	B	C					1704-	
	TBD		2					D	E	F		1704-	
	TBD		2					D	E	F		1704-	
17	--- Emergency bolt assembly												
	TBD		1		A	B	C					1704-	
	TBD		1		A	B	C					1704-	
	TBD		2					D	E	F		1704-	
	TBD		2					D	E	F		1704-	
19	--- Piston cover												
	TBD		1		A	B	C					1704-	
	TBD		1		A	B	C					1704-	
	TBD		2					D	E	F		1704-	
	TBD		2					D	E	F		1704-	
20	--- Retaining ring												
	TBD		1		A	B	C					1704-	
	TBD		1		A	B	C					1704-	
	TBD		2					D	E	F		1704-	
	TBD		2					D	E	F		1704-	


Index No.	Recommended grade/part name				Model applied						Date of application	I T C		
	Part No.	L R	Q t y .	Qingling part No.	Remarks	EXR 6W 420High	EXR 6W 460High	EXR 6U 380 height	EXZ 6U 380 height/reference	EXZ 6W 420 height			EXZ 6W 460 height	
						A	B	C	D	E			F	
21	---													
	Spring chamber washer													
	TBD		1			A	B	C					1704-	
	TBD		1			A	B	C					1704-	
	TBD		2						D	E	F		1704-	
	TBD		2						D	E	F		1704-	
22	---													
	Support ring of spring air chamber													
	TBD		1			A	B	C					1704-	
	TBD		1			A	B	C					1704-	
	TBD		2						D	E	F		1704-	
	TBD		2						D	E	F		1704-	
23	---													
	Spring chamber washer													
	TBD		1			A	B	C					1704-	
	TBD		1			A	B	C					1704-	
	TBD		2						D	E	F		1704-	
	TBD		2						D	E	F		1704-	
24	---													
	Spring chamber bearing													
	TBD		1			A	B	C					1704-	
	TBD		1			A	B	C					1704-	
	TBD		2						D	E	F		1704-	
	TBD		2						D	E	F		1704-	
25	---													
	Pressure plate of spring air chamber													
	TBD	R	1			A	B	C					1704-	
	TBD		2		Forward RH, backward LH				D	E	F		1704-	
	TBD	L	1			A	B	C					1704-	
	TBD		2		Forward LH, backward RH				D	E	F		1704-	
26	---													
	Pressure plate nut													
	TBD		1			A	B	C					1704-	
	TBD		2			A	B	C					1704-	
	TBD		2						D	E	F		1704-	
	TBD		4						D	E	F		1704-	
27	---													
	Pressure plate washer													
	TBD		1			A	B	C					1704-	
	TBD		1			A	B	C					1704-	
	TBD		2						D	E	F		1704-	
	TBD		2						D	E	F		1704-	
28	---													
	Hose pressure plate bracket													
	TBD		1			A	B	C					1704-	
	TBD		1			A	B	C					1704-	
	TBD		2						D	E	F		1704-	
	TBD		2						D	E	F		1704-	
29	---													
	Pressure plate stud													
	TBD		1			A	B	C					1704-	
	TBD		1			A	B	C					1704-	
	TBD		2						D	E	F		1704-	
	TBD		2						D	E	F		1704-	

3-41		Rear brake booster chamber																			
Figure No.																					
Index No.	Recommended grade/part name										Date of application	I T C									
	Part No.	L R	Q t y .	Qingling part No.	Remarks	Model applied															
						EXR 6W 420High	EXR 6W 460High	EXR 6U 380 height	EXZ 6U 380 height/reference	EXZ 6W 420 height			EXZ 6W 460 height								
A						B	C	D	E	F											
32	--- Connector																				
	8-97431-399-0		4	8100762-CYZ14	DIN12 & R3/8 Elbow					D	E	F	1704-								
	8-97431-399-0		3	8100762-CYZ14	DIN12 & R3/8 Elbow					D	E	F	1704-								
	8-97431-399-0		4	8100762-CYZ14	DIN12 & R3/8 Elbow	A	B	C					1704-								
33	--- Diaphragm retainer																				
	TBD		2			A	B	C					1704-								
	TBD		2			A	B	C					1704-								
	TBD		4							D	E	F	1704-								
	TBD		4							D	E	F	1704-								
34	--- Diaphragm																				
	TBD		1			A	B	C					1704-								
	TBD		1			A	B	C					1704-								
	TBD		2							D	E	F	1704-								
	TBD		2							D	E	F	1704-								
35	--- End plate of spring air chamber rod																				
	TBD		1			A	B	C					1704-								
	TBD		1			A	B	C					1704-								
	TBD		2							D	E	F	1704-								
	TBD		2							D	E	F	1704-								
36	--- End plate of spring air chamber rod																				
	TBD		1			A	B	C					1704-								
	TBD		1			A	B	C					1704-								
	TBD		2							D	E	F	1704-								
	TBD		2							D	E	F	1704-								
37	--- Spring air chamber lower spring																				
	TBD		1			A	B	C					1704-								
	TBD		1			A	B	C					1704-								
	TBD		2							D	E	F	1704-								
	TBD		2							D	E	F	1704-								
38	--- Rod cover and plate cover																				
	TBD		1			A	B	C					1704-								
	TBD		1			A	B	C					1704-								
	TBD		2							D	E	F	1704-								
	TBD		2							D	E	F	1704-								
39	--- Rod cover and plate cover																				
	TBD		1			A	B	C					1704-								
	TBD		1			A	B	C					1704-								
	TBD		2							D	E	F	1704-								
	TBD		2							D	E	F	1704-								
40	--- Lower spring chamber cover assembly																				
	TBD	R	1			A	B	C					1704-								

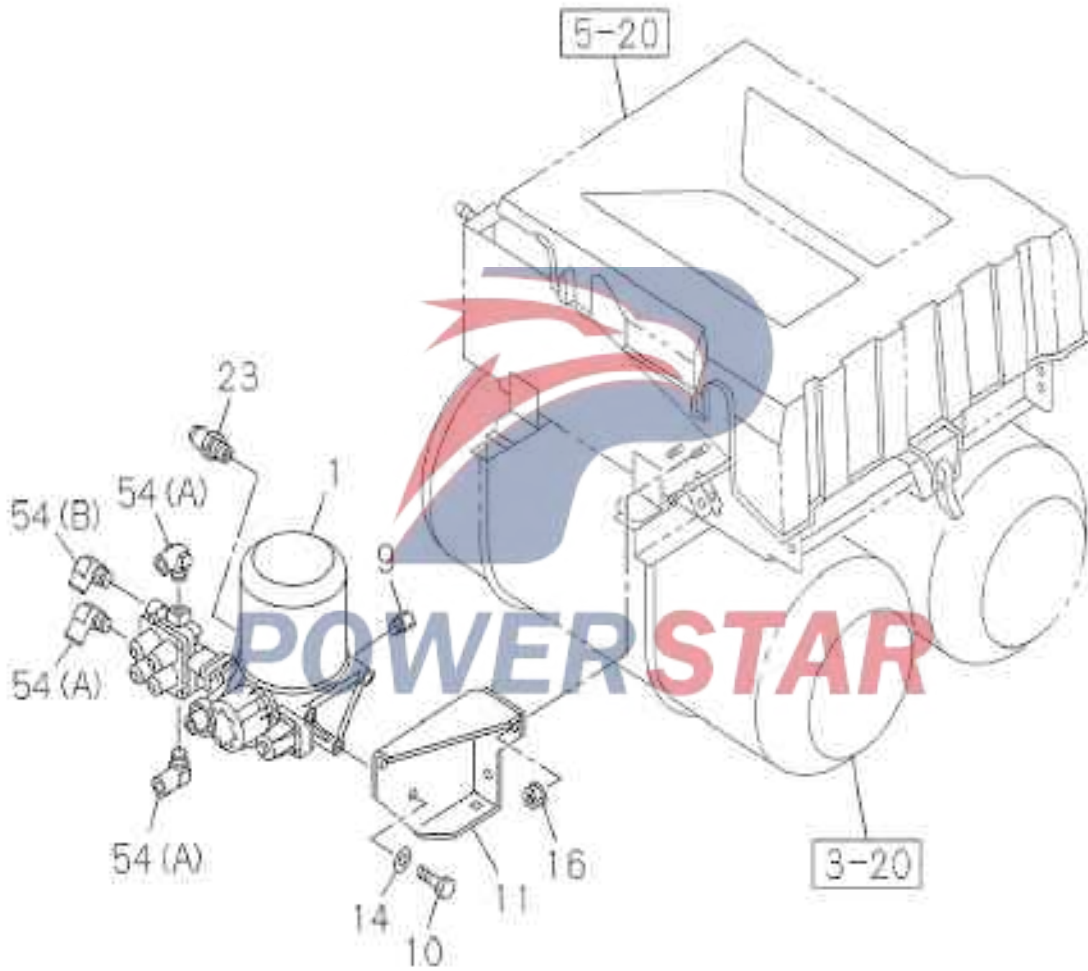
TBD		2	Forward RH, backward LH				D	E	F	1704-
TBD	L	1		A	B	C				1704-
TBD		2	Forward LH, backward RH				D	E	F	1704-

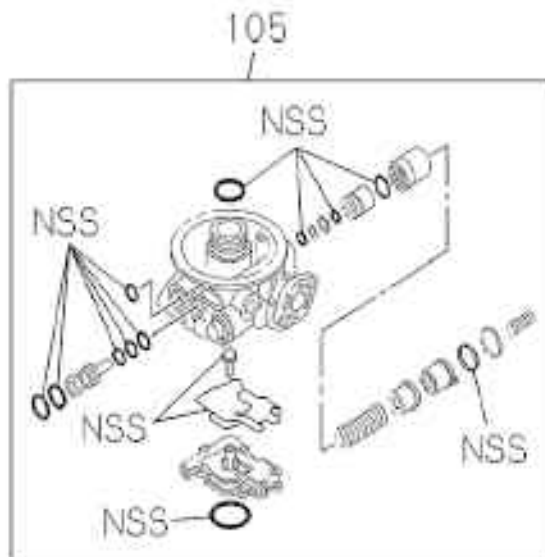
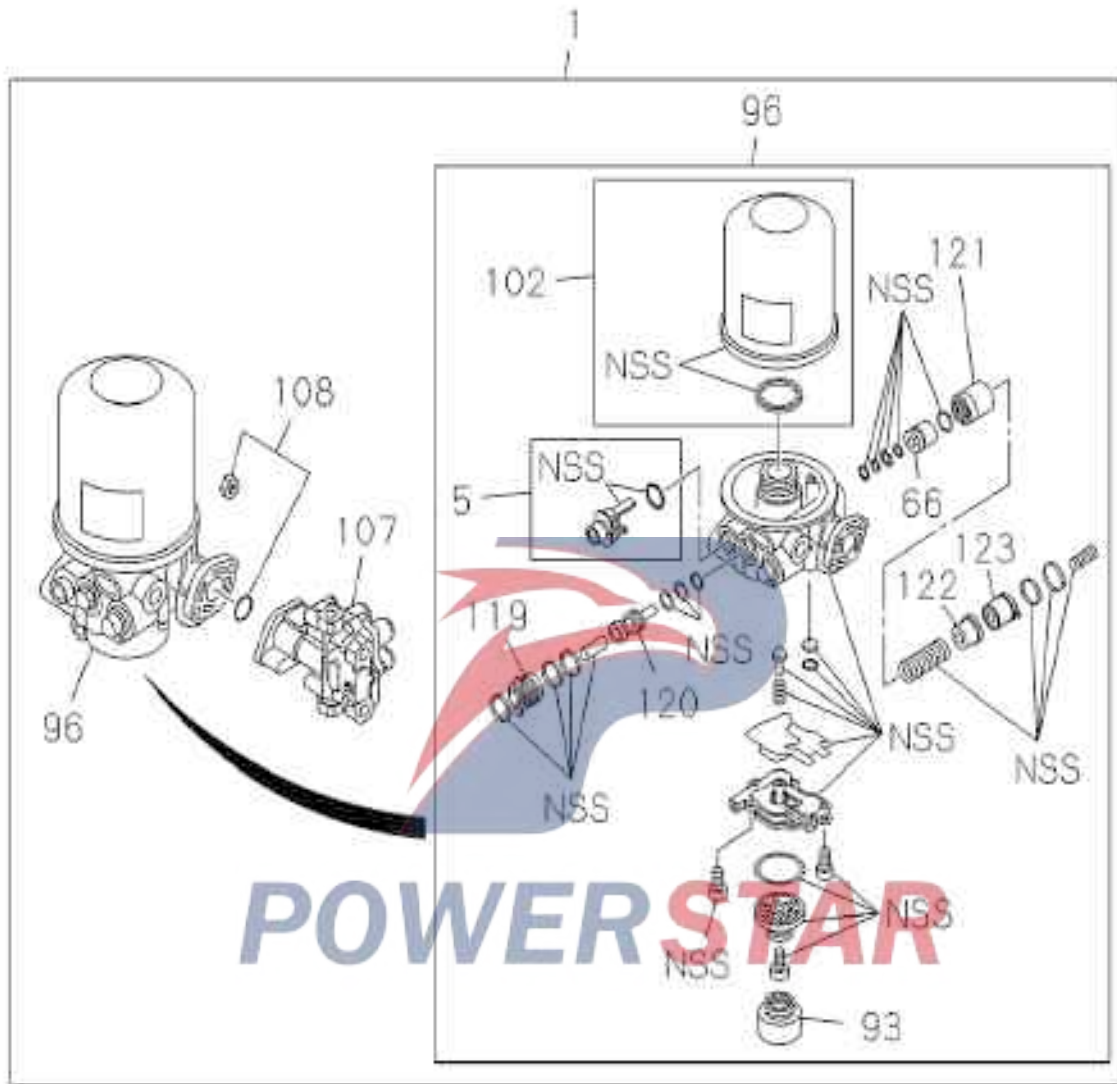
3-41	Rear brake booster chamber
Figure No.	

Index No.	Recommended grade/part name				Model applied						Date of application	I T C		
	Part No.	L R	Q t y .	Qingling part No.	Remarks	EXR 6W 420High	EXR 6W 460High	EXR 6U 380 height	EXZ 6U 380 height/reference	EXZ 6W 420 height			EXZ 6W 460 height	
						A	B	C	D	E			F	
41	---	Lower cover plate pipeline assembly												
		TBD		1			A	B	C					1704-
		TBD		1			A	B	C					170-
		TBD		2						D	E	F		1704-
		TBD		2						D	E	F		1704-
67	---	Spring chamber washer												
		TBD		1			A	B	C					1704-
		TBD		1			A	B	C					1704-
		TBD		2						D	E	F		1704-
		TBD		2						D	E	F		1704-
69	---	Spring chamber washer												
		TBD		1			A	B	C					1704-
		TBD		1			A	B	C					1704-
		TBD		2						D	E	F		1704-
		TBD		2						D	E	F		1704-
70	---	Exhaust hood of spring chamber												
		TBD		1			A	B	C					1704-
		TBD		1			A	B	C					1704-
		TBD		2						D	E	F		1704-
		TBD		2						D	E	F		1704-




POWERSTAR





Index No.	Recommended grade/part name				Model applied						Date of application	I T C	
	Part No.	L R	Q t y .	Qingling part No.	Remarks	EXR 6W 420 High	EXR 6W 460 High	EXR 6U 380 height	EXZ 6U 380 height/reference	EXZ 6W 420 High			EXZ 6W 460 High
						A	B	C	D	E			F
1	Dryer assembly 8-97433-890-0		1	3555515-D17YZ		A	B	C	D	E	F	1704-	
5	Heating assembly TBD		1			A	B	C	D	E	F	1704-	
9	Connector 8-97431-410-0		1		DIN6 & R1/4 Elbow	A	B	C	D	E	F	1704-	
10	Bolt 1-09009-081-0		3	3555519-D17YZ	Left rear secondary brake shoe(rear axle)	A	B	C	D	E	F	1704-	
11	Support-dryer 8-97431-490-0		1	3555518-CYZ14	Left front secondary brake shoe (middle axle) Right leading shoe(rear axle)	A	B	C	D	E	F	1704-	
14	Washer 0-9161-0512-0		3	Q40012	Left leading shoe(rear axle)	A	B	C	D	E	F	1704-	
16	Nut 0-9118-0210-0		3	Q32010T13F2(P=1.25)	M10 reel	A	B	C	D	E	F	1704-	
23	Connector 0-9212-1815-0		1	3555516-CYZ14	M22 & PT1/2 Reel	A	B	C	D	E	F	1704-	
54	Connector 8-97431-398-0		1	8100673-CYZ14	(B) DIN8 & R3/8 Elbow	A	B	C	D	E	F	1704-	
	8-97431-399-0		3	8100762-CYZ14	(A) DIN12 & R3/8 Elbow	A	B	C				1704-	
66	PISTON; AIR DRYER TBD		1			A	B	C	D	E	F	1704-	
93	SILENCER; AIR DRYER TBD		1			A	B	C	D	E	F	1704-	
96	DRYER KIT; AIR TBD		1		T=16 intermediate axle 's rear brake shoe	A	B	C	D	E	F	1704-	
102	CARTRIDGE; AIR DRYER TBD		1		T=16 intermediate axle 's rear brake shoe	A	B	C	D	E	F	1704-	
105	SEAL KIT; AIR DRYER TBD		1			A	B	C	D	E	F	1704-	
107	Valve assembly TBD		1			A	B	C	D	E	F	1704-	
108	FIXING KIT; PROTECTION,AIR DRYER TBD		1			A	B	C	D	E	F	1704-	
119	COVER; PURGE VALVE TBD		1			A	B	C	D	E	F	1704-	
120	TAPPET TBD		1			A	B	C	D	E	F	1704-	
121	HOLDER; SPRING TBD		1			A	B	C	D	E	F	1704-	
122	SEAT; SPRING TBD		1			A	B	C	D	E	F	1704-	
123	COVER; GOVERNER TBD		1			A	B	C	D	E	F	1704-	



POWERSTAR

3-58		Fuel pipeline fixing part											
Figure No.													
Index No.	Recommended grade/part name										Date of application	I T C	
	Part No.	L R	Q t y .	Qingling part No.	Remarks	Model applied							
						EXR 6W 420High	EXR 6W 460 High	EXR 6U 380 High	EXZ 6U 380 High/reference	EXZ 6W 420 High			EXZ 6W 460 High
A	B	C	D	E	F								
69	--- Bolt 0-2865-0820-0		2	Q1840820	M8X20 reel	A	B	C				1704-	
138	--- Clip 1-09700-945-0		2	3206061-CYZ14	I.D.=35 L=33	A	B	C				1704-	



Left rear secondary brake shoe(rear axle)
Left front secondary brake shoe (middle axle)
Right leading shoe(rear axle)

Left leading shoe(rear axle)

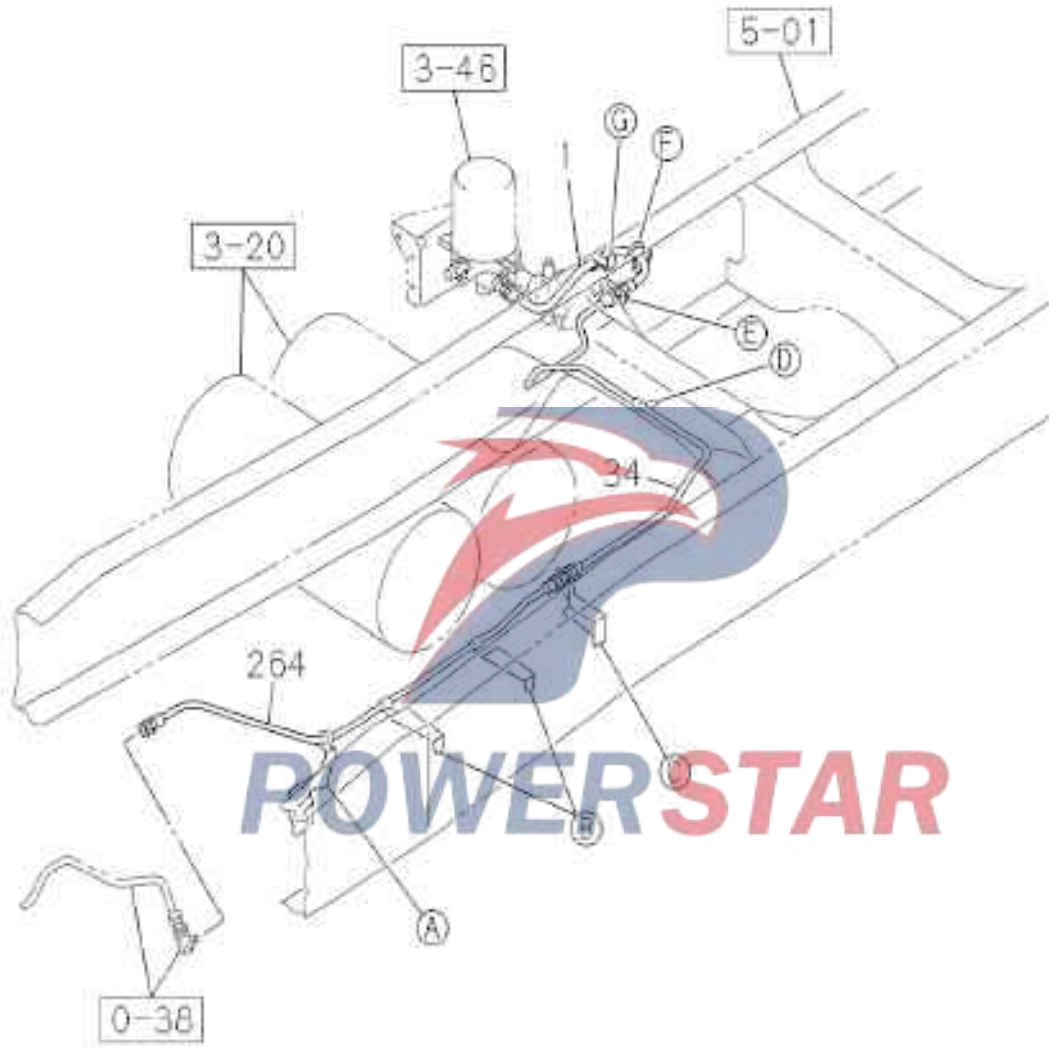


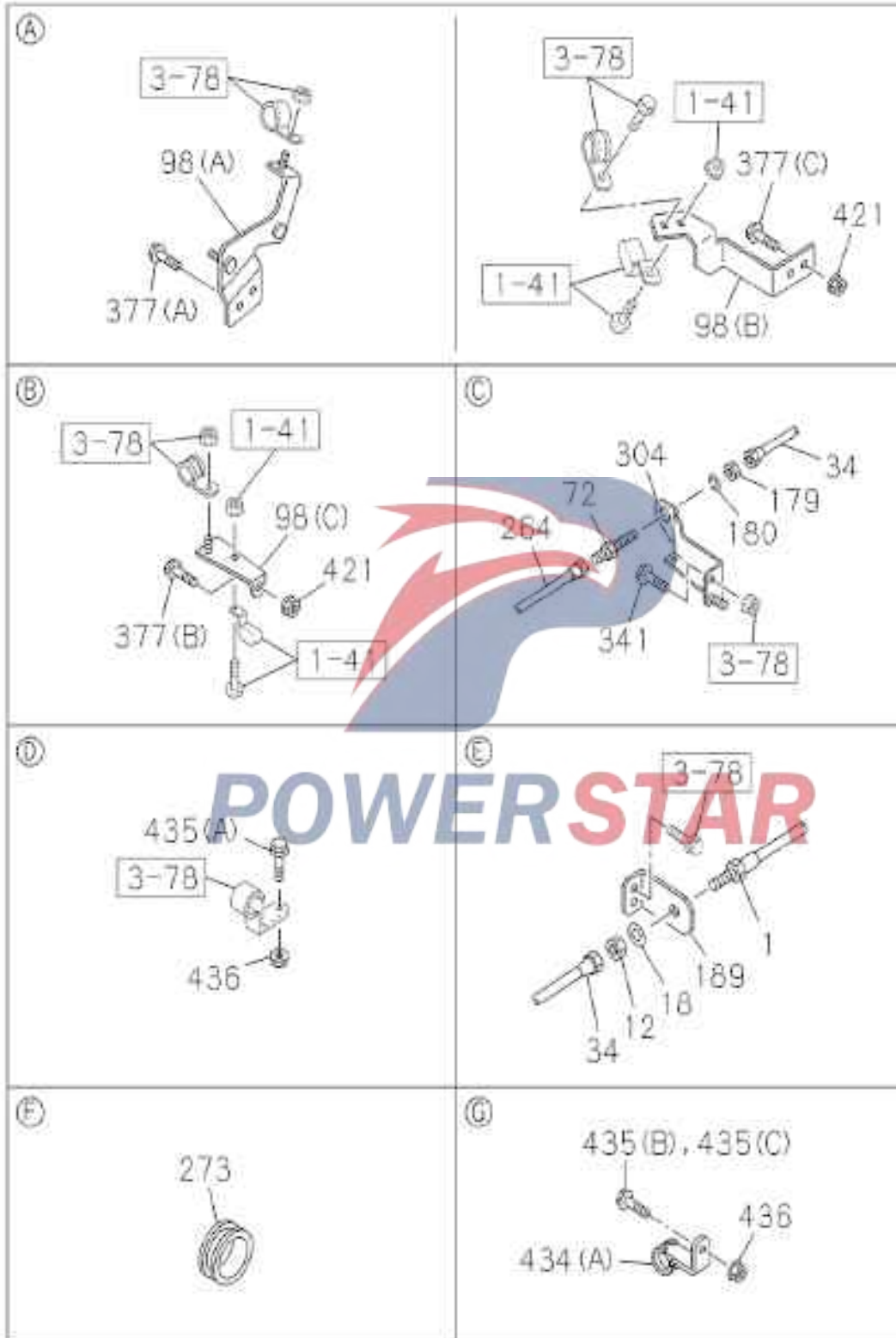
T=16 intermediate axle's rear brake shoe
T=16 intermediate axle's rear brake shoe

POWERSTAR

3-70 Main braking air pipe

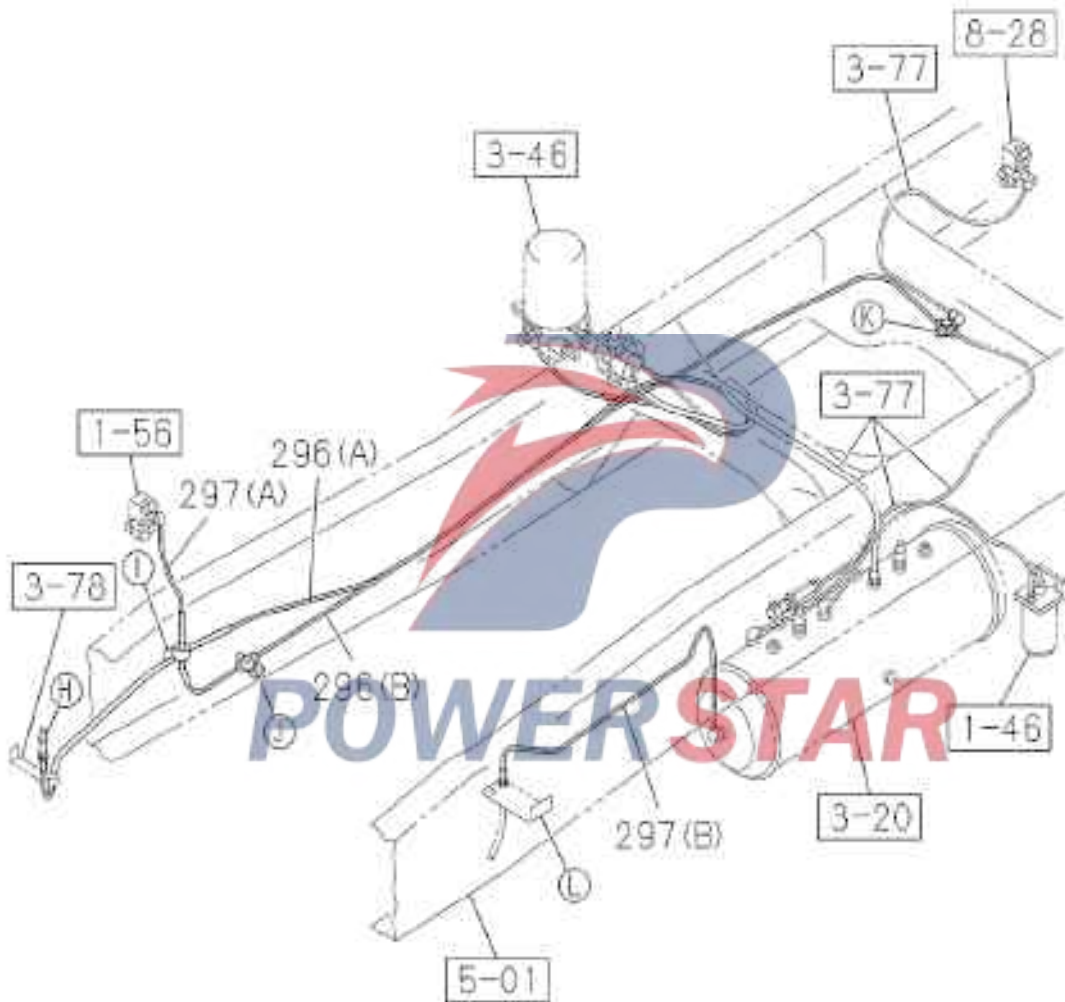
Figure No.





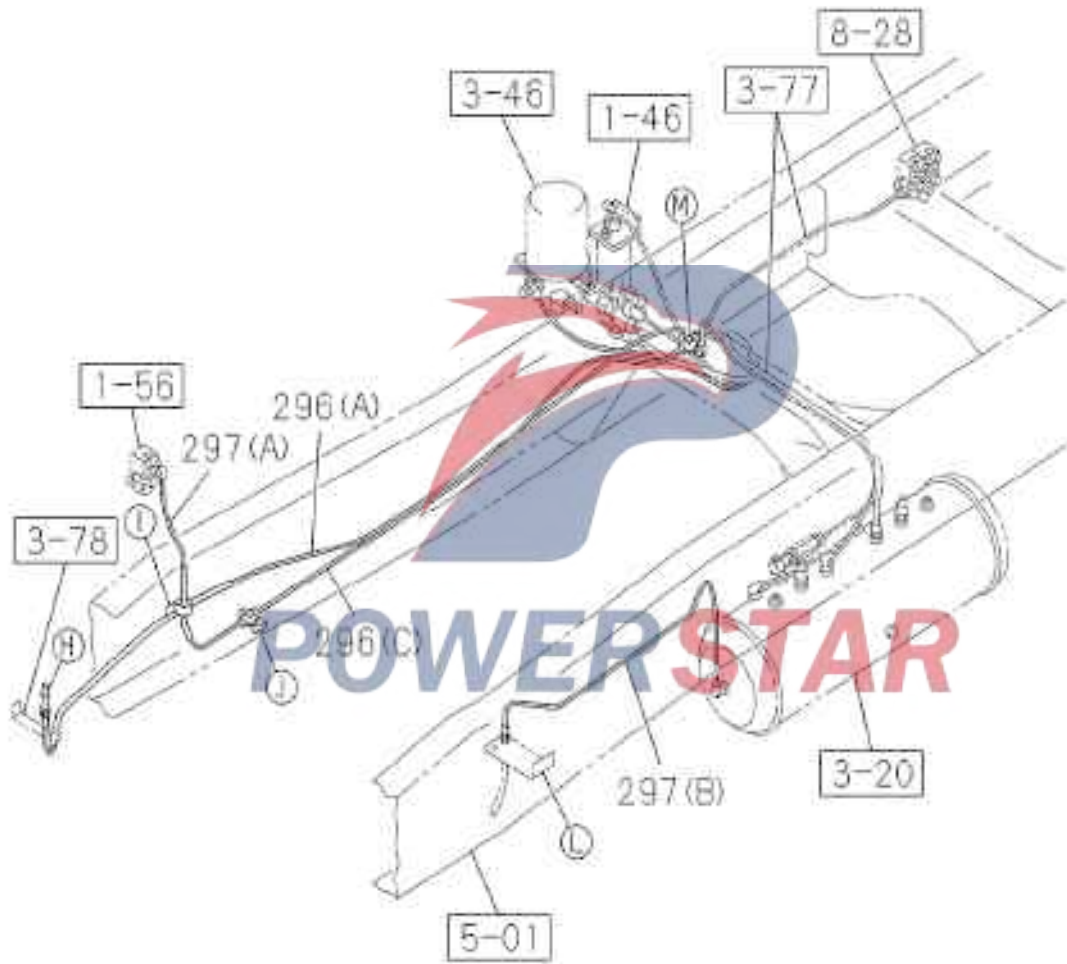
3-70 Main braking air pipe

Figure No.



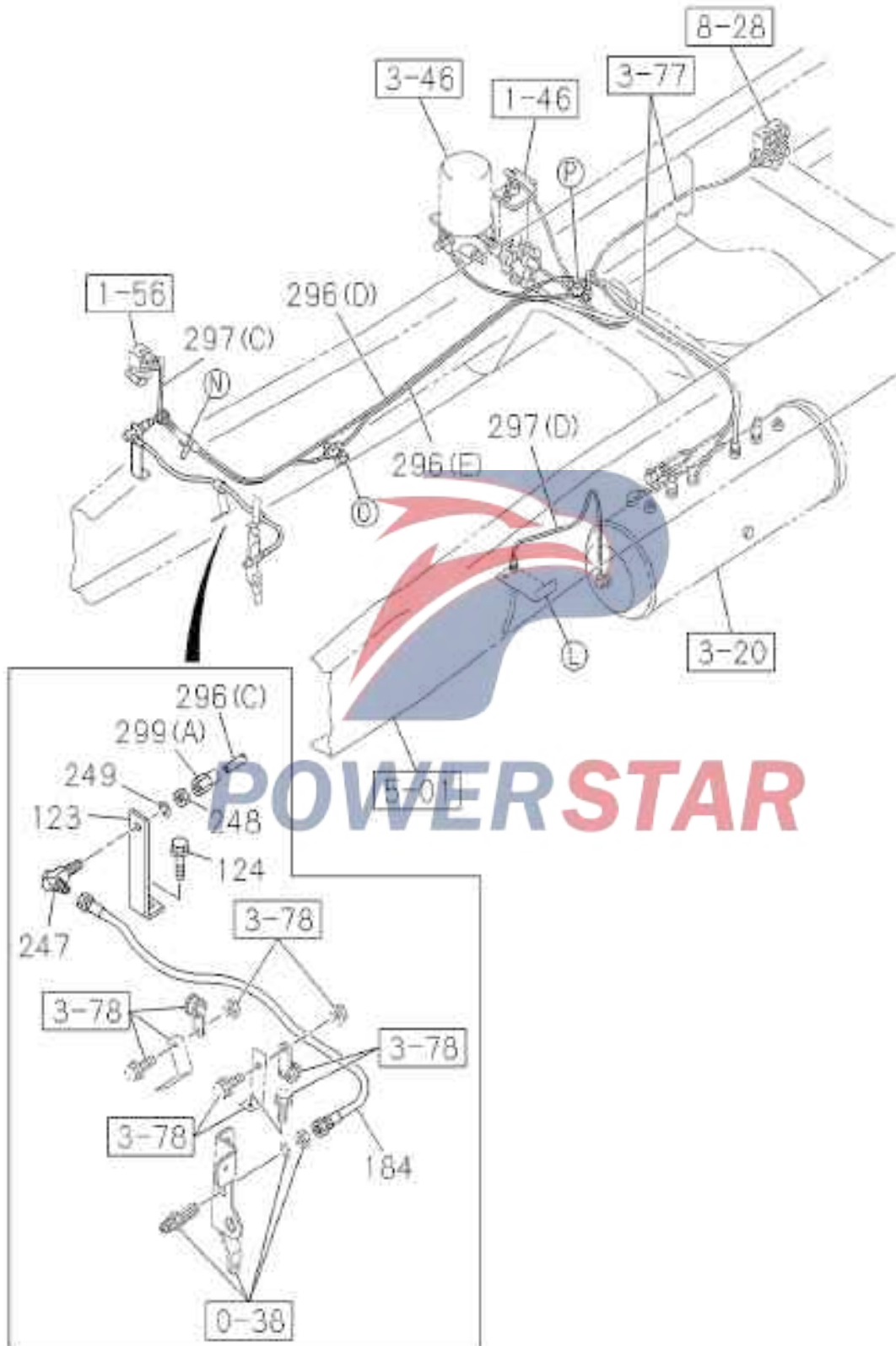
3-70 Main braking air pipe

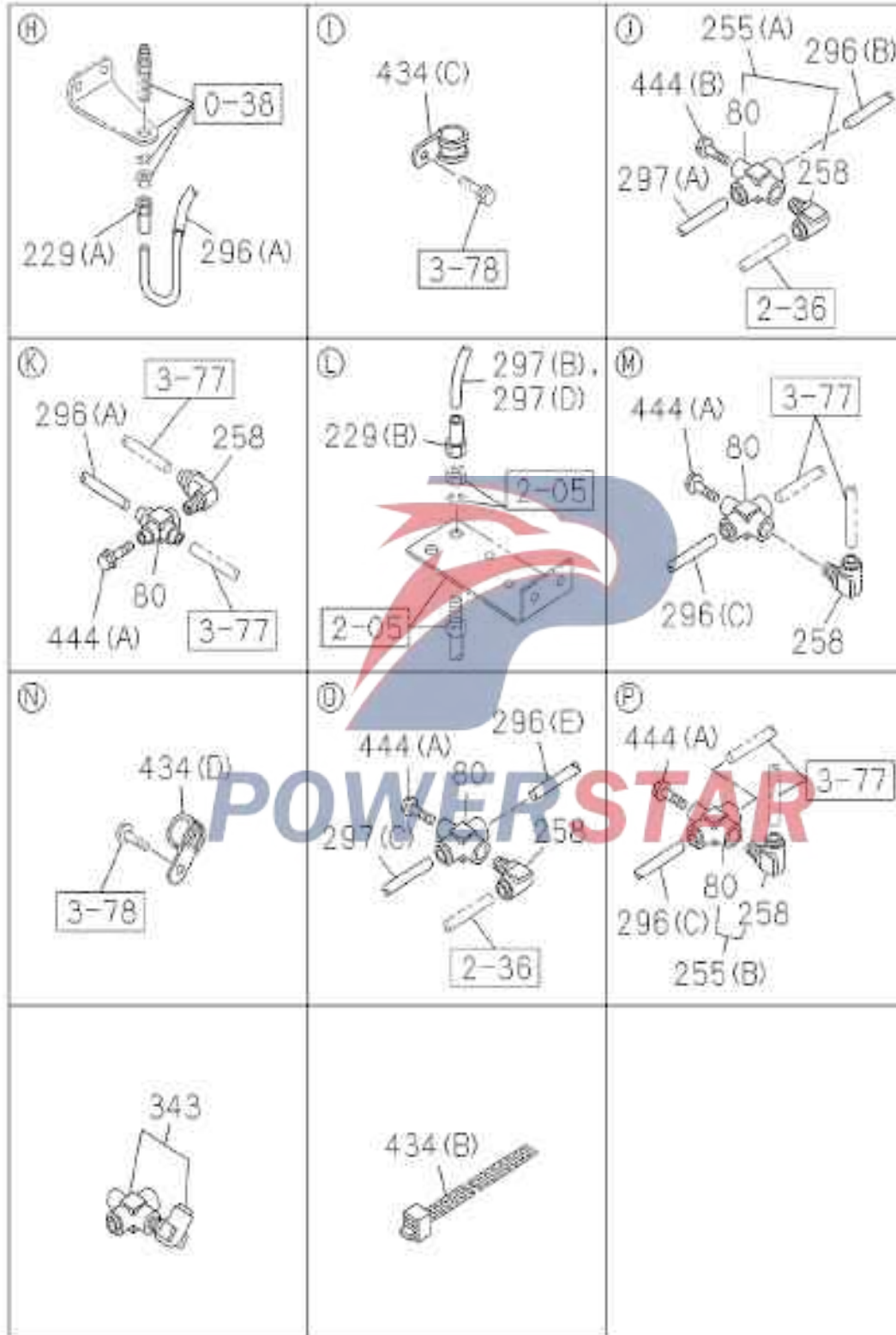
Figure No.

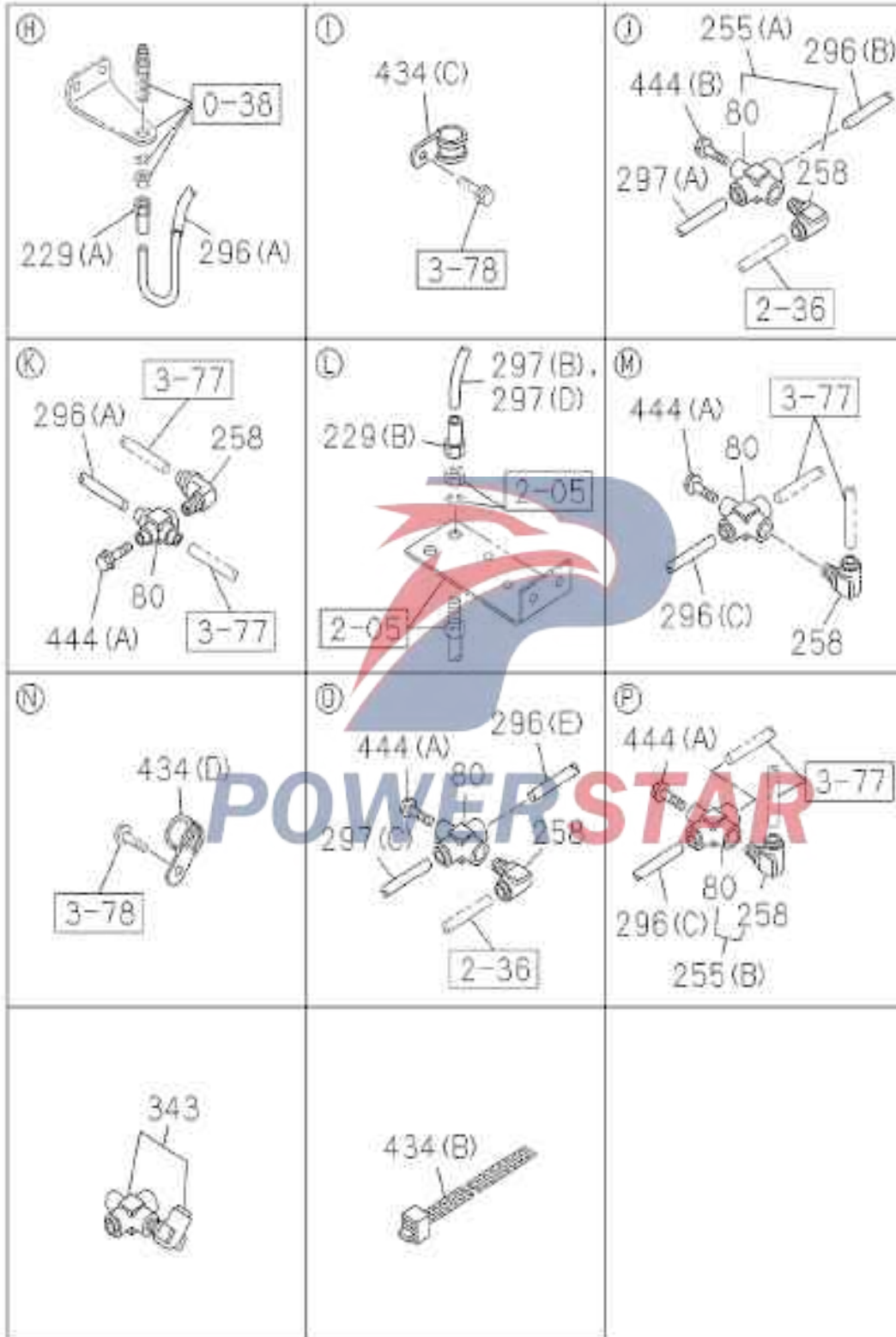


3-70 Main braking air pipe

Figure No.



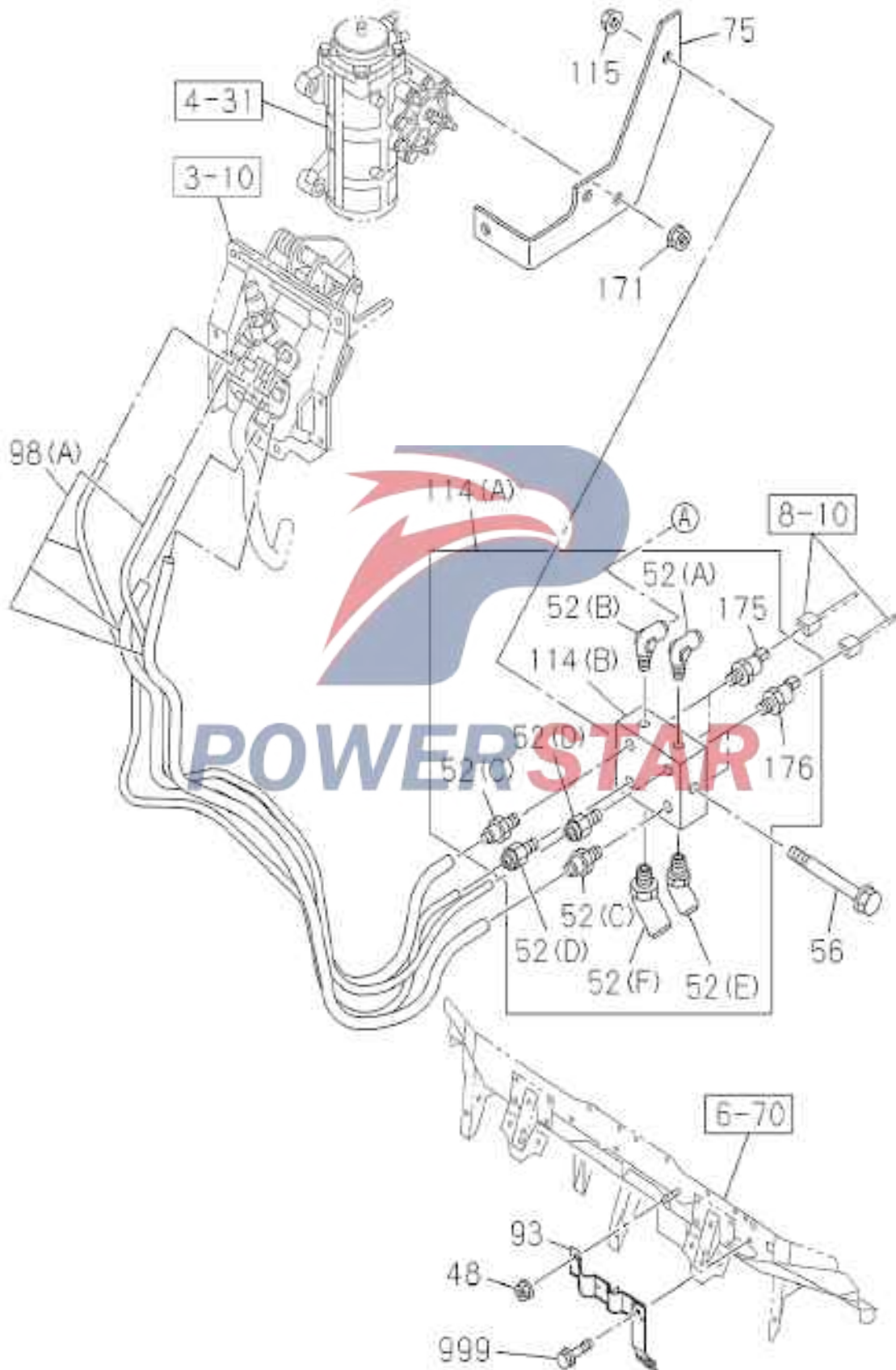


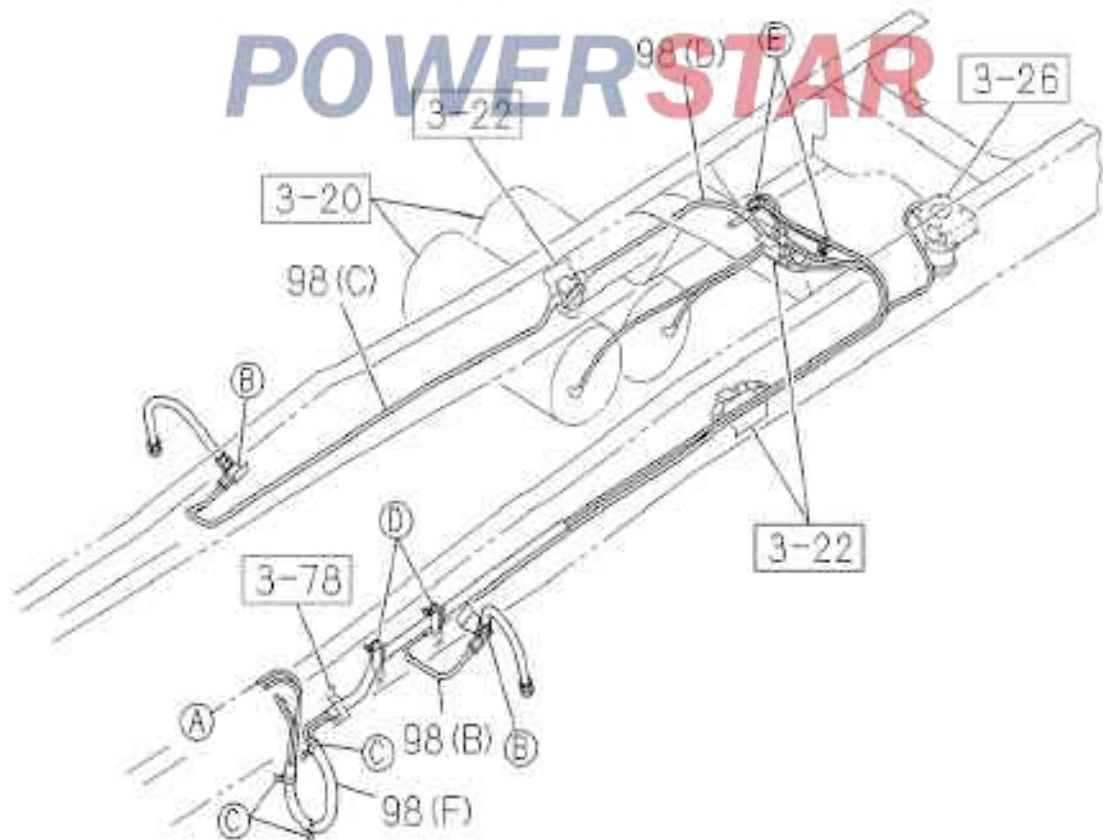
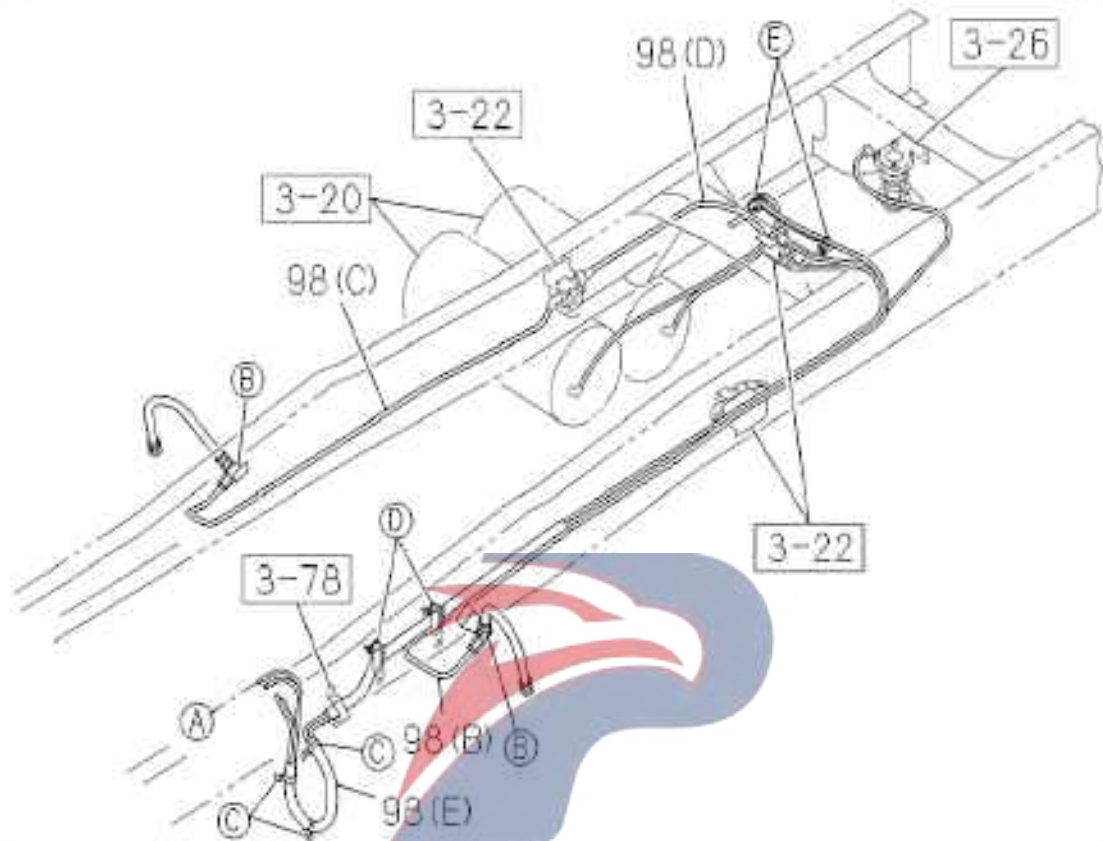


3-70		Main braking air pipe												
Figure No.														
Index No.	Recommended grade/part name										Date of application	I T C		
	Part No.	L	Q t y .	Qingling part No.	Remarks	Model applied								
						EXR 6W 420 High	EXR 6W 460 High	EXR 6U 380 High	EXZ 6U 380 height/reference	EXZ 6W 420 height			EXZ 6W 460 height	
A	B	C	D	E	F									
1	Hose assembly 8-97433-908-0		1	3506068-D17YZ			A	B	C	D	E	F	1704-	
12	Nut 0-9111-1522-0		1	Q341B22T12	M22		A	B	C	D	E	F	1704-	
18	Spring washer 0-9151-0522-0		1	Q40322	Inner diameter=22.5		A	B	C	D	E	F	1704-	
34	Air pipe assembly 8-97433-906-0		1	3506065-D34EZ			A	B	C	D	E	F	1704-	
72	Connector 0-9212-3315-0		1	8100682-CYZ14	M22		A	B	C	D	E	F	1704-	
80	Connector 8-97431-457-0		1	3506171-CYZ14	DIN8 RC1/4 & M8		A	B	C	D	E	F	1704-	
	8-97431-457-0		1	3506171-CYZ14	DIN8 RC1/4 & M8		A	B	C	D	E	F	1704-	
98	Support 8-97433-904-0		1	3506063-D15EH	(A)				C	D			1704-	
	8-97433-905-0		1	3506063-D17YZ	(B)	A	B				E	F	1704-	
	8-97609-096-0		2	3506063-CYZ14	(C)				C	D			1704-	
107	Trailer coupler--for air supply circuit (yellow) 8-97431-421-0		1	3506520-CYZ14B	Emergency		A	B	C	D	E	F	1704-	
	8-97431-422-0		1	3506510-CYZ14B	Service		A	B	C	D	E	F	1704-	
123	Support 8-97434-038-0		1	3506018-D17YZ			A	B			E	F	1704-	
124	Bolt 0-2865-0840-0		1	Q1840840	M8X40 reel						E	F	1704-	
179	Nut 0-9111-1522-0		1	Q341B22T12	M22		A	B	C	D	E	F	1704-	
180	Spring washer 0-9151-0522-0		1	Q40322	Inner diameter=22.5		A	B	C	D	E	F	1704-	
184	Hose assembly 8-97434-025-0		1	3506129-D17YZ			A	B			E	F	1704-	
189	Support 1-47479-473-0		1	3506067-CYZ14			A	B	C	D	E	F	1704-	
229	Connector 8-97433-772-0		1	3506335-D17YZ	(A)		A	B	C	D	E	F	1704-	
	8-97433-773-0		1	1703046-D17YZ	(B)		A	B	C	D	E	F	1704-	
247	Connector 0-9212-5206-0		1	1109228-CYZ14	M12 Elbow		A	B			E	F	1704-	
248	Nut 9-09840-280-0		1	Q351C12	M12		A	B			E	F	1704-	
249	Spring washer 0-9151-0512-0		1	Q40312	Inner diameter=12.2		A	B			E	F	1704-	
255	Connector assembly 8-97431-695-0		1	3506080-CYZ14	(A)		A	B	C				1704-	
	8-97434-053-0		1	3506080-D17YZ	(A) Wheelbase (3900)		A						1704-	
	8-97434-053-0		1	3506080-D17YZ	(B)					D	E	F	1704-	

3-70		Main braking air pipe															
Figure No.																	
Index No.	Recommended grade/part name										Date of application	I T C					
	Part No.	L	Q t y .	Qingling part No.	Remarks	Model applied											
						EXR 6W 420 High	EXR 6W 460 High	EXR 6U 380 High	EXZ 6U 380 height/reference	EXZ 6W 420 height			EXZ 6W 460 height				
A	B	C	D	E	F												
258	--- Connector																
	8-97431-400-0		1	8100661-CYZ14	DIN8 & R1/4 Elbow	A	B	C	D	E	F	1704-					
	8-97431-400-0		1	8100661-CYZ14	DIN8 & R1/4 Elbow	A	B	C	D	E	F	1704-					
264	--- Hose assembly																
	8-97431-586-0		1	3506061-CYZ14	L=1176			C	D			1704-					
	8-97433-907-0		1	3506061-D17YZ	L=896	A	B			E	F	1704-					
273	--- Jacket																
	1-09891-003-0		1	8100691-CYZ14	Inner diameter=32 OD=40 T=18	A	B	C	D	E	F	1704-					
296	--- Nylon hose																
	8-97434-003-0		1	3406256-D17YZ	(A)	A	B	C	D			1704-					
297	--- Nylon hose																
	1-09389-010-0	L	1	8202911-CYZ14	(E)			C		E	F	1704-					
	1-09389-027-0	R	1	8202911-D17YZ	(F)			C		E	F	1704-					
	8-97434-001-0		1	3406316-D34EZ	(B)			C	D			1704-					
	8-97434-002-0		1	3506232-D17YZ	(D)	A	B			E	F	1704-					
	8-97434-005-0		1	3549040-D17YZ	(A)			C				1704-					
	8-97434-006-0		1	3506115-D15EH	(C)	A	B			E	F	1704-					
304	--- Support																
	8-97610-362-1		1	3506062-CYZ14		A	B	C	D	E	F	1704-					
341	--- Bolt																
	0-2865-0835-0		1	Q1840835	M8X35 reel	A	B	C	D	E	F	1704-					
343	--- Connector assembly																
	8-97431-695-0		1	3506080-CYZ14		A	B	C	D	E	F	1704-					
374	--- Connector																
	8-97431-409-0		2	5002113-CYZ14	(A)			C		E	F	1704-					
	8-97431-410-0		1	5002111-CYZ14	(B)			C		E	F	1704-					
	8-97431-411-0		2	5002112-CYZ14	DIN6 & R1/4 Elbow (C)			C		E	F	1704-					
377	--- Bolt																
	0-2865-0825-0		2	Q1840825	(A) M8X25 reel	A	B	C	D			1704-					
	0-2865-0830-0		2	Q1840830	(C) M8X30 reel					E	F	1704-					
	0-2865-0835-0		2	Q1840835	(B) M8X35 reel	A	B	C	D			1704-					
421	--- Nut																
	0-9118-0108-0		2	Q32008	M8 reel	A	B	C	D	E	F	1704-					

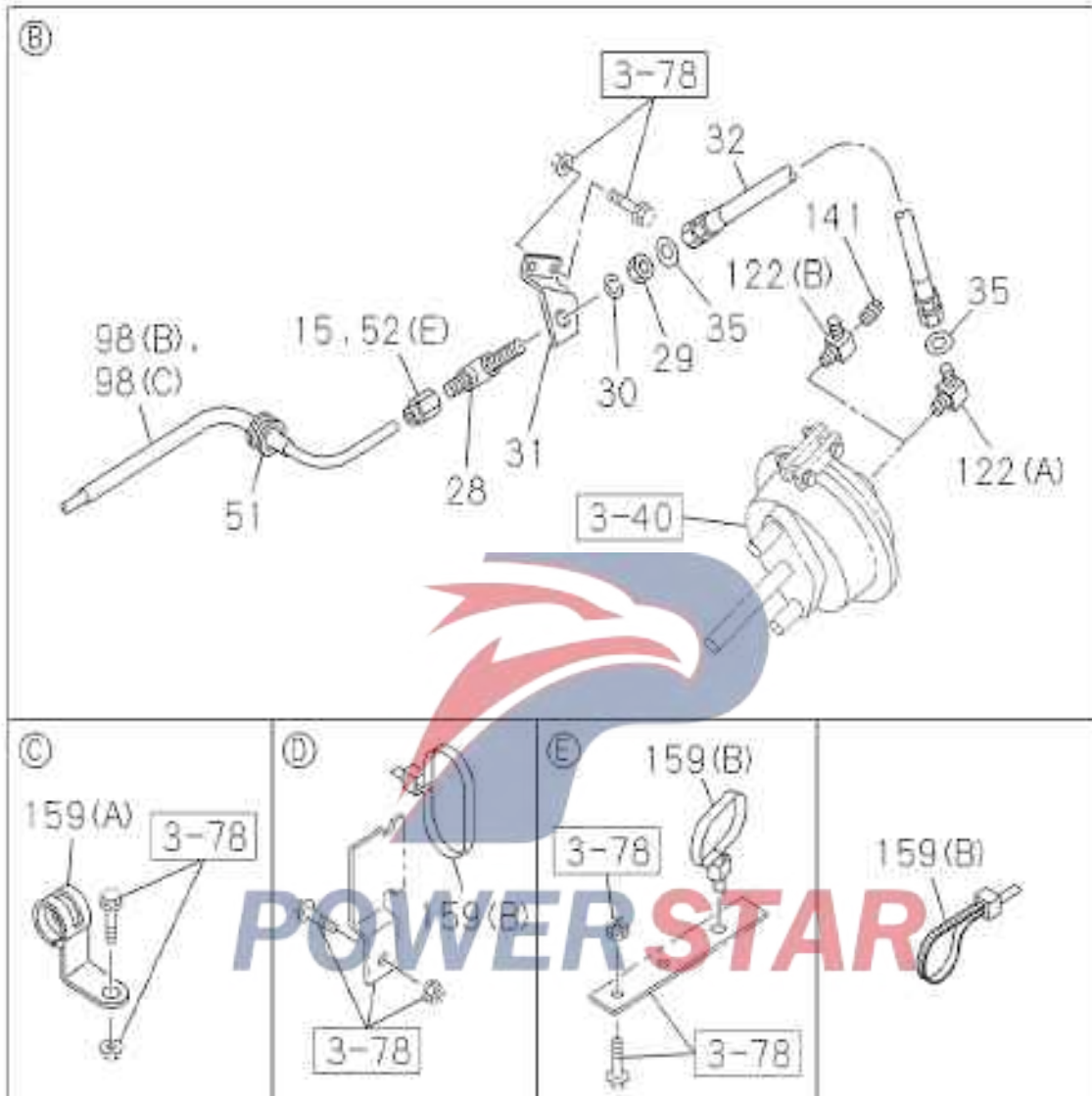
3-70		Main braking air pipe											
Figure No.													
Index No.	Recommended grade/part name										Date of application	I T C	
	Part No.	L R	Q t y .	Qingling part No.	Remarks	Model applied							
						EXR 6W 420 High A	EXR 6W 460 High B	EXR 6U 380 High C	EXZ 6U 380 height/reference D	EXZ 6W 420 height E			EXZ 6W 460 height F
434	Clip												
	0-9523-4635-0		1	5002838-CYZ14	(E) I.D.=7 L=20			C		E	F	1704-	
	1-09700-809-0		1	3506183-CYZ14	(D) I.D.=24 L=27	A	B			E	F	1704-	
	1-09701-067-0		1	3506813-CYZ14	(C) I.D.=18 L=28	A	B	C	D			1704-	
	1-09701-103-0		1	3506161-D17YZ	(A) Inner diameter=25 H=60 L=35	A	B	C	D	E	F	1704-	
	1-09707-183-0		2	8202539-CYZ14	(B) L=350				D			1704-	
	1-09707-183-0		11	8202539-CYZ14	(B) L=350	A	B	C		E	F	1704-	
435	Bolt												
	0-2865-0820-0		1	Q1840820	(A) M8X20 reel	A	B	C	D	E	F	1704-	
	0-2865-0820-0		1	Q1840820	(A) M8X20 reel			C		E	F	1704-	
	0-2865-0825-0		1	Q1840825	(B) M8X25 reel				D	E	F	1704-	
	0-2865-0835-0		1	Q1840835	(B) Wheelbase (3900) M8X35 reel	A						1704-	
	0-2865-0835-0		1	Q1840835	(C) M8X35 reel	A	B	C				1704-	
436	Nut												
	0-9118-0108-0		1	Q32008	M8 reel	A	B	C	D	E	F	1704-	
	0-9118-0108-0		1	Q32008	M8 reel	A	B	C	D	E	F	1704-	
444	Bolt												
	0-2865-0820-0		1	Q1840820	(B) M8X20 reel	A	B	C				1704-	
	0-2865-0825-0		1	Q1840825	(B) Wheelbase (3900) M8X25 reel	A						1704-	
	0-2865-0825-0		1	Q1840825	(A) M8X25 reel				D	E	F	1704-	
	0-2865-0825-0		1	Q1840825	(A) M8X25 reel	A	B	C	D	E	F	1704-	





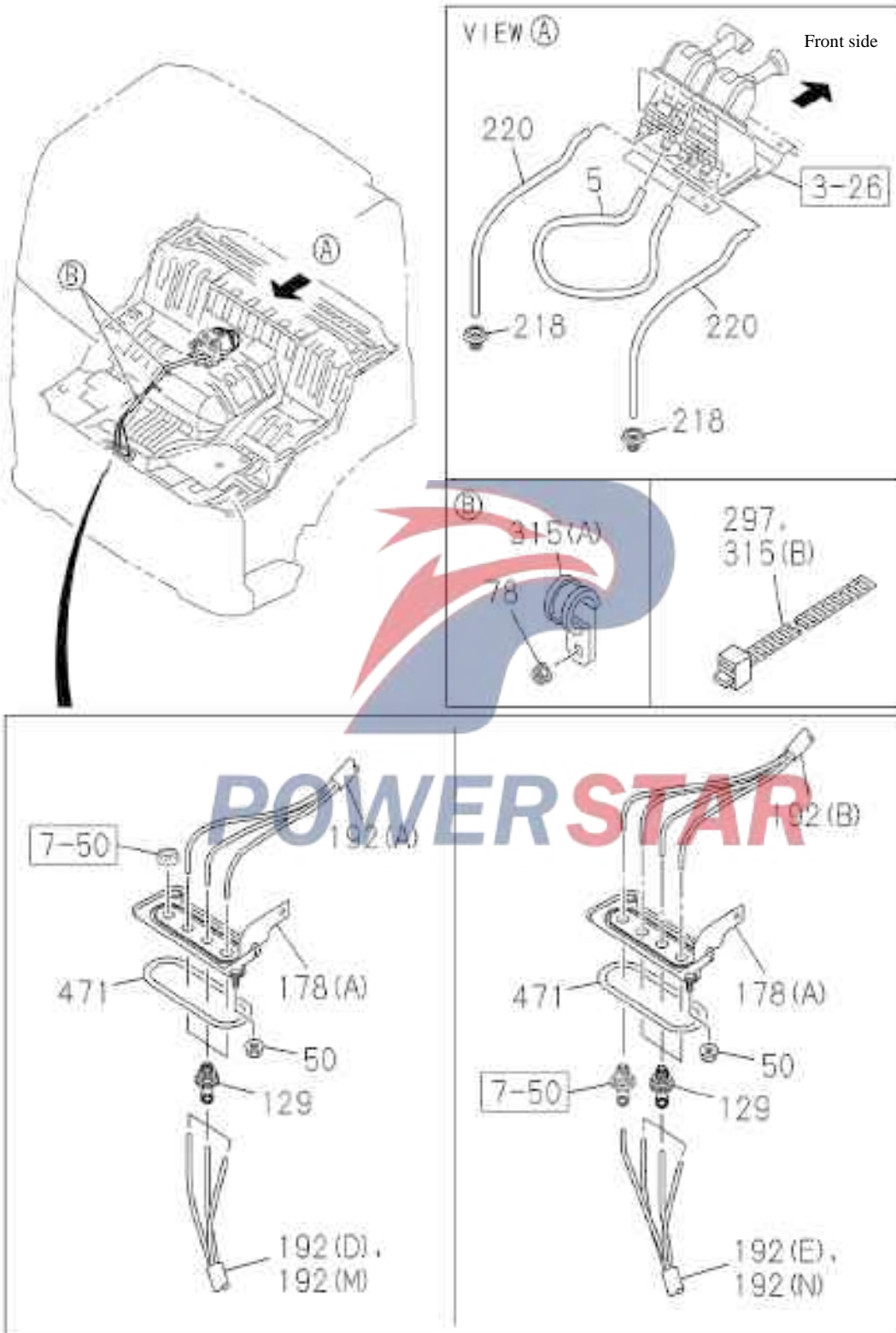
3-75 Front brake air pipe

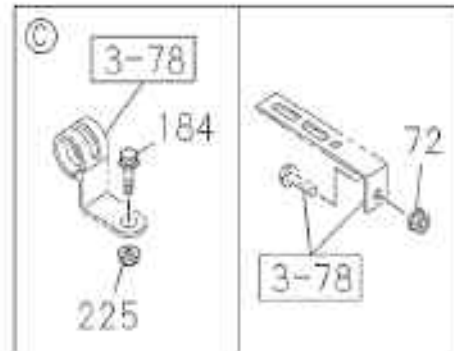
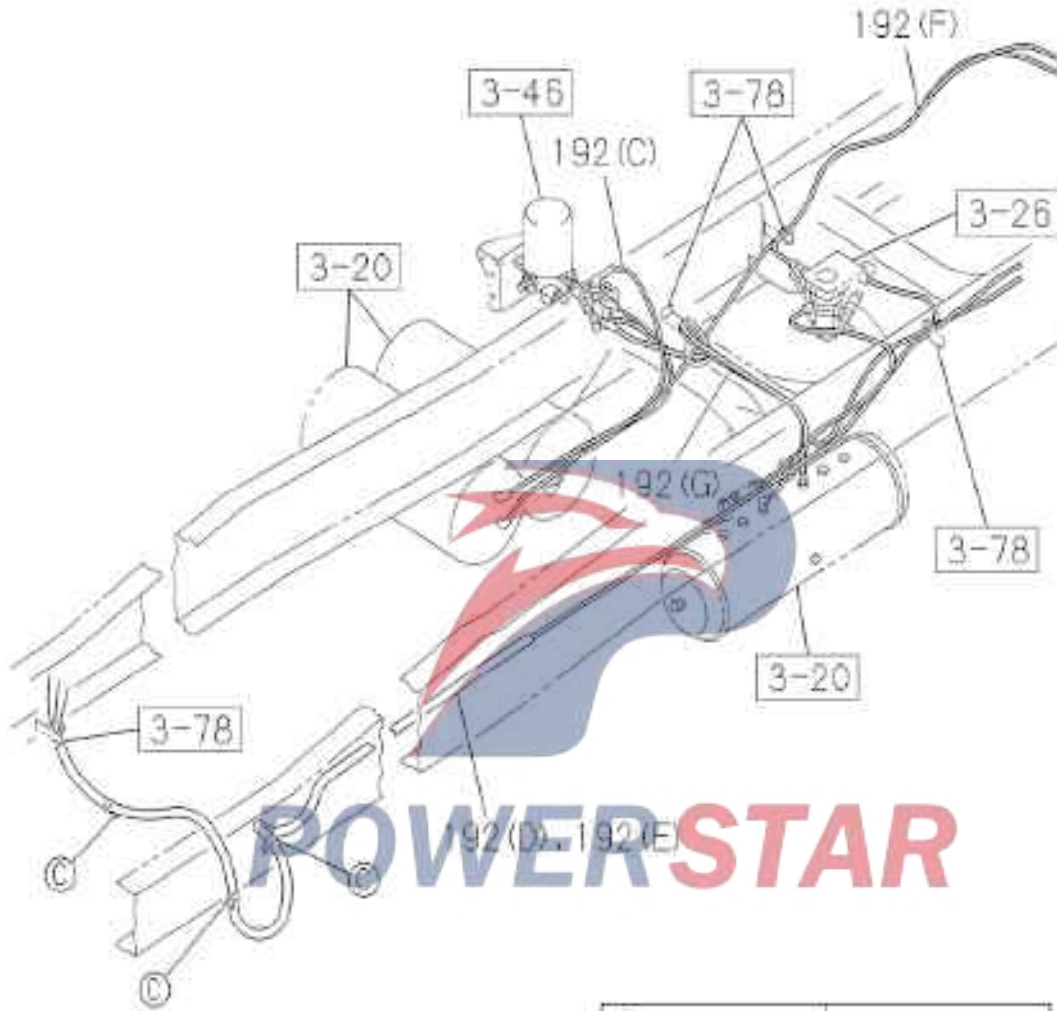
Figure No.

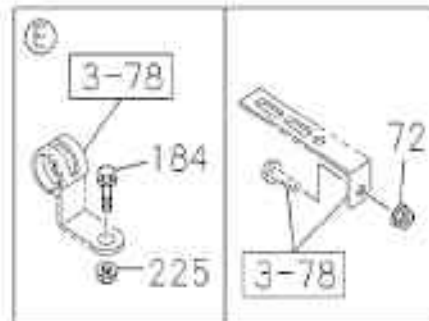
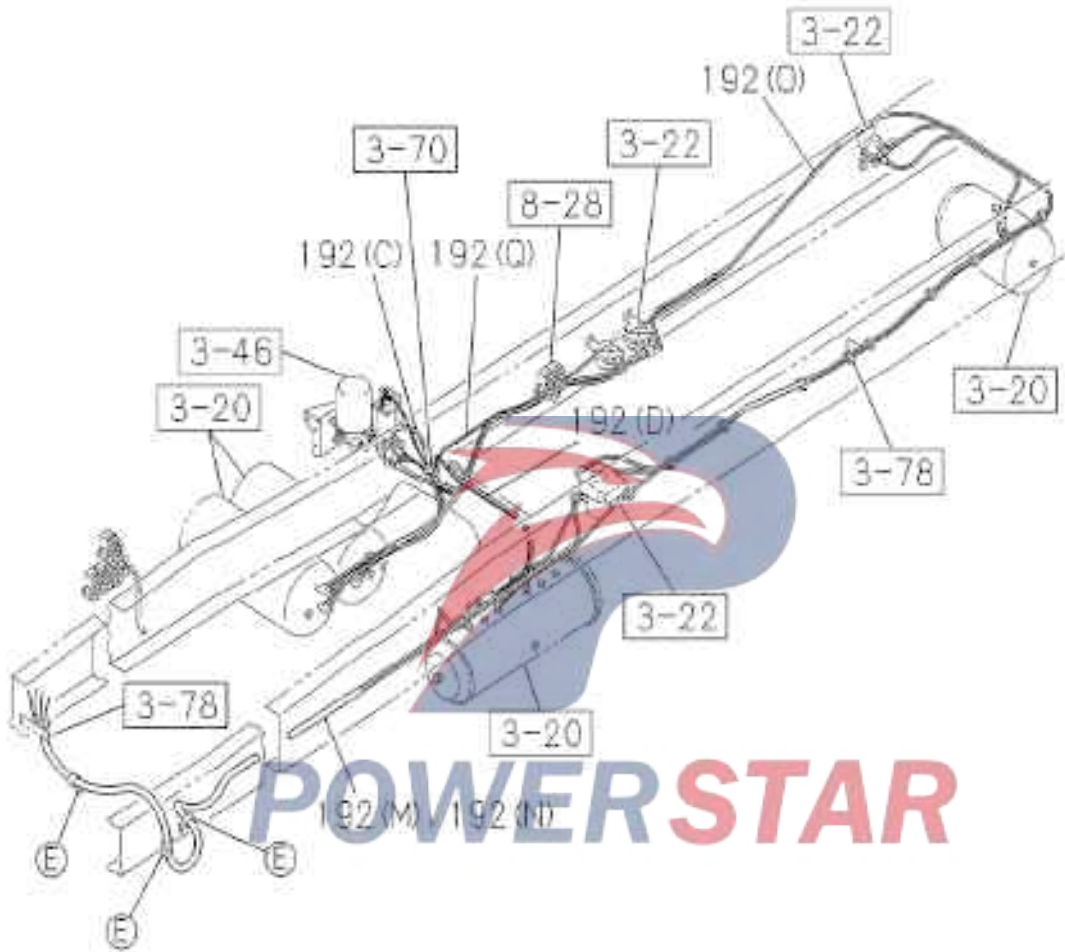


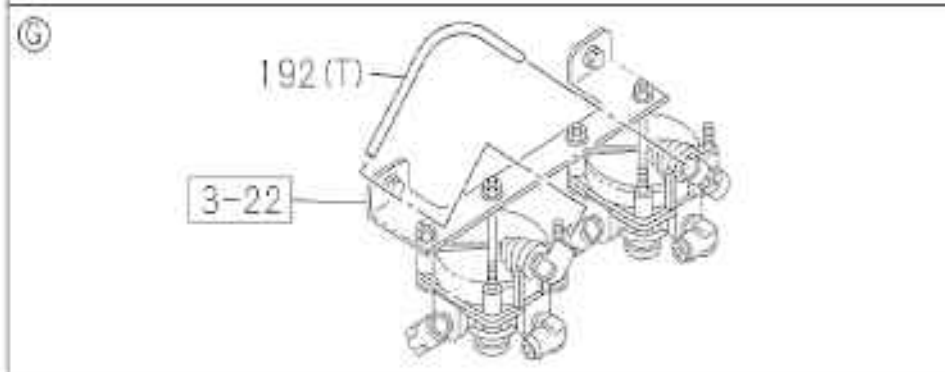

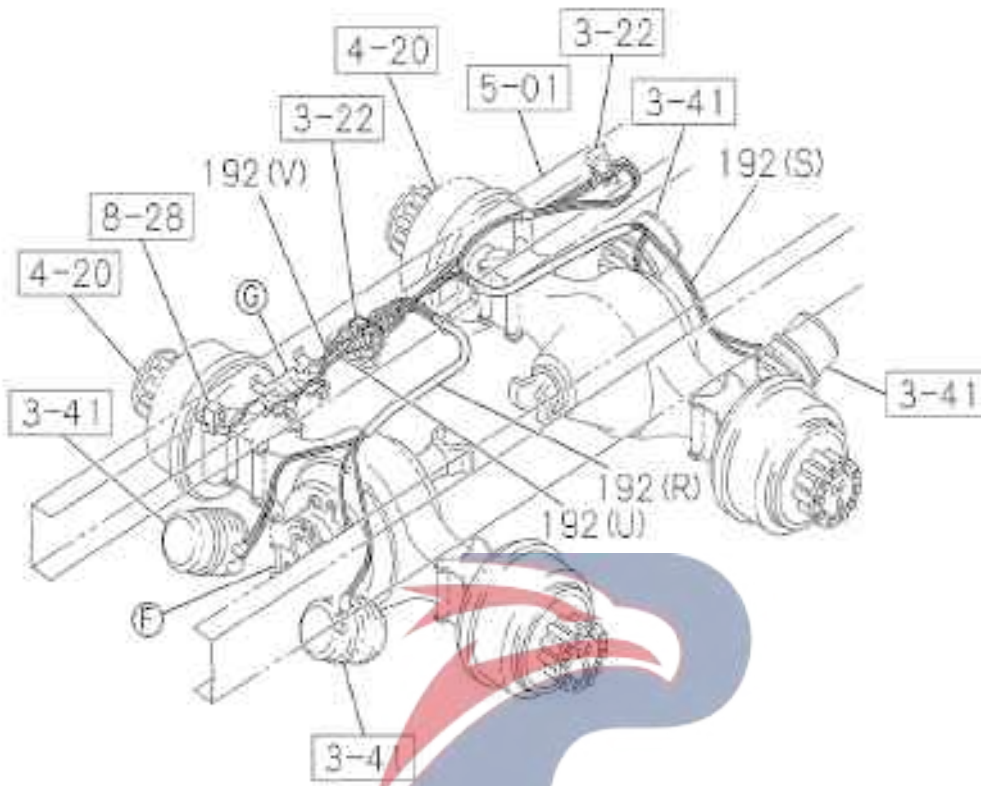
Index No.	Recommended grade/part name						Date of application	I T C					
	Part No.	L R	Q t y .	Qingling part No.									
					EXR 6W 420 High	EXR 6W 460 High			EXR 6U 380 High	EXZ 6U 380 height/reference	EXZ 6W 420 height	EXZ 6W 460 height	
A	B	C	D	E	F								
15	Connector												
	8-97433-774-0		1	3506197-D15EH		A	B	C	D	E	F	1704-	
	8-97433-774-0		1	3506197-D15EH		A	B	C	D	E	F	1704-	
28	Connector-air pipe												
	1-09654-128-1		1	3506097-CYZ14	M20 & M20 elbow	A	B	C	D	E	F	1704-	
	1-09654-128-1		1	3506097-CYZ14	M20 & M20 elbow	A	B	C	D	E	F	1704-	
29	Nut												
	0-9111-1520-0		1	Q341B20	M20	A	B	C	D	E	F	1704-	
	0-9111-1520-0		1	Q341B20	M20	A	B	C	D	E	F	1704-	
30	Spring washer												
	0-9151-0520-0		1	Q40320	Inner diameter=20.2	A	B	C	D	E	F	1704-	
	0-9151-0520-0		1	Q40320	Inner diameter=20.2	A	B	C	D	E	F	1704-	
31	Support												
	8-97430-381-0		1	3506051-CYZ14		A	B	C	D	E	F	1704-	
	8-97430-381-0		1	3506051-CYZ14		A	B	C	D	E	F	1704-	
32	Hose assembly												
	0-5784-7500-1		1	3506099-CYZ14	L=500	A	B	C	D	E	F	1704-	
	0-5784-7500-1		1	3506099-CYZ14	L=500	A	B	C	D	E	F	1704-	
35	Gasket												
	9-0957-2510-0		2	3506043-117	Inner diameter=11 Outer diameter=18	A	B	C	D	E	F	1704-	
	9-0957-2510-0		2	3506043-117	Inner diameter=11 Outer diameter=18	A	B	C	D	E	F	1704-	
48	Nut												
	0-9118-0106-0		1	Q32006	M6 reel	A	B	C	D	E	F	1704-	
51	Jacket												
	1-09332-112-0		1	3703144-CYZ14	Inner diameter=32 Outer diameter=40 T=23	A	B	C	D	E	F	1704-	
	1-09332-112-0		1	3703144-CYZ14	Inner diameter=32 Outer diameter=40 T=23	A	B	C	D	E	F	1704-	
52	Connector												
	8-97431-400-0		1	8100661-CYZ14	(B) DIN8 & R1/4 Elbow	A	B	C	D	E	F	1704-	
	8-97431-401-0		2	8100786-CYZ14	(C) DIN8 R1/4 Straight	A	B	C	D	E	F	1704-	
	8-97431-446-0		1	3506086-CYZ14	(A) DIN12 & R1/4 Elbow	A	B	C	D	E	F	1704-	
	8-97431-451-0		2	3506087-CYZ14	(D) DIN12 R1/4 Straight	A	B	C	D	E	F	1704-	
	8-97433-775-0		1	3506221-D17YZ	(E)	A	B	C	D	E	F	1704-	
	8-97433-776-0		1	3506222-D17YZ	(F)	A	B	C	D	E	F	1704-	
56	Bolt												
	0-2805-0800-0		1	Q18408100	M8X100 reel	A	B	C	D	E	F	1704-	
	0-2865-0620-0		1	Q1840620	M6X20 reel	A	B	C	D	E	F	1704-	
75	Support												
	8-97433-912-0		1	3506011-D17YZ		A	B	C	D	E	F	1704-	
93	Support												
	8-97433-910-0		1	3406095-D17YZ		A	B	C	D	E	F	1704-	

3-75		Front brake air pipe											
Figure No.													
Index No.	Recommended grade/part name										Date of application	I T C	
	Part No.	L	Q t y .	Qingling part No.	Remarks	Model applied							
						EXR 6W 420 High	EXR 6W 460 High	EXR 6U 380 High	EXZ 6U 380 height/reference	EXZ 6W 420 height			EXZ 6W 460 height
A	B	C	D	E	F								
98	---	Nylon hose											
		1-09399-031-0	1	3406197-D17YZ	(D)	A	B	C	D	E	F	1704-	
		8-97433-975-0	1	3506012-D17YZ	(A)	A	B	C	D	E	F	1704-	
		8-97433-980-0	1	3506032-D34EZ	(E)	A	B	C				1704-	
			1	3506022-D26YR	(E) Wheelbase (3900)	A						1704-	
		8-97433-981-0	1	3506031-D34EZ	(F)				D	E	F	1704-	
		8-97433-982-0	1	3406097-D17YZ	(C)	A	B	C	D	E	F	1704-	
		8-97433-983-0	1	3406099-D17YZ	(B)	A	B	C	D	E	F	1704-	
114	---	Connector assembly											
		8-97433-779-0	1	3506220-D17YZ		A	B	C	D	E	F	1704-	
115	---	Nut											
		0-9118-0108-0	1	Q32008	M8 reel	A	B	C	D	E	F	1704-	
122	---	Connector											
		1-09660-684-0	1	3519011-CYZ14	(A)	A	B	C	D	E	F	1704-	
		8-98181-830-0	2	3506181-D17YZ	(B) M20 & PT3/8 Elbow R3/8 & RC1/4 & RC3/8	A	B	C	D	E	F	1704-	
144	---	Connector											
		9-0920-5513-0	2	3506191-D17YZ	(A)	A	B	C	D	E	F	1704-	
		8-98057-394-1	1	8100684-CYZ14	(B)	A	B	C	D	E	F	1704-	
159	---	Clip											
		1-09700-994-0	3	8100664-CYZ14	(A) Inner diameter=31 H=30 L=35	A	B	C	D	E	F	1704-	
		1-09707-183-0	20	8202539-CYZ14	(B) L=350				D	E	F	1704-	
		1-09707-183-0	21	8202539-CYZ14	(B) L=350	A	B	C				1704-	
171	---	Nut											
		0-9118-0108-0	2	Q32008	M8 reel	A	B	C	D	E	F	1704-	
175	---	Sensor-air pressure											
		1-80220-023-1	2	8100687-CYZ14	Line R1/4	A	B	C	D	E	F	1704-	
176	---	Switch-air pressure											
		8-98010-857-0	2	8100659-CYZ14	Stamp 0.3	A	B	C	D	E	F	1704-	



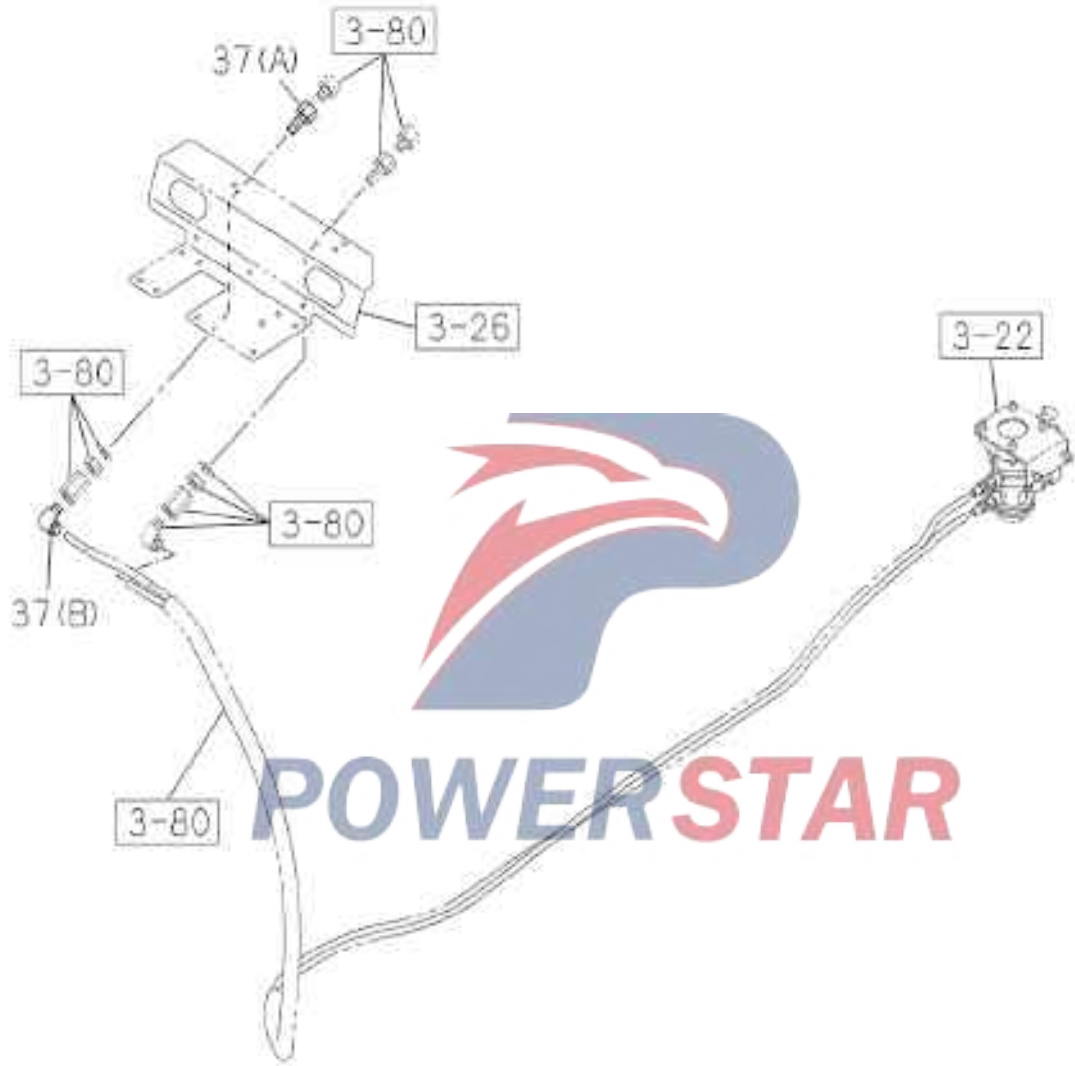






3-77 Rear brake air pipe

Figure No.



3-77 Rear brake air pipe

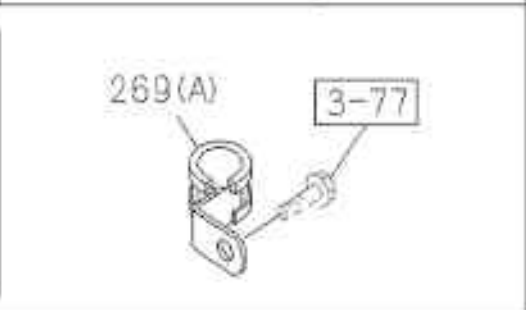
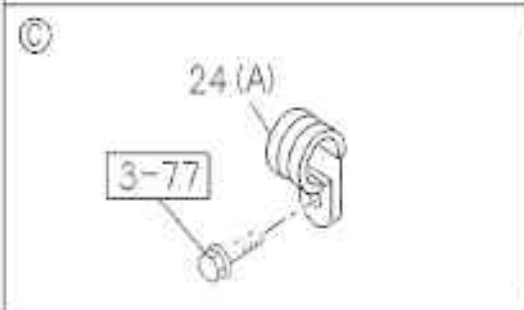
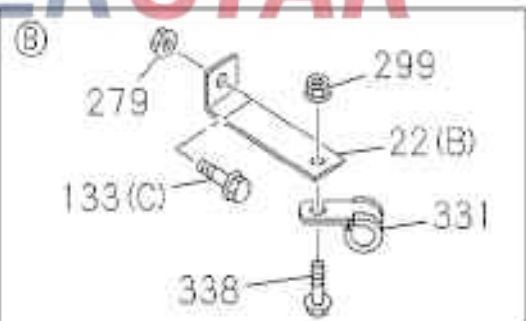
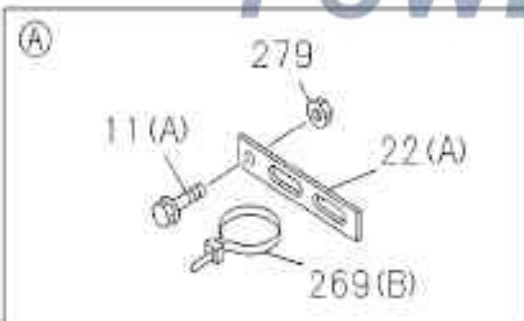
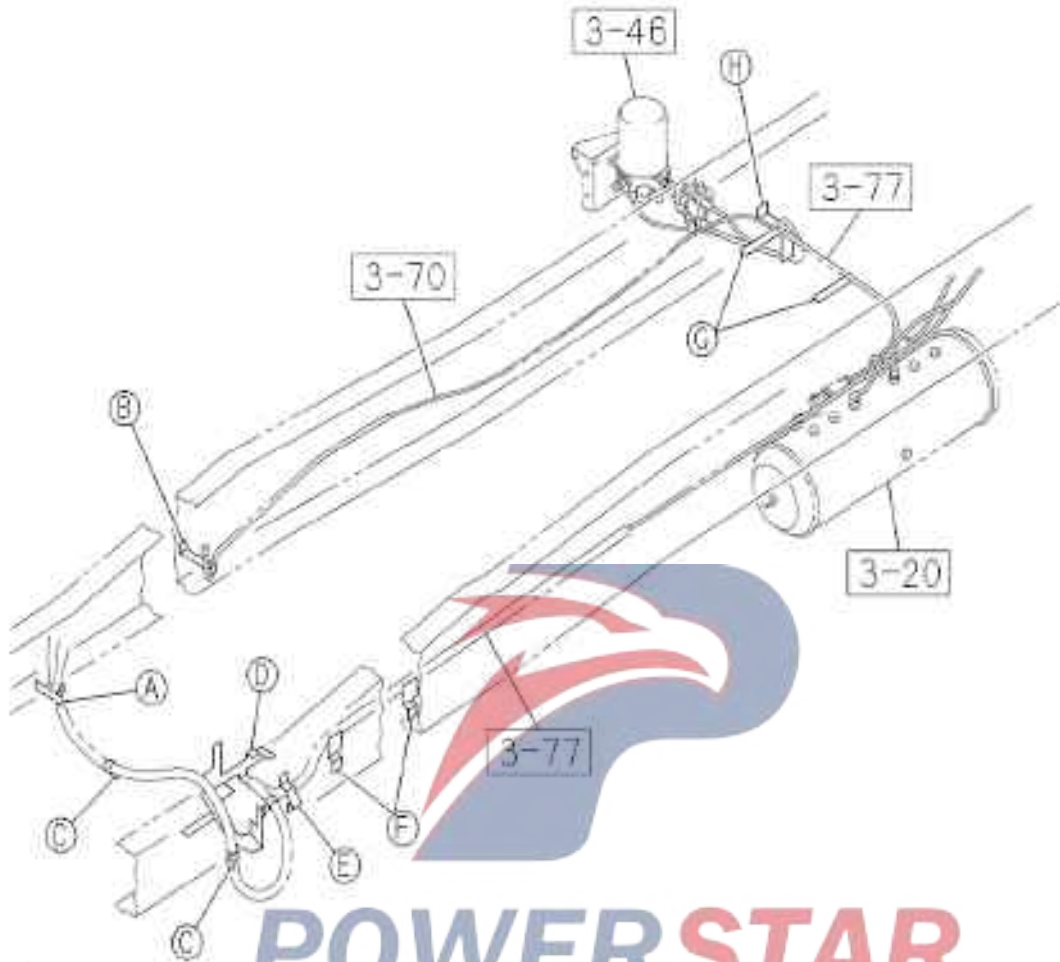
Index No.	Recommended grade/part name					Model applied						Date of application	I T C	
	Part No.	L R	Q t y .	Qingling part No.	Remarks	EXR 6W 420 height	EXR 6W 460 height	EXR 6U 380 height	EXZ 6U 380 height/reference	EXZ 6W 420 height	EXZ 6W 460 height			
						A	B	C	D	E	F			
2	Connector													
	0-9212-3310-0		1		M16 L=74 Straight	A	B	C					1704-	
	0-9212-3310-0		2		M16 L=74 Straight	A	B	C					1704-	
5	Nylon hose													
	1-09391-018-0		1	8100720-CYZ14		A	B	C	D	E	F		1704-	
37	Connector													
	1-09650-222-1		1	8100711-CYZ14	(A) M16 & PT1/2 Straight	A	B	C	D	E	F		1704-	
	8-97431-399-0		1	8100762-CYZ14	(B) DIN12 & R3/8 Elbow	A	B	C	D	E	F		1704-	
46	Connector													
	1-09650-182-1		1	3506311-CYZ14	M16 2 Direction	A	B	C					1704-	
50	Nut													
	0-9118-0108-0		2	Q32008	M8 reel	A	B	C	D	E	F		1704-	
67	Nut													
	0-9118-0108-0		2	Q32008	M8 reel	A	B	C					1704-	
71	Hose assembly													
	8-97434-061-0		1	3506182-D15YR	(A)	A	B	C					1704-	
	8-97434-062-0		1	3506183-D15YR	(B)	A	B	C					1704-	
72	Nut													
	0-9118-0108-0		1	Q32008	M8 reel	A	B	C	D	E	F		1704-	
	0-9118-0108-0		1	Q32008	M8 reel	A	B	C	D	E	F		1704-	
	0-9118-0108-0		1	Q32008	M8 reel			C		E	F		1704-	
73	Bolt													
	0-2865-0825-0		2	Q1840825	M8X25 reel	A	B	C					1704-	
74	Connector													
	8-97433-569-0		2	3506121-D15YR		A	B	C					1704-	
76	Connector													
	8-97433-569-0		1	3506121-D15YR		A	B	C	D	E	F		1704-	
78	Nut													
	0-9118-0106-0		2	Q32006	M6 reel	A	B	C	D	E	F		1704-	
79	Bolt													
	0-2865-0825-0		2	Q1840825	M8X25 reel	A	B	C					1704-	
89	Connector													
	8-97433-773-0		1	1703046-D17YZ					D	E	F		17C	
98	Nut													
	0-9111-0512-0		1	Q341B12	M12	A	B	C					17C	
	0-9111-0512-0		2	Q341B12	M12	A	B	C					17C	
127	Nut													
	0-9111-1516-0		1	Q341B16T12	M16	A	B	C					17C	
	0-9111-1516-0		2	Q341B16T12	M16	A	B	C					17C	
129	Connector													
	8-97433-158-0		1	8100657-D17YZ		A	B	C	D	E	F		1704-	
	8-97433-158-0		2	8100657-D17YZ		A	B	C	D	E	F		1704-	
133	Connector													
	1-09650-182-1		2	3506311-CYZ14	M16 2 Direction	A	B	C					1704-	

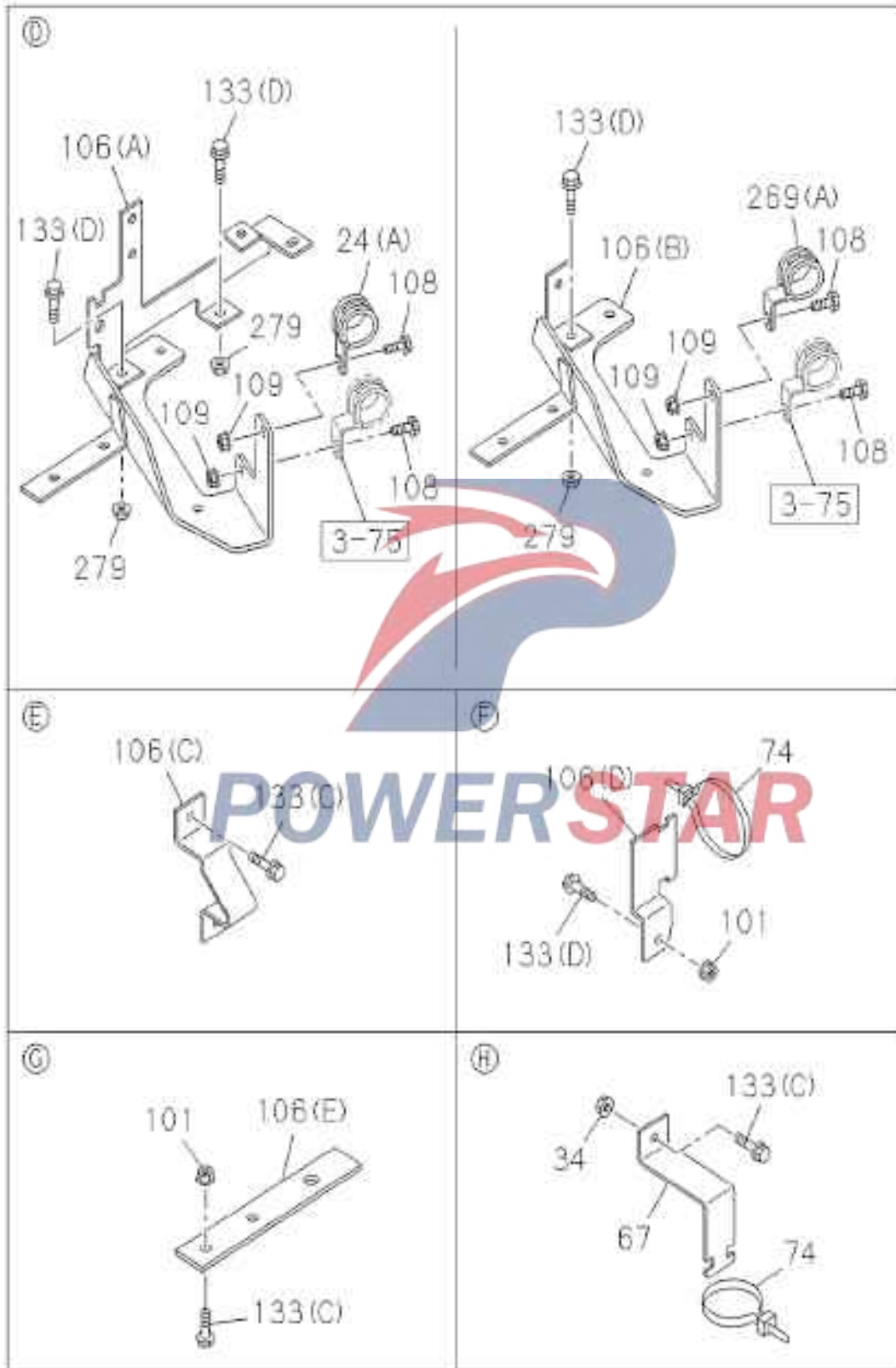
3-77
Figure No. Rear brake air pipe

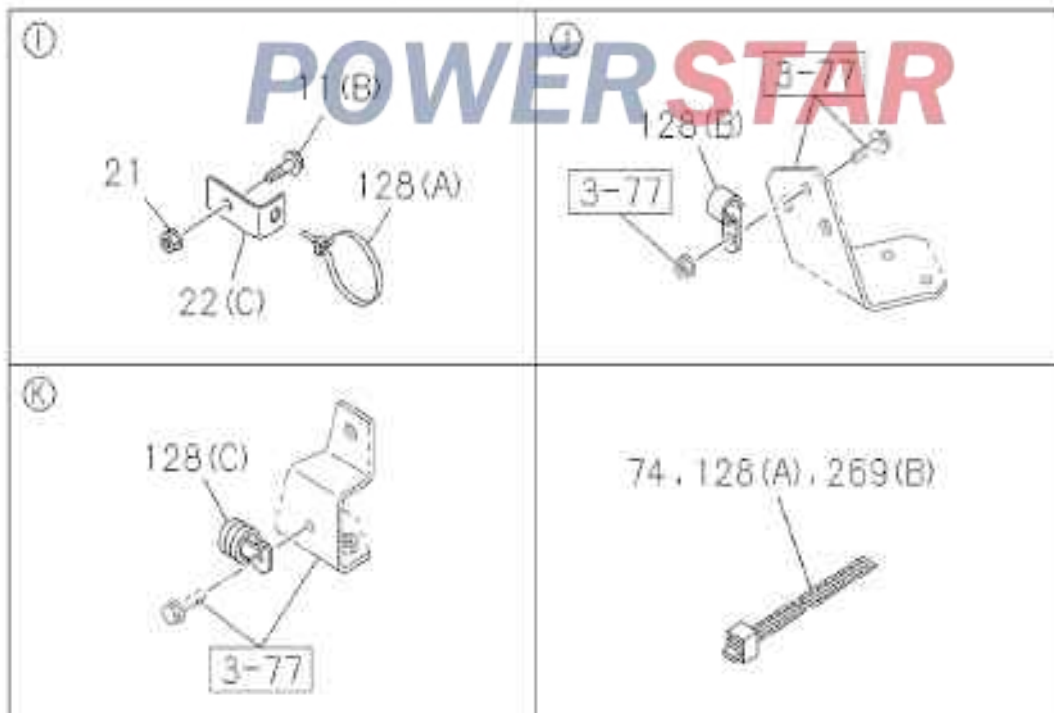
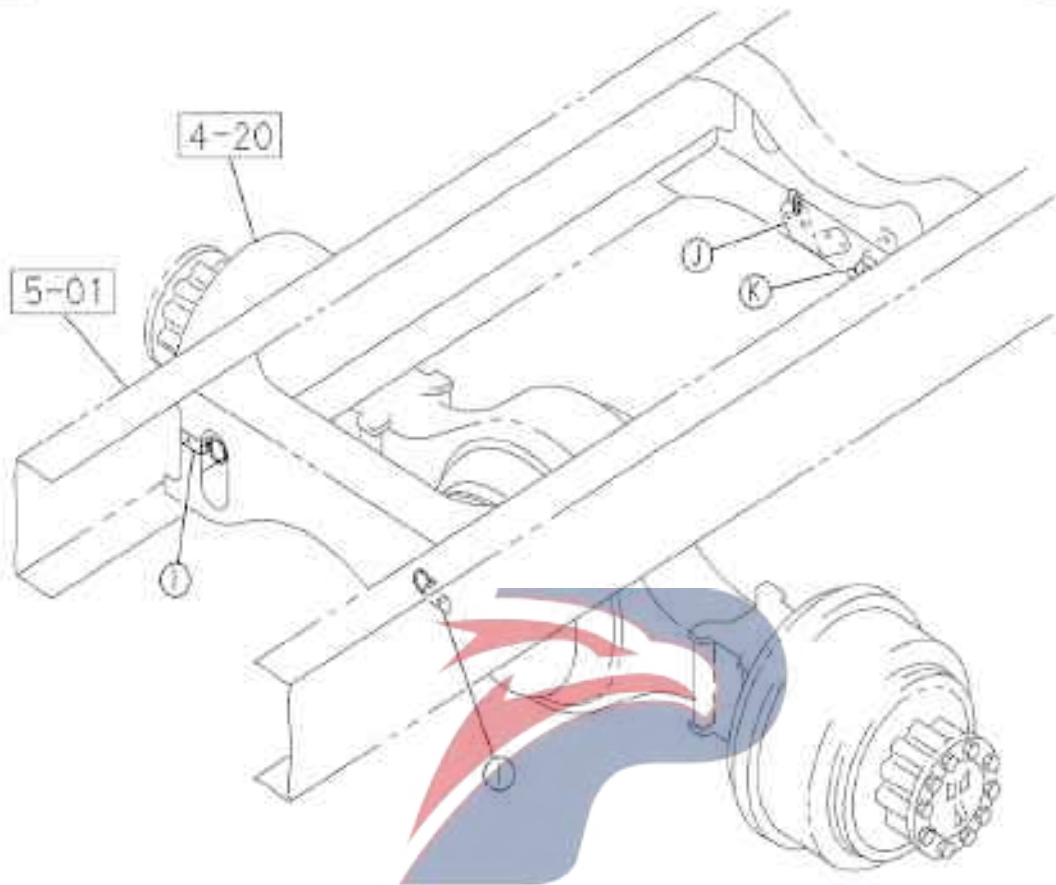
Index No.	Recommended grade/part name						Model applied						Date of appli	I T C
	Part No.	L	Q t y .	Qingling part No.	Remarks	EXR 6W 420 High	EXR 6W 460 High	EXR 6U 380 High	EXZ 6U 380 height/refer	EXZ 6W 420 height	EXZ 6W 460 height			
						A	B	C	D	E	F			
134	--- Connector													
	8-97433-569-0		1	3506121-D15YR	(A) DIN12 & M16 Straight	A	B	C					1704-	
	8-97433-569-0		1	3506121-D15YR	(A) DIN12 & M16 Straight	A	B	C					1704-	
	8-97431-631-0		1	3506149-CYZ14	(B) M16 & RC3/8 Straight	A	B	C					1704-	
	1-09661-007-0		1	3506122-D15YR	(C) DIN12X2 & R3/8 Direction	A	B	C					1704-	
143	--- Spring washer													
	0-9151-0816-0		1		Inner diameter=16.2	A	B	C					1704-	
	0-9151-0816-0		2		Inner diameter=16.2	A	B	C					1704-	
160	--- Hose assembly													
	8-97431-651-0		1	3506320-CYR14		A	B	C					1704-	
163	--- Support													
	8-98114-702-0		1	3506184-D15YR		A	B	C					1704-	
175	--- Bolt													
	0-2865-1025-0		2	Q1841025(P=1.25)	M10X25 reel	A	B	C					1704-	
178	--- Support													
	8-97432-906-0		1	8100690-D17YZ	(A)	A	B	C	D	E	F		1704-	
	8-98031-033-1		1		(B)	A	B	C					1704-	
	8-97433-807-0		1	3506111-D15YR	(C)	A	B	C					1704-	
	8-98114-771-0		1	3506312-CYZ14	(D)	A	B	C					1704-	
184	--- Bolt													
	0-2865-0820-0		3	Q1840820	M8X20 reel	A	B	C	D	E	F		1704-	
192	--- Nylon hose													
	1-09390-056-0		1	2403010-D17YZ	(Q)				D	E	F		1704-	
			1	2403010-D26YR	(Q) Wheelbase (3900)	A							1704-	
	1-09392-002-0		1	3506213-D17YZ	(T)				D	E	F		1704-	
	1-09398-041-0		1	3506232-D15YR	(H)	A	B	C					1704-	
	8-97434-341-0	R	1	3506320-D15YR	(K)	A	B	C					1704-	
	8-97434-342-0	L	1	3506330-D15YR	(L)	A	B	C					1704-	
	8-97433-221-0		1	8100680-D17YZ	(A)	A	B		D				1704-	
	8-97433-222-0		1	8100650-D17YZ	(B)			C		E	F		1704-	
	8-97433-972-0		1	3506212-D17YZ	(C)	A	B	C	D	E	F		1704-	
	8-97433-973-0		1	3506239-D15YR	(G)	A	B	C					1704-	
	8-97433-974-0		1	3506239-D17YZ	(G) Wheelbase (3900)	A							1704-	
	8-97433-974-0		1	3506239-D17YZ	(P)				D	E	F		1704-	
	8-97433-984-0		1	3406202-D34EZ	(F)	A	B	C					1704-	
			1	3406202-D26YR	(F) Wheelbase (3900)	A							1704-	
	8-97433-985-0		1	3406203-D34EZ	(O)				D	E	F		1704-	
	8-97433-986-0		1	3506215-D15YR	(J)	A	B	C					1704-	
	8-97433-987-0		1	3506216-D15YR	(I)	A	B	C					1704-	
	8-97433-988-0		1	3506231-D17YZ	(R)				D	E	F		1704-	
	8-97433-989-0		1	3506233-D17YZ	(S)				D	E	F		1704-	
	8-97433-990-0		1	3406251-D17YZ	(D)	A	B						1704-	

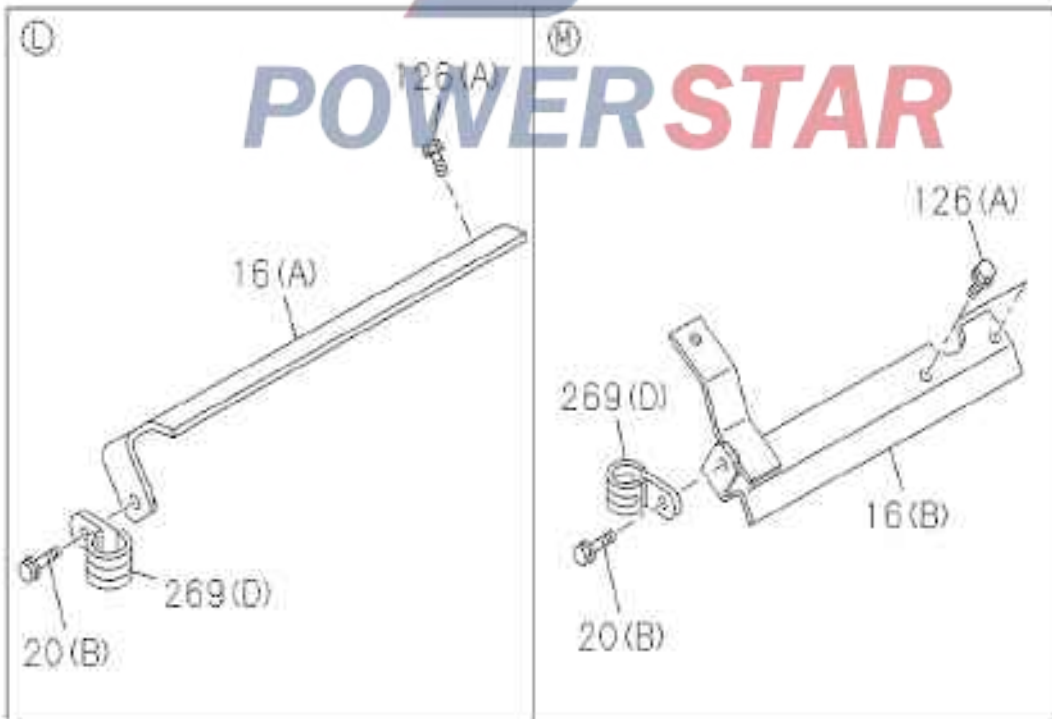
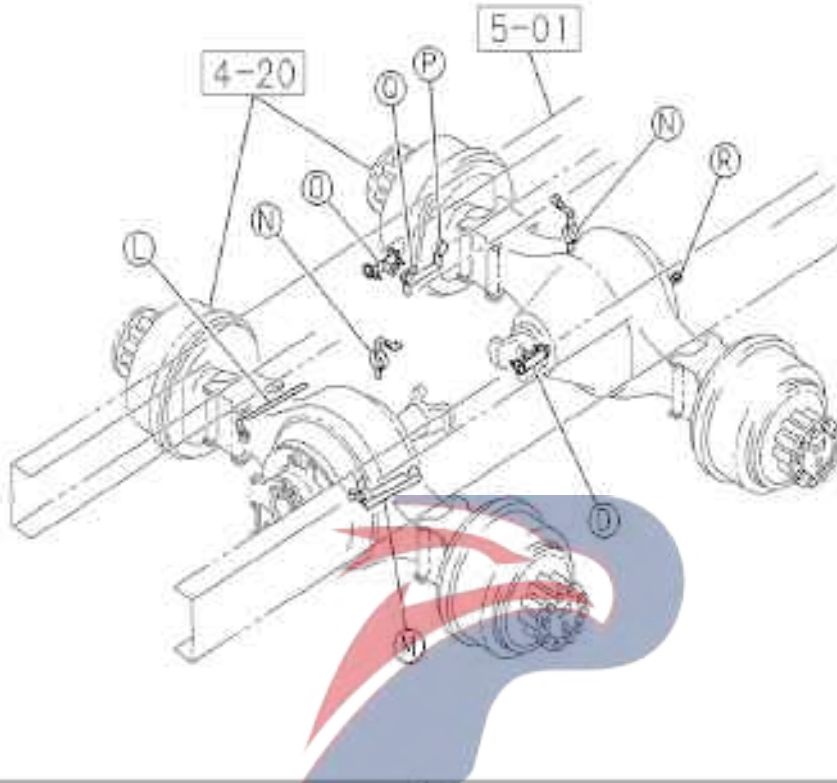
3-77		Rear brake air pipe												
Figure No.														
Index No.	Recommended grade/part name													
	Part No.	L R	Q t y .	Qingling part No.	Remarks	Model applied						Date of application	I T C	
						EXR 6W 420 High	EXR 6W 460 High	EXR 6U 380 High	EXZ 6U 380 height/refer	EXZ 6W 420 height	EXZ 6W 460 height			
A	B	C	D	E	F									
218	8-97433-991-0		1	3406252-D17YZ	(E) (Wheelbase3450)	A	B	C				1704-		
			1	3406252-D26YR	(E) Wheelbase (3900)	A								
	8-97433-992-0		1	3406253-D17YZ	(M)				D			1704-		
	8-97433-993-0		1	3406254-D17YZ	(N)					E	F	1704-		
	8-97434-068-0		1	3506214-D17YZ	(U)				D	E	F	1704-		
	--- Plug cover													
	8-94107-642-1		2	8101362-CYZ14		A	B	C	D	E	F	1704-		
	220 --- Exhaust brake hose													
	8-97433-531-0		2	8100654-D17YZ		A	B	C	D	E	F	1704-		
	225 --- Nut													
	0-9118-0108-0		1	Q32008	M8 reel	A	B	C				1704-		
	0-9118-0108-0		1	Q32008	M8 reel	A	B	C	D	E	F	1704-		
	297 --- Binding tape													
	1-09707-183-0		1	8202539-CYZ14	L=350	A	B	C	D	E	F	1704-		
	315 --- Binding tape													
1-09701-006-0		2	3206062-CYZ14	(A) I.D.=26 L=27	A	B	C	D	E	F	1704-			
1-09707-183-0		1	8202539-CYZ14	(B) L=350				D	E	F	1704-			
471 --- Insertion strip														
1-79738-832-0		1	8100688-CYZ14		A	B	C	D	E	F	1704-			

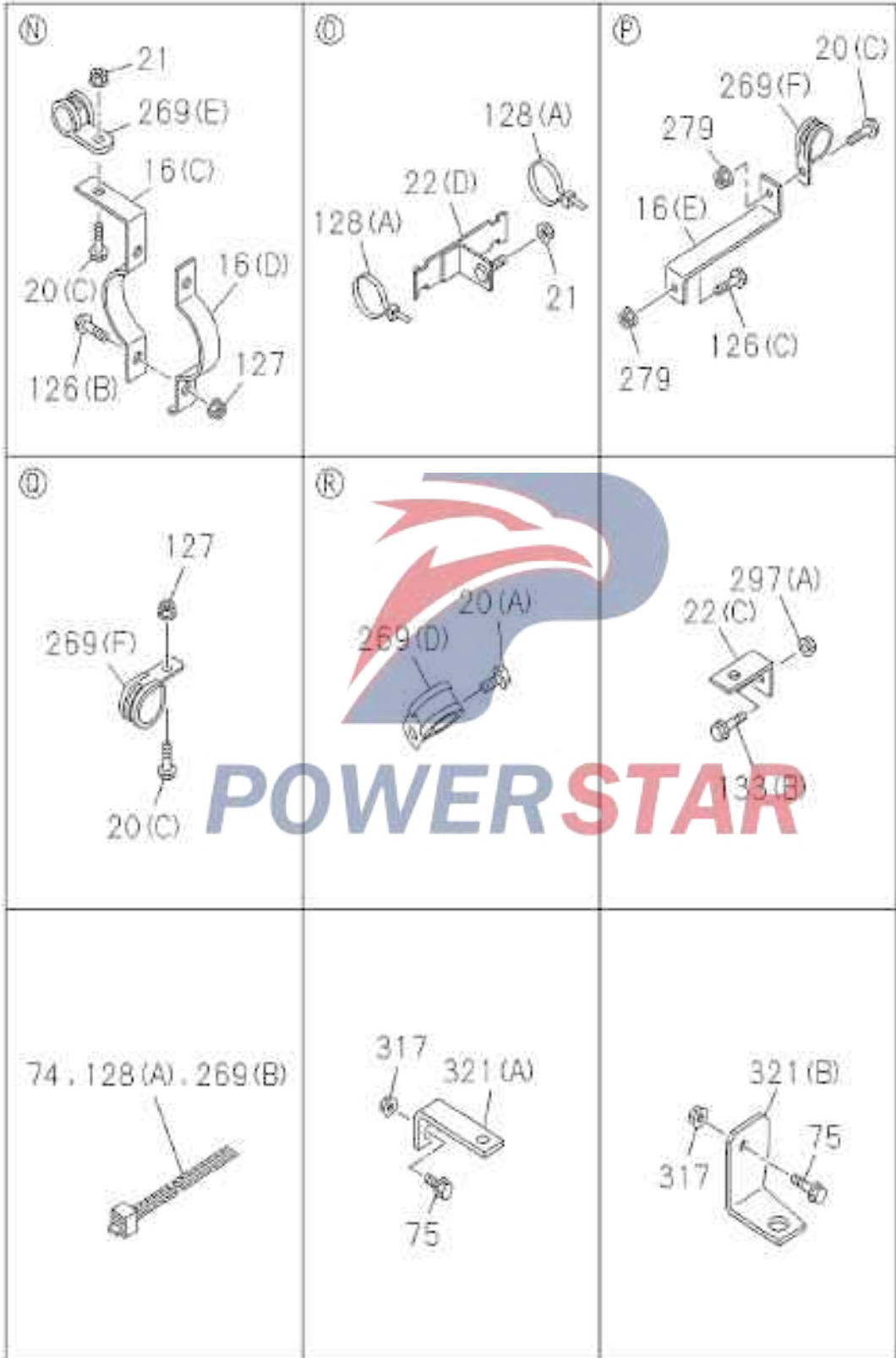
POWERSTAR

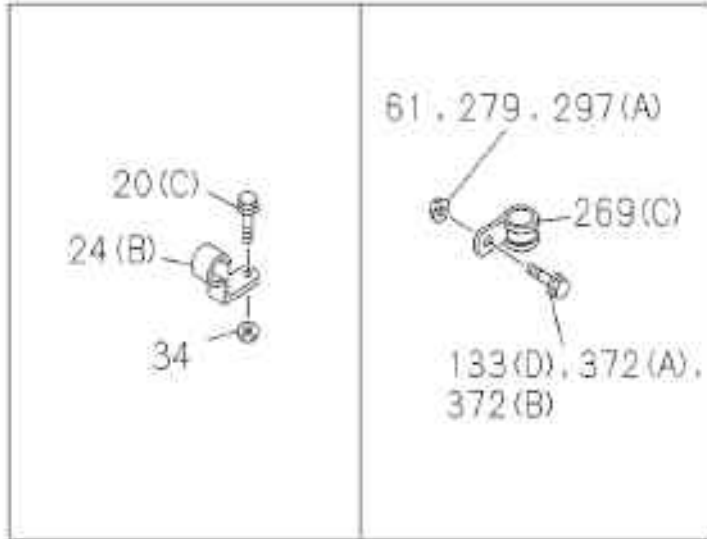












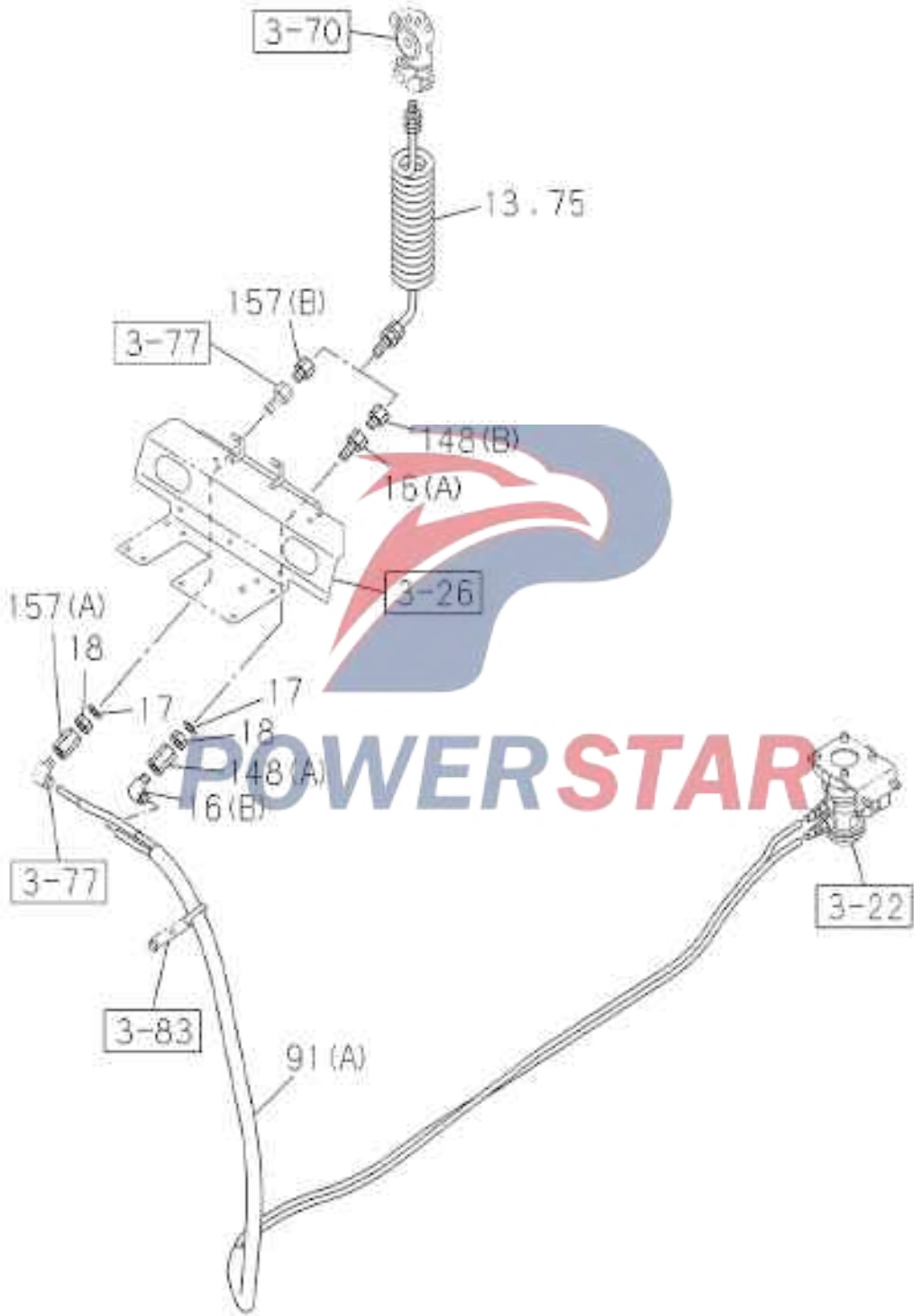
POWERSTAR

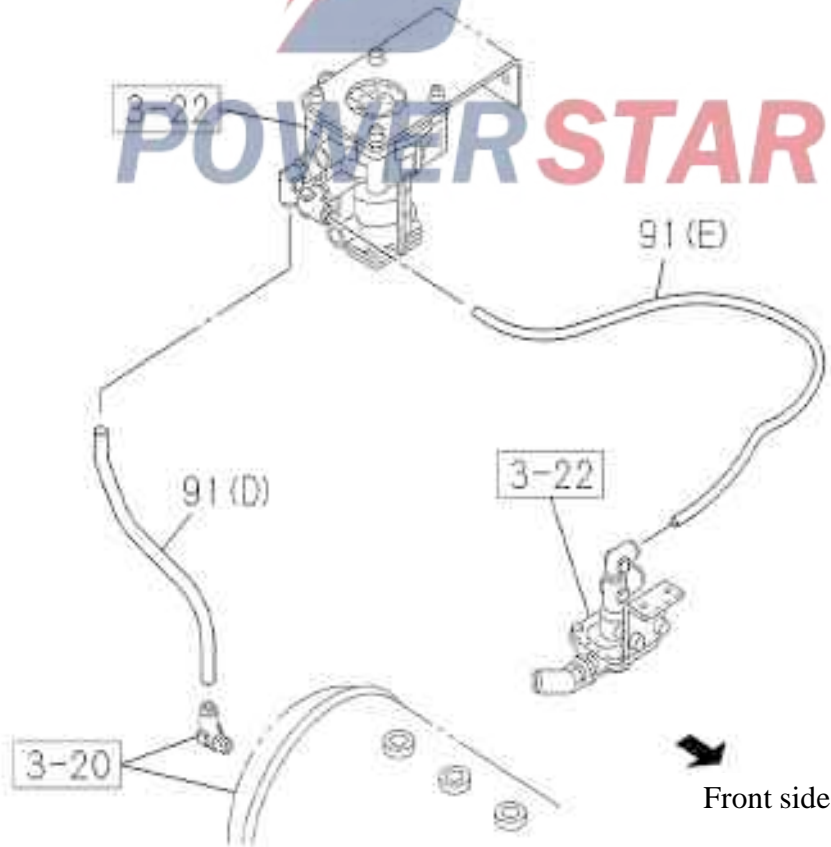
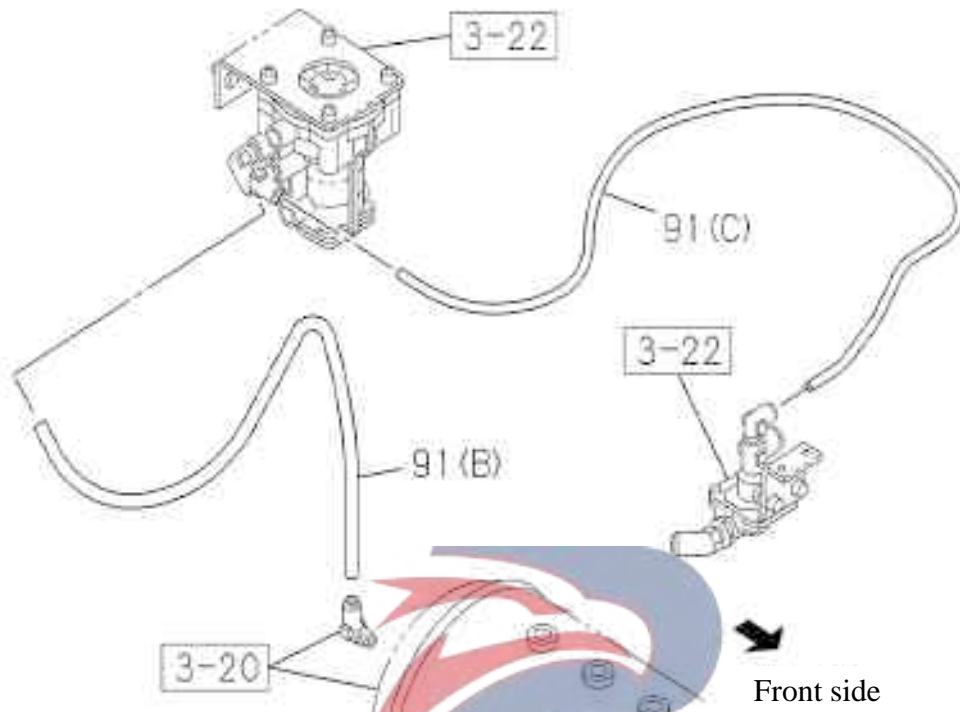
3-78		Air pipeline fixing part																			
Figure No.																					
Index No.	Recommended grade/part name										Date of application	I T C									
	Part No.	L R	Q t y .	Qingling part No.	Remarks	Model applied															
						EXR 6W 420 High	EXR 6W 460 High	EXR 6U 380 High	EXZ 6U 380 height/reference	EXZ 6W 420 height			EXZ 6W 460 height								
A	B	C	D	E	F																
11	---	Bolt																			
		0-2865-0820-0		1	Q1840820	(A) M8X20 reel				C			E	F	1704-						
		0-2865-0825-0		1	Q1840825	(B) M8X25 reel	A	B	C						1704-						
		0-2865-0825-0		1	Q1840825	(B) M8X25 reel	A	B	C						1704-						
16	---	Support																			
		1-42129-486-1		1	3506081-CYZ14	(A)						D	E	F	1704-						
		1-42129-500-0		1	3506082-CYZ14	(B)						D	E	F	1704-						
		8-97431-537-0		1	3506189-CYZ14	(C)						D	E	F	1704-						
		8-97431-537-0		1	3506189-CYZ14	(C)						D	E	F	1704-						
		8-97431-538-0		1	3506188-CYZ14	(D)						D	E	F	1704-						
		8-97431-538-0		1	3506188-CYZ14	(D)						D	E	F	1704-						
		8-97433-917-0		1	3506188-D17YZ	(E)						D	E	F	1704-						
20	---	Bolt																			
		0-2805-0816-0		1	Q1840816	(A) M8X16 reel						D	E	F	1704-						
		0-2865-0820-0		2	Q1840820	(B) M8X20 reel						D	E	F	1704-						
		0-2865-0825-0		2	Q1840825	(C) M8X25 reel						D	E	F	1704-						
		0-2865-0825-0		2	Q1840825	(C) M8X25 reel						D	E	F	1704-						
		0-2865-0825-0		1	Q1840825	(C) M8X25 reel	A	B	C	D					1704-						
		0-2865-0830-0		1	Q1840830	(D) M8X30 reel							E	F	1704-						
21	---	Nut																			
		0-9118-0108-0		2	Q32008	M8 reel						D	E	F	1704-						
		0-9118-0108-0		2	Q32008	M8 reel						D	E	F	1704-						
22	---	Support																			
		1-47477-514-3		1	3506319-CYZ14B	(A)				C			E	F	1704-						
		1-47478-439-0		2	3506022-117	(C) L=55 B=25	A	B	C	D		E	F		1704-						
		1-47478-439-0		1	3506022-117	(C) L=55 B=25	A	B	C						1704-						
		1-47479-554-0		1	3506088-CYZ14	(D)						D	E	F	1704-						
		1-47479-554-0		1	3506088-CYZ14	(D)						D	E	F	1704-						
		1-82699-085-0		1	3724419-117	(B) L=95 H=25	A	B	C	D					1704-						

3-78		Air pipeline fixing part																			
Figure No.																					
Index No.	Recommended grade/part name										Date of application	I T C									
	Part No.	L	Q t y .	Qingling part No.	Remarks	Model applied															
						EXR 6W 420 HIGH	EXR 6W 460 HIGH	EXR 6U 380 HIGH	EXZ 6U 380 height/refer	EXZ 6W 420 height			EXZ 6W 460 height								
A	B	C	D	E	F																
24	Clip																				
	1-09700-606-0		1	8100665-CYZ14	(B)	A	B	C	D	E	F	1704-									
					Inner diameter=15 H=24 L=20																
	1-09700-809-0		1	3506183-CYZ14	(A)	A	B				E	F	1704-								
					I.D.=24 L=27																
	1-09700-809-0		3	3506183-CYZ14	(A)			C	D				1704-								
					I.D.=24 L=27																
27	Clip																				
	1-09701-216-0		2	3206421-CYZ14	I.D.=15 L=28						E	F	1704-								
34	Nut																				
	0-9118-0108-0		1	Q32008	M8 reel	A	B	C	D	E	F	1704-									
	0-9118-0108-0		1	Q32008	M8 reel	A	B	C	D				1704-								
60	Bolt																				
	0-2865-0820-0		1	Q1840820	M8X20 reel						E	F	1704-								
61	Nut																				
	0-9118-0108-0		3	Q32008	M8 reel	A	B	C	D				1704-								
67	Support																				
	8-97433-909-0		1	3606321-D17YZ		A	B	C	D	E	F	1704-									
74	Binding tape																				
	1-09707-183-0		1	8202539-CYZ14	L=350	A	B	C	D	E	F	1704-									
75	Bolt																				
	0-2865-0820-0		2	Q1840820	M8X20 reel						E	F	1704-								
101	Nut																				
	0-9118-0108-0		2	Q32008	M8 reel	A	B	C	D	E	F	1704-									
	0-9118-0108-0		2	Q32008	M8 reel	A	B	C	D	E	F	1704-									
106	Support																				
	1-47471-217-0		2	3506096-CYZ14	(E)	A	B	C	D	E	F	1704-									
					L=150																
	8-97430-375-0		1	3506015-CYZ14	(C)	A	B	C	D	E	F	1704-									
	8-97430-380-0		2	3506074-CYZ14	(D)	A	B	C	D	E	F	1704-									
	8-97433-913-0		1	3506074-D17YZ	(A)			C	D				1704-								
	8-97433-914-0		2	3506075-D17YZ	(B)	A	B				E	F	1704-								
108	Bolt																				
	0-2865-0820-0		3	Q1840820	M8X20 reel	A	B	C	D	E	F	1704-									
109	Nut																				
	0-9118-0108-0		2	Q32008	M8 reel	A	B	C	D	E	F	1704-									
126	Bolt																				
	0-2805-0816-0		4	Q1840816	(A)					D	E	F	1704-								
					M8X16 reel																
	0-2865-0825-0		2	Q1840825	(B)					D	E	F	1704-								
					M8X25 reel																
	0-2865-0825-0		2	Q1840825	(B)					D	E	F	1704-								
					M8X25 reel																
	0-2865-0835-0		1	Q1840835	(C)					D	E	F	1704-								
					M8X35 reel																

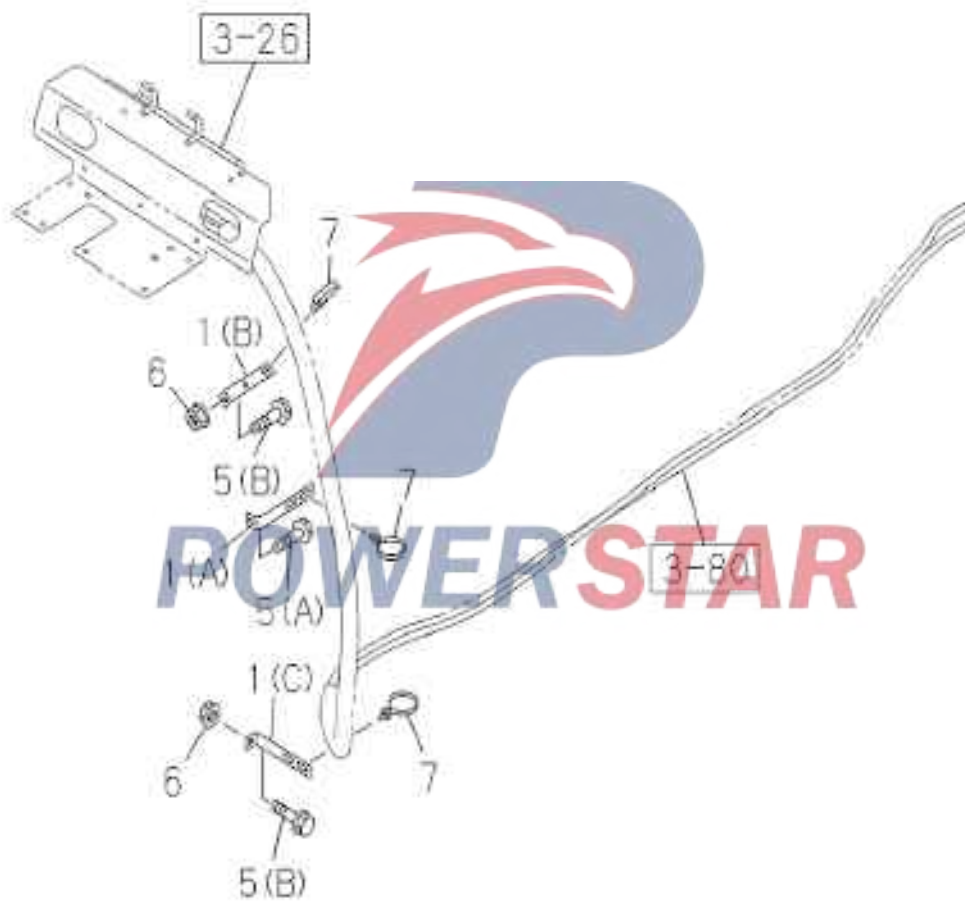
3-78		Air pipeline fixing part																			
Figure No.																					
Index No.	Recommended grade/part name										Date of application	I T C									
	Part No.	L R	Q t y .	Qingling part No.	Remarks	Model applied															
						EXR 6W 420 High	EXR 6W 460 High	EXR 6U 380 High	EXZ 6U 380 height/refer	EXZ 6W 420 height			EXZ 6W 460 height								
A	B	C	D	E	F																
127	---	Nut																			
		0-9118-0108-0		2	Q32008	M8 reel							D	E	F						1704-
		0-9118-0108-0		3	Q32008	M8 reel							D	E	F						1704-
128	---	Binding tape																			
		0-9523-5255-0		1	3506716-D17YZ	(B) I.D.=13 L=28		A	B	C				E	F						1704-
		1-09700-862-0		1	3509065-P301	(C) Inner diameter=24.5 H=23 L=25		A	B	C											1704-
		1-09707-183-0		12	8202539-CYZ14	(A) L=350		A	B	C											1704-
		1-09707-183-0		19	8202539-CYZ14	(A) L=350							D	E	F						1704-
133	---	Bolt																			
		0-2805-0610-0		1	Q1840610	(A) M6X10 reel									E	F					1704-
		0-2865-0825-0		2	Q1840825	(B) M8X25 reel								D	E	F					1704-
		0-2865-0835-0		2	Q1840835	(B) Wheelbase (3900) M8X35 reel		A													1704-
		0-2865-0830-0		4	Q1840830	(C) M8X30 reel		A	B	C	D	E	F								1704-
		0-2865-0830-0		1	Q1840830	(C) M8X30 reel		A	B	C	D	E	F								1704-
		0-2865-0830-0		1	Q1840830	(C) M8X30 reel		A	B	C	D										1704-
		0-2865-0835-0		2	Q1840835	(D) M8X35 reel		A	B	C											1704-
		0-2865-0835-0		4	Q1840835	(D) M8X35 reel		A	B	C	D	E	F								1704-
269	---	Clip																			
		1-09700-809-0		1	3506183-CYZ14	(C) I.D.=24 L=27		A	B	C	D	E	F								1704-
		1-09700-875-0		2	3506182-CYZ14	(A) Inner diameter=25 H=30 L=35							D	E	F						1704-
		1-09700-945-0		2	3206061-CYZ14	(F) I.D.=35 L=33							D	E	F						1704-
		1-09701-006-0		2	3206062-CYZ14	(D) I.D.=26 L=27							D	E	F						1704-
		1-09701-006-0		1	3206062-CYZ14	(D) I.D.=26 L=27							D	E	F						1704-
		1-09707-183-0		1	8202539-CYZ14	(B) L=350				C			E	F							1704-
		1-09707-183-0		6	8202539-CYZ14	(B) L=350		A	B	C											1704-
		1-09707-183-0		15	8202539-CYZ14	(B) L=350							D	E	F						1704-
		8-98009-359-0		2	3206047-CYZ14	(E) I.D.=39 L=33							D	E	F						1704-

3-78		Air pipeline fixing part																			
Figure No.																					
Index No.	Recommended grade/part name										Date of application	I T C									
	Part No.	L R	Q t y .	Qingling part No.	Remarks	Model applied															
						EXR 6W 420 High	EXR 6W 460 High	EXR 6U 380 High	EXZ 6U 380 height/refer	EXZ 6W 420 height			EXZ 6W 460 height								
A	B	C	D	E	F																
279	--- Nut																				
	0-9118-0108-0		2	Q32008	M8 reel	A	B	C	D	E	F										1704-
	0-9118-0108-0		6	Q32008	M8 reel	A	B	C	D	E	F										1704-
297	--- Nut																				
	0-9118-0108-0		2	Q32008	(A) M8 reel	A	B	C	D	E	F										1704-
	0-9118-0212-0		1	Q32012T13F2(P=1.25)	(B) M12 reel					E	F										1704-
299	--- Nut																				
	0-9118-0108-0		1	Q32008	M8 reel	A	B	C	D												1704-
317	--- Nut																				
	0-9118-0108-0		2	Q32008	M8 reel					E	F										1704-
321	--- Support																				
	1-47478-328-0		1	3506127-D17YZ	(A) L=75 H=25	A	B			E	F										1704-
	8-97624-068-0		1	3506126-D17YZ	(B)	A	B			E	F										1704-
331	--- Clip																				
	1-09701-067-0		1	3506813-CYZ14	I.D.=18 L=28	A	B	C	D												1704-
338	--- Bolt																				
	0-2865-0820-0		1	Q1840820	M8X20 reel	A	B	C	D												1704-
372	--- Bolt																				
	0-2865-0830-0		2	Q1840830	(A) M8X30 reel	A	B	C	D	E	F										1704-
	0-2865-0835-0		2	Q1840835	(B) M8X35 reel	A	B	C	D	E	F										1704-





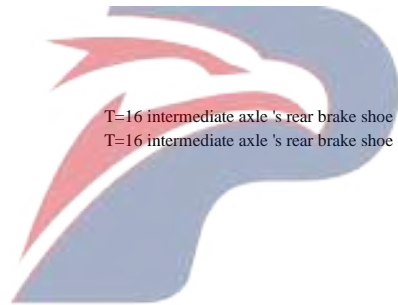
3-80		Trailer brake circuit														
Figure No.																
Index No.	Recommended grade/part name					Model applied						Date of application	I T C			
	Part No.	L	Q	t	y	Qingling part No.	Remarks	EXR 6W 420 High	EXR 6W 460 High	EXR 6U 380 High	EXZ 6U 380 height/reference			EXZ 6W 420 height	EXZ 6W 460 height	
								A	B	C	D			E	F	
13	---	Nylon hose assembly														
		8-97433-834-0		1				A	B	C						1704-
		8-97433-835-0		1		3506189-D17YZ					D	E	F			1704-
16	---	Connector														
		1-09650-222-1		1		8100711-CYZ14	(A) M16 & PT1/2 Straight	A	B	C	D	E	F			1704-
		8-97431-399-0		1		8100762-CYZ14	(B) Left rear secondary brake shoe(rear axle)	A	B	C	D	E	F			1704-
17	---	Spring washer					Left front secondary brake shoe (middle axle)									
		0-9151-0516-0		1			Right leading shoe(rear axle)	A	B	C	D	E	F			1704-
		0-9151-0516-0		1			Inner diameter=16.2	A	B	C	D	E	F			1704-
18	---	Nut					Left leading shoe(rear axle)									
		0-9111-1516-0		1		Q341B16T12	M16	A	B	C	D	E	F			1704-
		0-9111-1516-0		1		Q341B16T12	M16	A	B	C	D	E	F			1704-
75	---	Nylon hose assembly														
		8-97433-834-0		1		3506185-D17YZ		A	B	C						1704-
		8-97433-835-0		1		3506189-D17YZ					D	E	F			1704-
91	---	Nylon hose														
		1-09394-031-0		1		3506591-D17YZ	(E)				D	E	F			1704-
		1-09394-042-0		1		3506238-D15YR	(C)	A	B	C						1704-
				1		3506238-D26YR	(C) Wheelbase (3900)	A								1704-
		1-09398-007-0		1		3506236-D17YZ	(D)				D	E	F			1704-
		1-09398-028-0		1		3506237-D15YR	(B)	A	B	C						1704-
				1		3506237-D26YR	(B) Wheelbase (3900)	A								1704-
		8-97433-994-0		1		3506286-D17YZ	(A)									1704-
		8-97433-995-0		1		3506233-D15YR	(A)	A	B	C						1704-
		8-97433-996-0		1		3506234-D17YZ	T=16 intermediate axle 's rear brake shoe				D					1704-
		8-97433-997-0		1		3506235-D17YZ	T=16 intermediate axle 's rear brake shoe					E	F			1704-
				1		3506235-D26YRB	(A)	A								1704-
148	---	Connector														
		1-09660-078-0		1		8100712-CYZ14	(B) M16 & PT1/2 Straight	A	B	C	D	E	F			1704-
		8-97431-631-0		1		3506149-CYZ14	(A) M16 & RC3/8 Straight	A	B	C	D	E	F			1704-
157	---	Connector														
		1-09660-078-0		1		8100712-CYZ14	(B) M16 & PT1/2 Straight	A	B	C	D	E	F			1704-
		8-97431-631-0		1		3506149-CYZ14	(A) M16 & RC3/8 Straight	A	B	C	D	E	F			1704-



3-83		Trailer pipeline fixing part												
Figure No.														
Index No.	Recommended grade/part name					Model applied						Date of application	I T C	
	Part No.	L	Q	Qingling part No.	Remarks	EXR 6W 420 High	EXR 6W 460 High	EXR 6U 380 High	EXZ 6U 380 height/reference	EXZ 6W 420 height	EXZ 6W 460 height			
						A	B	C	D	E	F			
1	Support													
	1-47477-629-2		1	3506552-CYZ14	(A) L=150 H=30	A	B	C	D	E	F	1704-		
	1-47477-646-3		1	3506184-D17YZ	(C) L=225 H=30	A	B	C	D	E	F	1704-		
	1-47477-715-3		1	3506184-CYZ14	(B) L=115 H=30	A	B	C	D	E	F	1704-		
5	Bolt													
	0-2865-0820-0		1	Q1840820	(A) M8X20 reel	A	B	C	D	E	F	1704-		
	0-2865-0830-0		2	Q1840830	(B) M8X30 reel	A	B	C	D	E	F	1704-		
6	Nut													
	0-9118-0108-0		1	Q32008	M8 reel					E	F	1704-		
	0-9118-0108-0		2	Q32008	M8 reel	A	B	C	D			1704-		
7	Binding tape													
	1-09707-183-0		4	8202539-CYZ14	L=350					E	F	1704-		
	1-09707-183-0		5	8202539-CYZ14	L=350	A	B	C	D			1704-		
	1-09707-183-0		1	8202539-CYZ14	L=350	A	B	C				1704-		

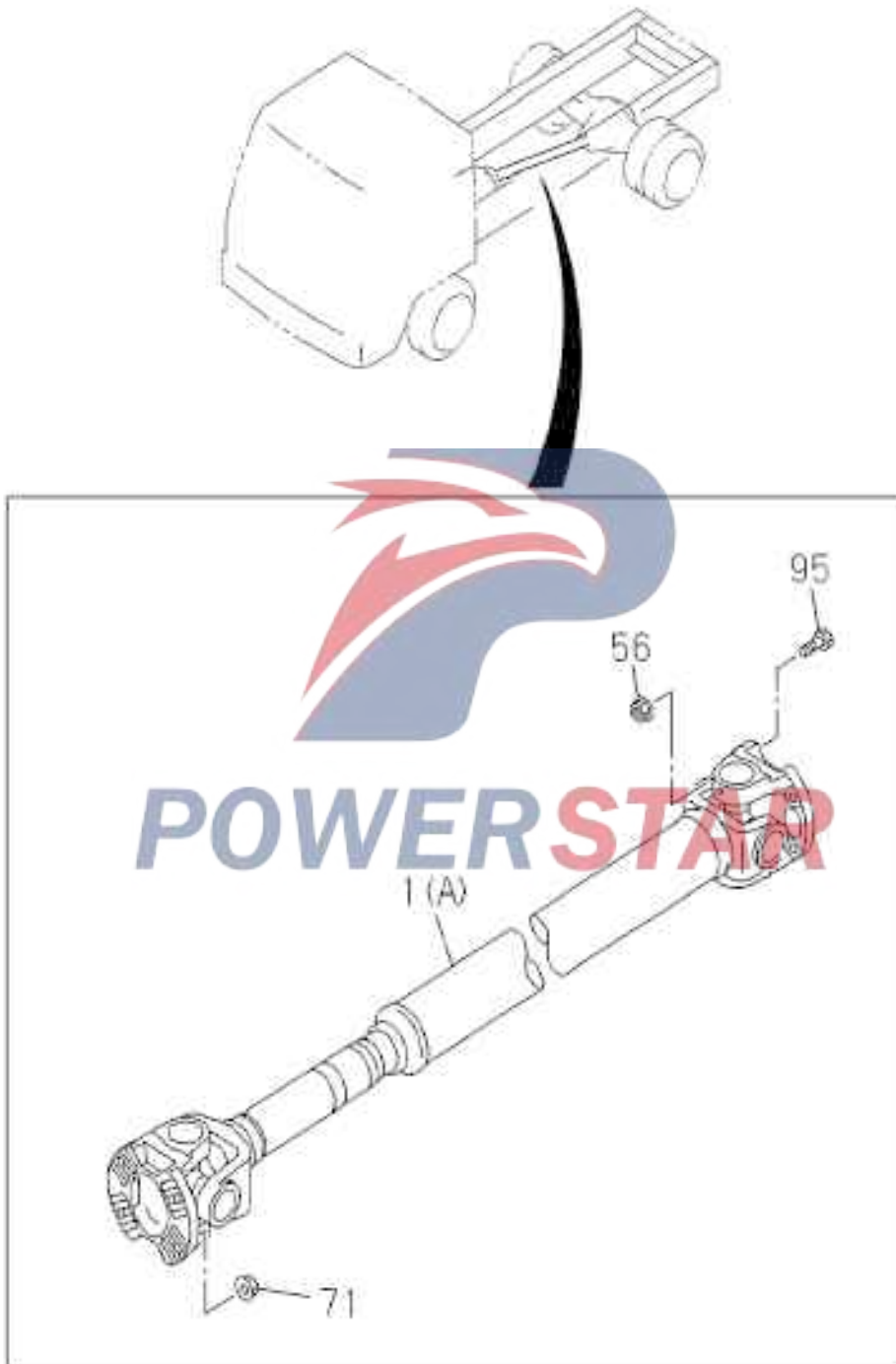
Left rear secondary brake shoe(rear axle)
Left front secondary brake shoe (middle axle)
Right leading shoe(rear axle)

Left leading shoe(rear axle)



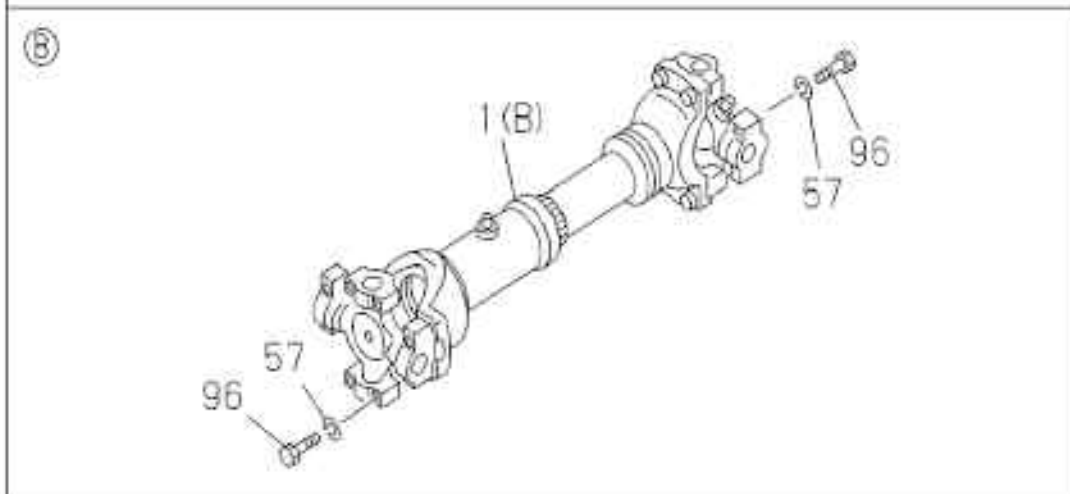
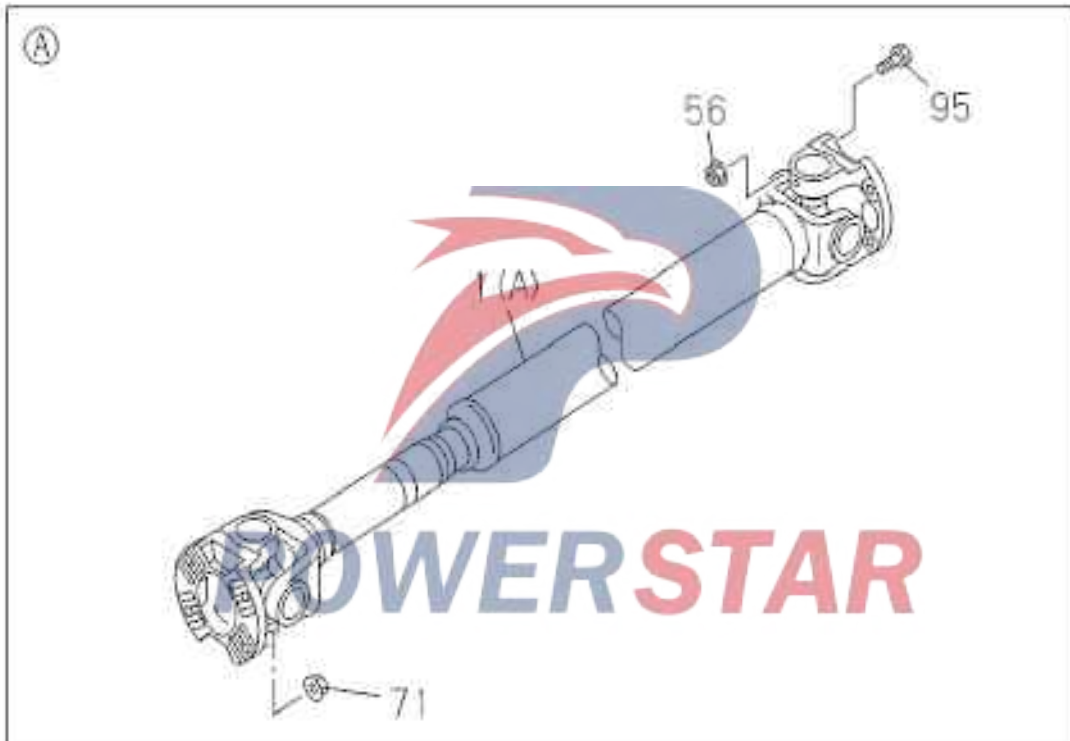
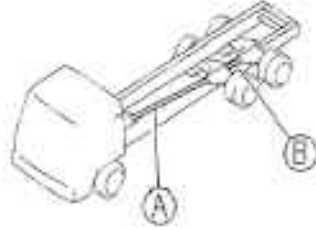
T-16 intermediate axle 's rear brake shoe
T-16 intermediate axle 's rear brake shoe

POWERSTAR



4-01 Drive shaft

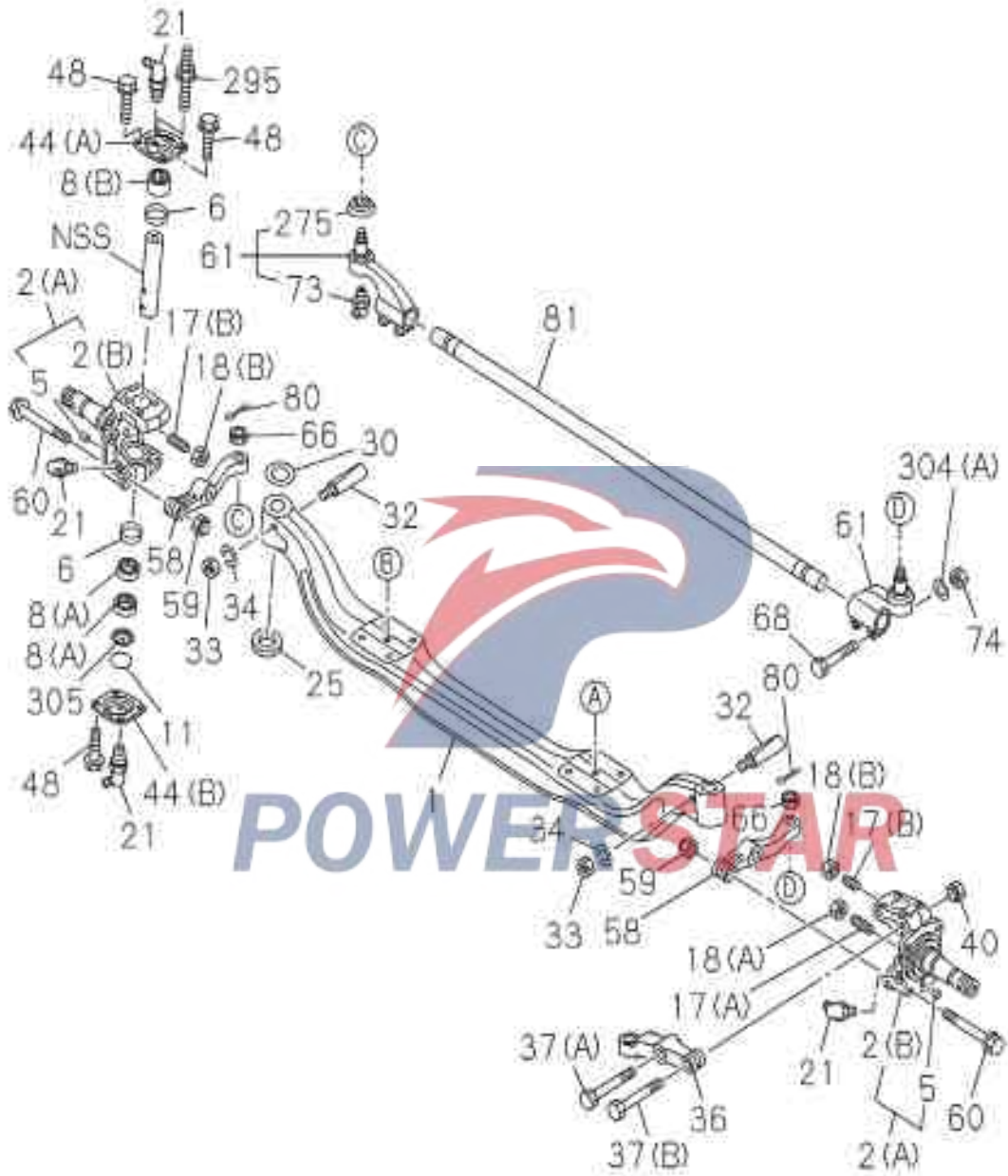
Figure No.



4-01		Drive shaft											
Figure No.													
Index No.	Recommended grade/part name										Date of application	I T C	
	Part No.	L R	Q t y .	Qingling part No.	Remarks	Model applied							
						EXR 6W 420 height	EXR 6W 460 height	EXR 6U 380 High	EXZ 6U 380 height/reference	EXZ 6W 420 height			EXZ 6W 460 height
A	B	C	D	E	F								
1	---	Drive shaft assembly											
	8-97433-551-0		1	2201040-D17YZ	(B) Second section				D	E	F	1704-	
	8-97433-558-0		1	2201030-D17YZ	(A) First section					E	F	1704-	
	8-97433-559-0		1	2201030-D15YZ	(A) First section				D			1704-	
	8-97433-560-0		1	2201030-D15YR	(A)			C				1704-	
	8-97433-561-0		1	2201030-D25EZ	(A)	A	B						
			1	2201030-D26YRB	(A) Wheelbase (3900)	A						1704-	
56	---	Nut Left rear secondary brake shoe(rear axle)											
	8-97365-444-0		4	2201064-CYZ14	Left front secondary brake shoe (middle axle)	A	B	C	D	E	F	1704-	
57	---	Spring washer Right leading shoe(rear axle)											
	0-9151-0612-0		8	Q40512	Inner diameter=12.2				D	E	F	1704-	
71	---	Nut Left leading shoe(rear axle)											
	8-97365-444-0		4	2201064-CYZ14	M14 reel	A	B	C	D	E	F	1704-	
95	---	Bolt											
	1-09000-645-0		4	2201065-CYZ14	M14X50	A	B	C	D	E	F	1704-	
96	---	Bolt											
	8-98036-382-0		8	2201066-CYZ14	M12X45				D	E	F	1704-	
					T=16 intermediate axle 's rear brake shoe								
					T=16 intermediate axle 's rear brake shoe								

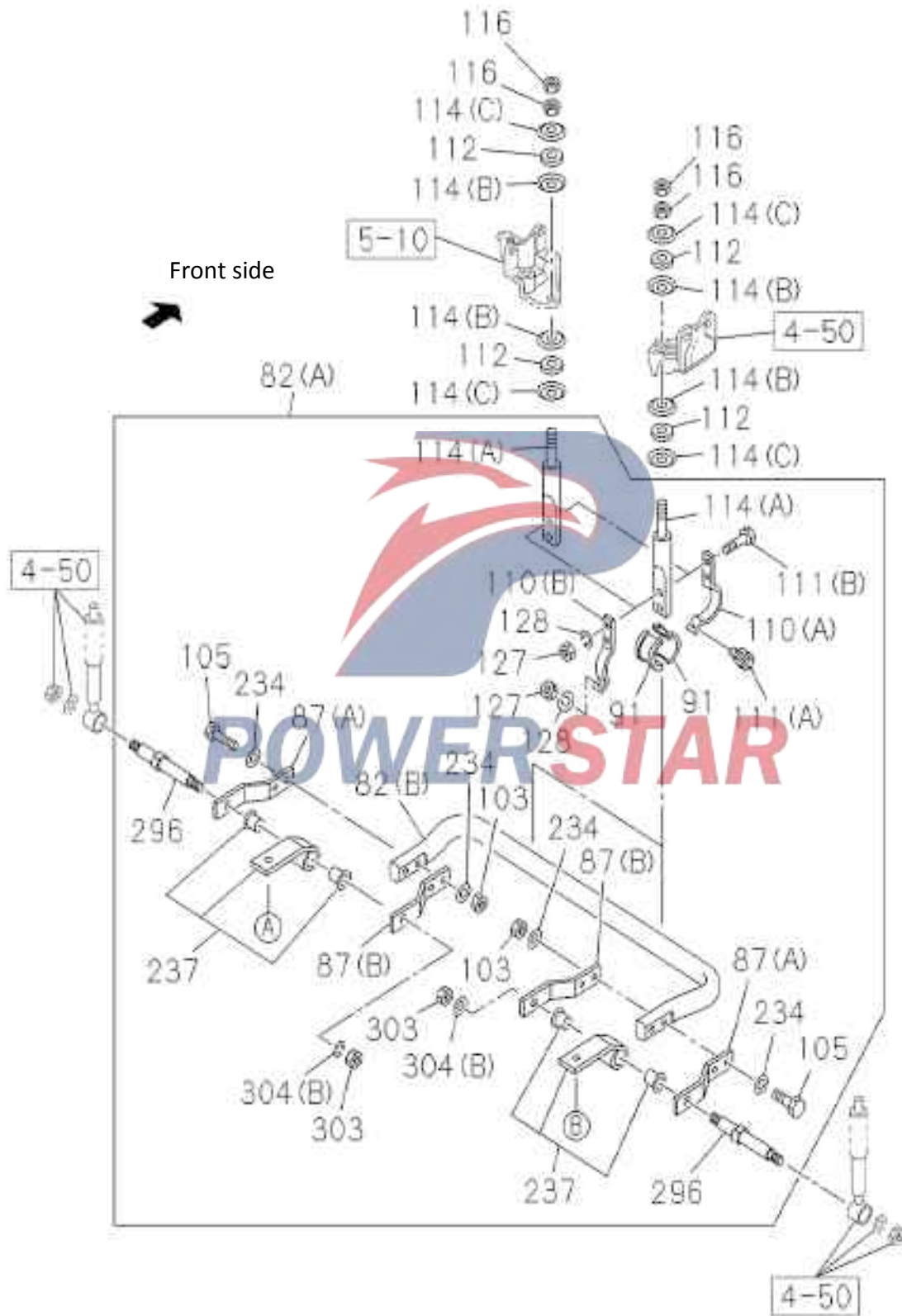
4-10 Front axle

Figure No.



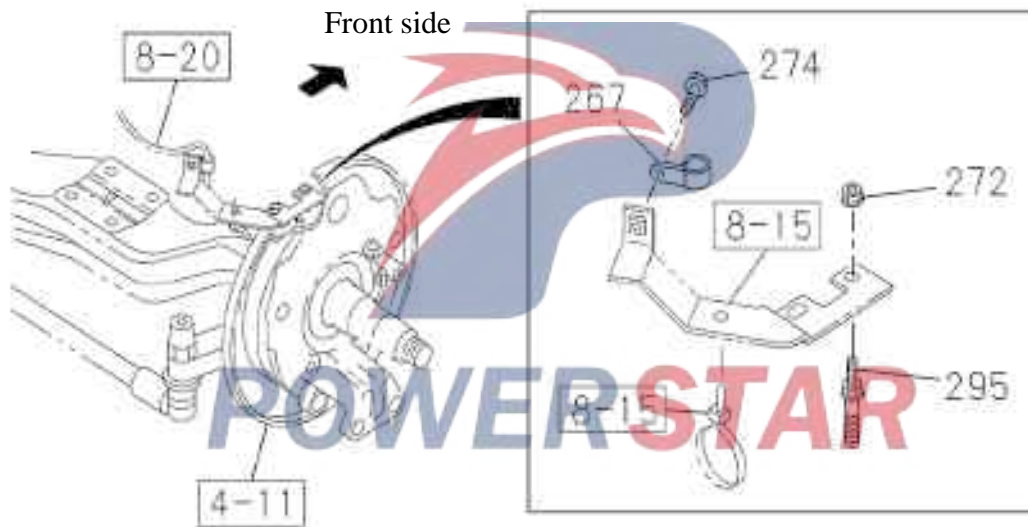
4-10 Front axle

Figure No.



4-10 Front axle

Figure No.



4-10		Front axle											
Figure No.													
Index No.	Recommended grade/part name										Date of application	I T C	
	Part No.	L R	Q t y .	Qingling part No.	Model applied								
					EXR 6W 420 height	EXR 6W 460 height	EXR 6U 380 height	EXZ 6U 380 height/reference	EXZ 6W 420 height	EXZ 6W 460 height			
A	B	C	D	E	F								
1	Front axle 8-98116-056-4		1	3001011-CYZI4		A	B	C	D	E	F	1704-	
2	Left steering knuckle assembly												
	8-97433-847-0	R	1	3001030-D17YZ (A)		A	B	C	D	E	F	1704-	
	8-97433-848-0	L	1	3001040-D17YZ (A)		A	B	C	D	E	F	1704-	
	8-97433-849-0	L	1	3001041-D17YZ (B)		A	B	C	D	E	F	1704-	
	8-97433-901-0	R	1	3001031-D17YZ (B)		A	B	C	D	E	F	1704-	
5	Pin												
	1-09740-072-0		1	3001344-117/C		A	B	C	D	E	F	1704-	
	1-09740-072-0		1	3001344-117/C		A	B	C	D	E	F	1704-	
6	Oil seal-steering knuckle												
	9-09926-024-0		4	3001343-117/C		A	B	C	D	E	F	1704-	
8	Bearing												
	9-00096-242-0		4	3001231-117/C (A) NTN		A	B	C	D	E	F	1704-	
	9-00096-243-0		2	3001090-117/C (B) NTN		A	B	C	D	E	F	1704-	
11	Seal ring												
	9-09950-204-0		2	3001341-117/C		A	B	C	D	E	F	1704-	
17	Bolt												
	1-09009-066-0		1	3001348-CYZI4 (A) M18X53		A	B	C	D	E	F	1704-	
	1-09009-190-0		2	3001342-117/C (B) M18X43		A	B	C	D	E	F	1704-	
18	Nut												
	0-9111-0518-0		2	Q341B18 (B) M18		A	B	C	D	E	F	1704-	
	1-09469-011-1		1	3001349-CYZI4 (A) M18 OCTAGON		A	B	C	D	E	F	1704-	
21	Grease nozzle												
	0-9030-1510-0		4	Q701B45	PT1/8 bend, 67.5°	A	B	C	D	E	F	1704-	
25	Bearing												
	1-09829-043-2		2	3001051-117/C	NSK	A	B	C	D	E	F	1704-	

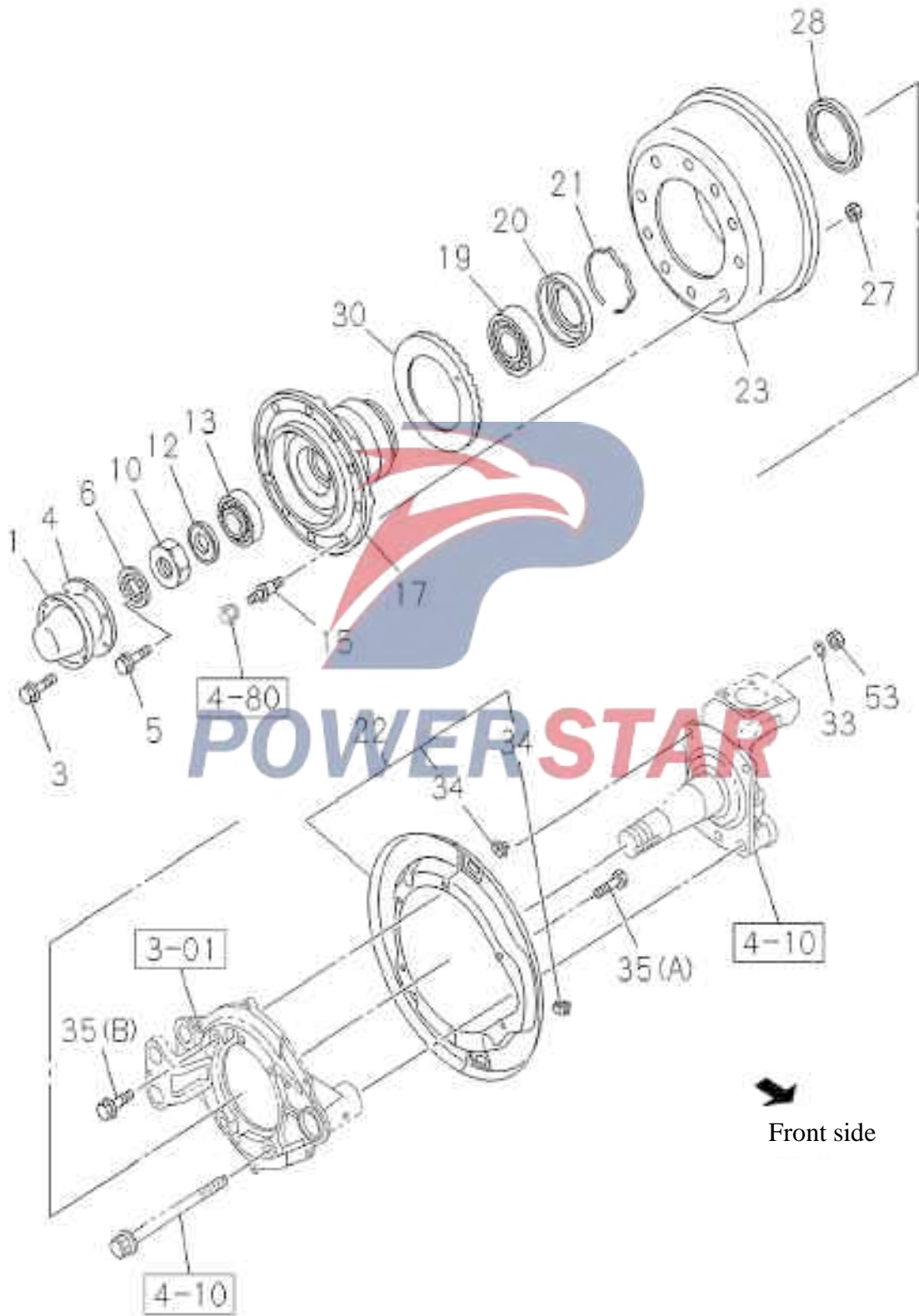
4-10		Front axle												
Figure No.		Recommended grade/part name												
Index No.	Part No.	L	Q t y .	Qingling part No.	Remarks	Model applied						Date of application	I T C	
						EXR 6W 420 height	EXR 6W 460 height	EXR 6U 380 height	EXZ 6U 380 height/reference	EXZ 6W 420 height	EXZ 6W 460 height			
						A	B	C	D	E	F			
30	Washer													
	1-43171-185-0		AR	3001151-117/C	T=4.875 -4.900	A	B	C	D	E	F	1704-		
	1-43171-186-0		AR	3001152-117/C	T=4.900 -4.925	A	B	C	D	E	F	1704-		
	1-43171-187-0		AR	3001153-117/C	T=4.925 -4.950	A	B	C	D	E	F	1704-		
	1-43171-188-0		AR	3001154-117/C	T=4.950 -4.975	A	B	C	D	E	F	1704-		
	1-43171-189-0		AR	3001155-117/C	T=4.975 -5.000	A	B	C	D	E	F	1704-		
	1-43171-190-0		AR	3001156-117/C	T=5.000 -5.025	A	B	C	D	E	F	1704-		
	1-43171-191-0		AR	3001157-117/C	T=5.025 -5.050	A	B	C	D	E	F	1704-		
	1-43171-192-0		AR	3001158-117/C	T=5.050 -5.075	A	B	C	D	E	F	1704-		
	1-43171-193-0		AR	3001159-117/C	T=5.075 -5.100	A	B	C	D	E	F	1704-		
	1-43171-194-0		AR	3001161-117/C	T=5.100 -5.125	A	B	C	D	E	F	1704-		
	1-43171-195-0		AR	3001162-117/C	T=5.125 -5.150	A	B	C	D	E	F	1704-		
	1-43171-196-0		AR	3001163-117/C	T=5.150 -5.175	A	B	C	D	E	F	1704-		
	1-43171-197-0		AR	3001164-117/C	T=5.175 -5.200	A	B	C	D	E	F	1704-		
	1-43171-198-0		AR	3001165-117/C	T=5.200 -5.225	A	B	C	D	E	F	1704-		
	1-43171-199-0		AR	3001166-117/C	T=5.225 -5.250	A	B	C	D	E	F	1704-		
32	Wedge bolt-kingpin													
	1-43116-002-1		2	3001091-113		A	B	C	D	E	F	1704-		
33	Nut													
	0-9111-0510-0		2	Q341C10	M10	A	B	C	D	E	F	1704-		
34	Spring washer													
	0-9151-0510-0		2		Inner diameter=10.2	A	B	C	D	E	F	1704-		
36	Steering knuckle arm													
	8-97433-869-0		1	3003062-CYZ14		A	B	C	D	E	F	1704-		
37	Bolt													
	8-98052-380-1		1	3033067-CYZ14	(A) M22X179	A	B	C	D	E	F	1704-		
	8-98052-381-1		1	3003066-CYZ14	(B) M22X167	A	B	C	D	E	F	1704-		
40	Nut													
	1-09449-084-0		2	3003065-CYZ14	M22	A	B	C	D	E	F	1704-		
44	Cover plate--steering knuckle, lower													
	8-98100-655-0		2	3001111-117	(A)	A	B	C	D	E	F	1704-		
	8-98100-655-0		2	3001111-117	(B)	A	B	C	D	E	F	1704-		
48	Bolt													
	0-2805-1216-0		4	Q1841216(P=1.25)	M12X16 reel	A	B	C	D	E	F	1704-		
58	Right trapezoid arm													
	1-43134-042-3	R	1	3003063-117		A	B	C	D	E	F	1704-		
	1-43135-042-3	L	1	3003064-117		A	B	C	D	E	F	1704-		
59	Nut													
	1-09449-084-0		4	3003065-CYZ14	M22	A	B	C	D	E	F	1704-		
60	Bolt													
	8-98052-379-1		4	3003069-CYZ14	M22X193	A	B	C	D	E	F	1704-		
61	Ball head assembly													
	8-98236-798-0	R	1	3003011-CYZ14		A	B	C	D	E	F	1704-		
	8-98236-799-0	L	1	3003012-CYZ14		A	B	C	D	E	F	1704-		

4-10		Front axle												
Figure No.														
Index No.	Recommended grade/part name										Date of application	I T C		
	Part No.	L	Q t y .	Qingling part No.	Remarks	Model applied								
						EXR 6W 420 height	EXR 6W 460 height	EXR 6U 380 height	EXZ 6U 380 height/reference	EXZ 6W 420 height			EXZ 6W 460 height	
A	B	C	D	E	F									
66	--- Nut-ball pin 1-09442-032-0		2	3003072-CYZ14	M24		A	B	C	D	E	F	1704-	
68	--- Separate part, deletable 8-98053-922-0		2		M12X65		A	B	C	D	E	F	1704-	
	8-98053-922-0		2		M12X65		A	B	C	D	E	F	1704-	
73	--- Tie rod-end grease nozzle TBD		1				A	B	C	D	E	F	1704-	
	TBD		1				A	B	C	D	E	F	1704-	
74	--- Separate part, deletable 0-9111-0512-0		2	Q341B12	M12		A	B	C	D	E	F	1704-	
	0-9111-0512-0		2	Q341B12	M12		A	B	C	D	E	F	1704-	
80	--- Split pin 0-8112-5035-0		2	Q5005035	OD=4.6 L=35		A	B	C	D	E	F	1704-	
81	--- Tie rod 1-43151-121-0		1				A	B	C	D	E	F	1704-	
82	--- Stabilizer bar assembly 1-51770-167-3		1	2902310-D17YZ	(A)		A	B	C	D	E	F	1704-	
	1-51771-136-1		1		(B)		A	B	C	D	E	F	1704-	
87	--- Support-stabilizer bar 8-98012-958-0		2		(A)		A	B	C	D	E	F	1704-	
	8-98012-959-0		2		(B)		A	B	C	D	E	F	1704-	
91	--- Lining-- stabilizer 1-51779-087-1		4				A	B	C	D	E	F	1704-	
103	--- Nut 0-9111-0514-0		4	Q341B14	M14		A	B	C	D	E	F	1704-	
105	--- Bolt 0-1095-6470-0		4		M14X70		A	B	C	D	E	F	1704-	
110	--- Circumferential clamp-stabilizer bar 1-51789-027-2		2		(A)		A	B	C	D	E	F	1704-	
	1-51789-028-1		2		(B)		A	B	C	D	E	F	1704-	
111	--- Bolt 0-2085-1230-0		2		(A)		A	B	C	D	E	F	1704-	
	0-2085-1250-0		4		M12X30 (B) M12X50		A	B	C	D	E	F	1704-	
112	--- Lining-- stabilizer 9-51631-039-0		4	2902321-CYR14			A	B	C	D	E	F	1704-	
114	--- Connecting rod-stabilizer bar 1-51773-071-2		2	2902312-D17YZ	(A)		A	B	C	D	E	F	1704-	
	9-51631-040-0		4	2902322-CYR14	(C)		A	B	C	D	E	F	1704-	
	9-51631-041-0		4	2902323-CYR14	(B)		A	B	C	D	E	F	1704-	
					Inner diameter=16.5 (B) Inner diameter=20.8									
116	--- Nut 0-9111-1514-0		4		M14		A	B	C	D	E	F	1704-	
127	--- Nut 0-9111-0512-0		6	Q341B12	M12	241	A	B	C	D	E	F	1704-	

4-10		Front axle											
Figure No.													
Index No.	Recommended grade/part name										Date of application	I T C	
	Part No.	L R	Q t y .	Qingling part No.	Remarks	Model applied							
						EXR 6W 420 height	EXR 6W 460 height	EXR 6U 380 height	EXZ 6U 380 height/reference	EXZ 6W 420 height			EXZ 6W 460 height
A	B	C	D	E	F								
128	Spring washer 0-9151-0812-0		6		Inner diameter=12.2	A	B	C	D	E	F	1704-	
234	Washer 8-98010-627-1		8	2801104-113	Inner diameter=15	A	B	C	D	E	F	1704-	
237	Support-stabilizer bar 1-51681-662-0		2			A	B	C	D	E	F	1704-	
267	Clip 0-9523-5035-0		2		I.D.=11 L=20	A	B	C	D	E	F	1704-	
272	Nut 0-9118-0108-0		4	Q32008	M8 reel	A	B	C	D	E	F	1704-	
274	Bolt 0-2805-0820-0		2	Q1840820	M8X20 reel	A	B	C	D	E	F	1704-	
275	Tie rod-end dustproof sleeve TBD		1			A	B	C	D	E	F	1704-	
	TBD		1			A	B	C	D	E	F	1704-	
295	Stud 8-97433-851-0		4	3001112-D17YZ		A	B	C	D	E	F	1704-	
296	Pin-stabilizer bar 8-98022-874-1		2			A	B	C	D	E	F	1704-	
303	Nut 0-9111-0520-0		2	3501811-15	M20	A	B	C	D	E	F	1704-	
304	Washer 0-9161-4512-0		2		(A) Inner diameter=12.5	A	B	C	D	E	F	1704-	
	0-9161-4512-0		2		(A) Inner diameter=12.5	A	B	C	D	E	F	1704-	
	0-9161-4520-0		2		(B) Inner diameter=21	A	B	C	D	E	F	1704-	
305	Cover plate--steering knuckle, lower 8-98052-291-0		2	300111-117		A	B	C	D	E	F	1704-	

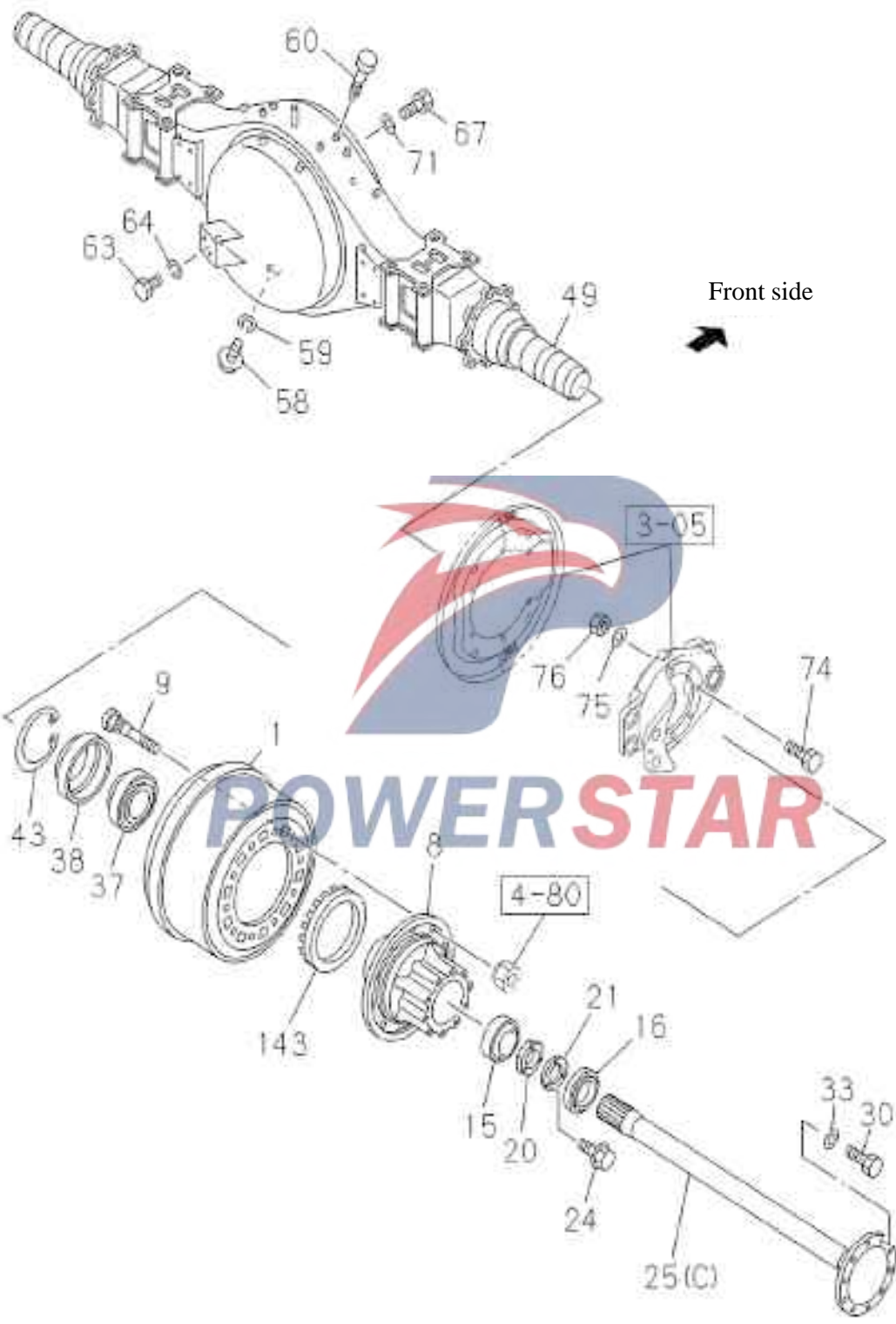
4-11 Front wheel hub and brake drum or rotor

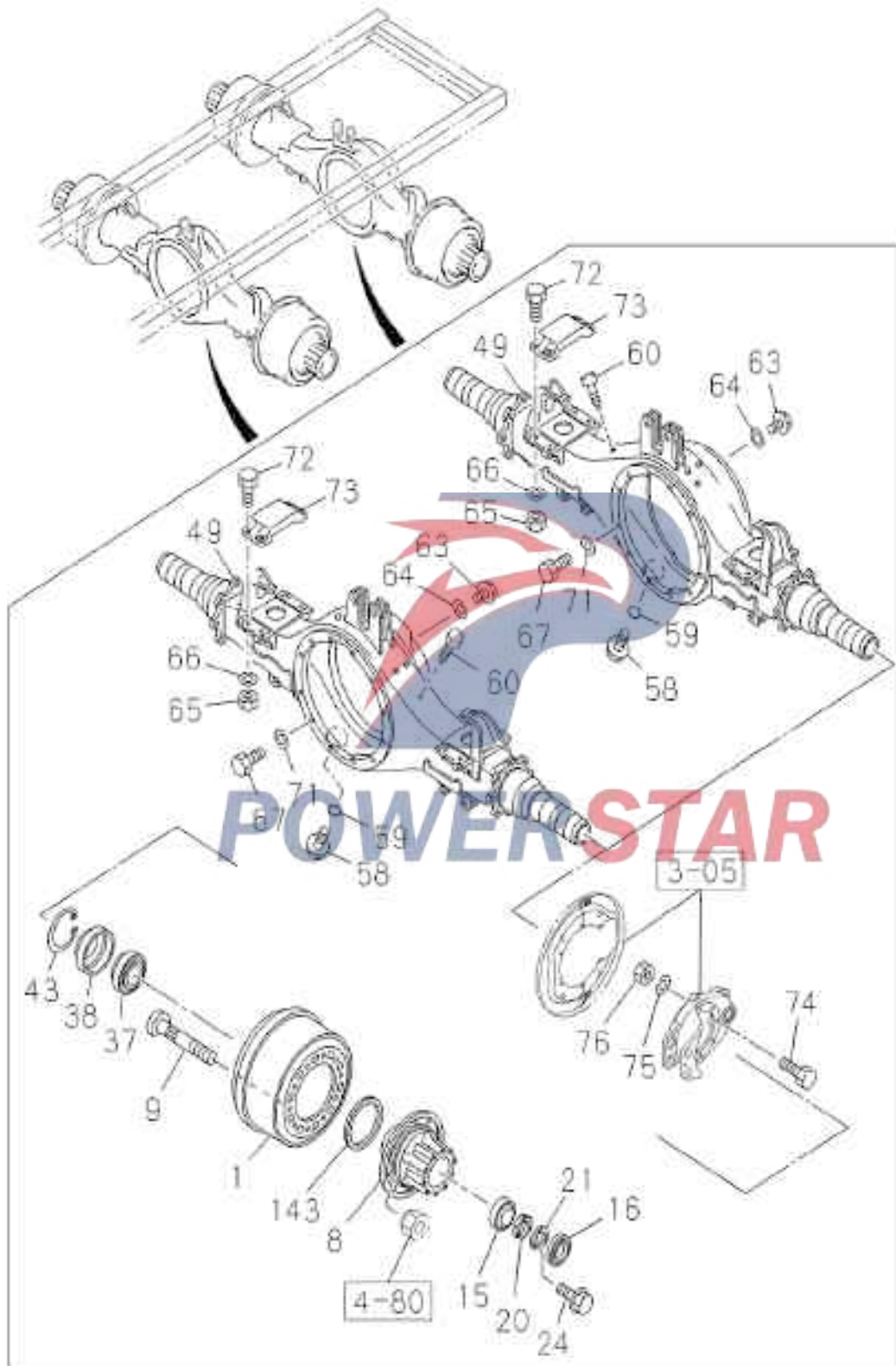
Figure No.

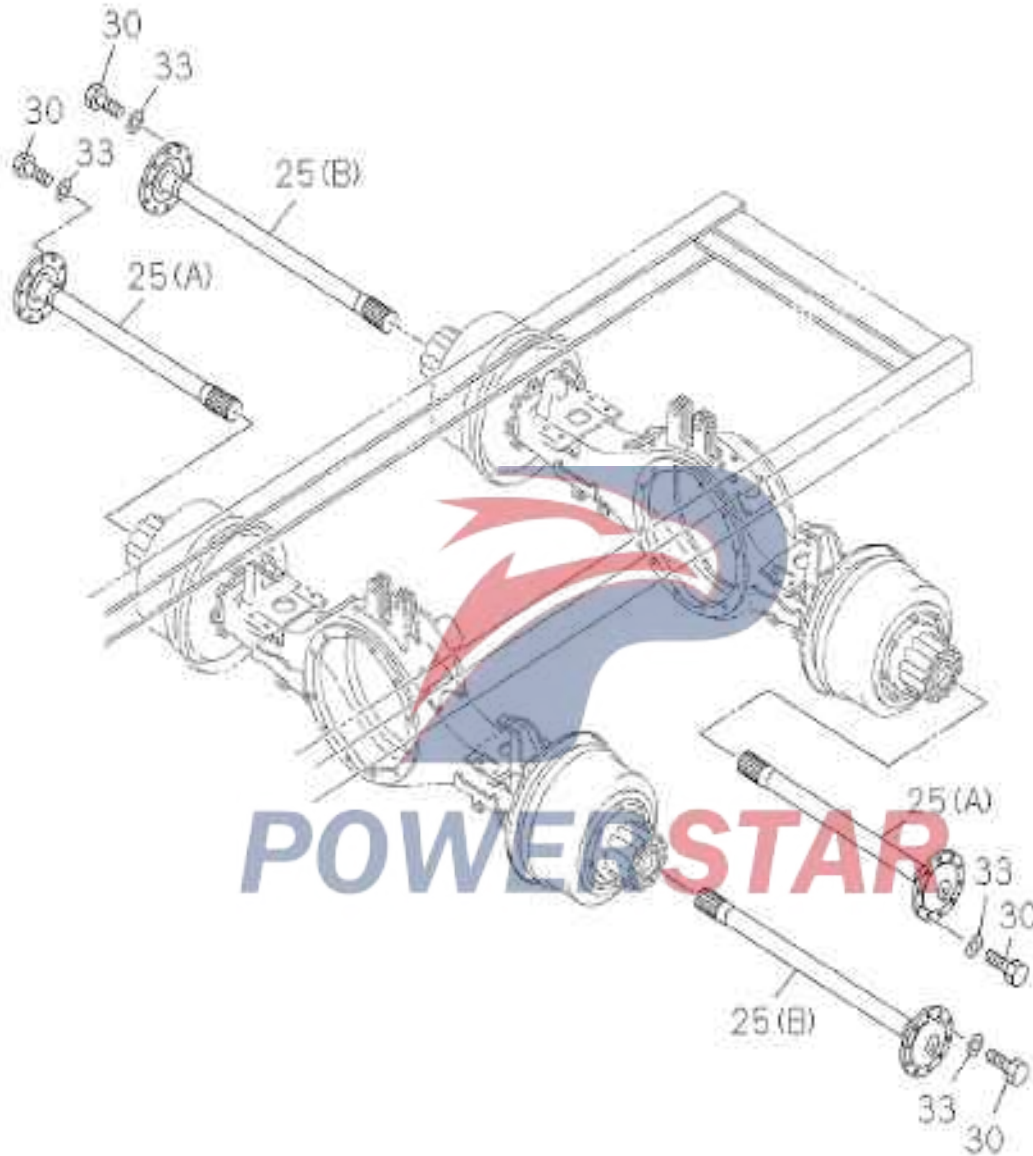


4-11		Front wheel hub and brake drum or rotor															
Figure No.																	
Index No.	Recommended grade/part name										Date of application	I T C					
	Part No.	L	Q	R	t	y	.	Qingling part No.	Remarks	Model applied							
										EXR 6W 420 height			EXR 6W 460 height	EXR 6U 380 height	EXZ 6U 380 height/reference	EXZ 6W 420 height	EXZ 6W 460 height
A	B	C	D	E	F												
1	Cap--wheel hub 9-42313-123-2		2				3102031-117	Outer diameter=156	A	B	C	D	E	F	1704-		
3	Bolt 0-2805-0812-0		12				Q1840812	M8X12 reel	A	B	C	D	E	F	1704-		
4	Gasket--wheel hub 1-42319-185-2		2				3001191-117/C		A	B	C	D	E	F	1704-		
5	Bolt 8-98200-943-0		4				Q1840616	M6X16	A	B	C	D	E	F	1704-		
6	Locking washer 8-98084-561-0		2				3001201-117/C	Inner diameter=48	A	B	C	D	E	F	1704-		
10	Nut-bearing 1-09840-012-5		2				3001181-117/C	M48	A	B	C	D	E	F	1704-		
12	Washer 8-98156-755-0		2				3001171-117/C	Inner diameter=48	A	B	C	D	E	F	1704-		
13	Bearing 1-09812-234-0		2				3001080-117/C	JTEKT	A	B	C	D	E	F	1704-		
15	Pin—front wheel bolt 8-97434-279-0		10				3103203-D17YZ	M22X42.8,M22X55.5 RH	A	B	C	D	E	F	1704-		
	8-97434-279-0		10				3103203-D17YZ	M22X42.8,M22X55.5 RH	A	B	C	D	E	F	1704-		
17	Hub 8-97433-853-0		1				3103031-D17YZ		A	B	C	D	E	F	1704-		
	8-97433-853-0		1				3103031-D17YZ		A	B	C	D	E	F	1704-		
19	Bearing 1-09812-231-0		2				3001070-117/C	JTEKT	A	B	C	D	E	F	1704-		
20	Hubcap 1-42319-039-0		2				3102032-117		A	B	C	D	E	F	1704-		
21	Ring--wheel hub 1-09587-017-0		2				3001211-117/C		A	B	C	D	E	F	1704-		
23	Front brake drum 1-42315-365-0		1				3501711-CEZ35		A	B	C	D	E	F	1704-		
	1-42315-365-0		1				3501711-CEZ35		A	B	C	D	E	F	1704-		
27	Nut-front wheel 1-09400-071-0		10				3104202-CYZ14	M22	A	B	C	D	E	F	1704-		
	1-09400-071-0		10				3104202-CYZ14	M22	A	B	C	D	E	F	1704-		
28	Oil seal assembly-front wheel hub 1-09625-041-0		2				3001221-117/C	Outer diameter=140	A	B	C	D	E	F	1704-		
30	Front gear ring-ABS 8-97433-636-0		1				3204010-912/C		A	B	C	D	E	F	1704-		
31	Dust cover 1-47151-417-0		1				3201256-117/C		A	B	C	D	E	F	1704-		
	1-47151-417-0		1				3201256-117/C		A	B	C	D	E	F	1704-		
	8-97433-867-0		1				3201255-D17YZ		A	B	C	D	E	F	1704-		
	8-97433-867-0		1				3201255-D17YZ		A	B	C	D	E	F	1704-		

4-11		Front wheel hub and brake drum or rotor											
Figure No.													
Index No.	Recommended grade/part name										Date of application	I T C	
	Part No.	L R	Q t y .	Qingling part No.	Remarks	Model applied							
						EXR 6W 420 height	EXR 6W 460 height	EXR 6U 380 height	EXZ 6U 380 height/reference	EXZ 6W 420 height			EXZ 6W 460 height
A	B	C	D	E	F								
33	--- Spring washer 0-9151-0816-0		4		Inner diameter=16.2	A	B			E	F	1704-	
34	--- Cover plate 1-09333-151-0		4	3102033-117		A	B	C	D	E	F	1704-	
35	--- Bolt 1-09044-002-2		4		(B) M16X59 reel	A	B	C	D	E	F	1704-	
	1-47159-187-0		6		(A) M10X12	A	B	C	D	E	F	1704-	
	1-47159-187-0		6		(A) Left rear secondary brake shoe(rear axle)	A	B	C	D	E	F	1704-	
53	--- Nut 0-9111-0516-0		4	Q341B16	Left front secondary brake shoe (middle axle) Right leading shoe(rear axle) Left leading shoe(rear axle)	A	B	C	D	E	F	1704-	
					T=16 intermediate axle 's rear brake shoe T=16 intermediate axle 's rear brake shoe								







Index No.	Recommended grade/part name				Model applied						Date of application	I T C	
	Part No.	L R	Q t y .	Qingling part No.	EXR 6W 420 height	EXR 6W 460 height	EXR 6U 380 height	EXZ 6U 380 height/reference	EXZ 6W 420 height	EXZ 6W 460 height			
					A	B	C	D	E	F			
1	Brake drum												
	1-42315-377-2		1	3502711-CEZ35					D	E	F	1704-	
	1-42315-377-2		1	3502711-CEZ35					D	E	F	1704-	
	1-42315-377-2		1	3502711-CEZ35					D	E	F	1704-	
	1-42315-377-2		1	3502711-CEZ35					D	E	F	1704-	
	1-42315-377-2		1	3502711-CEZ35		A	B	C				1704-	
	1-42315-377-2		1	3502711-CEZ35		A	B	C				1704-	
8	Rear wheel hub												
	1-42311-085-0		1	3104011-CYZ14					D	E	F	1704-	
	1-42311-085-0		1	3104011-CYZ14					D	E	F	1704-	
	8-97433-887-0		1	3104011-D17YZ					D	E	F	1704-	
	8-97433-887-0		1	3104011-D17YZ					D	E	F	1704-	
	8-97433-887-0		1	3104011-D17YZ		A	B	C				1704-	
	8-97433-887-0		1	3104011-D17YZ		A	B	C				1704-	
9	Pin—right rear wheel bolt												
	1-42337-069-1		10	3104201-CYZ14	M22X93 RH	A	B	C				1704-	
	1-42337-069-1		10	3104201-CYZ14	M22X93 RH	A	B	C				1704-	
	1-42337-066-2		10	3104201-CEZ35	M22X93 RH				D	E	F	1704-	
	1-42337-066-2		10	3104201-CEZ35	M22X93 RH				D	E	F	1704-	
	1-42337-066-2		10	3104201-CEZ35	M22X93 RH				D	E	F	1704-	
	1-42337-066-2		10	3104201-CEZ35	M22X93 RH				D	E	F	1704-	
15	Bearing												
	1-09812-232-0		2	2401047-117/C	JTEKT				D	E	F	1704-	
	1-09812-232-0		2	2401047-117/C	JTEKT				D	E	F	1704-	
	1-09812-232-0		2	2401047-117/C	JTEKT	A	B	C				1704-	
	1-09812-256-0		2	2401047-117/C	SKF				D	E	F	1704-	
	1-09812-256-0		2	2401047-117/C	SKF				D	E	F	1704-	
	1-09812-256-0		2	2401047-117/C	SKF	A	B	C				1704-	
16	Oil seal assembly—outside rear wheel hub												
	1-09625-444-0		2	2401039-117/C	TKK				D	E	F	1704-	
	1-09625-444-0		2	2401039-117/C	TKK				D	E	F	1704-	
	1-09625-444-0		2	2401039-117/C	TKK	A	B	C				1704-	
20	Nut												
	9-09843-062-2		2	3104205-117/C	M88				D	E	F	1704-	
	9-09843-062-2		2	3104205-117/C	M88				D	E	F	1704-	
	9-09843-062-2		2	3104205-117/C	M88	A	B	C				1704-	
21	Gasket-bearing												
	9-09854-112-0		2	2401096-117/C	Inner diameter=88				D	E	F	1704-	
	9-09854-112-0		2	2401096-117/C	Inner diameter=88				D	E	F	1704-	
	9-09854-112-0		2	2401096-117/C	Inner diameter=88	A	B	C				1704-	
24	Bolt												
	0-2865-0616-0		6	Q1840616	M6X16 reel				D	E	F	1704-	
	0-2865-0616-0		6	Q1840616	M6X16 reel				D	E	F	1704-	
	0-2865-0616-0		6	Q1840616	M6X16 reel	A	B	C				1704-	


4-20		Rear axle housing and rear axle shaft											
Figure No.													
Index No.	Recommended grade/part name										Date of application	I T C	
	Part No.	L	Q	Qingling part No.	Remarks	Model applied							
						EXR 6W 420 height	EXR 6W 460 height	EXR 6U 380 height	EXZ 6U 380 height/reference	EXZ 6W 420 height			EXZ 6W 460 height
A	B	C	D	E	F								
25	Half axle											17	
	8-98146-166-0		1	2403511-130	(A)Middle axle L=990				D	E	F		
	8-98146-166-0		1	2403511-130	(A)Rear axle L=990				D	E	F	1704-	
	8-98146-167-0		1	2403512-130	(B)Middle axle L=1110				D	E	F	1704-	
	8-98146-167-0		1	2403512-130	(B)Rear axle L=1110				D	E	F	1704-	
	8-98146-168-0		1	2403511-113	(C)Rear axle L=1050	A	B	C				1704-	
	8-98146-168-0		1	2403511-113	(C)Rear axle L=1050	A	B	C				1704-	
30	Bolt												
	1-09000-582-0		20	2401095-117/C	M14X58				D	E	F	1704-	
	1-09000-582-0		20	2401095-117/C	M14X58				D	E	F	1704-	
	1-09000-582-0		20	2401095-117/C	M14X58	A	B	C				1704-	
33	Washer												
	0-9151-0814-0		20	Q40514	Inner diameter=14.2				D	E	F	1704-	
	0-9151-0814-0		20	Q40514	Inner diameter=14.2				D	E	F	1704-	
	0-9151-0814-0		20	Q40514	Inner diameter=14.2	A	B	C				1704-	
37	Bearing												
	1-09812-233-0		2	2401046-117/C	JTEKT				D	E	F	1704-	
	1-09812-233-0		2	2401046-117/C	JTEKT				D	E	F	1704-	
	1-09812-233-0		2	2401046-117/C	JTEKT	A	B	C				1704-	
	1-09812-257-0		2	2401046-117/C	SKF				D	E	F	1704-	
	1-09812-257-0		2	2401046-117/C	SKF				D	E	F	1704-	
	1-09812-257-0		2	2401046-117/C	SKF	A	B	C				1704-	
38	Oil seal assembly-in rear wheel hub												
	1-09625-265-0		2	2401041-117/C	NOK				D	E	F	1704-	
	1-09625-265-0		2	2401041-117/C	NOK				D	E	F	1704-	
	1-09625-265-0		2	2401041-117/C	NOK	A	B	C				1704-	
	1-09625-350-0		2	2401041-117/C	TKK				D	E	F	1704-	
	1-09625-350-0		2	2401041-117/C	TKK				D	E	F	1704-	
	1-09625-350-0		2	2401041-117/C	TKK	A	B	C				1704-	
43	Snap ring												
	1-09587-057-0		2	2401067-117/C	Outer diameter=179				D	E	F	1704-	
	1-09587-057-0		2	2401067-117/C	Outer diameter=179				D	E	F	1704-	
	1-09587-057-0		2	2401067-117/C	Outer diameter=179	A	B	C				1704-	
49	Axle housing assembly-middle axle												
	8-97433-709-0		1	2401010-D17YZ	Rear axle				D	E	F	1704-	
	8-97433-710-0		1	2401010-D15YR	Rear axle	A	B	C				1704-	
	8-97433-880-0		1	2501030-D17YZ	Middle axle				D	E	F	1704-	
58	Clogging												
	1-09604-023-0		1	1701310-117	M24X17 reel				D	E	F	1704-	
	1-09604-023-0		1	1701310-117	M24X17 reel				D	E	F	1704-	
	1-09604-023-0		1	1701310-117	M24X17 reel	A	B	C				1704-	

4-20	Rear axle housing and rear axle shaft
Figure No.	

Index No.	Recommended grade/part name						Date of application	I T C										
	Part No.	L	Q t y	Qingling part No.	Remarks	Model applied												
						EXR 6W 420 height			EXR 6W 460 height	EXR 6U 380 height	EXZ 6U 380 height/reference	EXZ 6W 420 height	EXZ 6W 460 height					
						A			B	C	D	E	F					
59	---	Gasket--oil bleed screw plug																
		9-09920-605-0		1	2401103-117/C	Inner diameter=26.8					D	E	F	1704-				
		9-09920-605-0		1	2401103-117/C	Inner diameter=26.8					D	E	F	1704-				
		9-09920-605-0		1	2401103-117/C	Inner diameter=26.8	A	B	C					1704-				
60	---	Vent plug																
		1-09893-011-1		2	2401045-117/C		A	B	C	D	E	F	1704-					
63	---	Refueling screw plug																
		1-09604-022-0		1	1701320-117	M24X17 reel					D	E	F	1704-				
		1-09604-022-0		1	1701320-117	M24X17 reel					D	E	F	1704-				
		1-09604-022-0		1	1701320-117	M24X17 reel	A	B	C					1704-				
64	---	Gasket--oil bleed screw plug																
		9-09920-605-0		1	2401103-117/C	Inner diameter=26.8					D	E	F	1704-				
		9-09920-605-0		1	2401103-117/C	Inner diameter=26.8					D	E	F	1704-				
		9-09920-605-0		1	2401103-117/C	Inner diameter=26.8	A	B	C					1704-				
65	---	Nut																
		0-9111-0514-0		8	Q341B14	M14					D	E	F	1704-				
		0-9111-0514-0		8	Q341B14	M14					D	E	F	1704-				
66	---	Spring washer																
		0-9151-0814-0		8	Q40514	Inner diameter=14.2					D	E	F	1704-				
		0-9151-0814-0		8	Q40514	Inner diameter=14.2					D	E	F	1704-				
67	---	Bolt																
		0-1095-6670-0		4		M16X70						E	F	1704-				
		0-1095-6670-0		4		M16X70		A			D			1704-				
		0-1095-6670-0		4		M16X70						E	F	1704-				
		0-1095-6670-0		4		M16X70		A						1704-				
		0-1095-6670-0		4		M16X70		A	B	C				1704-				
		0-2095-1640-0		7	Q151B1640T(9.8-level)	M16X40						E	F	1704-				
		0-2095-1640-0		7	Q151B1640T(9.8-level)	M16X40		A			D			1704-				
		0-2095-1640-0		8	Q151B1640T(9.8-level)	M16X40						E	F	1704-				
		0-2095-1640-0		8	Q151B1640T(9.8-level)	M16X40		A						1704-				
		0-2095-1640-0		8	Q151B1640T(9.8-level)	M16X40		A	B	C				1704-				
71	---	Spring washer																
		0-9151-0816-0		12		Inner diameter=16.2						E	F	1704-				
		0-9151-0816-0		12		Inner diameter=16.2		A			D			1704-				
		0-9151-0816-0		12		Inner diameter=16.2						E	F	1704-				
		0-9151-0816-0		12		Inner diameter=16.2		A						1704-				
		0-9151-0816-0		12		Inner diameter=16.2		A	B	C				1704-				
72	---	Bolt																
		0-2095-1440-0		8	Q151B1440TF2	M14X40					D	E	F	1704-				
		0-2095-1440-0		8	Q151B1440TF2	M14X40					D	E	F	1704-				
73	---	Reinforcing ring																
		1-42124-101-0		2	2401012-130						D	E	F	1704-				
		1-42124-101-0		2	2401012-130						D	E	F	1704-				

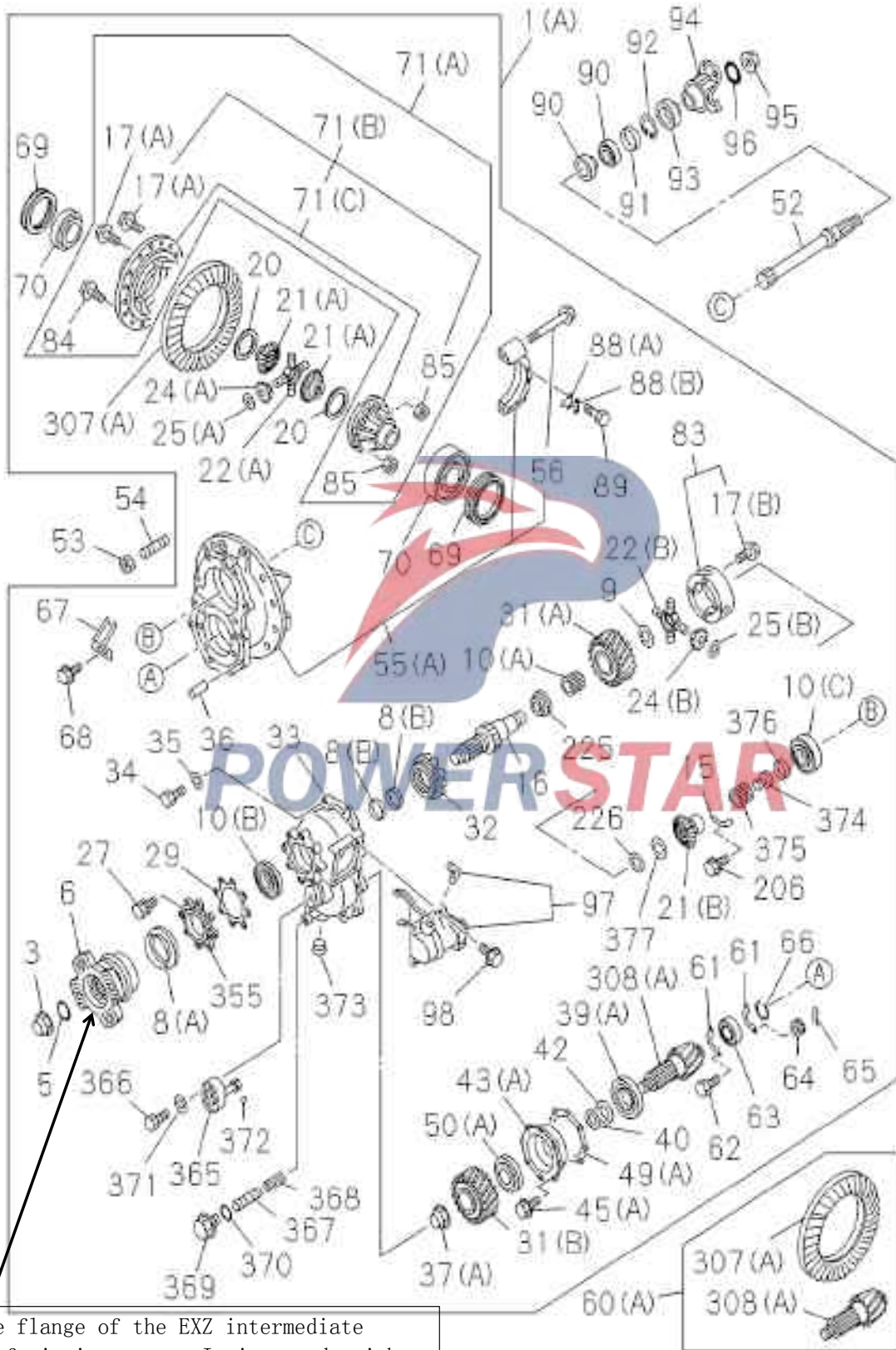
Figure No.

Index No.	Recommended grade/part name						Model applied						Date of application	I T C
	Part No.	L	Q t y .	Qingling part No.	Remarks	EXR 6W 420 height	EXR 6W 460 height	EXR 6U 380 height	EXZ 6U 380 height/reference	EXZ 6W 420 height	EXZ 6W 460 height			
						A	B	C	D	E	F			
74	Bolt-brake assembly									D	E	F	1704-	
	1-09040-066-0		16	2401105-117/C	M14X50				D	E	F	1704-		
	1-09040-066-0		16	2401105-117/C	M14X50				D	E	F	1704-		
	1-09040-066-0		16	2401105-117/C	M14X50	A	B	C				1704-		
75	Washer									D	E	F	1704-	
	0-9151-0814-0		16	Q40514	Inner diameter=14.2				D	E	F	1704-		
	0-9151-0814-0		16	Q40514	Inner diameter=14.2				D	E	F	1704-		
	0-9151-0814-0		16	Q40514	Inner diameter=14.2	A	B	C				1704-		
76	Nut									D	E	F	1704-	
	0-9111-0514-0		16	Q341B14	M14				D	E	F	1704-		
	0-9111-0514-0		16	Q341B14	M14				D	E	F	1704-		
	0-9111-0514-0		16	Q341B14	M14	A	B	C				1704-		
143	Gear ring									D	E	F	1704-	
	8-97433-877-0		1	3104019-D17YZ					D	E	F	1704-		
	8-97433-877-0		1	3104019-D17YZ					D	E	F	1704-		
	8-97433-877-0		1	3104019-D17YZ		A	B	C				1704-		
	8-97433-877-0		1	3104019-D17YZ		A	B	C				1704-		

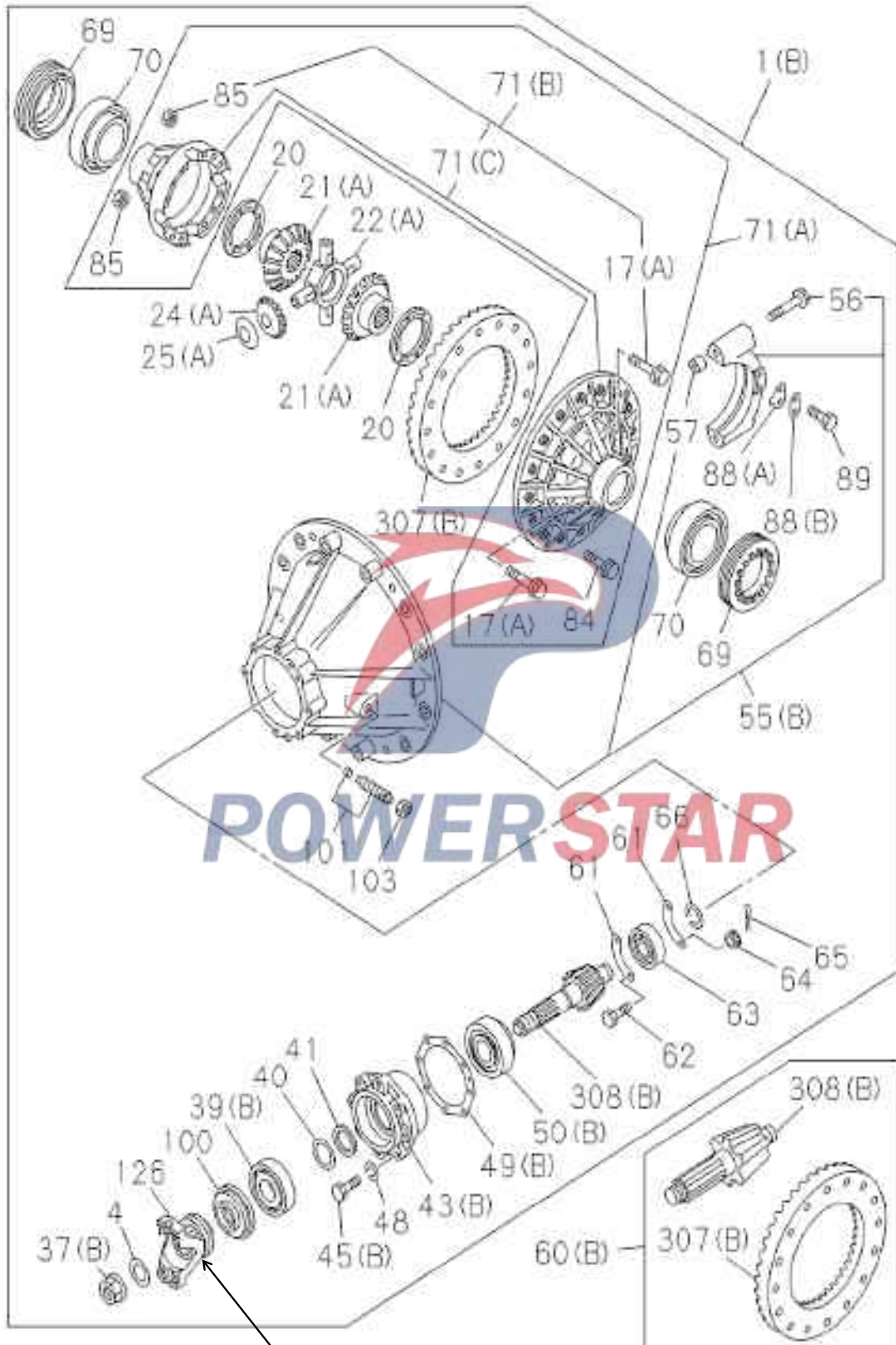


POWERSTAR

Figure No.



The flange of the EXZ intermediate shaft is incorrect. It is round, with



EXZ rear axle flange is this case, but the E XR rear axle flange is flower shape.

Index No.	Recommended grade/part name						Model applied						Date of application	I T C
	Part No.	L	Q t y .	Qingling part No.	Remarks	EXR 6W 420 height	EXR 6W 460 height	EXR 6U 380 height	EXZ 6U 380 height/reference	EXZ 6W 420 height	EXZ 6W 460 height			
						A	B	C	D	E	F			
1	Reducer assembly													
	1-41001-363-0		1	2402020-CYZ14	(B)Rear axle 43/11=3.909				D	E	F	1704-		
	1-41110-102-0		1	2402050-CYR14	(B)Rear axle 43/11=3.909	A	B	C				1704-		
	1-41002-447-0		1	2502020-CYZ14	(A)Middle axle 43/11=3.909				D	E	F	1704-		
3	Nut				Left rear secondary brake shoe(rear axle)									
	1-09449-071-0		1	2401063-117/C	Left front secondary brake shoe (middle axle)				D	E	F	1704-		
4	O-ring				Right leading shoe(rear axle)									
	1-09623-386-0		1	2401099-117/C	Inner diameter=57 Rear axle	A	B	C				1704-		
	1-09623-386-0		1	2401099-117/C	Left leading shoe(rear axle)				D	E	F	1704-		
5	O-ring				Inner diameter=57 Middle axle				D	E	F	1704-		
6	Flanger assembly								D	E	F	1704-		
	1-37245-343-0		1	2402070-CYZ14					D	E	F	1704-		
8	Oil seal													
	1-09625-323-0		1		(A)				D	E	F	1704-		
	1-41349-145-0		2		(B)				D	E	F	1704-		
9	Snap ring								D	E	F	1704-		
	1-09588-192-0		1	2401286-CYZ14					D	E	F	1704-		
10	Front bearing-input shaft													
	1-09811-346-0		1	2401284-CYZ14	(A) Middle axle JTEKT				D	E	F	1704-		
	1-09811-347-0		1	2401285-CYZ14	(A) Middle axle NSK				D	E	F	1704-		
	1-09812-094-0		1	2401278-CYZ14	T=16 intermediate axle 's rear brake shoe T=16 intermediate axle 's rear brake shoe				D	E	F	1704-		
	1-09812-182-0		1	2401282-CYZ14	(C) Middle axle JTEKT				D	E	F	1704-		
	1-09812-183-0		1	2401282-CYZ14	(C) Middle axle NSK				D	E	F	1704-		
	1-09812-198-0		1	2401278-CYZ14	(B) Middle axle JTEKT				D	E	F	1704-		
15	Clip													
	1-41129-007-0		1	2401201-CYZ14	Middle axle				D	E	F	1704-		
16	Input shaft													
	1-41341-025-0		1	2401287-CYZ14	Middle axle				D	E	F	1704-		
17	Bolt													
	1-09070-007-0		4	2401106-117/C	Rear axle				D	E	F	1704-		
	1-09070-018-0		4	2401097-117/C	Rear axle				D	E	F	1704-		
	1-09070-108-0		4	2401293-CYZ14	Middle axle				D	E	F	1704-		
	1-09070-108-0		4	2401293-CYZ14	Middle axle				D	E	F	1704-		
	1-09070-013-0		4	2401113-CYR14	Rear axle	A	B	C						
	1-09070-014-0		4	2401114-CYR14	Rear axle	A	B	C						

4-25	Rear-axle main reducer
Figure No.	
Recommended grade/part name	
Model applied	

Index No.	Part No.	L	Q t y .	Qingling part No.	Remarks	EXR 6W 420 height						Date of application	I T C	
						A	B	C	D	E	F			
20	---				Washer									
	1-41562-112-0	AR		2401055-117/C	T=2.8				D	E	F	1704-		
	1-41562-112-0	AR		2401055-117/C	T=2.8	A						1704-		
	1-41562-112-0	AR		2401055-117/C	T=2.8				D	E	F	1704-		
	1-41562-112-0	AR		2401055-117/C	T=2.8	A						1704-		
	1-41562-113-0	AR		2401056-117/C	T=2.9				D	E	F	1704-		
	1-41562-113-0	AR		2401056-117/C	T=2.9	A						1704-		
	1-41562-113-0	AR		2401056-117/C	T=2.9				D	E	F	1704-		
	1-41562-113-0	AR		2401056-117/C	T=2.9	A						1704-		
	1-41562-114-0	AR		2401057-117/C	T=3.0				D	E	F	1704-		
	1-41562-114-0	AR		2401057-117/C	T=3.0	A						1704-		
	1-41562-114-0	AR		2401057-117/C	T=3.0				D	E	F	1704-		
	1-41562-114-0	AR		2401057-117/C	T=3.0	A						1704-		
	1-41562-115-0	AR		2401058-117/C	T=3.1				D	E	F	1704-		
	1-41562-115-0	AR		2401058-117/C	T=3.1	A						1704-		
	1-41562-115-0	AR		2401058-117/C	T=3.1				D	E	F	1704-		
	1-41562-115-0	AR		2401058-117/C	T=3.1	A						1704-		
	1-41562-116-0	AR		2401059-117/C	T=3.2				D	E	F	1704-		
	1-41562-116-0	AR		2401059-117/C	T=3.2	A						1704-		
	1-41562-116-0	AR		2401059-117/C	T=3.2				D	E	F	1704-		
	1-41562-116-0	AR		2401059-117/C	T=3.2	A						1704-		
	1-41562-117-0	AR		2401061-117/C	T=3.3				D	E	F	1704-		
	1-41562-117-0	AR		2401061-117/C	T=3.3	A						1704-		
	1-41562-117-0	AR		2401061-117/C	T=3.3				D	E	F	1704-		
	1-41562-117-0	AR		2401061-117/C	T=3.3	A						1704-		
	1-41562-118-0	AR		2401062-117/C	T=3.4				D	E	F	1704-		
	1-41562-118-0	AR		2401062-117/C	T=3.4	A						1704-		
	1-41562-118-0	AR		2401062-117/C	T=3.4				D	E	F	1704-		
	1-41562-118-0	AR		2401062-117/C	T=3.4	A						1704-		
	1-41562-270-1	AR		2401116-CYZ14	T=2.8	A	B	C				1704-		
	1-41562-271-1	AR		2401117-CYZ14	T=2.9	A	B	C				1704-		
	1-41562-272-1	AR		2401118-CYZ14	T=3.0	A	B	C				1704-		
	1-41562-273-1	AR		2401119-CYZ14	T=3.1	A	B	C				1704-		
	1-41562-274-1	AR		2401121-CYZ14	T=3.2	A	B	C				1704-		
	1-41562-275-1	AR		2401122-CYZ14	T=3.3	A	B	C				1704-		
	1-41562-276-1	AR		2401123-CYZ14	T=3.4	A	B	C				1704-		

4-25		Rear-axle main reducer										
Figure No.												
Index No.	Recommended grade/part name											
	Part No.	L	Q t	Qingling part No.	Remarks	Model applied					pplication	I T C
						460 height	380 height	height/reference	420 height	460 height		
					266							

Part No.	Qty	Remarks	Drawing part No.	EXZ 6W						Date of aj	C
				A	B	C	EXZ 6U 380 h	E	F		
21 --- Axle shaft gear											
1-41561-151-0	1	(A) LH intermediate axles Z=16	2403052-117/C				D	E	F	1704-	17C
1-41561-151-0	1	(A) RH Middle axle Z=16	2403052-117/C				D	E	F	1704-	17C
1-41561-151-0	1	(A) LH rear axle Z=16	2403052-117/C				D	E	F	1704-	
1-41561-151-0	1	(A) RH rear axle Z=16	2403052-117/C				D	E	F	1704-	
1-41561-167-0	1	(A) LH rear axle Z=16	2403052-CYR14	A	B	C				1704-	
1-41561-167-0	1	(A) RH rear axle Z=16	2403052-CYR14	A	B	C				1704-	
1-41561-169-0	1	(B) Rear axle Z=16	2401304-CYZ14				D	E	F	1704-	
22 --- Crossing shaft											
1-41521-037-2	1	(A) Middle axle Outer diameter=35	2403053-117/C				D	E	F	1704-	
1-41521-037-2	1	(A) Rear axle Outer diameter=35	2403053-117/C				D	E	F	1704-	
1-41521-049-2	1	(B) Middle axle	2401311-CYZ14				D	E	F	1704-	
1-41521-052-0	1	(A) Rear axle Outer diameter=35	2403053-CYR14	A	B	C				1704-	
24 --- Planet gear											
1-41551-053-0	4	(A) Middle axle Z=10	2403051-117/C				D	E	F	1704-	
1-41551-053-0	4	(A) Rear axle Z=10	2403051-117/C				D	E	F	1704-	
1-41551-054-0	4	(A) Rear axle Z=10	2403051-CYR14	A	B	C				1704-	
1-41551-055-0	4	(B) Middle axle Z=10	2401303-CYZ14				D	E	F	1704-	

Index No.	Recommended grade/part name					Model applied						Date of appli	I T C	
	Part No.	L R	Q t y .	Qingling part No.	Remarks	EXR 6W 420 height	EXR 6W 460 height	EXR 6U 380 height	EXZ 6U 380 height/reference	EXZ 6W 420 height	EXZ 6W 460 height			
						A	B	C	D	E	F			
25	Washer													
	1-41552-003-0		4	2401115-CYZ14	(A) T=1.6	A	B	C					1704-	
	1-41552-017-0		4	2401054-117/C	(A) T=1.6					E	F		1704-	
	1-41552-017-0		4	2401054-117/C	(A) T=1.6	A			D				1704-	
	1-41552-017-0		4	2401054-117/C	(A) T=1.6					E	F		1704-	
	1-41552-017-0		4	2401054-117/C	(A) T=1.6	A			D				1704-	
	1-41552-023-0		4	2401312-CYZ14	(B) T=1.6					E	F		1704-	
	1-41552-023-0		4	2401312-CYZ14	(B) T=1.6	A			D				1704-	
27	Bolt													
	0-5005-1235-0		8	M12X35						E	F		1704-	
	0-5055-1235-0		8	M12X35		A			D				1704-	
29	Gasket													
	1-41349-146-0		AR	2401274-CYZ14	T=0.30					E	F		1704-	
	1-41349-146-0		AR	2401274-CYZ14	T=0.30	A			D				1704-	
	1-41349-147-0		AR	2401275-CYZ14	T=0.40					E	F		1704-	
	1-41349-147-0		AR	2401275-CYZ14	T=0.40	A			D				1704-	
	1-41349-148-0		AR	2401276-CYZ14	T=0.50					E	F		1704-	
	1-41349-148-0		AR	2401276-CYZ14	T=0.50	A			D				1704-	
	1-41349-149-0		AR	2401277-CYZ14	T=1.000					E	F		1704-	
	1-41349-149-0		AR	2401277-CYZ14	T=1.000	A			D				1704-	
31	Input gear-middle axle													
	1-41351-044-0		1	2401258-CYZ14	(A) LH intermediate axles Z=16				D	E	F		1704-	
	1-41352-029-0		1	2401257-CYZ14	(B) RH Middle axle Z=31				D	E	F		1704-	
32	Sliding sleeve													
	1-41355-038-0		1	2401283-CYZ14	Middle axle				D	E	F		1704-	
33	Rear cover-main reducer													
	1-41321-024-1		1	2401203-CYZ14		A			D	E	F		1704-	
34	Bolt													
	0-2385-1440-0		10		M14X40	A			D	E	F		1704-	
35	Spring washer													
	0-9151-0814-0		10	Q40514	Inner diameter=14.2	A			D	E	F		1704-	
36	Latch													
	9-0816-1428-0		2	Q5221428	Outer diameter=14 L=28	A			D	E	F		1704-	

4-25		Rear-axle main reducer																			
Figure No.																					
Index No.	Recommended grade/part name										I T C										
	Part No.	L R	Q t y .	Qingling part No.	Remarks	Model applied						te of applicat									
						EXR 6W 420 height	EXR 6W 460 height	EXR 6U 380 height	EXZ 6U 380 height/reference	EXZ 6W 420 height			EXZ 6W 460 height								
A						B	C	D	E	F											
37	---	Nut																			
		1-09449-061-0		1	2401256-CYZ14	(A) Middle axle M42						D	E	F	1704-						
		1-09449-071-0		1	2401063-117/C	(B) M46 Reel Rear axle						D	E	F	1704-						
		1-09449-071-0		1	2401063-117/C	(B) M46 Reel Rear axle	A	B	U 380 height						1704-						
39	---	Inside bearing																			
		1-09812-073-1		1	2401044-117/C	(A) NSK						D	E	F	1704-						
		1-09812-074-3		1	2401044-117/C	(A) JTEKT						D	E	F	1704-						
		1-09812-075-0		1	2401043-117/C	(B) NSK	A	B	C						1704-						
		1-09812-075-0		1	2401043-117/C	(B) NSK						D	E	F	1704-						
		1-09812-076-1		1	2401043-117/C	(B) JTEKT	A	B	C						1704-						
		1-09812-076-1		1	2401043-117/C	(B) JTEKT						D	E	F	1704-						

4-25		Rear-axle main reducer															
Figure No.																	
Index No.	Recommended grade/part name																
	Part No.	L R	Q t y .	Qingling part No.	Remarks	Model applied											
						EXR 6W 420 height	EXR 6W 460 height	EXR 6U 380 height	EXZ 6U 380 height/reference	EXZ 6W 420 height	EXZ 6W 460 height	Date of application	I T C				
A	B	C	D	E	F												
40	---	Gasket															
		1-41229-245-0	AR	2401069-117/C	T=3.25												
		1-41229-245-0	AR	2401069-117/C	T=3.25	A											
		1-41229-245-0	AR	2401069-117/C	T=3.25					D	E	F					1704-
		1-41229-245-0	AR	2401069-117/C	T=3.25	A											1704-
		1-41229-245-0	AR	2401069-117/C	T=3.25	A	B	C									1704-
		1-41229-246-0	AR	2401071-117/C	T=3.26					D	E	F					1704-
		1-41229-246-0	AR	2401071-117/C	T=3.26	A											1704-
		1-41229-246-0	AR	2401071-117/C	T=3.26					D	E	F					1704-
		1-41229-246-0	AR	2401071-117/C	T=3.26	A											17C
		1-41229-246-0	AR	2401071-117/C	T=3.26	A	B	C									1704-
		1-41229-247-0	AR	2401072-117/C	T=3.27					D	E	F					1704-
		1-41229-247-0	AR	2401072-117/C	T=3.27	A											1704-
		1-41229-247-0	AR	2401072-117/C	T=3.27					D	E	F					1704-
		1-41229-247-0	AR	2401072-117/C	T=3.27	A											1704-
		1-41229-247-0	AR	2401072-117/C	T=3.27	A	B	C									17C
		1-41229-248-0	AR	2401073-117/C	T=3.28					D	E	F					1704-
		1-41229-248-0	AR	2401073-117/C	T=3.28	A											1704-
		1-41229-248-0	AR	2401073-117/C	T=3.28					D	E	F					1704-
		1-41229-248-0	AR	2401073-117/C	T=3.28	A											1704-
		1-41229-248-0	AR	2401073-117/C	T=3.28	A	B	C									1704-
		1-41229-249-0	AR	2401074-117/C	T=3.29					D	E	F					1704-
		1-41229-249-0	AR	2401074-117/C	T=3.29	A											1704-
		1-41229-249-0	AR	2401074-117/C	T=3.29					D	E	F					1704-
		1-41229-249-0	AR	2401074-117/C	T=3.29	A											1704-
		1-41229-249-0	AR	2401074-117/C	T=3.29	A	B	C									1704-
		1-41229-250-0	AR	2401075-117/C	T=3.30					D	E	F					1704-
		1-41229-250-0	AR	2401075-117/C	T=3.30	A											1704-
		1-41229-250-0	AR	2401075-117/C	T=3.30					D	E	F					1704-
		1-41229-250-0	AR	2401075-117/C	T=3.30	A											1704-
		1-41229-250-0	AR	2401075-117/C	T=3.30	A	B	C									1704-
		1-41229-251-0	AR	2401076-117/C	T=3.31					D	E	F					1704-
		1-41229-251-0	AR	2401076-117/C	T=3.31	A											1704-
		1-41229-251-0	AR	2401076-117/C	T=3.31					D	E	F					1704-
		1-41229-251-0	AR	2401076-117/C	T=3.31	A											1704-
		1-41229-251-0	AR	2401076-117/C	T=3.31	A	B	C									1704-
		1-41229-252-0	AR	2401077-117/C	T=3.32					D	E	F					1704-
		1-41229-252-0	AR	2401077-117/C	T=3.32	A											1704-
		1-41229-252-0	AR	2401077-117/C	T=3.32					D	E	F					1704-
		1-41229-252-0	AR	2401077-117/C	T=3.32	A											1704-
		1-41229-252-0	AR	2401077-117/C	T=3.32	A	B	C									1704-
		1-41229-253-0	AR	2401078-117/C	T=3.33					D	E	F					1704-
		1-41229-253-0	AR	2401078-117/C	T=3.33	A											1704-

4-25		Rear-axle main reducer												
Figure No.														
Index No.	Recommended grade/part name					Model applied						Date of appli	I T C	
	Part No.	L R	Q t y .	Qingling part No.	Remarks	EXR 6W 420 height	EXR 6W 460 height	EXR 6U 380 height	EXZ 6U 380 height/reference	EXZ 6W 420 height	EXZ 6W 460 height			
						A	B	C	D	E	F			
	1-41229-253-0	AR	2401078-117/C	T=3.33					D	E	F	1704- 17C 17C 17C 17C		
	1-41229-253-0	AR	2401078-117/C	T=3.33		A								
	1-41229-253-0	AR	2401078-117/C	T=3.33		A	B	C						
	1-41229-254-0	AR	2401079-117/C	T=3.34					D	E	F			
	1-41229-254-0	AR	2401079-117/C	T=3.34		A							1704-	
	1-41229-254-0	AR	2401079-117/C	T=3.34					D	E	F		1704-	
	1-41229-254-0	AR	2401079-117/C	T=3.34		A							1704-	
	1-41229-254-0	AR	2401079-117/C	T=3.34		A	B	C					1704-	
	1-41229-255-0	AR	2401081-117/C	T=3.35					D	E	F		1704-	
	1-41229-255-0	AR	2401081-117/C	T=3.35		A							1704-	
	1-41229-255-0	AR	2401081-117/C	T=3.35					D	E	F		1704-	
	1-41229-255-0	AR	2401081-117/C	T=3.35		A							1704-	
	1-41229-255-0	AR	2401081-117/C	T=3.35		A	B	C					1704-	
41	--- Gasket													
	1-41229-237-0	AR	2401086-117/C	T=7.60					D	E	F	1704-		
	1-41229-237-0	AR	2401086-117/C	T=7.60		A						1704-		
	1-41229-237-0	AR	2401086-117/C	T=7.60		A	B	C				1704-		
	1-41229-238-0	AR	2401087-117/C	T=7.80					D	E	F	1704-		
	1-41229-238-0	AR	2401087-117/C	T=7.80		A						1704-		
	1-41229-238-0	AR	2401087-117/C	T=7.80		A	B	C				1704-		
	1-41229-239-0	AR	2401088-117/C	T=8.00					D	E	F	1704-		
	1-41229-239-0	AR	2401088-117/C	T=8.00		A						1704-		
	1-41229-239-0	AR	2401088-117/C	T=8.00		A	B	C				1704-		
	1-41229-240-0	AR	2401089-117/C	T=8.20					D	E	F	1704-		
	1-41229-240-0	AR	2401089-117/C	T=8.20		A						1704-		
	1-41229-240-0	AR	2401089-117/C	T=8.20		A	B	C				1704-		
	1-41229-241-0	AR	2401091-117/C	T=8.40					D	E	F	1704-		
	1-41229-241-0	AR	2401091-117/C	T=8.40		A						1704-		
	1-41229-241-0	AR	2401091-117/C	T=8.40		A	B	C				1704-		
	1-41229-242-0	AR	2401092-117/C	T=8.60					D	E	F	1704-		
	1-41229-242-0	AR	2401092-117/C	T=8.60		A						1704-		
	1-41229-242-0	AR	2401092-117/C	T=8.60		A	B	C				1704-		
	1-41229-243-0	AR	2401093-117/C	T=8.80					D	E	F	1704-		
	1-41229-243-0	AR	2401093-117/C	T=8.80		A						1704-		
	1-41229-243-0	AR	2401093-117/C	T=8.80		A	B	C				1704-		
	1-41229-244-0	AR	2401094-117/C	T=9.00					D	E	F	1704-		
	1-41229-244-0	AR	2401094-117/C	T=9.00		A						1704-		
	1-41229-244-0	AR	2401094-117/C	T=9.00		A	B	C				1704-		

4-25		Rear-axle main reducer												
Figure No.														
Index No.	Recommended grade/part name										Date of appli	I T C		
	Part No.	L R	Q t y .	Qingling part No.	Remarks	Model applied								
						EXR 6W 420 height	EXR 6W 460 height	EXR 6U 380 height	EXZ 6U 380 height/reference	EXZ 6W 420 height			EXZ 6W 460 height	
A						B	C	D	E	F				
42	---	Gasket										17C 17C 17C 17C 17C 17C 17C 17C 17C 17C 17C 17C 17C 17C 17C 17C 17C 17C		
			AR	2401086-117/C	T=7.60					D	E			F
			AR	2401086-117/C	T=7.60	A								
			AR	2401087-117/C	T=7.80				D	E	F			
			AR	2401087-117/C	T=7.80	A								
			AR	2401088-117/C	T=8.00				D	E	F			
			AR	2401088-117/C	T=8.00	A								1704-
			AR	2401089-117/C	T=8.20				D	E	F			1704-
			AR	2401089-117/C	T=8.20	A								1704-
			AR	2401091-117/C	T=8.40				D	E	F			1704-
			AR	2401091-117/C	T=8.40	A								1704-
			AR	2401092-117/C	T=8.60				D	E	F			1704-
			AR	2401092-117/C	T=8.60	A								1704-
			AR	2401093-117/C	T=8.80				D	E	F			1704-
			AR	2401093-117/C	T=8.80	A								1704-
			AR	2401094-117/C	T=9.00				D	E	F			1704-
			AR	2401094-117/C	T=9.00	A								1704-
43	---	Bearing seat										1704-		
			1	2402243-117	(B) Rear axle T=81					D	E			F
			1	2402243-130	(A) Middle axle T=53				D	E	F			1704-
			1	2402243-CYR14	(B) Rear axle T=82	A	B	C				1704-		
45	---	Bolt										1704-		
			8		(B) M16X55					D	E			F
			8		(B) M16X55				D	E	F			1704-
			8		(B) M16X55	A	B	C						1704-
			8	2401255-CYZ14	(A) M16X40				D	E	F			1704-
			8	2401255-CYZ14	(A) M16X40	A						1704-		
48	---	Spring washer										1704-		
			8		Inner diameter=16.2					D	E			F
			8		Inner diameter=16.2	A								1704-
			8		Inner diameter=16.2	A	B	C				1704-		

4-25		Rear-axle main reducer												
Figure No.														
Index No.	Recommended grade/part name										Date of appli	I T C		
	Part No.	L R	Q t y .	Qingling part No.	Remarks	Model applied								
						EXR 6W 420 height	EXR 6W 460 height	EXR 6U 380 height	EXZ 6U 380 height/reference	EXZ 6W 420 height			EXZ 6W 460 height	
A						B	C	D	E	F				
49	---	Gasket												
	1-41154-024-0		AR	2401082-117/C	(B) T=0.50					D	E	F	1704-	
	1-41154-024-0		AR	2401082-117/C	(B) T=0.50	A							1704-	
	1-41154-025-0		AR	2401083-117/C	(B) T=1.00					D	E	F	1704-	
	1-41154-025-0		AR	2401083-117/C	(B) T=1.00	A							1704-	
	1-41154-057-0		AR	2401084-117/C	(B) T=0.30					D	E	F	1704-	
	1-41154-057-0		AR	2401084-117/C	(B) T=0.30	A							1704-	
	1-41154-058-0		AR	2401085-117/C	(B) T=0.40					D	E	F	17C	
	1-41154-058-0		AR	2401085-117/C	(B) T=0.40	A							17C	
	1-41154-071-0		AR	2401251-CYZ14	(A) T=0.50					D	E	F	1704-	
	1-41154-071-0		AR	2401251-CYZ14	(A) T=0.50	A							1704-	
	1-41154-072-0		AR	2401252-CYZ14	(A) T=1.000					D	E	F	17C	
	1-41154-072-0		AR	2401252-CYZ14	(A) T=1.000	A							1704-	
	1-41154-073-0		AR	2401253-CYZ14	(A) T=0.30					D	E	F	1704-	
	1-41154-073-0		AR	2401253-CYZ14	(A) T=0.30	A							1704-	
	1-41154-074-0		AR	2401254-CYZ14	(A) T=0.40					D	E	F	1704-	
	1-41154-074-0		AR	2401254-CYZ14	(A) T=0.40	A							1704-	
	1-41154-077-0		AR	2401126-CYZ14	(B) T=0.50	A	B	C					1704-	
	1-41154-078-0		AR	2401127-CYZ14	(B) T=1.000	A	B	C					1704-	
	1-41154-079-0		AR	2401124-CYZ14	(B) T=0.30	A	B	C					1704-	
	1-41154-080-0		AR	2401125-CYZ14	(B) T=0.40	A	B	C					1704-	

4-25		Rear-axle main reducer															
Figure No.																	
Index No.	Recommended grade/part name										Date of application	I T C					
	Part No.	L R	Q t y .	Qingling part No.	Remarks	Model applied											
						EXR 6W 420 height	EXR 6W 460 height	EXR 6U 380 height	EXZ 6U 380 height/reference	EXZ 6W 420 height			EXZ 6W 460 height				
A	B	C	D	E	F												
50	--- Outside bearing																
	1-09812-073-1		1	2401044-117/C	(B) NSK	A	B	C								1704-	
	1-09812-073-1		1	2401044-117/C	(B) NSK				D	E	F					1704-	
	1-09812-074-3		1	2401044-117/C	(B) JTEKT	A	B	C								1704-	
	1-09812-074-3		1	2401044-117/C	(B) JTEKT				D	E	F					1704-	
	1-09812-075-0		1	2401043-117/C	(A) NSK				D	E	F					1704-	
	1-09812-076-1		1	2401043-117/C	(A) JTEKT				D	E	F					1704-	
52	--- Drive shaft																
	1-41343-020-0		1	2401314-CYZ14					D	E	F					1704-	
53	--- Nut																
	0-91111-0516-0		1	Q341B16	M16				D	E	F					1704-	
	0-91111-0516-0		1	Q341B16	M16	A										1704-	
54	--- Stud																
	9-09830-243-0		1	2401343-CYZ14	M16X32 L=56				D	E	F					1704-	
55	--- Reducer housing assembly																
	1-41110-102-0		1	2402050-CYR14	(B)	A	B	C								1704-	
	1-41110-109-0		1	2402050-130	(B)				D	E	F					1704-	
	1-41310-050-0		1	2402050-130	(A)				D	E	F					1704-	
56	--- Bolt																
	1-09070-015-0		4	2401049-CYZ14	M20X125 reel	A	B	C								1704-	
	1-09070-042-0		4	2401049-117/C	M20X112				D	E	F					1704-	
	1-09070-042-0		4	2401049-117/C	M20X112	A										1704-	
	1-09070-042-0		4	2401049-117/C	M20X112				D	E	F					1704-	
	1-09070-042-0		4	2401049-117/C	M20X112	A										1704-	
57	--- Pin																
	9-41119-033-1		4	2401019-CYR14		A	B	C								1704-	
60	--- Gear pair Z=39/7(5.571)																
	1-41210-481-0			2401240-CYZ14	(A) Middle axle 43/11=3.909				D	E	F					1704-	
	1-41210-611-0			2402240-CYZ14	(B) Rear axle 43/11=3.909				D	E	F					1704-	
	1-41210-622-0			2402160-CYR14	(B) Rear axle 43/11=3.909	A	B	C								1704-	
61	--- Retainer																
	1-41227-008-0		2	2402270-CYZ14	T=3.2	A	B	C								1704-	
	1-41227-012-0		2	2402270-117	T=3.2				D	E	F					1704-	
	1-41227-012-0		2	2402270-117	T=3.2				D	E	F					1704-	

Figure No.

Index No.	Recommended grade/part name					Model applied						Date of application	I T C	
	Part No.	L R	Q t y .	Qingling part No.	Remarks	EXR 6W 420 height	EXR 6W 460 height	EXR 6U 380 height	EXZ 6U 380 height/reference	EXZ 6W 420 height	EXZ 6W 460 height			
						A	B	C	D	E	F			
62	---	Bolt												
		1-09042-037-0	2	2401065-CYR14	M8X42	A	B	C					1704-	
		1-09042-038-1	2	2401065-117/C	M8X40				D	E	F		1704-	
		1-09042-038-1	2	2401065-117/C	M8X40	A							1704-	
		1-09042-038-1	2	2401065-117/C	M8X40				D	E	F		1704-	
		1-09042-038-1	2	2401065-117/C	M8X40	A							1704-	
63	---	Bearing												
		1-09810-152-0	1	2401048-CYZ14	NSK	A	B	C					1704-	
		1-09810-153-0	1	2401048-CYZ14	JTEKT	A	B	C					1704-	
		1-09810-182-0	1	2401048-117/C	JTEKT				D	E	F		1704-	
		1-09810-182-0	1	2401048-117/C	JTEKT				D	E	F		1704-	
		1-09810-183-0	1	2401048-117/C	NSK				D	E	F		1704-	
		1-09810-183-0	1	2401048-117/C	NSK				D	E	F		1704-	
64	---	Nut												
		0-9111-7508-0	2		M8				D	E	F		1704-	
		0-9111-7508-0	2		M8	A							1704-	
		0-9111-7508-0	2		M8				D	E	F		1704-	
		0-9111-7508-0	2		M8	A							1704-	
		0-9111-7508-0	2		M8	A	B	C					1704-	
65	---	Split pin												
		0-8112-2012-0	2						D	E	F		1704-	
		0-8112-2012-0	2			A							1704-	
		0-8112-2012-0	2						D	E	F		1704-	
		0-8112-2012-0	2			A							1704-	
		0-8112-2012-0	2			A	B	C					1704-	
66	---	Snap ring												
		1-09588-061-0	1	2401064-CYZ14	Outer diameter=45.9	A	B	C					1704-	
		1-09588-086-2	1	2401064-117/C	Outer diameter=37.2				D	E	F		1704-	
		1-09588-086-2	1	2401064-117/C	Outer diameter=37.2				D	E	F		1704-	
67	---	Oil indicator												
		1-41129-008-0	1	2401202-CYZ14					D	E	F		1704-	
68	---	Bolt												
		8-94479-696-1	2	1018202-54	M8X12 reel				D	E	F		1704-	
		8-94479-696-1	2	1018202-54	M8X12 reel	A							1704-	
69	---	Nut												
		1-41121-001-0	1	2400124-117	M155 H=26				D	E	F		1704-	
		1-41121-001-0	1	2400124-117	M155 H=26	A							1704-	
		1-41121-001-0	1	2400124-117	M155 H=26				D	E	F		1704-	
		1-41121-001-0	1	2400124-117	M155 H=26	A							1704-	
		1-41121-002-0	1	2400125-117	M155 H=30				D	E	F		1704-	
		1-41121-002-0	1	2400125-117	M155 H=30	A							1704-	
		1-41121-002-0	1	2400125-117	M155 H=30				D	E	F		1704-	
		1-41121-002-0	1	2400125-117	M155 H=30	A							1704-	
		1-41121-003-2	1	2400124-CYR14		A	B	C					1704-	
		1-41121-004-0	1	2400125-CYR14		A	B	C					1704-	

4-25		Rear-axle main reducer											
Figure No.													
Index No.	Recommended grade/part name										Date of application	I T C	
	Part No.	L R	Q t y .	Qingling part No.	Remarks	Model applied							
						EXR 6W 420 height	EXR 6W 460 height	EXR 6U 380 height	EXZ 6U 380 height/reference	EXZ 6W 420 height			EXZ 6W 460 height
A						B	C	D	E	F			
70	---	Bearing-right differential gear housing											
			1	2401042-117/C	Inner diameter=92 Outer diameter=152 T=40					D	E	F	1704-
			1	2401042-117/C	Inner diameter=92 Outer diameter=152 T=40					D	E	F	1704-
			1	2401042-117/C	Inner diameter=92 Outer diameter=152 T=40					D	E	F	1704-
			1	2401042-117/C	Inner diameter=92 Outer diameter=152 T=40					D	E	F	1704-
			1	2401021-CYZ14	Inner diameter=101 Outer diameter=168 T=42.3	A	B	C					1704-
			1	2401042-CYZ14	Inner diameter=100 Outer diameter=157 T=30	A	B	C					1704-
71	---	Differential gear housing assembly											
			1		(A) Middle axle					D	E	F	1704-
			1		(A) Rear axle					D	E	F	1704-
			1		(B) Middle axle					D	E	F	1704-
			1		(B) Rear axle					D	E	F	1704-
			1	2403070-CYR14	(A) Rear axle	A	B	C					1704-
			1	2403170-CYR14	(B) Rear axle	A	B	C					1704-
			1		(C) Middle axle					D	E	F	1704-
			1		(C) Rear axle					D	E	F	1704-
83	---	Differential gear housing assembly											
			1		Middle axle					D	E	F	1704-
84	---	Bolt											
			16	2401052-117/C	M18X38 reel					D	E	F	1704-
			16	2401052-117/C	M18X38 reel	A							1704-
			16	2401052-117/C	M18X38 reel					D	E	F	1704-
			16	2401052-117/C	M18X38 reel	A							1704-
			18	2401052-117/C	M18X38 reel	A	B	C					1704-
85	---	Nut											
			4	Q341B16	M16					D	E	F	1704-
			8	Q341B16	M16					D	E	F	1704-
			4	Q341B16	M16	A							1704-
			8	Q341B16	M16	A							1704-
			4	Q341B16	M16					D	E	F	1704-
			8	Q341B16	M16					D	E	F	1704-
			4	Q341B16	M16	A							1704-
			8	Q341B16	M16	A							1704-
			4	Q341B16	M16	A	B	C					1704-
			8	Q341B16	M16	A	B	C					1704-

4-25		Rear-axle main reducer																		
Figure No.																				
Index No.	Recommended grade/part name										Date of application	I T C								
	Part No.	L	Q t y .	Qingling part No.	Remarks	Model applied														
						EXR 6W 420 height	EXR 6W 460 height	EXR 6U 380 height	EXZ 6U 380 height/reference	EXZ 6W 420 height			EXZ 6W 460 height							
A	B	C	D	E	F															
88	---	Plate																		
		1-41124-006-0	1	2401051-117/C	T=3.2					D	E	F	1704-							
		1-41124-006-0	1	2401051-117/C	T=3.2					D	E	F	1704-							
		1-41124-006-0	1	2401051-117/C	T=3.2	A							1704-							
		1-41124-006-0	1	2401051-117/C	T=3.2	A							1704-							
		1-41124-006-0	1	2401051-117/C	T=3.2					D	E	F	1704-							
		1-41124-006-0	1	2401051-117/C	T=3.2					D	E	F	1704-							
		1-41124-006-0	1	2401051-117/C	T=3.2	A							1704-							
		1-41124-006-0	1	2401051-117/C	T=3.2	A							1704-							
		9-41124-005-0	1	2401053-117/C	T=1.0					D	E	F	1704-							
		9-41124-005-0	1	2401053-117/C	T=1.0					D	E	F	1704-							
		9-41124-005-0	1	2401053-117/C	T=1.0	A							1704-							
		9-41124-005-0	1	2401053-117/C	T=1.0	A							1704-							
		9-41124-005-0	1	2401053-117/C	T=1.0					D	E	F	1704-							
		9-41124-005-0	1	2401053-117/C	T=1.0					D	E	F	1704-							
		9-41124-005-0	1	2401053-117/C	T=1.0	A							1704-							
		9-41124-005-0	1	2401053-117/C	T=1.0	A							1704-							
		9-41124-013-0	1	2401051-CYZ14		A	B	C					1704-							
		9-41124-013-0	1	2401051-CYZ14		A	B	C					1704-							
89	---	Bolt																		
		0-2085-0816-0	2		M8X16					D	E	F	1704-							
		0-2085-0816-0	2		M8X16					D	E	F	1704-							
		0-2085-0816-0	2		M8X16	A							1704-							
		0-2085-0816-0	2		M8X16	A							1704-							
		0-2085-0816-0	2		M8X16					D	E	F	1704-							
		0-2085-0816-0	2		M8X16					D	E	F	1704-							
		0-2085-0816-0	2		M8X16	A							1704-							
		0-2085-0816-0	2		M8X16	A							1704-							
		0-2875-1020-0	2		M10X20 reel	A	B	C					1704-							
		0-2875-1020-0	2		M10X20 reel	A	B	C					1704-							
90	---	Conical roller bearing-output shaft																		
		1-09812-068-0	2	2401316-CYZ14	NSK Intermediate axle					D	E	F	1704-							
		1-09812-069-0	2	2401316-CYZ14	JTEKT Middle axle					D	E	F	1704-							

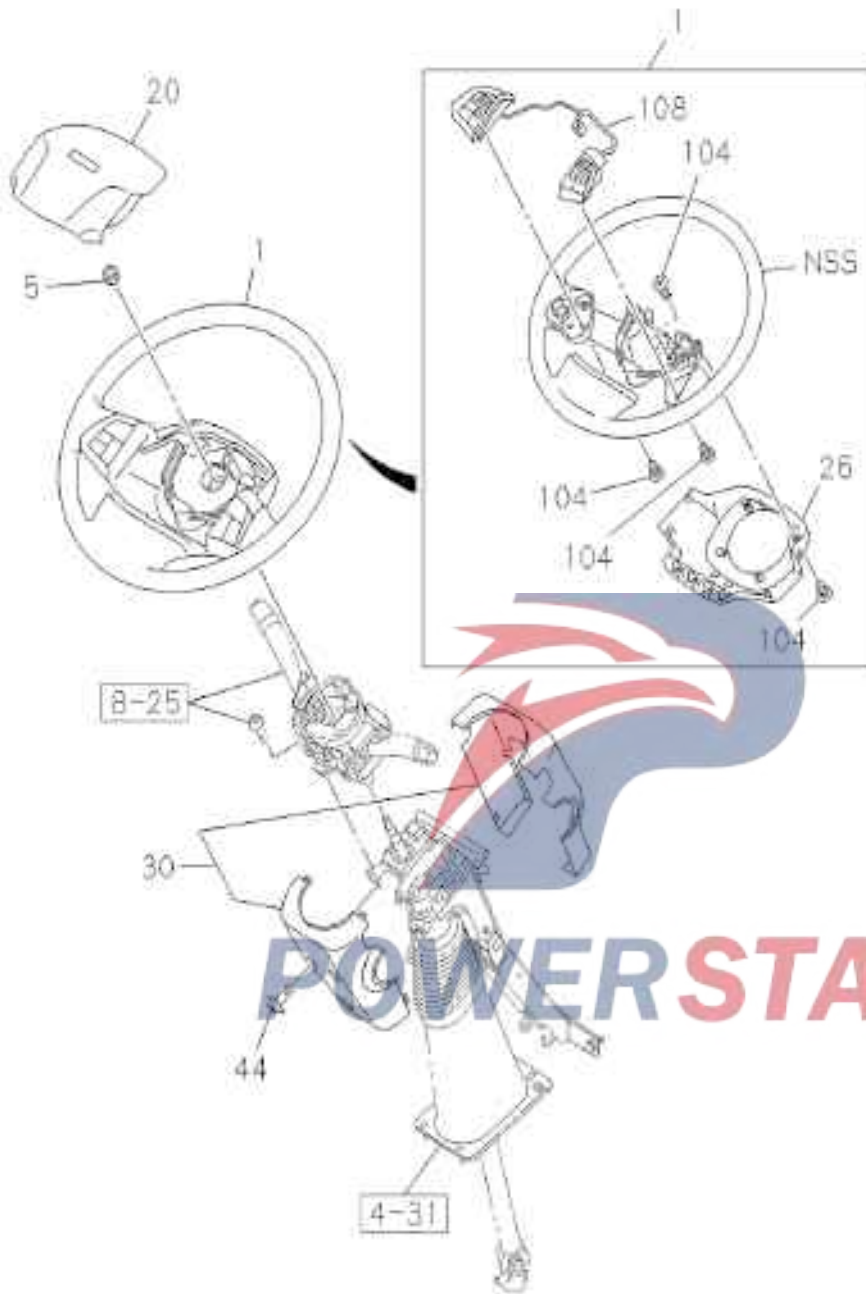
4-25		Rear-axle main reducer																			
Figure No.																					
Index No.	Recommended grade/part name										Date of application	I T C									
	Part No.	L R	Q t y .	Qingling part No.	Remarks	Model applied															
						EXR 6W 420 height	EXR 6W 460 height	EXR 6U 380 height	EXZ 6U 380 height/reference	EXZ 6W 420 height			EXZ 6W 460 height								
A						B	C	D	E	F											
91	---	Gasket																			
		1-41349-020-0		AR	2401331-CYZ14	T=4.60							D	E	F	1704-					
		1-41349-020-0		AR	2401331-CYZ14	T=4.60	A									1704-					
		1-41349-021-0		AR	2401332-CYZ14	T=4.70							D	E	F	1704-					
		1-41349-021-0		AR	2401332-CYZ14	T=4.70	A									1704-					
		1-41349-022-0		AR	2401333-CYZ14	T=4.80							D	E	F	1704-					
		1-41349-022-0		AR	2401333-CYZ14	T=4.80	A									1704-					
		1-41349-023-0		AR	2401334-CYZ14	T=4.90							D	E	F	1704-					
		1-41349-023-0		AR	2401334-CYZ14	T=4.90	A									1704-					
		1-41349-024-0		AR	2401335-CYZ14	T=5.00							D	E	F	1704-					
		1-41349-024-0		AR	2401335-CYZ14	T=5.00	A									1704-					
		1-41349-025-0		AR	2401336-CYZ14	T=5.10							D	E	F	1704-					
		1-41349-025-0		AR	2401336-CYZ14	T=5.10	A									1704-					
		1-41349-026-0		AR	2401337-CYZ14	T=5.20							D	E	F	1704-					
		1-41349-026-0		AR	2401337-CYZ14	T=5.20	A									1704-					
		1-41349-027-0		AR	2401338-CYZ14	T=5.30							D	E	F	1704-					
		1-41349-027-0		AR	2401338-CYZ14	T=5.30	A									1704-					
		1-41349-091-0		AR	2401339-CYZ14	T=4.50							D	E	F	1704-					
		1-41349-091-0		AR	2401339-CYZ14	T=4.50	A									1704-					
		1-41349-092-0		AR	2401341-CYZ14	T=5.40							D	E	F	1704-					
		1-41349-092-0		AR	2401341-CYZ14	T=5.40	A									1704-					
92	---	Snap ring																			
		9-0918-0185-0		1	2401342-CYZ14	Outer diameter=90.5 Middle axle							D	E	F	1704-					
93	---	Oil seal																			
		1-09625-217-0		1		Middle axle							D	E	F	1704-					
94	---	Flange assembly																			
		1-37245-130-1		1	2401320-CYZ14	Middle axle							D	E	F	1704-					
95	---	Nut																			
		1-09449-067-0		1	2401315-CYZ14	M36 Reel Middle axle							D	E	F	1704-					
96	---	O-ring																			
		1-09623-387-0		1		Inner diameter=42 Middle axle							D	E	F	1704-					
97	---	Differential controller																			
		1-48260-060-1		1	2401313-CYZ14								D	E	F	1704-					
98	---	Bolt																			
		0-2815-1050-0		1		M10X50 reel							D	E	F	1704-					
		0-2815-1050-0		1		M10X50 reel		A								1704-					
		0-2875-1025-0		3		M10X25 reel							D	E	F	1704-					
		0-2875-1025-0		3		M10X25 reel		A								1704-					
100	---	Oil seal																			
		1-09625-322-0		1	2401068-117/C	NOK Rear axle		A	B	C						1704-					
		1-09625-322-0		1	2401068-117/C	NOK Rear axle							D	E	F	1704-					

Index No.	Recommended grade/part name						Model applied						Date of application	I T C	
	Part No.	L R	Q t y .	Qingling part No.	Remarks	EXR 6W 420 height	EXR 6W 460 height	EXR 6U 380 height	EXZ 6U 380 height/reference	EXZ 6W 420 height	EXZ 6W 460 height				
						A	B	C	D	E	F				
101	--- Bolt														
	9-41127-003-0		1	2401098-CYZ14	M28X120	A	B	C						1704-	
	9-41127-006-0		1	2401097-CYZ14	M24X104	A	B	C						1704-	
102	--- Cap-bolt														
	9-41129-001-0		1	2401111-CYZ14		A	B	C						1704-	
103	--- Adjusting Nut														
	9-09842-003-0		1	2401112-CYR14	M28	A	B	C						1704-	
126	--- Flanger assembly														
	1-37245-336-0		1	2402070-CEZ44	Rear axle				D	E	F			1704-	
	1-37245-343-0		1	2402070-CYZ14	Rear axle	A	B	C						1704-	
162	--- Dust cover														
	1-37249-033-2		1	2402072-CYZ14	Rear axle	A	B	C						1704-	
	1-37249-033-2		1	2402072-CYZ14	Middle axle				D	E	F			1704-	
	1-37249-063-0		1		Rear axle				D	E	F			1704-	
206	--- Bolt														
	8-94479-696-1		2	1018202-54	M8X12 Reel Middle axle				D	E	F			1704-	
	8-94479-696-1		2	1018202-54	M8X12 Reel Middle axle				D	E	F			1704-	
225	--- Washer														
	1-41552-024-2	AR		2401259-CYZ14	T=5.9				D	E	F			1704-	
	1-41552-024-2	AR		2401259-CYZ14	T=5.9	A								1704-	
	1-41552-025-2	AR		2401261-CYZ14	T=6.0				D	E	F			1704-	
	1-41552-025-2	AR		2401261-CYZ14	T=6.0	A								1704-	
	1-41552-026-2	AR		2401262-CYZ14	T=6.1				D	E	F			1704-	
	1-41552-026-2	AR		2401262-CYZ14	T=6.1	A								1704-	
	1-41552-027-2	AR		2401263-CYZ14	T=6.2				D	E	F			1704-	
	1-41552-027-2	AR		2401263-CYZ14	T=6.2	A								1704-	
	1-41552-028-2	AR		2401264-CYZ14	T=6.3				D	E	F			1704-	
	1-41552-028-2	AR		2401264-CYZ14	T=6.3	A								1704-	
	1-41552-029-2	AR		2401265-CYZ14	T=6.4				D	E	F			1704-	
	1-41552-029-2	AR		2401265-CYZ14	T=6.4	A								1704-	
	1-41552-030-2	AR		2401266-CYZ14	T=6.5				D	E	F			1704-	
	1-41552-030-2	AR		2401266-CYZ14	T=6.5	A								1704-	
	1-41552-031-2	AR		2401267-CYZ14	T=6.6				D	E	F			1704-	
	1-41552-031-2	AR		2401267-CYZ14	T=6.6	A								1704-	
	1-41552-032-2	AR		2401268-CYZ14	T=6.7				D	E	F			1704-	
	1-41552-032-2	AR		2401268-CYZ14	T=6.7	A								1704-	
	1-41552-033-2	AR		2401269-CYZ14	T=6.8				D	E	F			1704-	
	1-41552-033-2	AR		2401269-CYZ14	T=6.8	A								1704-	
	1-41552-034-2	AR		2401271-CYZ14	T=6.9				D	E	F			1704-	
	1-41552-034-2	AR		2401271-CYZ14	T=6.9	A								1704-	
	1-41552-035-2	AR		2401272-CYZ14	T=7.0				D	E	F			1704-	
	1-41552-035-2	AR		2401272-CYZ14	T=7.0	A								1704-	
	1-41552-036-2	AR		2401273-CYZ14	T=7.1				D	E	F			1704-	
	1-41552-036-2	AR		2401273-CYZ14	T=7.1	A								1704-	

4-25		Rear-axle main reducer																			
Figure No.																					
Index No.	Recommended grade/part name										Date of application	I T C									
	Part No.	L R	Q t y .	Qingling part No.	Remarks	Model applied															
						EXR 6W 420 height	EXR 6W 460 height	EXR 6U 380 height	EXZ 6U 380 height/reference	EXZ 6W 420 height			EXZ 6W 460 height								
A						B	C	D	E	F											
226	Washer																				
	1-41562-267-0		1	2401309-CYZ14					D	E	F	1704-									
	1-41562-267-0		1	2401309-CYZ14		A						1704-									
307	Gear ring																				
	1-41251-300-0		1	2401241-CYZ14	(A) Middle axle Z=41				D	E	F	1704-									
	1-41251-398-0		1	2402241-CYZ14	(A) Rear axle Z=39				D	E	F	1704-									
	1-41251-409-0		1	2402162-CYR14	(A) Rear axle Z=41	A	B	C				1704-									
308	Drive bevel gear																				
	1-41211-370-0		1	2401242-CYZ14	(A) Middle axle				D	E	F	1704-									
	1-41211-467-0		1	2402242-CYZ14	(B) Rear axle				D	E	F	1704-									
	1-41211-477-0		1	2402249-D15YR	(B) Rear axle	A	B	C				1704-									
355	Retainer																				
	1-41227-016-0		1	2402255-130	Middle axle				D	E	F	1704-									
365	Oil pump assembly																				
	1-41381-008-1		1	2401210-CYZ14	Middle axle				D	E	F	1704-									
366	Bolt																				
	0-1080-5840-0		4		M8X40 Middle axle				D	E	F	1704-									
367	Filter																				
	1-41383-003-0		1	2401220-CYZ14	Middle axle				D	E	F	1704-									
368	Spiral spring																				
	1-09580-504-0		1	2401205-CYZ14	Middle axle				D	E	F	1704-									
369	Clogging																				
	1-09604-023-0		1	1701310-117	M24X17 Reel Middle axle				D	E	F	1704-									
370	O-ring																				
	1-09623-058-0		1	2401206-CYZ14	Inner diameter=26.8 Middle axle				D	E	F	1704-									
371	Spring washer																				
	0-9151-0808-0		4		Inner diameter=8.2 Middle axle				D	E	F	1704-									
372	Steel ball																				
	9-00097-517-0		1	2401204-CYZ14	Middle axle				D	E	F	1704-									
373	Clogging																				
	1-09605-019-0		1	2401209-CYZ14	PT1/4 Middle axle				D	E	F	1704-									
374	Clogging																				
	1-09609-020-1		1	2401288-CYZ14	Middle axle				D	E	F	1704-									
375	Bearing																				
	1-09811-362-0		1	2401306-CYZ14	NSK Intermediate axle				D	E	F	1704-									
	1-09811-362-0		1	2401306-CYZ14	NSK Intermediate axle				D	E	F	1704-									
376	Gasket																				
	1-41349-150-0		1	2401307-CYZ14	Middle axle				D	E	F	1704-									
377	Snap ring																				
	1-09587-091-0		1	2401308-CYZ14	Middle axle				D	E	F	1704-									

4-30 Steering wheel and steering wheel cover

Figure No.



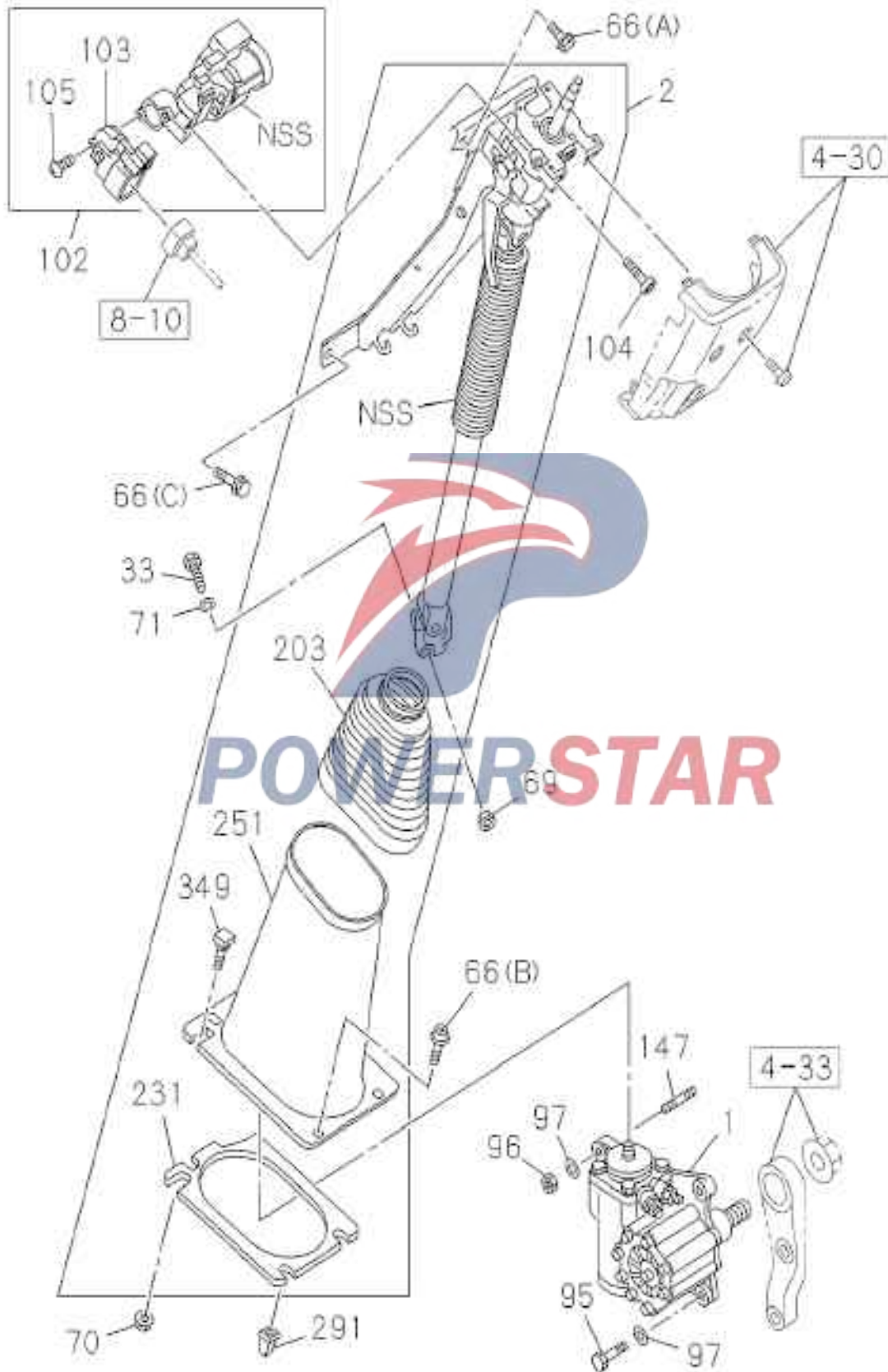
POWERSTAR

4-30		Steering wheel and steering wheel cover											
Figure No.													
Index No.	Recommended grade/part name												
	Part No.	L R	Q t y .	Qingling part No.	Remarks	Model applied						Date of application	I T C
						EXR 6W 420 height	EXR 6W 460 height	EXR 6U 380 height	EXZ 6U 380 height/reference	EXZ 6W 420 height	EXZ 6W 460 height		
A	B	C	D	E	F								
1	Steering wheel assembly 8-97468-442-0		1	3402010-D17YZ		A	B	C	D	E	F	1704-	
5	Nut 0-9111-1514-0		1		M14	A	B	C	D	E	F	1704-	
20	Cover - horn 8-97468-443-0		1	3402210-D17YZ		A	B	C	D	E	F	1704-	
26	Steering wheel lower cover 8-97434-070-0		1			A	B	C	D	E	F	1704-	
30	Cover-Steering column 8-97469-228-0		1	3404230-D17YZ		A	B	C	D	E	F	1704-	
33	Cover assembly 8-97466-376-0		1	3404231-D17YZ	Black	A	B	C	D	E	F	1704-	
44	Screw 0-3805-0512-0		3	3404239-CYZ14	M5X12	A	B	C	D	E	F	1704-	
104	Screw 8-98319-680-0		9		M4X10 Tapping	A	B	C	D	E	F	1704-	
108	Switch 8-98283-027-1		1	3402013-D17YZ		A	B	C	D	E	F	1704-	



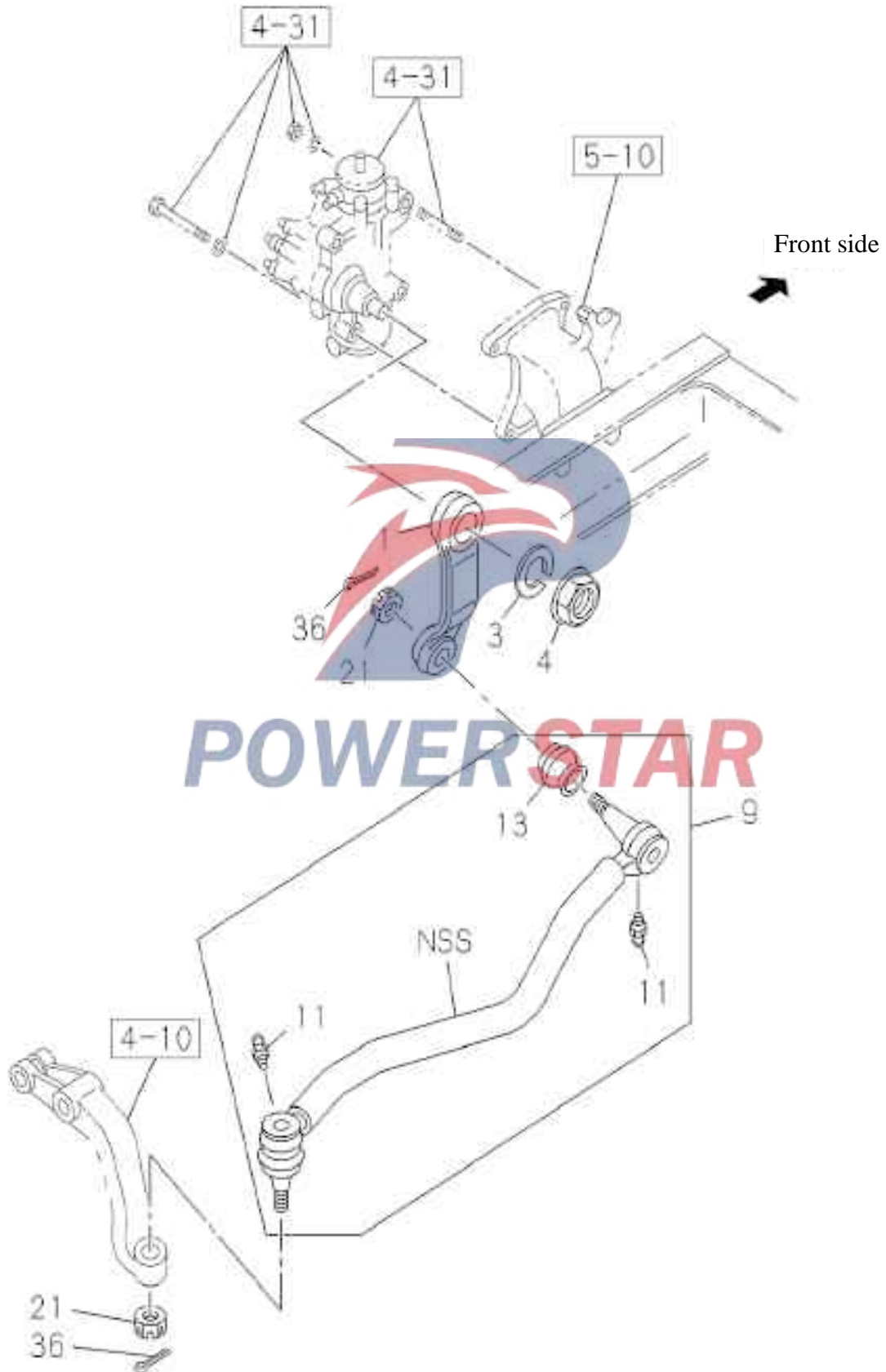
4-31 Steering column and steering shaft

Figure No.




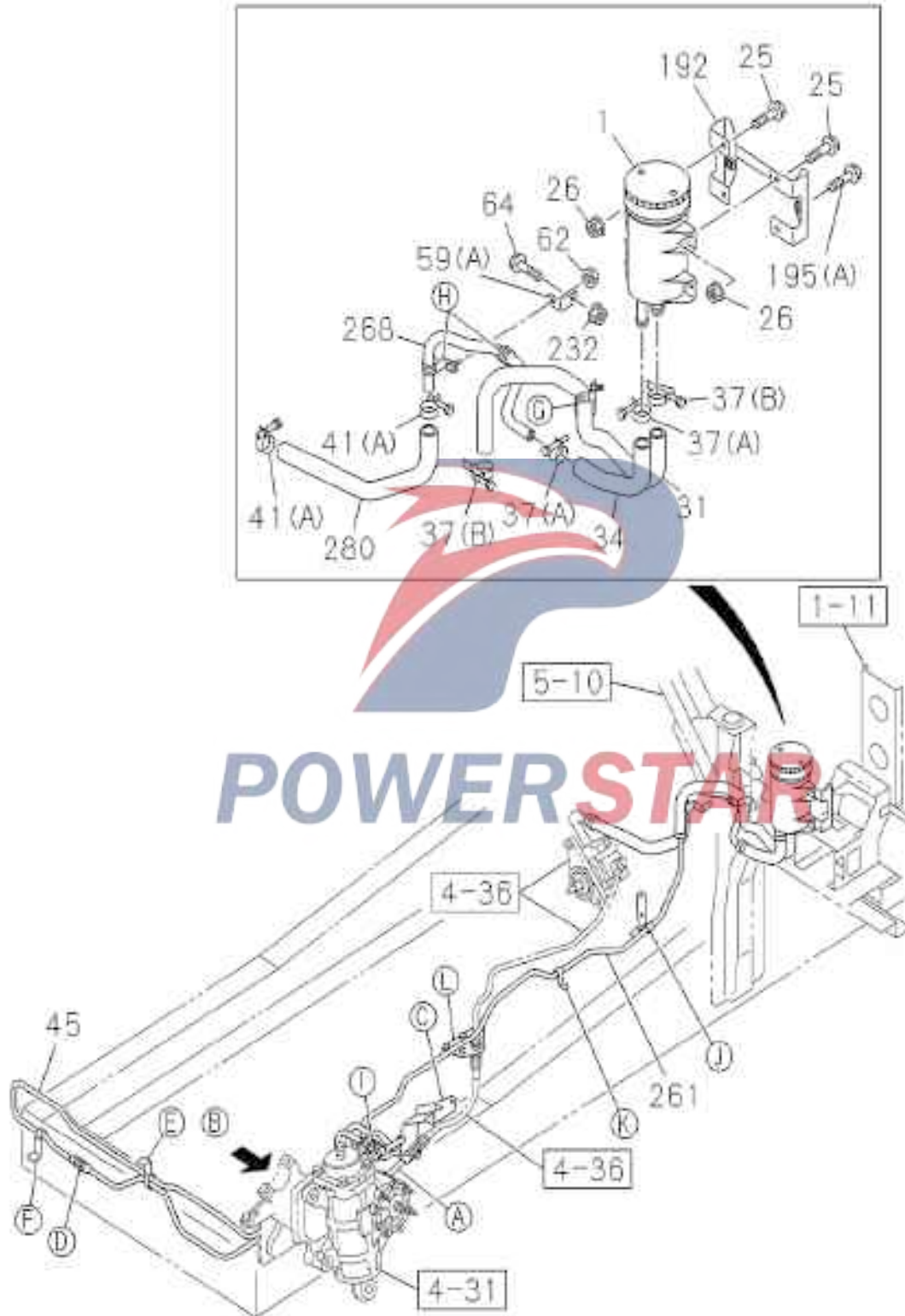
4-31 **Steering column and steering shaft**

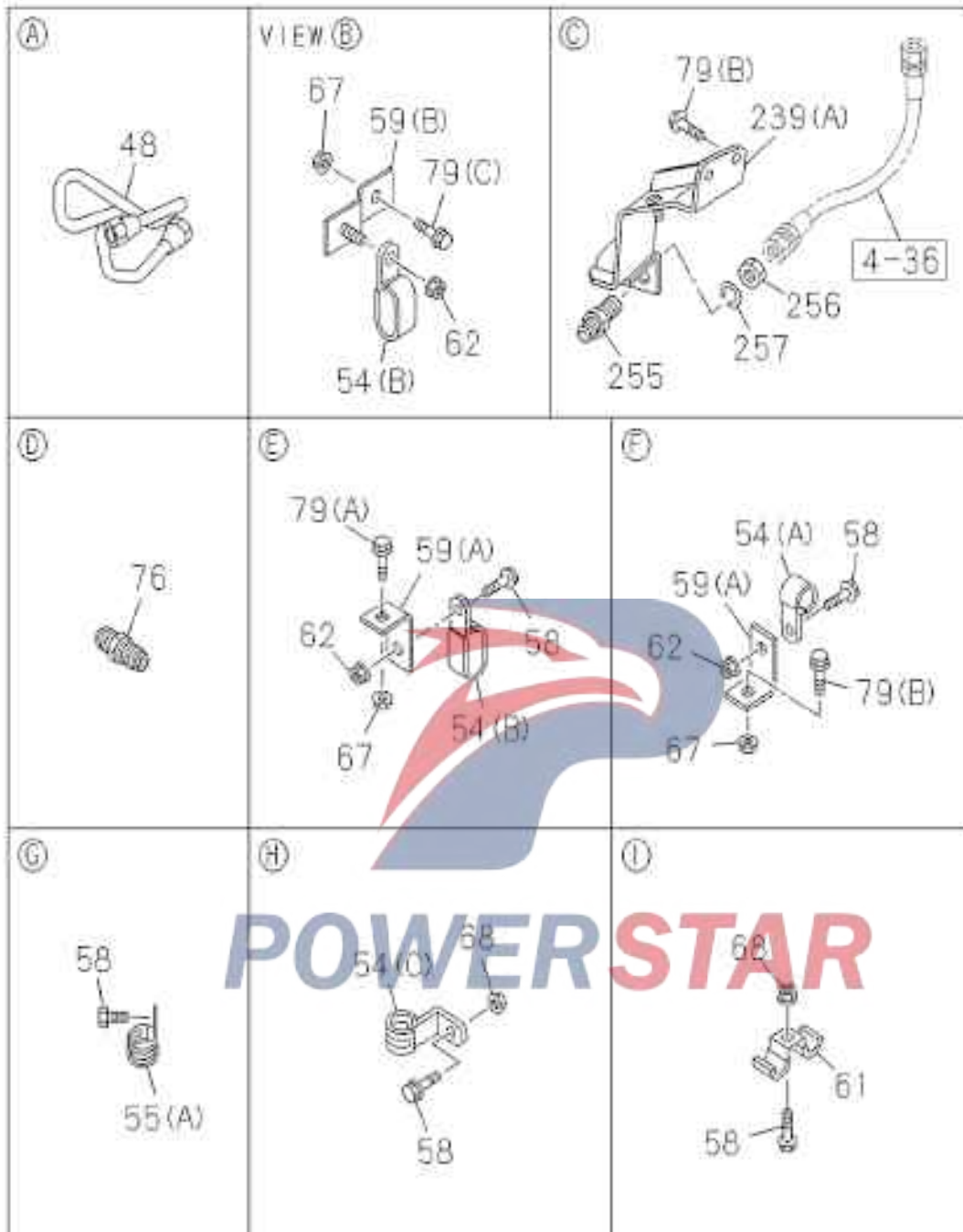
Index No.	Recommended grade/part name						Date of application	I T C					
	Part No.	L	Q t y .	Qingling part No.	Remarks	Model applied							
						EXR 6W 420 height			EXR 6W 460 height	EXR 6U 380 height	EXZ 6U 380 height/reference	EXZ 6W 420 height	EXZ 6W 460 height
A	B	C	D	E	F								
1	Steering gear assembly												
	1-44000-957-2		1	3402110-CYZ14		A	B	C	D	E	F	1704-	
	8-98253-319-1		1	3708100-CEH14		A	B	C	D	E	F	1704-	
2	Steering column assembly												
	8-97426-561-1		1	3404010-D17YZ	Black	A	B	C	D	E	F	1704-	
33	Bolt												
	1-09000-786-0		1	3402051-117/C	M10X50	A	B	C	D	E	F	1704-	
66	Bolt												
	0-2865-0820-0		2	Q1840820	(A) M8X20 reel	A	B	C	D	E	F	1704-	
	0-7218-0518-0		2	3404019-CYZ14	(B) M5X18 Tapping	A	B	C	D	E	F	1704-	
	8-98018-439-0		2	8200384 I -CYZ14	(C) M8X25	A	B	C	D	E	F	1704-	
69	Nut												
	0-9111-0510-0		1	Q341C10	M10	A	B	C	D	E	F	1704-	
70	Nut												
	1-09984-180-0		2	3404018-CYZ14	M6 Reel and rubber	A	B	C	D	E	F	1704-	
71	Spring washer												
	0-9151-0810-0		1	Q40510	Inner diameter=10.2	A	B	C	D	E	F	1704-	
95	Bolt												
	8-98036-497-0		3	3420101-CYZ14	M18X60	A	B	C	D	E	F	1704-	
96	Nut												
	0-9111-0518-0		1	Q341B18	M18	A	B	C	D	E	F	1704-	
97	Washer												
	9-09851-862-0		4	3420103-CYZ14	Inner diameter=18	A	B	C	D	E	F	1704-	
102	Steering lock assembly												
	8-98006-150-0		1	3404030-CYZ14		A	B	C	D	E	F	1704-	
	8-98006-150-0		1	3404030-CYZ14		A	B	C	D	E	F	1704-	
103	Ignition switch												
	TBD		1			A	B	C	D	E	F	1704-	
104	Bolt												
	8-97321-385-0		2	3404039-CYZ14B	M8X20	A	B	C	D	E	F	1704-	
105	Ignition switch screw												
	TBD		2			A	B	C	D	E	F	1704-	
147	Bolt												
	1-09300-107-0		1	3420102-CYZ14	M18X49 L=76	A	B	C	D	E	F	1704-	
203	Nut												
	8-98319-648-0		1			A	B	C	D	E	F	1704-	
231	Gasket												
	8-98319-651-0		1			A	B	C	D	E	F	1704-	
251	Protective cover												
	8-98319-650-0		1			A	B	C	D	E	F	1704-	
291	Washer nut												
	8-94279-043-0		2	6201401-26	D=7.8X7.8 L=18 Natural	A	B	C	D	E	F	1704-	
349	Bolt												
	8-98319-652-0		2			A	B	C	D	E	F	1704-	



4-33		Steering drive mechanism											
Figure No.													
Index No.	Recommended grade/part name										Date of application	I T C	
	Part No.	L R	Q t y .	Qingling part No.	Remarks	Model applied							
						EXR 6W 420 height	EXR 6W 460 height	EXR 6U 380 height	EXZ 6U 380 height/reference	EXZ 6W 420 height			EXZ 6W 460 height
A	B	C	D	E	F								
1	Steering vertical arm 8-97430-813-0		1	3003013-CYZ14B		A	B	C	D	E	F	1704-	
3	Spring washer 1-09500-056-0		1	3003014-117	Inner diameter=36.5	A	B	C	D	E	F	1704-	
4	Nut 1-09440-098-0		1	3003068-CYZ14	M36 reel	A	B	C	D	E	F	1704-	
9	Straight pull rod assembly 8-97430-815-0		1	3003020-CYZ14B		A	B	C	D	E	F	1704-	
	8-97430-815-0		1	3003020-CYZ14B		A	B	C	D	E	F	1704-	
11	Straight pull rod grease nozzle TBD		2			A	B	C	D	E	F	1704-	
13	Straight pull rod dust sleeve TBD		2			A	B	C	D	E	F	1704-	
21	Nut 1-09442-028-0		2	3003073-CYZ14	M24	A	B	C	D	E	F	1704-	
36	Split pin 0-8112-5035-0		2	Q5005035	Outer diameter=4.6 L=35	A	B	C	D	E	F	1704-	

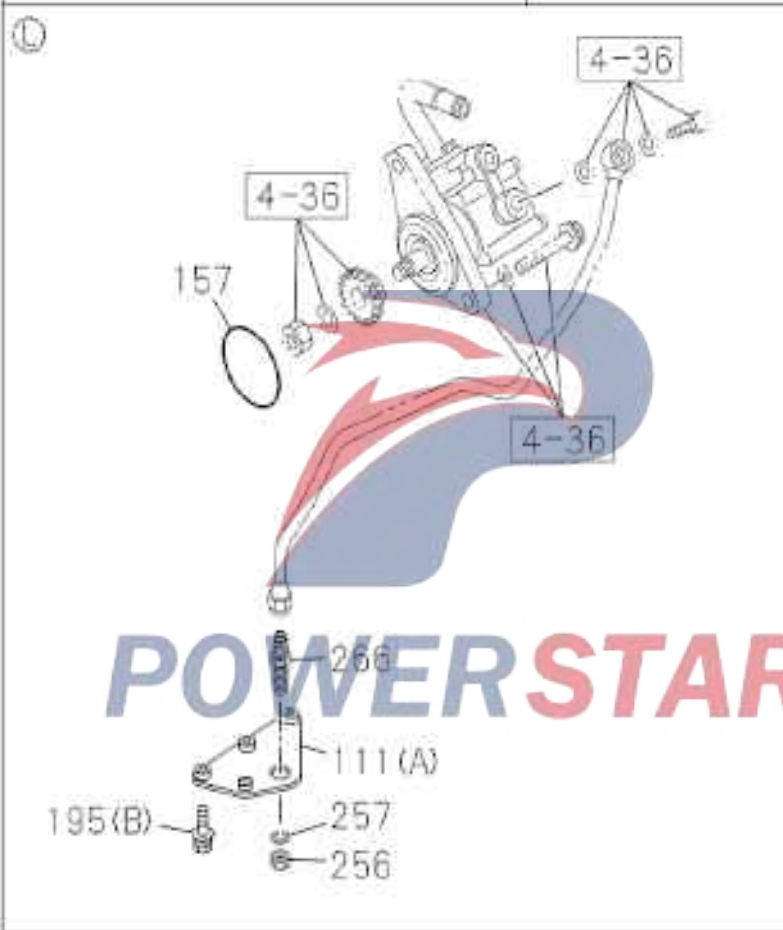
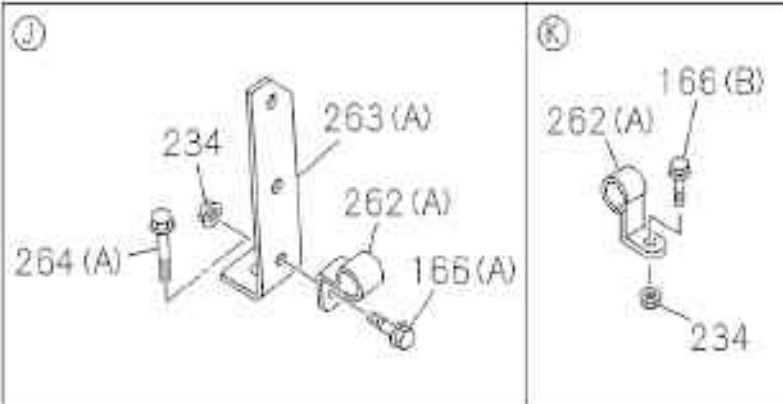


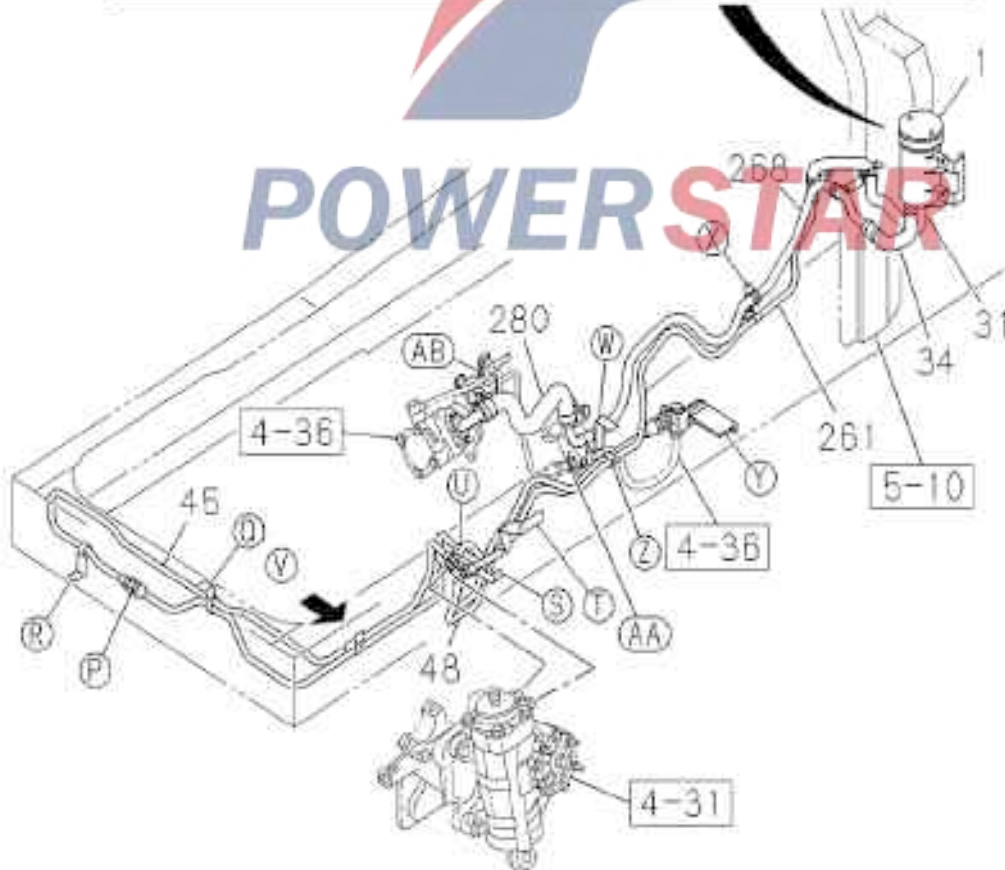
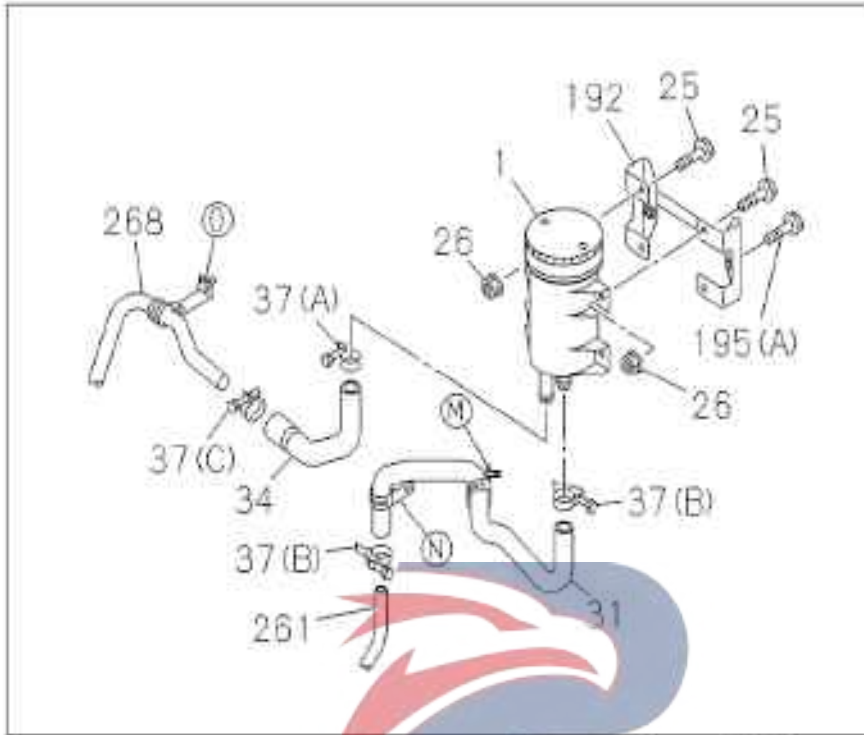


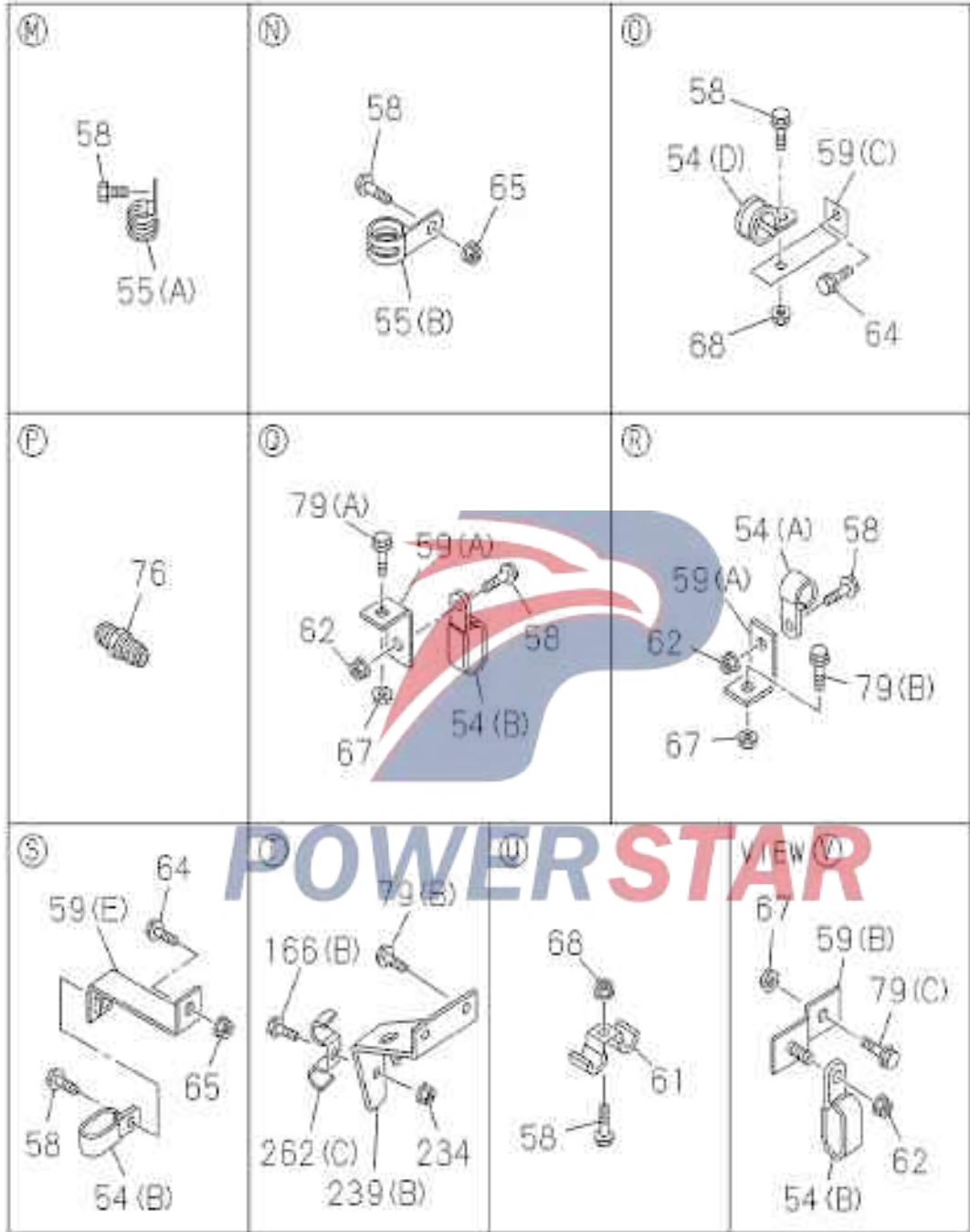


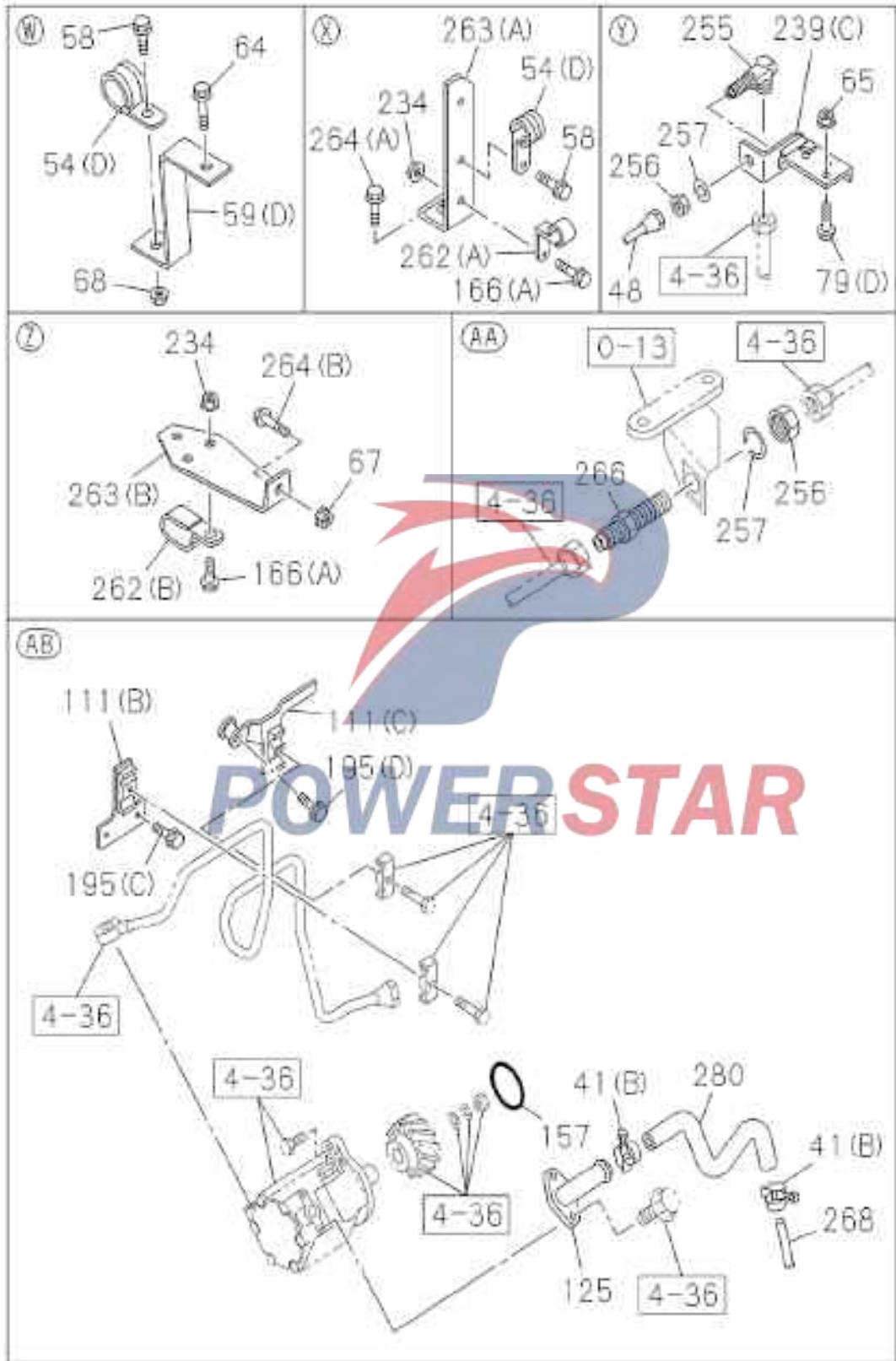
4-35 Chassis-side power steering control

Figure No.









Index No.	Recommended grade/part name						Model applied						Date of application	I T C
	Part No.	L R	Q t y .	Qingling part No.	Remarks	EXR 6W 420 height	EXR 6W 460 height	EXR 6U 380 height	EXZ 6U 380 height/reference	EXZ 6W 420 height	EXZ 6W 460 height			
						A	B	C	D	E	F			
1	Fuel tank assembly-power steering 8-98166-958-0		1	3408010-CYZ14		A	B	C	D	E	F	1704-		
25	Bolt 0-2865-0825-0		4	Q1840825	M8X25 reel	A	B	C	D	E	F	1704-		
26	Nut 0-9118-0108-0		4	Q32008	M8 reel	A	B	C	D	E	F	1704-		
31	Fuel pipe assembly 8-97430-525-0		1	3408035-CYZ14		A	B		D			1704-		
	8-97434-028-0		1	3408035-D17YZ				C		E	F	1704-		
34	Fuel pipe assembly 8-97434-030-0		1	3408039-D17YZ		A	B			E	F	1704-		
	8-97434-031-0		1	3408038-D17YZ				C	D			1704-		
37	Clip 1-09704-085-0		1	3408039-CYZ14	(A) Inner diameter=32	A	B			E	F	1704-		
	1-09704-085-0		2	3408039-CYZ14	(A) Inner diameter=32			C	D			1704-		
	9-09915-041-1		1	3408041-CYZ14	(C) Inner diameter=38	A	B			E	F	1704-		
	9-09915-672-1		2	3408036-CYZ14	(B) Inner diameter=28	A	B	C	D	E	F	1704-		
41	Clip 8-97434-029-0		2	3408039-CYZ14	(A)			C	D			1704-		
	9-09915-041-1		2	3408041-CYZ14	(B) Inner diameter=38	A	B			E	F	1704-		
45	Fuel pipe assembly 8-97434-017-0		1	3408026-D34EZ				C	D			1704-		
	8-97434-018-0		1	3408026-D17YZ		A	B			E	F	1704-		
48	Fuel pipe assembly 8-97434-015-0		1	3408024-D34EZ				C	D			1704-		
	8-97434-016-0		1	3408024-D17YZ		A	B			E	F	1704-		
54	Clip 0-9523-5535-0		1	8101326-117/C	(A) I.D.=16 L=20	A	B	C	D	E	F	1704-		
	0-9532-5535-0		2	3408027-CYZ14	(B) Inner diameter=16X2 L=20			C	D			1704-		
	0-9532-5535-0		3	3408027-CYZ14	(B) Inner diameter=16X2 L=20	A	B			E	F	1704-		
	1-09700-109-1		2	3408043-CYZ14	(C) Inner diameter=19 L=24 H=21				D			1704-		
	1-09700-991-1		2	3703245-117/C	(C) Inner diameter=21 H=40 L=30			C				1704-		
	1-09701-006-0		3	3206062-CYZ14	(D) I.D.=26 L=27	A	B			E	F	1704-		

4-35		Chassis-side power steering control																			
Figure No.																					
Index No.	Recommended grade/part name										Date of appli	I T C									
	Part No.	L R	Q t y .	Qingling part No.	Remarks	Model applied															
						EXR 6W 420 height	EXR 6W 460 height	EXR 6U 380 height	EXZ 6U 380 height/refer	EXZ 6W 420 height			EXZ 6W 460 height								
A	B	C	D	E	F																
55	Clip																				
	1-09700-995-1		1	3206427-CYZ14	(B) I.D.=28 L=40			C		E	F	1704-									
	1-09701-107-1		1	3408037-CYZ14	(A) I.D.=28 L=32	A	B	C	D	E	F	1704-									
58	Bolt																				
	0-2865-0820-0		1	Q1840820	M8X20 reel	A	B	C	D	E	F	1704-									
	0-2865-0820-0		2	Q1840820	M8X20 reel	A	B	C	D			1704-									
	0-2865-0820-0		3	Q1840820	M8X20 reel					E	F	1704-									
	0-2865-0820-0		1	Q1840820	M8X20 reel	A	B		D			1704-									
	0-2865-0820-0		2	Q1840820	M8X20 reel			C		E	F	1704-									
	0-2865-0820-0		2	Q1840820	M8X20 reel	A	B	C	D			1704-									
	0-2865-0820-0		3	Q1840820	M8X20 reel					E	F	1704-									
59	Support																				
	1-47475-530-0		1	3724135-CYZ14	(C) L=90 B=25			C		E	F	1704-									
	1-47478-410-0		2	3408028-CYZ14	(A) L=40	A	B	C	D	E	F	1704-									
	1-47478-410-0		1	3408028-CYZ14	(A) L=40	A	B		D			1704-									
	8-97430-506-0		1	3408034-CYZ14	(E)	A	B			E	F	1704-									
	8-97430-507-0		1	3408029-CYZ14	(B)	A	B	C	D	E	F	1704-									
	8-97434-044-0		1	3408123-D17YZ	(D)	A	B			E	F	1704-									
61	Clip																				
	1-09700-674-0		1	3408025-CYZ14	Inner diameter=16 & 16 L=21.5 & 21.5	A	B	C	D	E	F	1704-									
62	Nut																				
	0-9118-0108-0		3	Q32008	M8 reel	A	B	C	D	E	F	1704-									
64	Bolt																				
	0-2865-0820-0		1	Q1840820	M8X20 reel	A	B	C	D	E	F	1704-									
	0-2865-0835-0		1	Q1840835	M8X35 reel					E	F	1704-									
65	Nut																				
	0-9118-0108-0		2	Q32008	M8 reel					E	F	1704-									
	0-9118-0108-0		1	Q32008	M8 reel			C		E	F	1704-									
67	Nut																				
	0-9118-0108-0		3	Q32008	M8 reel	A	B	C	D			1704-									
	0-9118-0108-0		4	Q32008	M8 reel					E	F	1704-									
	0-9118-0108-0		1	Q32008	M8 reel					E	F	1704-									
68	Nut																				
	0-9118-0108-0		1	Q32008	M8 reel	A	B	C	D	E	F	1704-									
	0-9118-0108-0		1	Q32008	M8 reel	A	B		D			1704-									
	0-9118-0108-0		2	Q32008	M8 reel			C		E	F	1704-									
76	Connector																				
	0-9212-3015-0		1	3408031-CYZ14	M22 L=51	A	B	C	D	E	F	1704-									

Index No.	Recommended grade/part name				Model applied						Date of appli	I T C		
	Part No.	L R	Q t y .	Qingling part No.	Remarks	EXR 6W 420 height	EXR 6W 460 height	EXR 6U 380 height	EXZ 6U 380 height/reference	EXZ 6W 420 height			EXZ 6W 460 height	
						A	B	C	D	E			F	
79	--- Bolt													
	0-2865-0820-0		1	Q1840820	(A) M8X20 reel	A	B	C	D	E	F	1704-		
	0-2865-0825-0		2	Q1840825	(B) M8X25 reel	A	B	C	D			1704-		
	0-2865-0825-0		1	Q1840825	(B) M8X25 reel	A	B	C	D	E	F	1704-		
	0-2865-0830-0		1	Q1840830	(C) M8X30 reel	A	B	C	D			1704-		
	0-2865-0830-0		2	Q1840830	(C) M8X30 reel					E	F	1704-		
	0-2865-0835-0		2	Q1840835	(D) M8X35 reel					E	F	1704-		
111	--- Support													
	1-13345-186-0		1		(B)					E	F	1704-		
	1-13345-187-0		1		(C)					E	F	1704-		
	8-97431-861-0		1	3708206-CYZ14	(A)	A	B	C	D			1704-		
125	--- Fuel pipe assembly													
	1-13313-532-0		1							E	F	1704-		
157	--- Seal ring													
	1-09623-143-0		1		Inner diameter=77	A	B	C	D			1704-		
	1-09623-421-0		1		Inner diameter=79.6					E	F	1704-		
166	--- Bolt													
	0-2865-0820-0		1	Q1840820	(A) M8X20 reel	A	B	C	D			1704-		
	0-2865-0820-0		2	Q1840820	(A) M8X20 reel					E	F	1704-		
	0-2865-0825-0		1	Q1840825	(B) M8X25 reel					E	F	1704-		
	0-2865-0825-0		2	Q1840825	(B) M8X25 reel	A	B	C	D			1704-		
192	--- Support-steering oil tank													
	8-97430-212-0		1	3408051-CYZ14		A	B	C	D	E	F	1704-		
195	--- Bolt													
	0-2805-0812-0		2	Q1840812	(C) M8X12 reel					E	F	1704-		
	0-2815-1035-0		1		(D) M10X35 reel					E	F	1704-		
	0-2865-0825-0		2	Q1840825	(A) M8X25 reel	A	B	C	D	E	F	1704-		
	0-5064-0835-0		3		(B) M8X35	A	B	C	D			1704-		
232	--- Nut													
	0-9118-0108-0		1	Q32008	M8 reel	A	B		D			1704-		
234	--- Nut													
	0-9118-0108-0		3	Q32008	M8 reel	A	B	C	D	E	F	1704-		

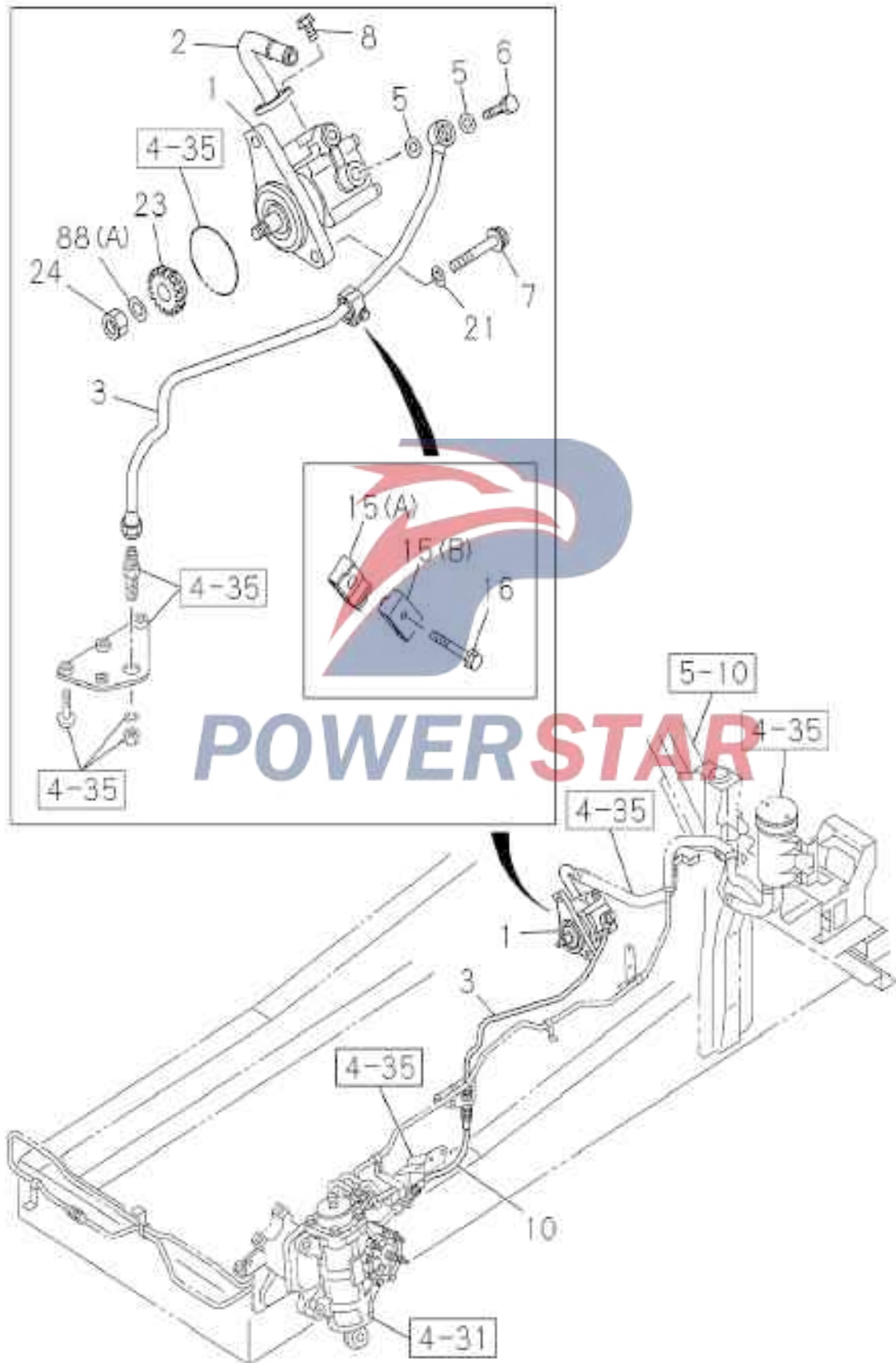
Index No.	Recommended grade/part name					Model applied						Date of appli	I T C	
	Part No.	L R	Q t y .	Qingling part No.	Remarks	EXR 6W 420 height	EXR 6W 460 height	EXR 6U 380 height	EXZ 6U 380 height/reference	EXZ 6W 420 height	EXZ 6W 460 height			
						A	B	C	D	E	F			
239	Support													
	1-47471-146-0		1	3408022-D17YZ	(B)	A	B			E	F	1704-		
	8-97434-043-0		1	3408022-D34EZ	(A)			C	D			1704-		
	8-98144-458-1		1	3408122-D17YZ	(C)	A	B			E	F	1704-		
255	Connector													
	1-09650-375-1		1	3408033-D17YZ	M22 & M22 elbow	A	B			E	F	1704-		
	1-09654-204-2		1	3408023-CYZ14	M22 & M22 Straight			C	D			1704-		
256	Nut													
	0-9111-1522-0		1	Q341B22T12	M22	A	B	C	D	E	F	1704-		
	0-9111-1522-0		1	Q341B22T12	M22	A	B	C	D			1704-		
	0-9111-1522-0		1	Q341B22T12	M22					E	F	1704-		
257	Spring washer													
	0-9151-0522-0		1	Q40322	Inner diameter=22.5	A	B	C	D	E	F	1704-		
	0-9151-0522-0		1	Q40322	Inner diameter=22.5	A	B	C	D			1704-		
	0-9151-0522-0		1	Q40322	Inner diameter=22.5					E	F	1704-		
261	Fuel pipe assembly													
	8-97434-019-0		1	3408032-D34EZ					D			1704-		
	8-97434-020-0		1	3408032-D15EH				C				1704-		
	8-97434-021-0		1	3408032-D17YZ		A	B			E	F	1704-		
262	Clip													
	0-9532-5535-0		1	3408027-CYZ14	(B) Inner diameter=16X2 L=20	A	B			E	F	1704-		
	1-09700-606-0		1	8100665-CYZ14	(A) Inner diameter=15 H=24 L=20					E	F	1704-		
	1-09700-606-0		3	8100665-CYZ14	(A) Inner diameter=15 H=24 L=20	A	B	C	D			1704-		
	1-09700-674-0		1	3408025-CYZ14	(C) Inner diameter=16 & 16 L=21.5 & 21.5	A	B			E	F	1704-		
263	Support													
	1-47471-191-1		1	3408033-CYZ14	(A)	A	B	C	D	E	F	1704-		
	1-47479-779-0		1	3703136-CYZ14	(B)	A	B			E	F	1704-		
264	Bolt													
	0-2865-0835-0		1	Q1840835	(B) M8X35 reel					E	F	1704-		
	0-2865-0840-0		1	Q1840840	(A) M8X40 reel	A	B	C	D	E	F	1704-		
266	Connector--power steering pipe													
	1-09654-167-1		1		20 & M22 straight	A	B	C	D			1704-		
	1-09654-167-1		1		20 & M22 straight					E	F	1704-		
268	Fuel pipe assembly													
	8-97434-022-0		1	3408042-D15YR		A	B		D			1704-		
	8-97434-023-0		1	3408043-D34EH				C				1704-		
	8-97434-024-0		1	3408042-D17YZ		A	B			E	F	1704-		

4-35		Chassis-side power steering control												
Figure No.														
Index No.	Recommended grade/part name													
	Part No.	L R	Q t y .	Qingling part No.	Remarks	Model applied						Date of application	I T C	
						EXR 6W 420 height	EXR 6W 460 height	EXR 6U 380 height	EXZ 6U 380 height/reference	EXZ 6W 420 height	EXZ 6W 460 height			
A	B	C	D	E	F									
280	---	Rubber hose												
		1-21117-831-0	1	3408044-D17YZ		A	B			E	F	1704-		
		8-97430-524-0	1	3408044-CYZ14					D			1704-		
		8-97432-409-0	1	3408044-D15EH				C				1704-		



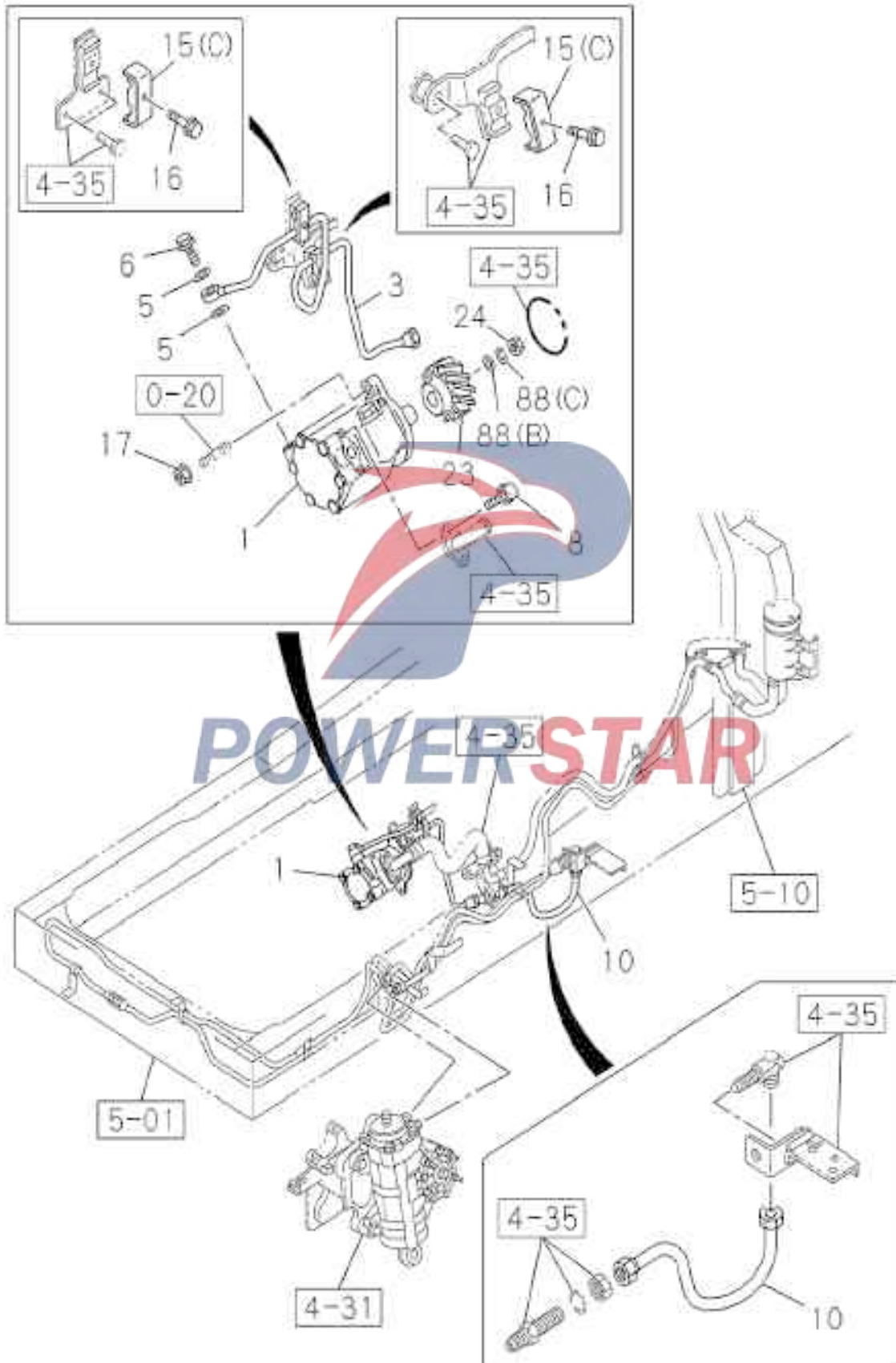
4-36 Engine-side power steering control

Figure No.



4-36 Engine-side power steering control

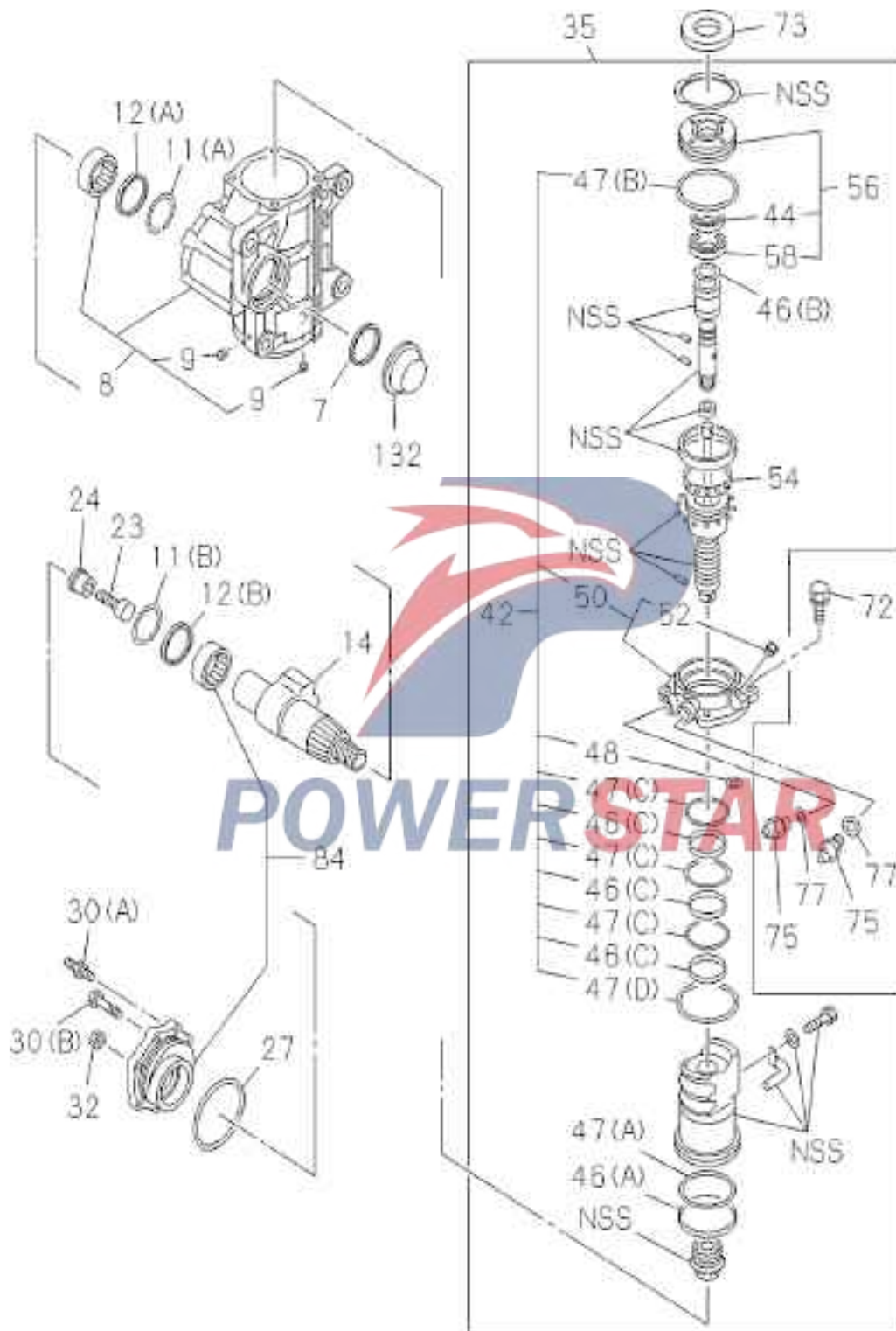
Figure No.



4-36		Engine-side power steering control																			
Figure No.																					
Index No.	Recommended grade/part name										Date of application	I T C									
	Part No.	L	Q t y .	Qingling part No.	Remarks	Model applied															
						EXR 6W 420 height	EXR 6W 460 height	EXR 6U 380 height	EXZ 6U 380 height/reference	EXZ 6W 420 height			EXZ 6W 460 height								
A						B	C	D	E	F											
1	Power steering pump assembly																				
	1-19500-561-3		1	3708100-D17YZ		A	B				E	F	1704-								
	8-97431-991-0		1	3708100-CYZ14B				C	D				1704-								
2	Fuel pipe assembly																				
	8-97431-862-0		1	3708210-CYZ14		A	B	C	D				1704-								
3	Fuel pipe assembly																				
	8-97431-860-0		1	3708204-CYZ14		A	B	C	D				1704-								
	8-97431-965-0		1	3708204-D17YZ	Left rear secondary brake shoe(rear axle)						E	F	1704-								
5	Gasket--hollow bolt				Left front secondary brake shoe (middle axle)																
	1-09630-087-0		2		Right leading shoe(rear axle)	A	B	C	D				1704-								
	1-09630-087-0		2		Inner diameter=18.2 Outer diameter=24.4						E	F	1704-								
6	Hollow bolt				Left leading shoe(rear axle)																
	1-09675-058-0		1		M18X33	A	B	C	D				1704-								
	1-09675-058-0		1		M18X33						E	F	1704-								
7	Bolt--power steering pump																				
	1-09070-058-0		2		M12X75	A	B	C	D				1704-								
8	Bolt																				
	0-28050-816-0		2	Q1840816	M8X16 reel	A	B	C	D				1704-								
	0-28050-816-0		2	Q1840816	M8X16 reel						E	F	1704-								
10	Power steering hose																				
	1-09365-177-0		1		L=470	A	B				E	F	1704-								
	1-09365-226-0		1	3408021-CYZ14	L=380			C	D				1704-								
15	Pipe clamp																				
	1-09701-195-3		2		(C) Inner diameter=7 & 7 L=28	A	B				E	F	1704-								
	8-98060-970-0		1		(A) T=16 intermediate axle 's rear brake shoe			C	D				1704-								
	8-98060-971-0		1		T=16 intermediate axle 's rear brake shoe I.D.=8 L=14			C	D				1704-								
16	Bolt																				
	0-28650-635-0		2		M6X35 reel						E	F	1704-								
	0-28650-640-0		1		M6X40 reel	A	B	C	D				1704-								
17	Nut																				
	0-91180-110-0		2	Q32010(P=1.25)	M10 reel						E	F	1704-								
21	Washer																				
	0-91610-512-0		2	Q40012	Inner diameter=12.5 Outer diameter=22	A	B	C	D				1704-								
23	Gear--power steering pump																				
	8-97430-609-1		1	3708221-CYZ14		A	B	C	D				1704-								
	8-97431-898-0		1	3708221-D17YZ							E	F	1704-								
24	Nut																				
	9-19519-112-0		1		M16	A	B	C	D				1704-								
	9-19519-112-0		1		M16						E	F	1704-								

4-36		Engine-side power steering control													
Figure No.															
Index No.	Recommended grade/part name										Date of application	I T C			
	Part No.	L R	Q t y .	Qingling part No.	Remarks	Model applied									
						EXR 6W 420 height	EXR 6W 460 height	EXR 6U 380 height	EXZ 6U 380 height/reference	EXZ 6W 420 height			EXZ 6W 460 height		
A	B		D	E	F										
88	Washer														
	1-19519-293-0		1		(B)					E	F	1704-			
	9-09150-016-0		1		(C)					E	F	1704-			
	9-09851-672-2		1		(A)	A	B	C	D			1704-			
					Inner diameter=16.2										





Index No.	Recommended grade/part name		Assembly part No.	
	Part No. (date of application/ITC)	Qty.		
			1	4
7	Steering gear sector shaft seal TBD	1	A	
8	Steering gear box bolts TBD	1	A	
9	Steering gear filter plug TBD	2	A	
11	Steering gear support ring TBD	1	A	(A)
	TBD	1	A	(B)
12	Steering gear shaft shims TBD	1	A	(A)
	TBD	1	A	(B)
14	Steering gear sector shaft TBD	1	A	
23	Steering gear sector gear shaft adjusting screw TBD	1	A	
24	Steering gear retainer TBD	1	A	
27	Steering gear side cover gasket TBD	1	A	
30	Cover steering gear bolt TBD	3	A	(A)
	TBD	5	A	(B)
32	Steering gear adjuster screw and nut TBD	1	A	
35	Steering gear housing and screw assembly TBD	1	A	
42	Steering gear housing and seal assembly TBD	1	A	
44	Steering gear shaft seal TBD	1	A	
46	Steering gear housing seal ring TBD	1	A	(A)
	TBD	3	A	(C)
	TBD	1	A	(B)
47	Starter housing gasket TBD	1	A	(A)
	TBD	3	A	(C)
	TBD	1	A	(B)
	TBD	1	A	(D)
48	Starter housing gasket TBD	1	A	
50	Steering gear valve housing assembly TBD	1	A	

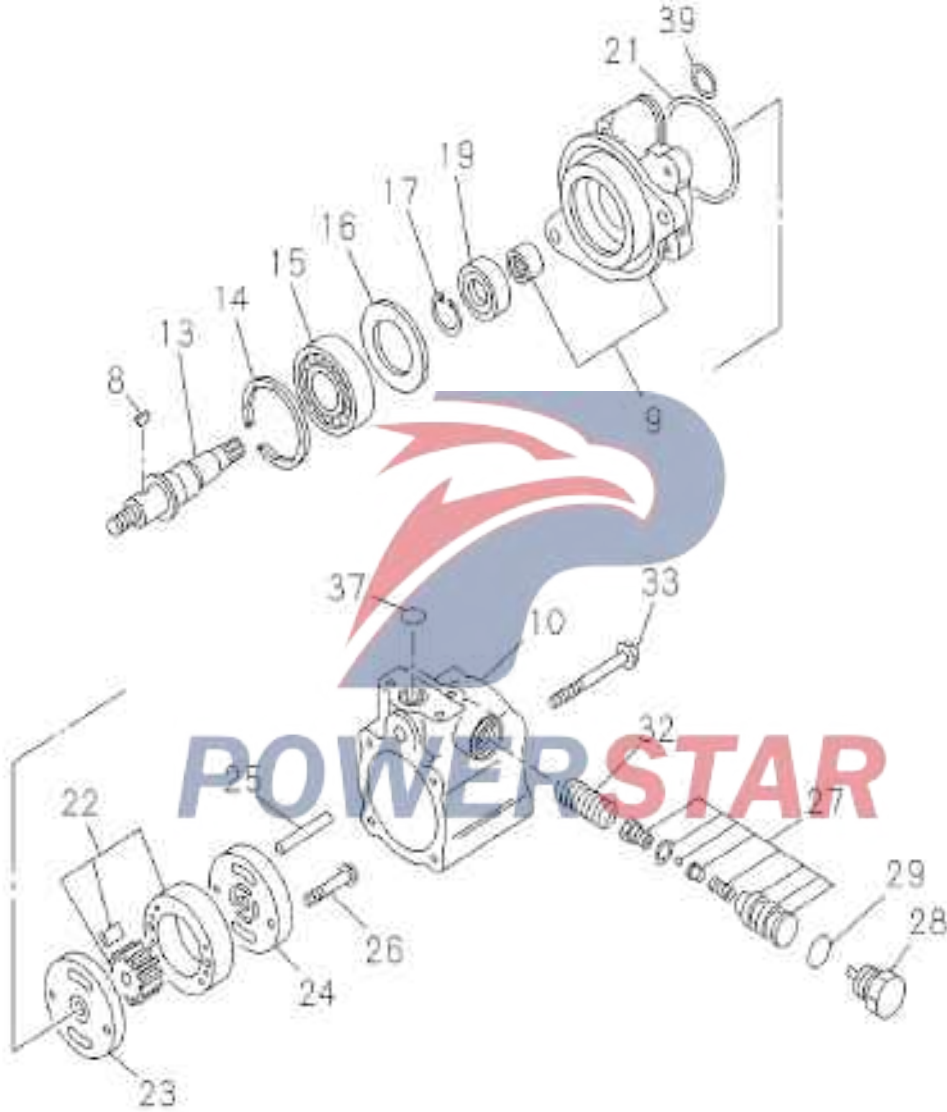


POWERSTAR

Index No.	Recommended grade/part name		Assembly part No.	
	Part No. (date of application/ITC)	Qty.		
			1	4
52	Steering gear housing plug TBD	1	A	
54	Steering gear bearing shell TBD	1	A	
56	Steering gear plug and seal assem TBD	1	A	
58	Steering gear housing bearing TBD	1	A	
72	Steering gear housing bolt TBD	4	A	
73	Steering gear dust cover TBD	1	A	
75	Steering gear housing connector TBD	2	A	
77	Steering gear connector gasket TBD	2	A	
84	Steering gear cover assem TBD	1	A	
132	Steering gear dust cover TBD	1	A	



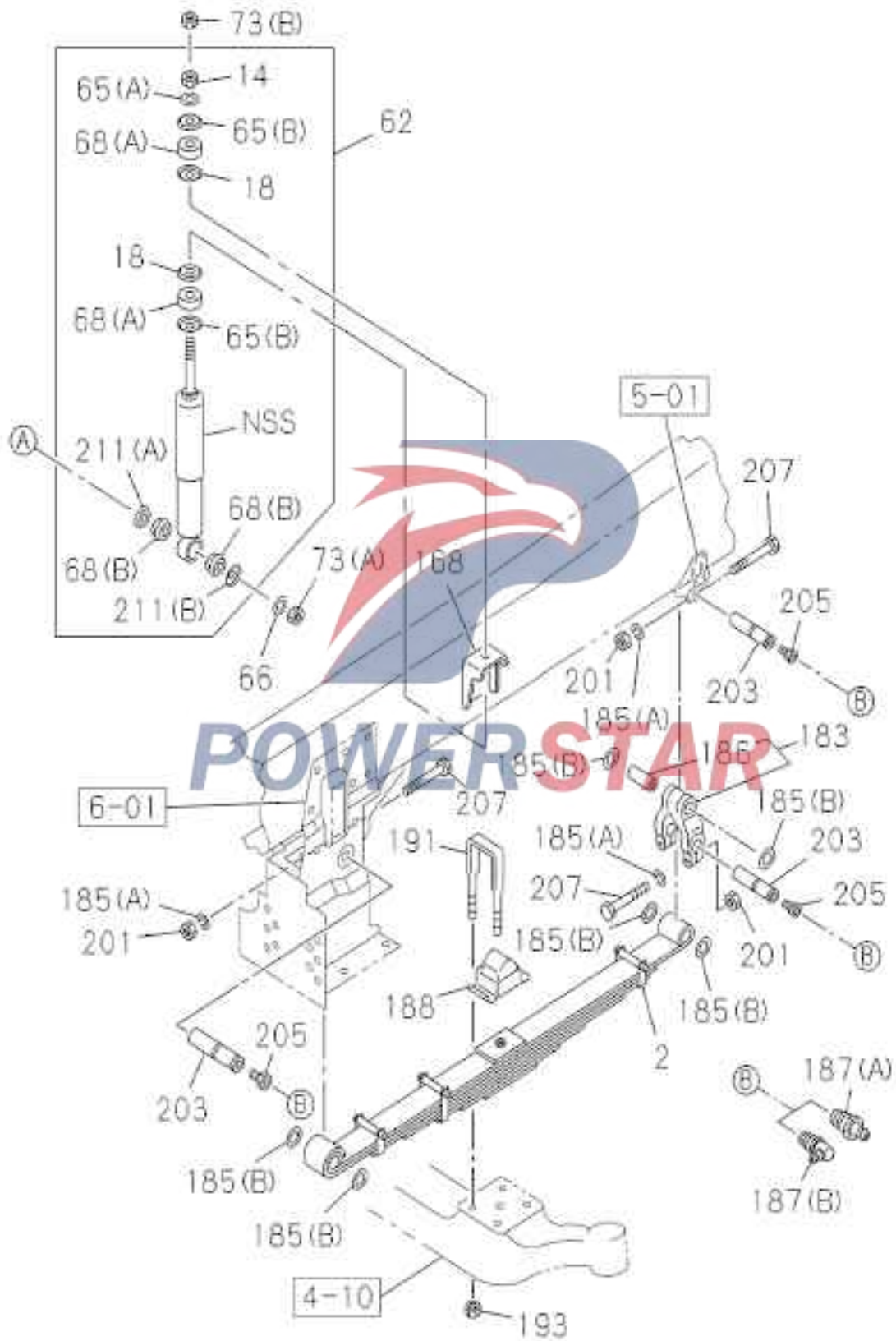
POWERSTAR



Index No.	Recommended grade/part name		Assembly part No.	
	Part No. (date of application/ITC)	Qty.		
			1	
8 ---	Oil pump shaft key 9-19519-036-0	1	A	
9 ---	Front oil pump body assembly 1-19511-168-0	1	A	
10 ---	Rear oil pump body assembly 1-19511-171-0	1	A	
13 ---	Retainer shaft kit 1-19521-018-0	1	A	
14 ---	Oil pump snap ring 1-19519-135-0	1	A	
15 ---	Oil pump ball bearing 1-19515-004-0	1	A	
16 ---	Oil pump snap ring 9-19519-078-0	1	A	
17 ---	Retaining ring 1-19519-177-0	1	A	
19 ---	Oil pump seal 1-19519-252-0	1	A	
21 ---	Gasket between front cover plate and body 1-19519-314-0	1	A	
22 ---	Oil pump filter drum assembly 1-19519-311-0	1	A	
23 ---	Oil pump side liner 1-19519-234-0	1	A	
24 ---	Thrust plate assembly 1-19519-312-0	1	A	
25 ---	Power output housing pin 9-88510-421-0	2	A	
26 ---	Panel screws 1-19519-142-0	2	A	
27 ---	Oil pump valve assembly 1-19519-347-0	1	A	
28 ---	Pump drain plug 1-19519-351-0	1	A	
29 ---	Gasket between plug and valve 9-88510-248-0	1	A	
32 ---	Oil pump spring 9-19529-013-0	1	A	
33 ---	Cover bolt 1-19519-245-0	4	A	
37 ---	Oil pump pipe connection gasket 1-19519-292-0	1	A	
39 ---	Oil pump gasket 1-19519-313-0	1	A	

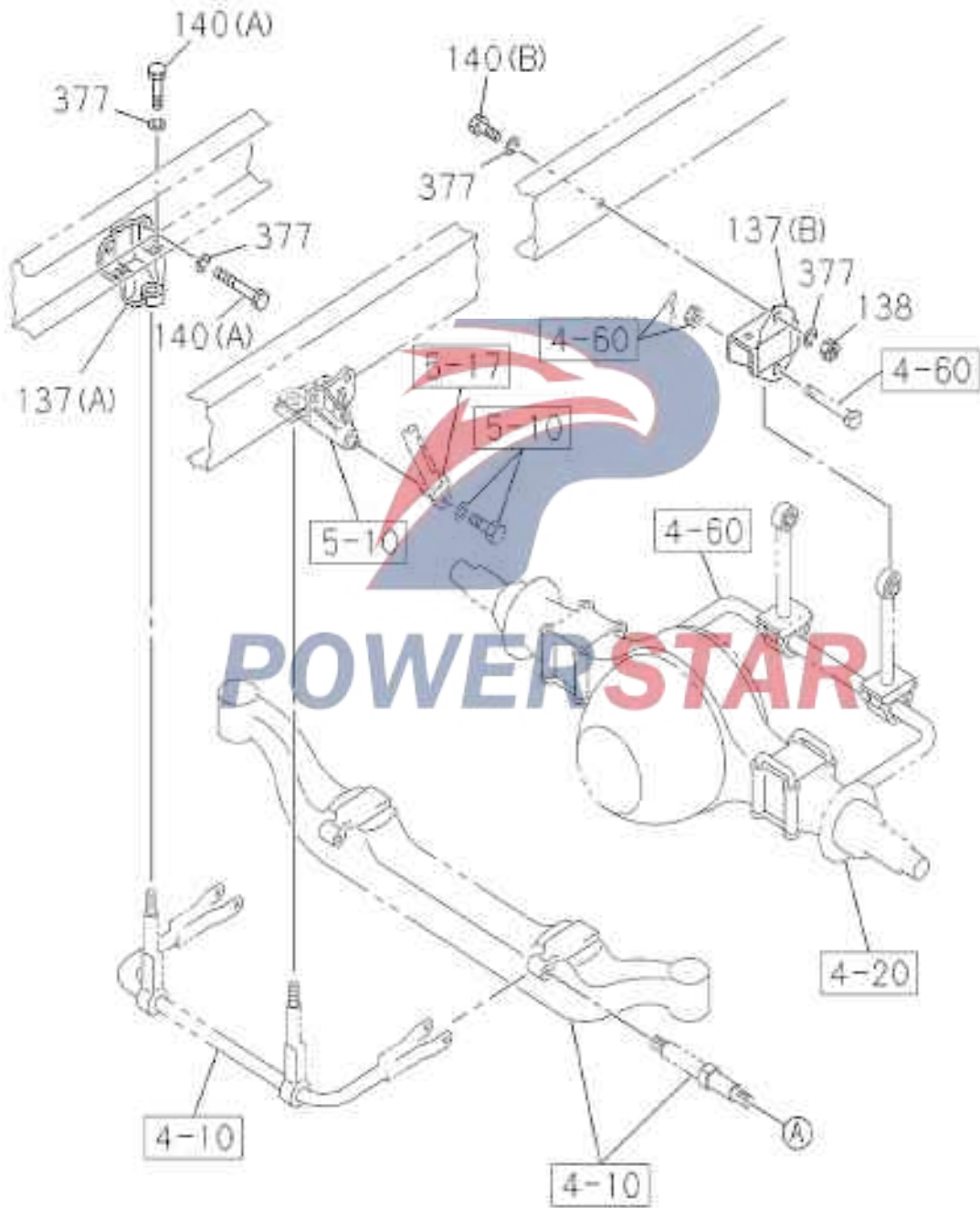


POWERSTAR



4-50 Front suspension-EXR

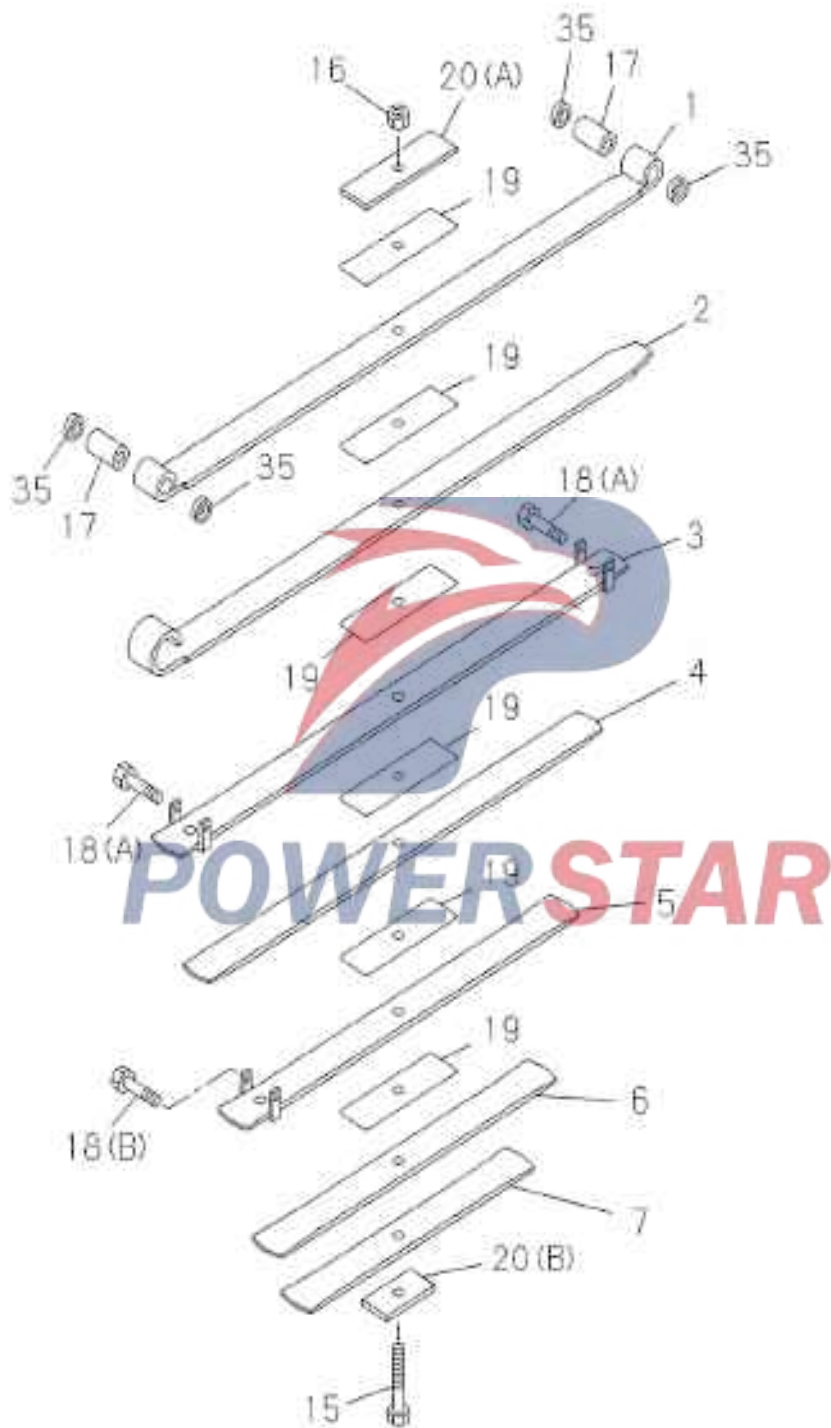
Figure No.



4-50		Front suspension												
Figure No.														
Index No.	Recommended grade/part name										Date of application	I T C		
	Part No.	L R	Q t y .	Qingling part No.	Remarks	Model applied								
						EXR 6W 420 height	EXR 6W 460 height	EXR 6U 380 height	EXZ 6U 380 height/reference	EXZ 6W 420 height			EXZ 6W 460 height	
A	B	C	D	E	F									
2	Front leaf spring assembly		2				A	B	C	D	E	F	1704-	
	8-97431-346-0		2				A	B	C	D	E	F	1704-	
14	Nut		2		M14		A	B	C	D	E	F	1704-	
	9-9911-1414-0		2		M14		A	B	C	D	E	F	1704-	
18	Washer		4		Inner diameter=24		A	B	C	D	E	F	1704-	
	1-51631-067-0		4		Inner diameter=24		A	B	C	D	E	F	1704-	
62	Damper assembly		2	2902220-D17YZ	Left rear secondary brake shoe(rear axle)		A	B	C	D	E	F	1704-	
	1-51630-836-0		2	2902220-D17YZ	Left rear secondary brake shoe(rear axle)		A	B	C	D	E	F	1704-	
65	Washer		2		Left front secondary brake shoe (middle axle)		A	B	C	D	E	F	1704-	
	1-09503-266-0		2		Right leading shoe(rear axle)		A	B	C	D	E	F	1704-	
					Inner diameter=16.5		A	B	C	D	E	F	1704-	
	1-51631-068-0		4		Left leading shoe(rear axle)		A	B	C	D	E	F	1704-	
					Inner diameter=16.5		A	B	C	D	E	F	1704-	
66	Spring washer		2	Q40020	Inner diameter=21		A	B	C	D	E	F	1704-	
	0-9161-0520-0		2	Q40020	Inner diameter=21		A	B	C	D	E	F	1704-	
68	Bushing		4		(A)		A	B	C	D	E	F	1704-	
	1-51631-069-0		4		Inner diameter=16 T=25		A	B	C	D	E	F	1704-	
	9-51631-026-0		4		(B)		A	B	C	D	E	F	1704-	
73	Nut		2	3501811-15	(A)		A	B	C	D	E	F	1704-	
	0-9111-0520-0		2	3501811-15	M20		A	B	C	D	E	F	1704-	
	0-9111-1514-0		2		(B)		A	B	C	D	E	F	1704-	
					M14		A	B	C	D	E	F	1704-	
137	Support-stabilizer bar		2	2801116-CYR14	(B)		A	B	C				1704-	
	1-51781-074-0		2	2801116-CYR14	(B)		A	B	C				1704-	
	1-51781-112-0		1	2801250-CYR14	T=16 intermediate axle 's rear brake shoe		A	B	C				1704-	
	1-51781-112-0		1	2801250-CYR14	T=16 intermediate axle 's rear brake shoe						E	F	1704-	
138	Nut		6	Q341B14	M14		A	B	C				1704-	
	0-9111-0514-0		6	Q341B14	M14		A	B	C				1704-	
140	Bolt		6	Q151B1440TF2	(B)		A	B	C				1704-	
	0-2095-1440-0		6	Q151B1440TF2	M14X40		A	B	C				1704-	
	0-2095-1450-0		4	Q151B1450TF2	(A)		A	B	C				1704-	
					M14X50		A	B	C				1704-	
	0-2095-1450-0		4	Q151B1450TF2	(A)						E	F	1704-	
					M14X50						E	F	1704-	
168	Support	R	1	2801620-CYZ14			A	B	C				1704-	
	8-97431-348-0	R	1	2801620-CYZ14							E	F	1704-	
	8-97431-348-0	R	1	2801620-CYZ14							E	F	1704-	
	8-97431-362-0	L	1	2801630-CYZ14			A	B	C				1704-	
	8-97431-362-0	L	1	2801630-CYZ14							E	F	1704-	
183	Lug assembly		2	2902130-117			A	B	C	D	E	F	1704-	
	1-51162-029-5		2	2902130-117			A	B	C	D	E	F	1704-	

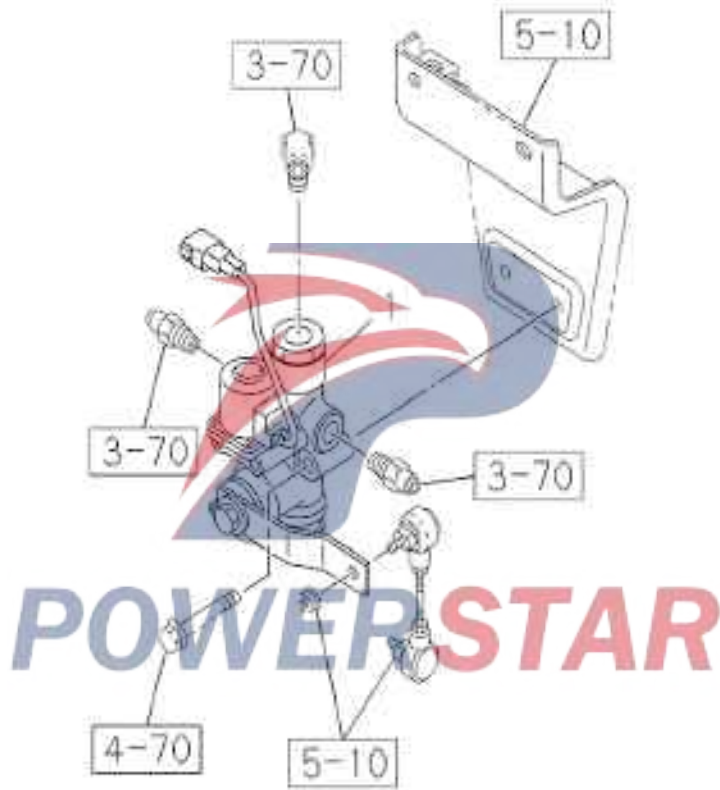
Figure No.

Index No.	Recommended grade/part name						Model applied						Date of application	I T C
	Part No.	L R	Q t y .	Qingling part No.	Remarks	EXR 6W 420 height	EXR 6W 460 height	EXR 6U 380 height	EXZ 6U 380 height/reference	EXZ 6W 420 height	EXZ 6W 460 height			
						C	D	E	F					
185	--- Spring washer 0-9151-0612-0		10	Q40512	(A) Inner diameter=12.2	A	B	C	D	E	F	1704-		
	1-51169-018-0		12	2902123-CYZ14	(B) Inner diameter=32.4	A	B	C	D	E	F	1704-		
186	--- Bushing 8-98081-829-0		1	2902132-117	Outer diameter=38	A	B	C	D	E	F	1704-		
187	--- Grease nozzle 0-9030-1410-0		2	Q700B01	(A) PT1/8 straight	A	B	C	D	E	F	1704-		
	0-9030-1610-0		4	Q701B90	(B) PT1/8 Elbow	A	B	C	D	E	F	1704-		
188	--- Pressure plate-U-shaped bolt 1-51172-125-1		2	2902126-CYZ14		A	B	C	D	E	F	1704-		
191	--- U-Bolt 1-51171-118-0		4	2902128-CYZ14		A	B	C	D	E	F	1704-		
193	--- Nut-U-shaped bolt 8-98179-318-0		8	2902131-CYZ14	M22	A	B	C	D	E	F	1704-		
201	--- Nut 0-9111-0512-0		10	Q341B12	M12	A	B	C	D	E	F	1704-		
203	--- Spring pin 1-51161-031-0		6	2902121-117		A	B	C	D	E	F	1704-		
205	--- Grease nozzle seat 9-43165-001-0		6	2902122-CYZ14		A	B	C	D	E	F	1704-		
207	--- Bolt 0-1085-6280-0		10	Q151B1280	M12X80	A	B	C	D	E	F	1704-		
211	--- Washer 9-51631-027-0		2		(A) Inner diameter=27	A	B	C	D	E	F	1704-		
	9-51631-028-0		2		(B) Inner diameter=21	A	B	C	D	E	F	1704-		
377	--- Washer 8-98010-627-1		4	2801104-113	Inner diameter=15	A	B	C				1704-		
	8-98010-627-1		12	2801104-113	Inner diameter=15	A	B	C				1704-		



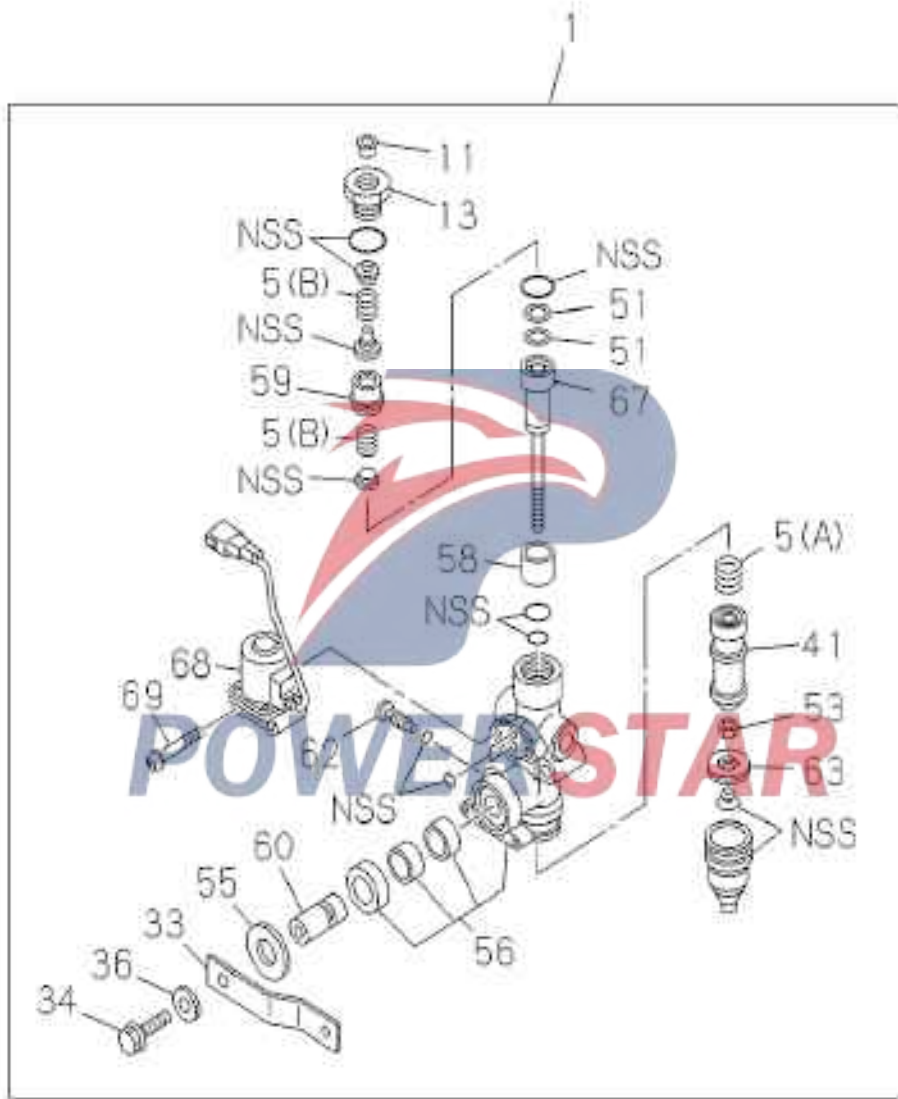
Index No.	Recommended grade/part name			Assembly part No.
	Part No. (date of application/ITC)	Qty.		
			8	
			9	
			7	
			4	
			3	
			1	
			3	
			4	
			6	
			0	
1 ---	1st front leaf spring			
	TBD	1	A	
2 ---	2nd front leaf spring			
	TBD	1	A	
3 ---	3rd front leaf spring			
	TBD	1	A	
4 ---	4th front leaf spring			
	TBD	1	A	
5 ---	5th front leaf spring			
	TBD	1	A	
6 ---	6th front leaf spring			
	TBD	1	A	
7 ---	7th front leaf spring			
	TBD	1	A	
15 ---	Front leaf spring center bolt			
	TBD	1	A	L=165
16 ---	Leaf spring center bolt nut			
	TBD	1	A	M16
17 ---	Front leaf spring lining			
	TBD	2	A	Inner diameter=42
18 ---	Leaf spring clamp bolt			
	TBD	1	A	(B) M10X99
	TBD	2	A	(A) M10X103
19 ---	Front leaf spring spacer			
	TBD	6	A	T=1
20 ---	Front leaf spring seat			
	TBD	1	A	(A) T=14
	TBD	1	A	(B) T=15
35 ---	Dust protection and sealing			
	TBD	4	A	



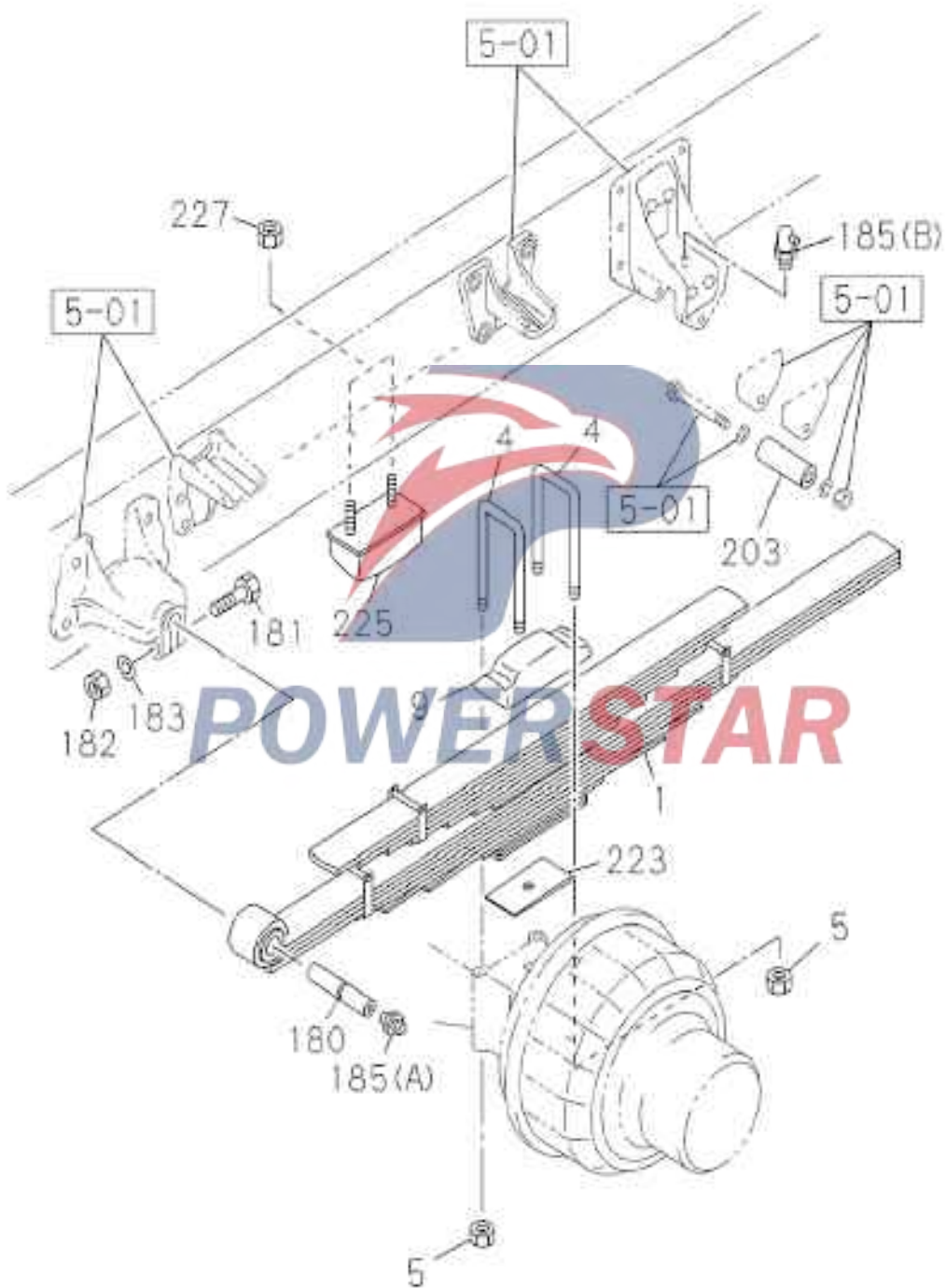


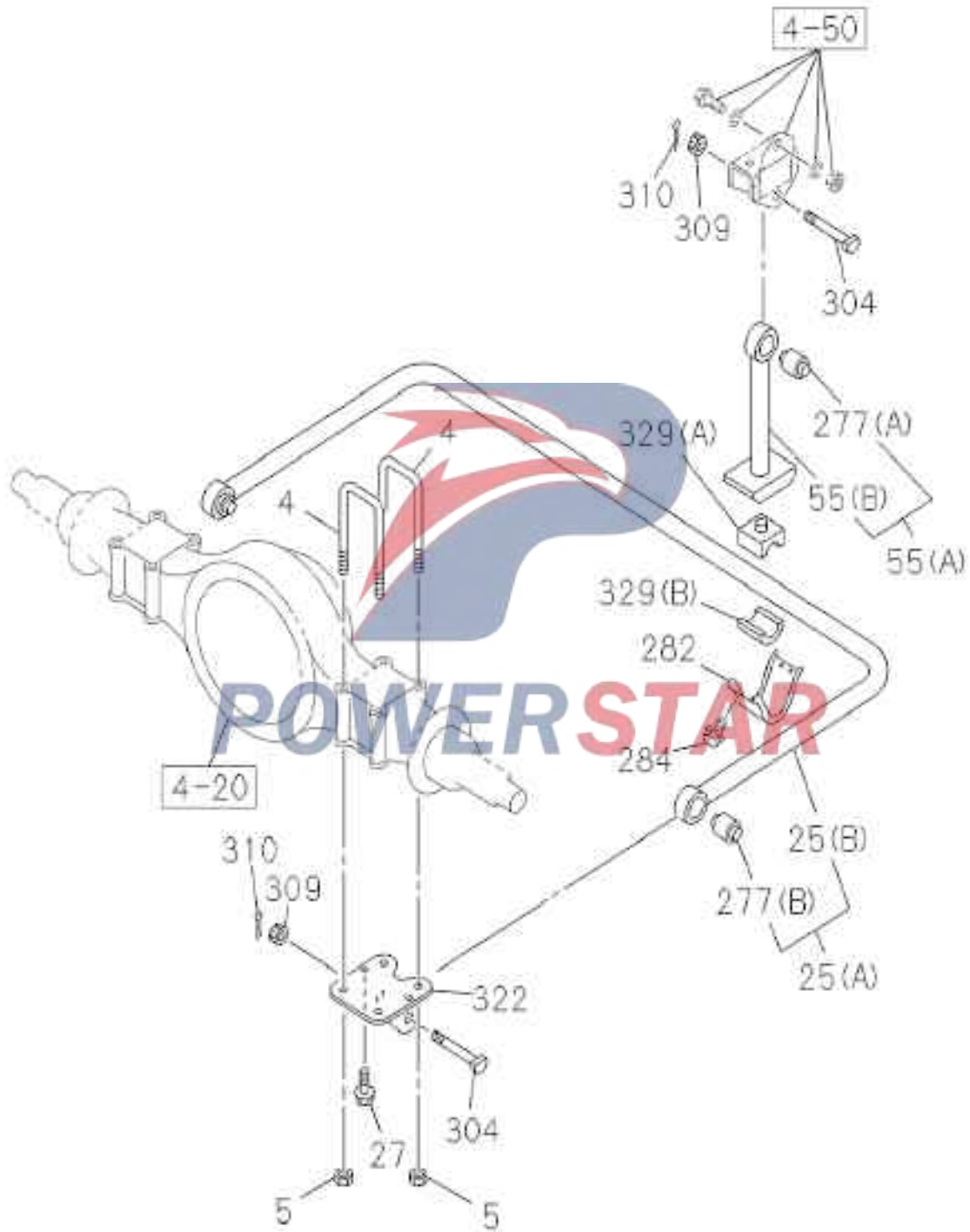
Front side

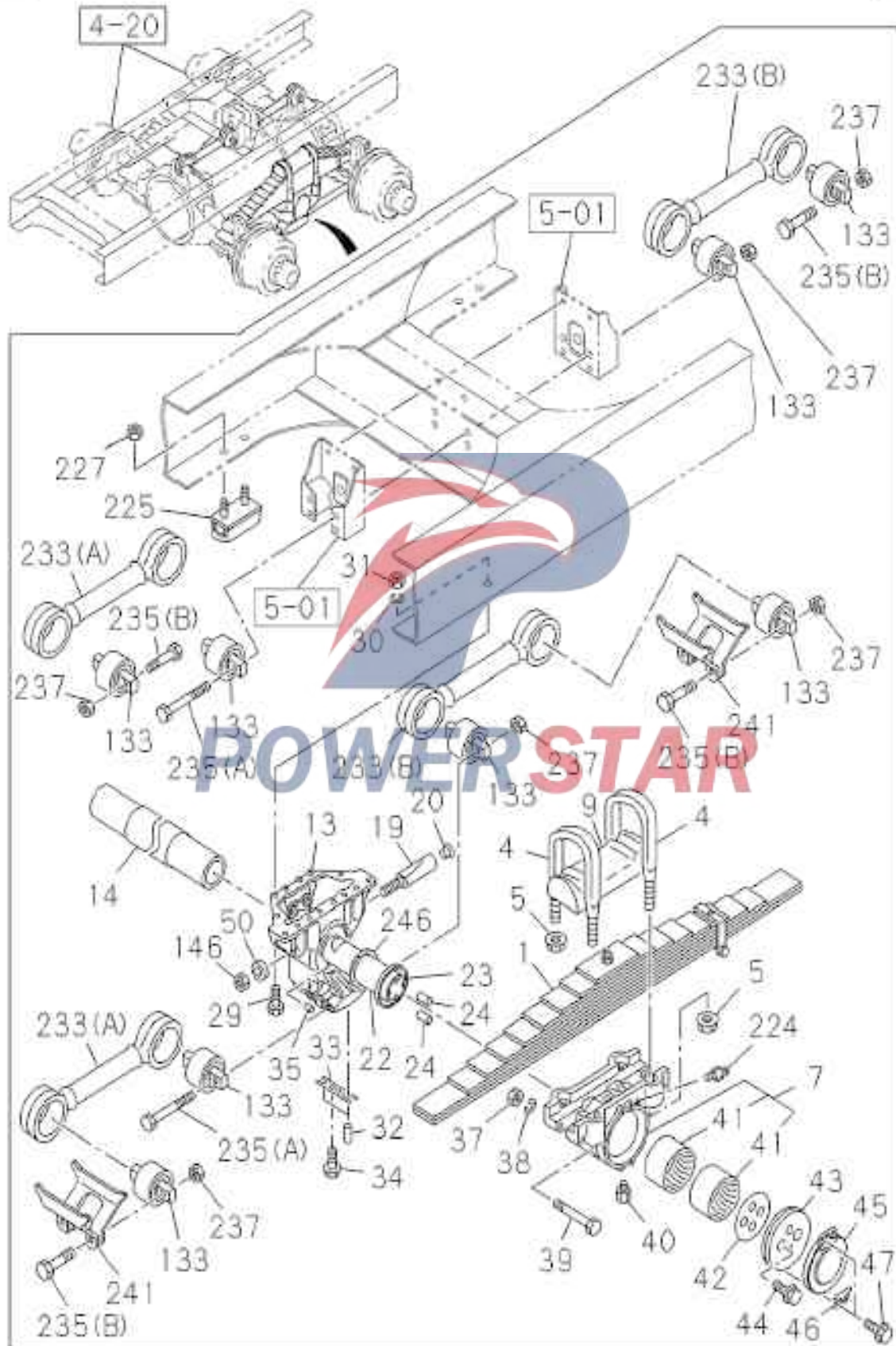




4-57		Front level adjustment valve														
Figure No.																
Index No.	Recommended grade/part name					Model applied						Date of application	I T C			
	Part No.	L	Q	R	t y .	Qingling part No.	Remarks	EXR 6W 420 height	EXR 6W 460 height	EXR 6U 380 height	EXZ 6U 380 height/reference			EXZ 6W 420 height	EXZ 6W 460 height	
								A	B	C	D			E	F	
1	Valve assembly															
	8-98208-757-1		1							C		E	F	1704-		
	8-98208-757-1		1		8202930-D17YZ					C		E	F	1704-		
5	Leveling valve's air valve spring															
	1-52139-057-0		1			(A)				C		E	F	1704-		
	8-98281-572-0		2			(B)				C		E	F	1704-		
11	Leveling valve's filter															
	1-53457-081-0		1			Left rear secondary brake shoe(rear axle)				C		E	F	1704-		
13	Leveling valve plug					Left front secondary brake shoe (middle axle)										
	8-98281-573-0		1			Right leading shoe(rear axle)				C		E	F	1704-		
33	Leveling valve stem															
	8-98229-893-0		1			Left leading shoe(rear axle)				C		E	F	1704-		
34	Leveling valve fixing bolt															
	1-52139-060-0		1							C		E	F	1704-		
36	Leveling valve control lever lock washer															
	1-52139-061-0		1							C		E	F	1704-		
41	Leveling valve piston															
	1-52135-011-0		1							C		E	F	1704-		
51	Leveling valve washer															
	1-52139-067-0		AR			T=0.2				C		E	F	1704-		
	1-52139-068-0		AR			T=0.1				C		E	F	1704-		
53	Leveling valve nut															
	1-52139-058-0		1							C		E	F	1704-		
55	Leveling valve washer															
	1-52139-059-0		1							C		E	F	1704-		
56	Leveling valve body assembly															
	8-98281-696-0		1			T=16 intermediate axle 's rear brake shoe				C		E	F	1704-		
58	Leveling valve spacer					T=16 intermediate axle 's rear brake shoe										
	1-52139-050-0		1							C		E	F	1704-		
59	Leveling valve seat															
	1-52132-003-0		1							C		E	F	1704-		
60	Leveling valve shaft															
	1-52135-009-0		1							C		E	F	1704-		
62	Leveling valve limit block bolt															
	1-52139-069-0		1							C		E	F	1704-		
63	Leveling valve plate															
	1-52139-091-0		1							C		E	F	1704-		
67	Leveling valve spool															
	1-52139-092-0		1							C		E	F	1704-		
68	Solenoid valve															
	8-98281-576-0		1							C		E	F	1704-		
69	Screws connecting solenoids and vehicle body															
	8-98281-578-0		2							C		E	F	1704-		







Index No.	Recommended grade/part name				Model applied						Date of application	I T C	
	Part No.	L R	Q t y .	Qingling part No.	EXR 6W 420 height	EXR 6W 460 height	EXR 6U 380 height	EXZ 6U 380 height/reference	EXZ 6W 420 height	EXZ 6W 460 height			
					A	B	C	D	E	F			
1 ---	Rear leaf spring assembly												
	8-97433-702-0		2	2912010-D17YZ	10-Pices				D	E	F	1704-	
	8-98098-667-0		2	2912010-CYR14B	14-Pices	A	B	C				1704-	
4 ---	Gasket												
	1-51371-069-2		4	2912295-CYZ14					D	E	F	1704-	
	9-51371-279-4		4	2912296-CYZ14		A	B	C				1704-	
5 ---	Nut												
	0-9111-0524-0		8	Q341B24T13(P=2.0)	M24	A	B	C				1704-	
	1-09440-058-0		8	2912052-130/C	M27 reel				D	E	F	1704-	
7 ---	Seat assembly-leaf spring												
	8-97614-049-2		2	2912250-CYZ14					D	E	F	1704-	
9 ---	Cushion block												
	1-51372-030-0		2	2912218-117		A	B	C				1704-	
	8-98177-265-0		2	2912294-CYZ14					D	E	F	1704-	
13 ---	Tilting support												
	1-53361-079-0		2	2918013-130/C					D	E	F	1704-	
14 ---	Connecting pipe-tilting frame												
	1-51389-032-1		1	2912242-CYZ14					D	E	F	1704-	
19 ---	Bolt												
	1-51389-066-0		2	2912232-CYZ14					D	E	F	1704-	
20 ---	Rubber lining												
	1-09333-057-0		2	2912234-CYZ14					D	E	F	1704-	
22 ---	Tilting shaft												
	1-51381-022-3		2	2912231-CYZ14					D	E	F	1704-	
23 ---	Oil seal												
	1-51389-005-0		2						D	E	F	1704-	
24 ---	Pin												
	1-09740-009-0		4	2912239-CYZ14					D	E	F	1704-	
25 ---	Stabilizer bar assembly												
	1-51770-030-2		1	2912240-CYR14	(A)	A	B	C				1704-	
	1-51771-047-1		1		(B)	A	B	C				1704-	
27 ---	Bolt												
	0-2805-1016-0		4	Q1841016(P=1.25)	M10X16 reel	A	B	C				1704-	
29 ---	Bolt												
	0-2095-1855-0		4	Q151B1855T	M18X55				D	E	F	1704-	
	8-98012-872-0		24	2912243-CYZ14	M18X75				D	E	F	1704-	
30 ---	Washer												
	1-09503-162-0		28	2912244-CYZ14	Inner diameter=19				D	E	F	1704-	
31 ---	Nut												
	0-9111-0518-0		28	Q341B18	M18				D	E	F	1704-	
32 ---	Pin												
	1-09740-027-0		4	2912245-CYZ14					D	E	F	1704-	
33 ---	Locking plate												
	1-53369-032-1		2	2912214-117					D	E	F	1704-	

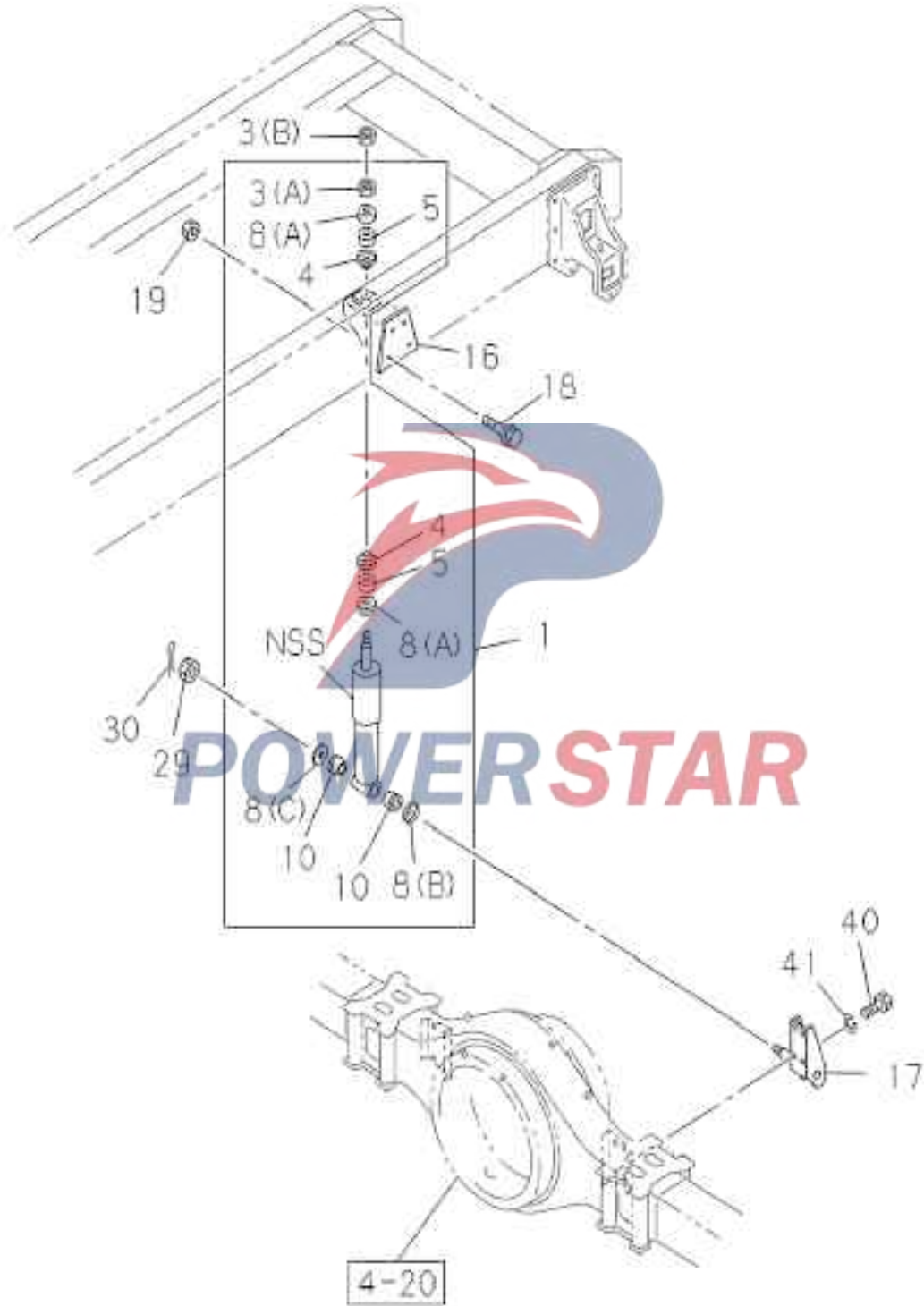
4-60		Rear suspension											
Figure No.													
Index No.	Recommended grade/part name										Date of application	I T C	
	Part No.	L	Q t y .	Qingling part No.	Remarks	Model applied							
						EXR 6W 420 height	EXR 6W 460 height	EXR 6U 380 height	EXZ 6U 380 height/reference	EXZ 6W 420 height			EXZ 6W 460 height
A	B	C	D	E	F								
34	Bolt 0-2805-1016-0		2	Q1841016(P=1.25)	M10X16 reel				D	E	F	1704-	
35	Pin 1-09749-030-1		4	2912236-CYZ14					D	E	F	1704-	
37	Nut 0-9111-0522-0		4	Q341B22T13(P=1.5)	M22				D	E	F	1704-	
38	Spring washer 0-9151-0622-0		4	Q40522	Inner diameter=22.5				D	E	F	1704-	
39	Bolt 9-09801-290-1		4	2912246-CYZ14	M22X155				D	E	F	1704-	
40	Grease nozzle 9-51389-010-0		2	2912247-CYZ14					D	E	F	1704-	
41	Bushing 8-98081-832-0		2	2912293-CYZ14B					D	E	F	1704-	
42	Gasket 1-51389-033-1		12	2912238-CYZ14					D	E	F	1704-	
43	Pressure plate 1-51382-010-4		2	2912211-117					D	E	F	1704-	
44	Bolt 1-09044-038-2		4	2912241-CYZ14	M18X48.5 reel				D	E	F	1704-	
45	Cover plate assembly 1-51387-013-2		2	2912210-117					D	E	F	1704-	
46	Cover plate 1-51387-015-2		2	2912213-117					D	E	F	1704-	
47	Bolt 0-2805-0812-0		8	Q1840812	M8X12 reel				D	E	F	1704-	
50	Washer 8-98012-871-0		2	2912233-CYZ14	Inner diameter=25				D	E	F	1704-	
55	Stabilizer bar assembly 1-51770-024-1		2	2912250-CYR14	(A)	A	B	C				1704-	
	1-51773-026-2		1		(B)	A	B	C				1704-	
133	Bushing 1-51519-113-1		2		Outer diameter=105				D	E	F	1704-	
	1-51519-113-1		2		Outer diameter=105				D	E	F	1704-	
	1-51519-113-1		2		Outer diameter=105				D	E	F	1704-	
	1-51519-113-1		2		Outer diameter=105				D	E	F	1704-	
146	Nut 0-9111-0524-0		2	Q341B24T13(P=2.0)	M24				D	E	F	1704-	
180	Pin-spring support 1-51361-020-0		2	2912215-117		A	B	C				1704-	
181	Bolt 0-1085-6480-0		2	Q151B1480	M14X80	A	B	C				1704-	

Index No.	Recommended grade/part name					Model applied						Date of application	I T C
	Part No.	L R	Q t y .	Qingling part No.	Remarks	EXR 6W 420 height	EXR 6W 460 height	EXR 6U 380 height	EXZ 6U 380 height/reference	EXZ 6W 420 height	EXZ 6W 460 height		
						A	B	C	D	E	F		
182	--- Nut 0-9111-0514-0		2	Q341B14	M14	A	B	C				1704-	
183	--- Spring washer 0-9151-0514-0		2	Q40314	Inner diameter=14.2	A	B	C				1704-	
185	--- Grease nozzle 0-9030-1410-0		2	Q700B01	(A) PT1/8 straight	A	B	C				1704-	
	0-9030-1510-0		2	Q701B45	(B) PT1/8 bend, 67.5°	A	B	C				1704-	
203	--- Spacer sleeve 1-53359-004-0		2	2912291-CYZ14		A	B	C				1704-	
223	--- Gasket--leaf spring 1-51377-371-1		2	2912111-117		A	B	C				1704-	
224	--- Grease nozzle 0-9030-1410-0		2	Q700B01	PT1/8 straight				D	E	F	1704-	
225	--- Rubber pad 1-53366-081-1		2	2912297-CYZ14		A	B	C				1704-	
	1-53366-143-1	L	1	2902260-117	Forward				D	E	F	1704-	
	1-53366-143-1	R	1	2902260-117	Backward				D	E	F	1704-	
	8-97433-703-0	R	1	2912297-D17YZ	Forward				D	E	F	1704-	
	8-97433-703-0	L	1	2912297-D17YZ	Backward				D	E	F	1704-	
227	--- Nut 0-9118-0212-0		4	Q32012T13F2(P=1.25)	M12 reel	A	B	C				1704-	
	0-9118-0212-0		8	Q32012T13F2(P=1.25)	M12 reel				D	E	F	1704-	
233	--- Balance rod assembly 1-51511-660-0		1		(A)Front Middle L=555				D	E	F	1704-	
	1-51511-660-0		2		(A)Front left and right L=555				D	E	F	1704-	
	1-51511-661-0		1		(B)Rear Middle L=580				D	E	F	1704-	
	1-51511-661-0		2		(B)Rear left and right L=580				D	E	F	1704-	
235	--- Bolt 8-98012-875-0		6	2912053-130/C	(A) M18X265				D	E	F	1704-	
	8-98012-877-0		12	2912054-130/C	(B) M18X102				D	E	F	1704-	
237	--- Nut 1-09464-011-0		18	2912055-130/C	M18				D	E	F	1704-	
241	--- Support 1-42121-338-0		1	2401061-130	Forward LH, backward RH				D	E	F	1704-	
	1-42121-339-0		1	2401071-130	Forward RH, backward LH				D	E	F	1704-	
246	--- Washer 1-51389-058-0		2	2912235-CYZ14					D	E	F	1704-	
277	--- Bushing 1-51779-019-0		1		(A)	A	B	C				1704-	
	1-51779-067-0		2		(B) 368	A	B	C				1704-	

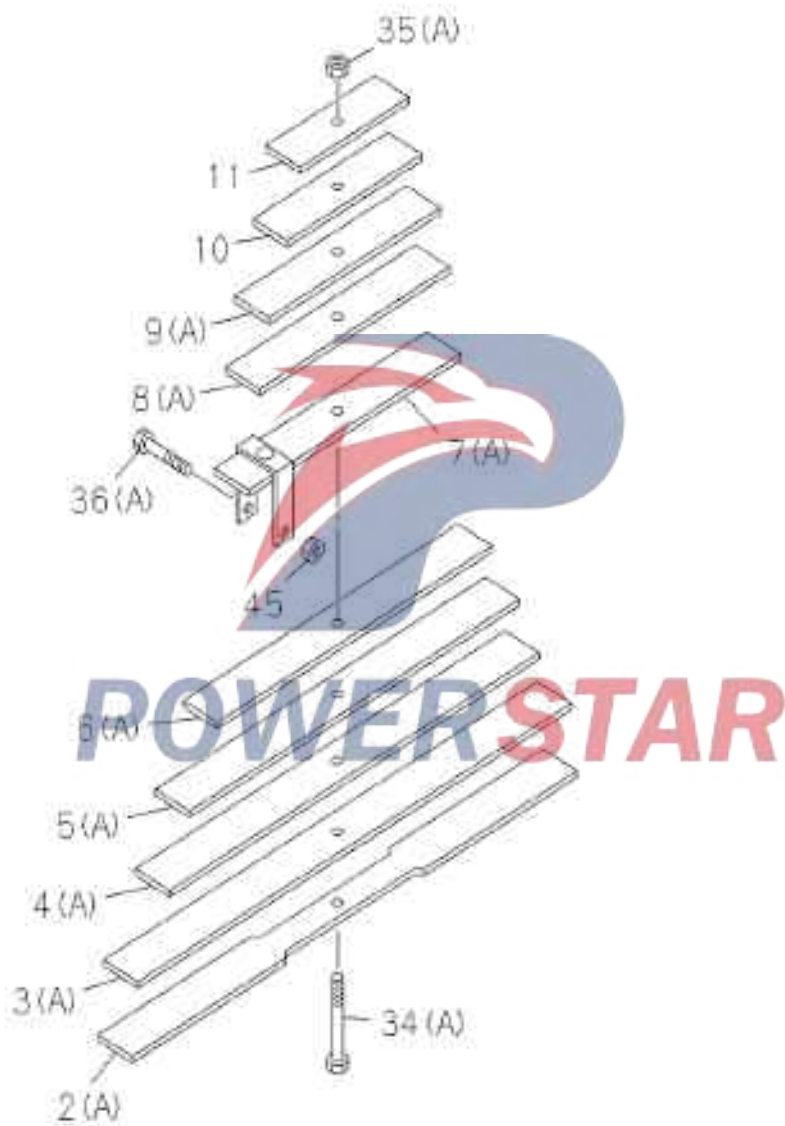
4-60		Rear suspension											
Figure No.													
Index No.	Recommended grade/part name										Date of application	I F C	
	Part No.	L R	Q t y .	Qingling part No.	Remarks	Model applied							
						EXR 6W 420 height	EXR 6W 460 height	EXR 6U 380 height	EXZ 6U 380 height/reference	EXZ 6W 420 height			EXZ 6W 460 height
A	B	C	D	E	F								
282	Retainer 1-51789-015-2		2	2912261-CYR14		A	B	C				1704-	
284	Bolt 8-94463-351-0		8	2912262-CYR14	M10X25	A	B	C				1704-	
304	Pin 1-51789-020-2		4	2912263-CYR14		A	B	C				1704-	
309	Nut 0-9111-0524-0		4	Q341B24T13(P=2.0)	M24	A	B	C				1704-	
310	Split pin 0-8112-5045-0		4		Outer diameter=4.6 L=45	A	B	C				1704-	
322	Support-stabilizer bar 1-51781-048-4	R	1	2912264-CYR14		A	B	C				1704-	
	1-51781-127-0	L	1	2912265-CYR14		A	B	C				1704-	
329	Lining-- stabilizer 1-51789-051-1		2	2912266-CYR14	(A)	A	B	C				1704-	
	1-51789-052-0		2	2912267-CYR14	(B)	A	B	C				1704-	

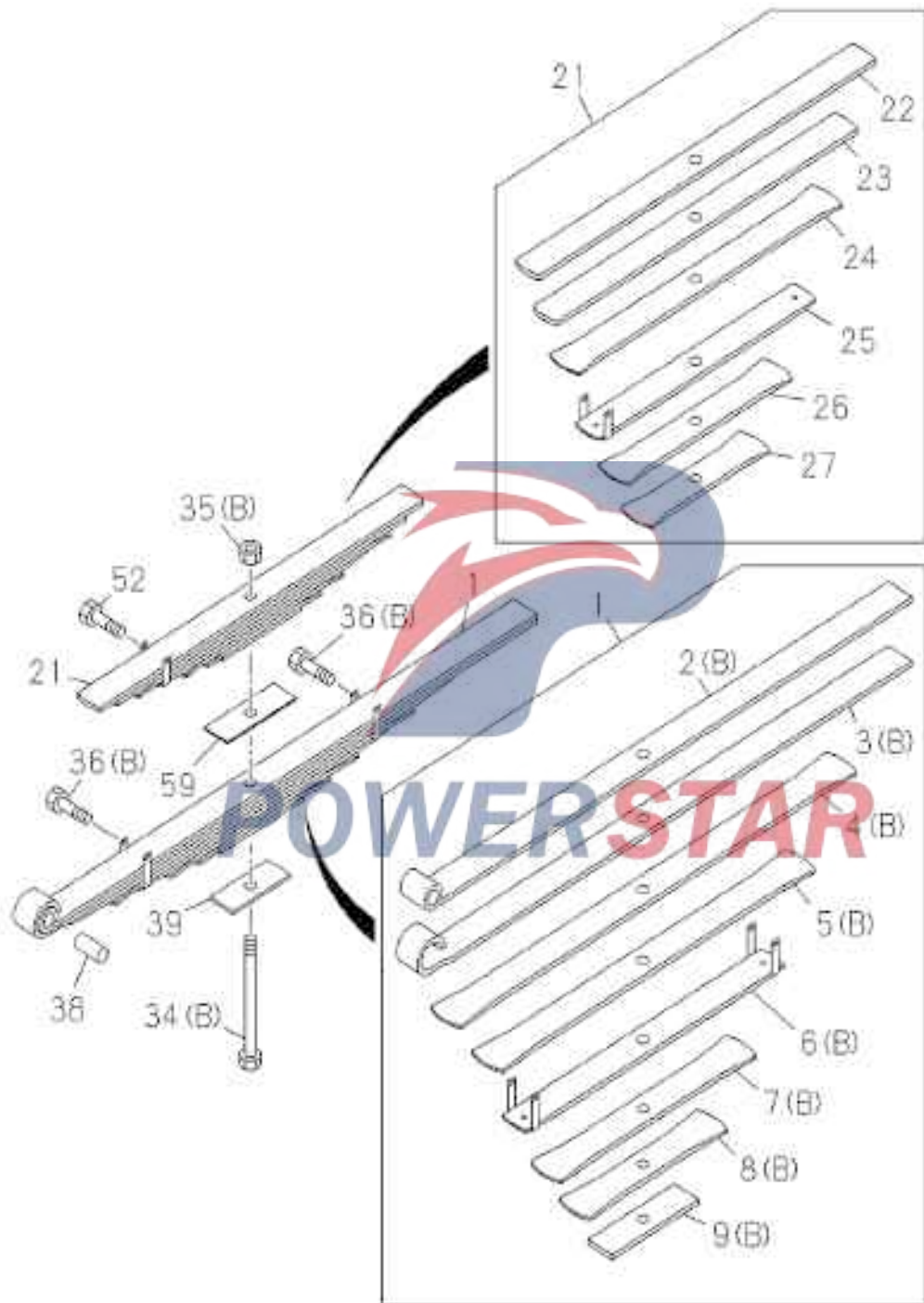
4-61 Rear suspension damper-EXR

Figure No.



4-61		Rear suspension damper											
Figure No.													
Index No.	Recommended grade/part name										Date of application	I T C	
	Part No.	L	Q t y .	Qingling part No.	Remarks	Model applied							
						EXR 6W 420 height	EXR 6W 460 height	EXR 6U 380 height	EXZ 6U 380 height/reference	EXZ 6W 420 height			EXZ 6W 460 height
						A	B	C	D	E			F
1	--- Damper assembly 1-51630-602-0		2			A	B	C				1704-	
3	--- Nut 0-9111-1518-0		2		(B) M18	A	B	C				1704-	
	9-9911-1418-0		2		(A) M18	A	B	C				1704-	
4	--- Washer 1-51631-072-0		4			A	B	C				1704-	
5	--- Bushing 1-51631-073-0		4			A	B	C				1704-	
8	--- Washer 1-51631-071-0		4		(A)	A	B	C				1704-	
	1-51631-074-0		2		(B)	A	B	C				1704-	
	1-51631-075-0		2		(C)	A	B	C				1704-	
10	--- Bushing 1-51631-076-0		4			A	B	C				1704-	
16	--- Support assembly 1-51681-372-2		2	2801115-CYR14		A	B	C				1704-	
17	--- Support-damper 1-51681-716-0	R	1			A	B	C				1704-	
	1-51681-717-0	L	1			A	B	C				1704-	
18	--- Bolt 0-2095-1440-0		8	Q151B1440TF2	M14X40	A	B	C				1704-	
19	--- Nut 0-9111-0514-0		8	Q341B14	M14	A	B	C				1704-	
29	--- Nut 9-9911-6424-0		1		M24	A	B	C				1704-	
	9-9911-6424-0		1		M24	A	B	C				1704-	
30	--- Split pin 0-8112-5045-0		1		Outer diameter=4.6 L=45	A	B	C				1704-	
	0-8112-5045-0		1		Outer diameter=4.6 L=45	A	B	C				1704-	
40	--- Bolt 0-2085-1430-0		8	Q151B1430	M14X30	A	B	C				1704-	
41	--- Spring washer 0-9151-0614-0		8	Q40514	Inner diameter=14.2	A	B	C				1704-	





Index No.	Recommended grade/part name		Assembly part No.	
	Part No. (date of application/ITC)	Qty.	8	8
			9	9
			7	8
			4	0
			3	9
			3	8
			7	6
			0	6
			2	7
			0	0

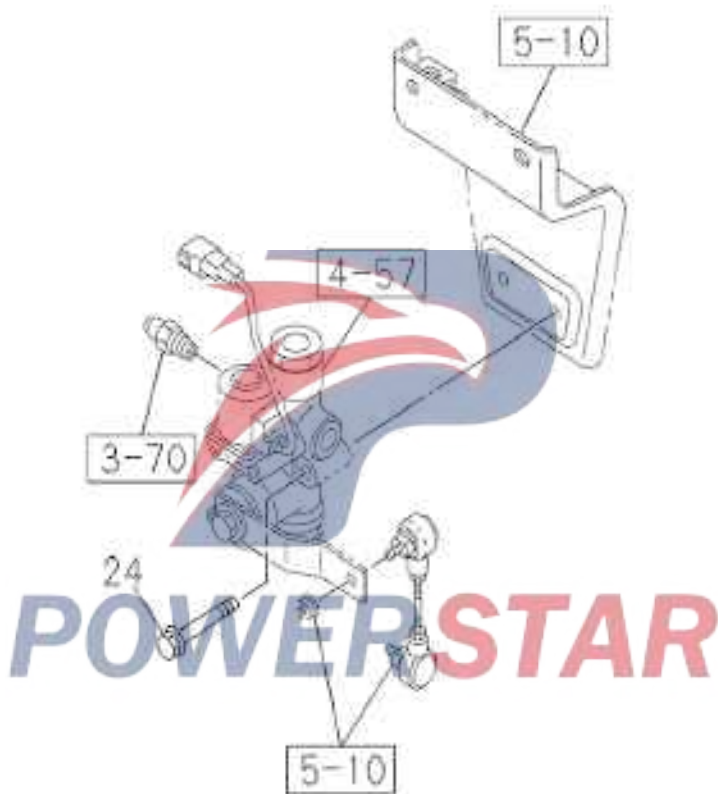
1	---	Rear leaf spring assembly			
		TBD	1	B	
2	---	1st rear leaf spring			
		TBD	1	A	(A)
		TBD	1	B	(B)
3	---	2nd rear leaf spring			
		TBD	1	A	(A)
		TBD	1	B	(B)
4	---	3rd rear leaf spring			
		TBD	1	A	(A)
		TBD	1	B	(B)
5	---	4th rear leaf spring			
		TBD	1	A	(A)
		TBD	1	B	(B)
6	---	5th rear leaf spring			
		TBD	1	A	(A)
		TBD	1		(B)
7	---	6th rear leaf spring			
		TBD	1	A	(A)
		TBD	1	B	(B)
8	---	7th rear leaf spring			
		TBD	1	A	(A)
		TBD	1	B	Left rear secondary brake shoe(rear axle)
9	---	8th rear leaf spring			Left front secondary brake shoe (middle axle)
		TBD	1	A	Right leading shoe(rear axle)
		TBD	1	B	(B)
10	---	9th rear leaf spring			Left leading shoe(rear axle)
		TBD	1	A	
11	---	1st rear leaf spring			
		TBD	1	A	
21	---	Rear leaf spring assembly			
		TBD	1	B	
22	---	1st rear leaf spring			
		TBD	1	B	
23	---	2nd rear leaf spring			
		TBD	1	B	
24	---	3rd rear leaf spring			
		TBD	1		
25	---	4th rear leaf spring			
		TBD	1	B	
26	---	5th rear leaf spring			
		TBD	1	B	T=16 intermediate axle 's rear brake shoe
27	---	6th rear leaf spring			T=16 intermediate axle 's rear brake shoe
		TBD	1	B	



Index No.	Recommended grade/part name				Assembly part No.
	Part No. (date of application/ITC)	Qty.			
			8 9 7 4 3 3 7 0 2 0	8 9 8 0 9 8 6 6 7 0	
34	--- Leaf spring center bolt				
	TBD	1	A	(A)	
	TBD	1	B	(B)	
				L=200	
35	--- Leaf spring center bolt nut				
	TBD	1	A	(A)	
	TBD	1	B	(B)	
				M16	
36	--- Rear leaf spring clamp bolt				
	TBD	1	A	(A)	
	TBD	2	B	(B)	
				M10X117	
38	--- Bushing				
	TBD	1	B		
39	--- Leaf spring seat				
	TBD	1	B	T=10	
45	--- Leaf spring clamp nut				
	TBD	1	A		
52	--- Leaf spring clamp bolt				
	TBD	1	B	M10X117	
59	--- Leaf spring seat				
	TBD	1	B	T=10	



POWERSTAR

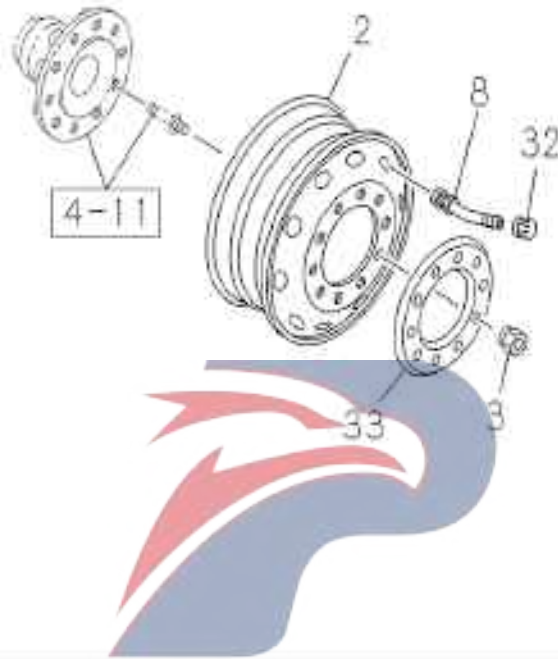


Front side

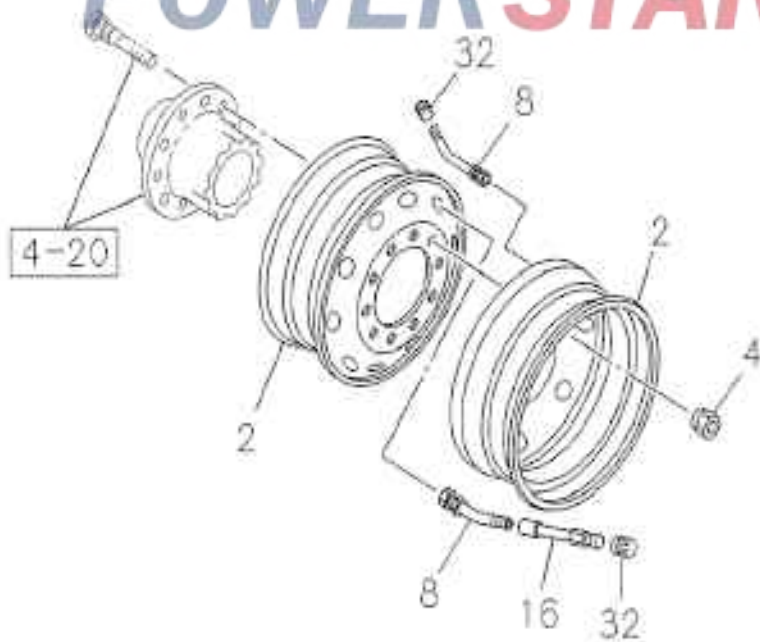


4-70		Suspended air valve and control											
Figure No.													
Index No.	Recommended grade/part name												
	Part No.	L R	Q t y .	Qingling part No.	Remarks	Model applied						Date of application	I T C
						EXR 6W 420 height	EXR 6W 460 height	EXR 6U 380 height	EXZ 6U 380 height/reference	EXZ 6W 420 height	EXZ 6W 460 height		
A	B	C	D	E	F								
24	--- Bolt 0-2806-0840-0		2	Q1840840T	M8X40 reel			C		E	F	1704-	

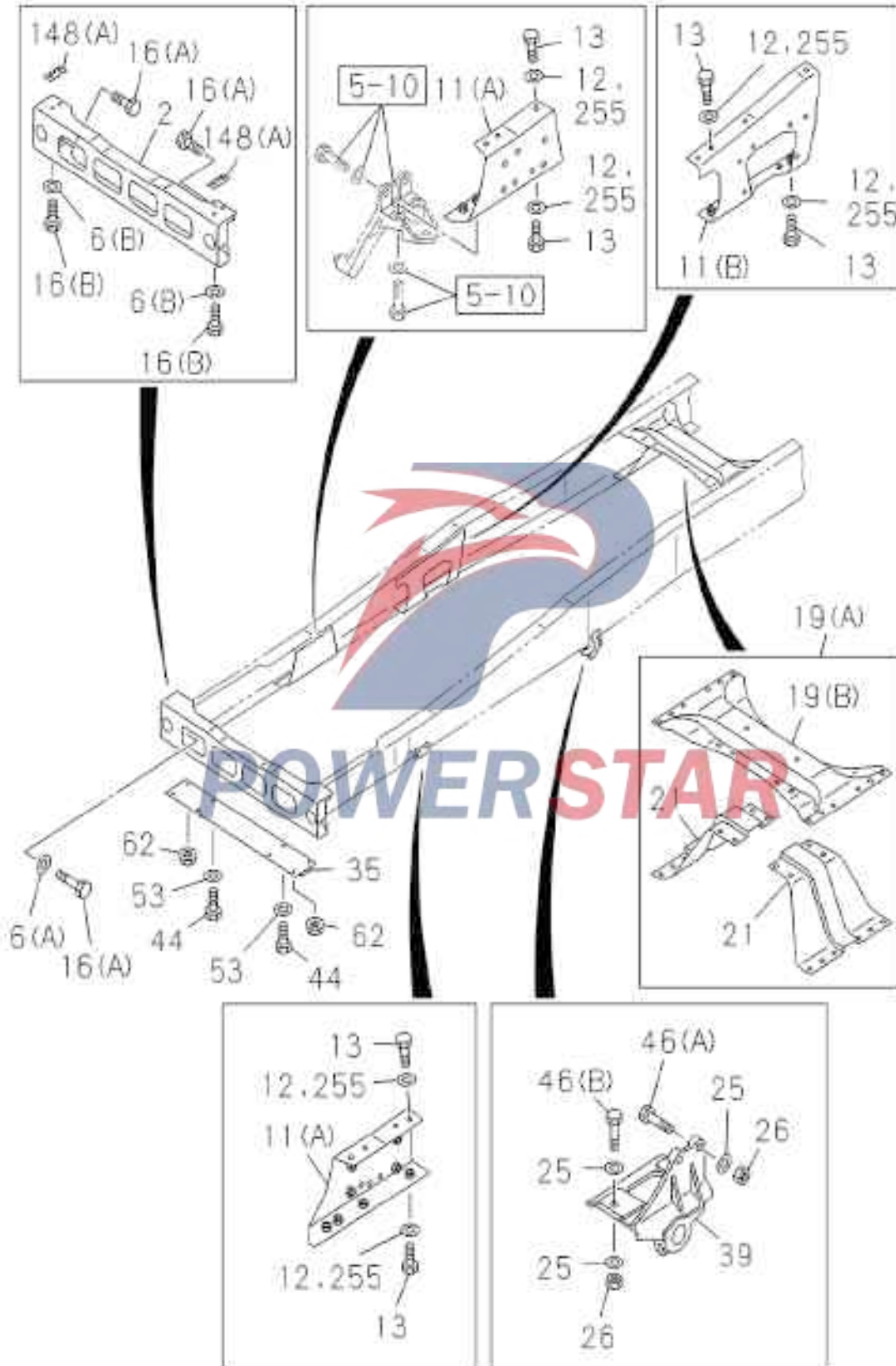


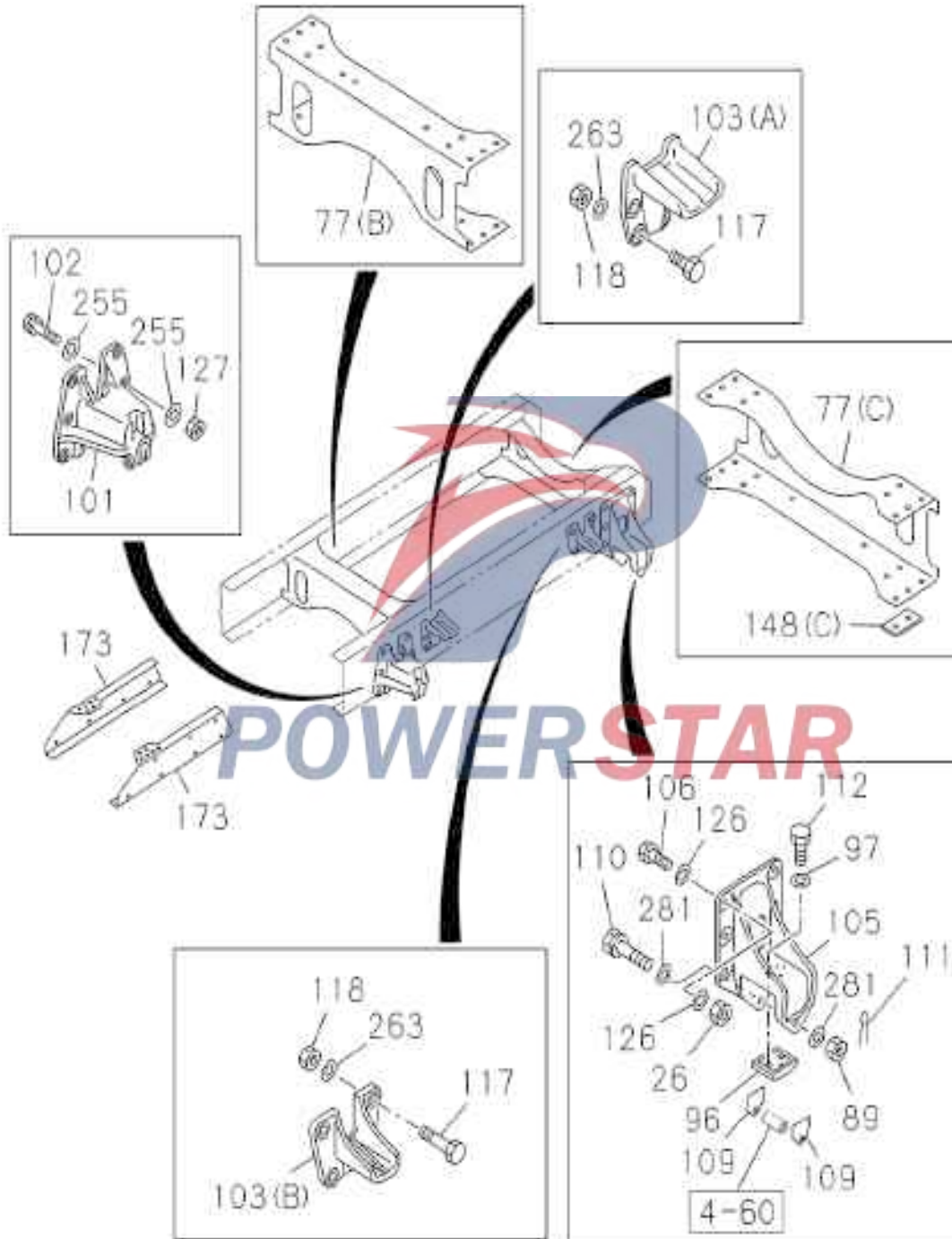


POWERSTAR



4-80		Running wheel											
Figure No.													
Index No.	Recommended grade/part name										Date of application	I T C	
	Part No.	L R	Q t y .	Qingling part No.	Remarks	Model applied							
						EXR 6W 420 height	EXR 6W 460 height	EXR 6U 380 height	EXZ 6U 380 height/reference	EXZ 6W 420 height			EXZ 6W 460 height
A	B	C	D	E	F								
2	--- Steel ring assembly		2	3101910-D17YZ	—Front axle	A	B	C	D	E	F	1704-	
			4	3101910-D17YZ	—Middle axle				D	E	F	1704-	
			4	3101910-D17YZ	—Rear axle	A	B	C	D	E	F	1704-	
3	--- Wheel nut	R	10	3101911-D17YZ	M22X1.5 Front axle	A	B	C				1704-	
		L	10	3101911-D17YZ	M22X1.5 Front axle	A	B	C				1704-	
		R	10	3101911-D17YZ	M22X1.5 Front axle				D	E	F	1704-	
		L	10	3101911-D17YZ	M22X1.5 Front axle				D	E	F	1704-	
4	--- Wheel Nut		10	3101912-D17YZ	M22X1.5 Rear axle	A	B	C				1704-	
			10	3101912-D17YZ	M22X1.5 Rear axle	A	B	C				1704-	
			10	3101912-D17YZ	M22X1.5 Middle axle				D	E	F	1704-	
			10	3101912-D17YZ	M22X1.5 Middle axle				D	E	F	1704-	
			10	3101912-D17YZ	M22X1.5 Rear axle				D	E	F	1704-	
			10	3101912-D17YZ	M22X1.5 Rear axle				D	E	F	1704-	
8	--- Air valve		2	3106111-CYZ14		A	B	C	D	E	F	1704-	
			4	3106111-CYZ14		A	B	C	D	E	F	1704-	
16	--- Air valve		2	3106111-CYZ14	L=170	A	B	C				1704-	
			4	3106111-CYZ14	L=170				D	E	F	1704-	
32	--- Air valve cap		4	3106112-CYZ14		A	B	C	D	E	F	1704-	
			6	3106112-CYZ14					D	E	F	1704-	
33	--- Wheel cover		2	3104143-D17YZ	Front axle	A	B	C	D	E	F	1704-	





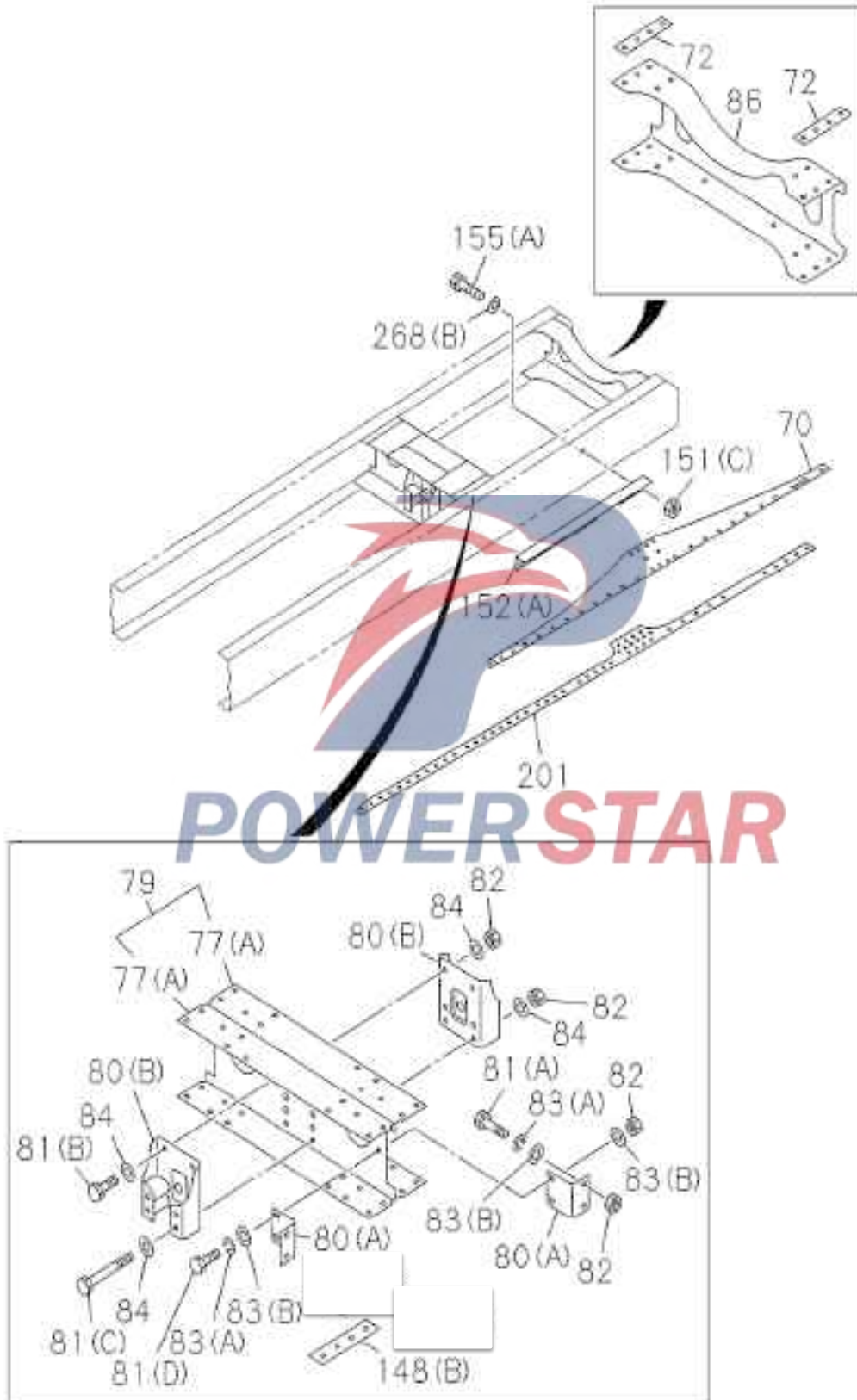
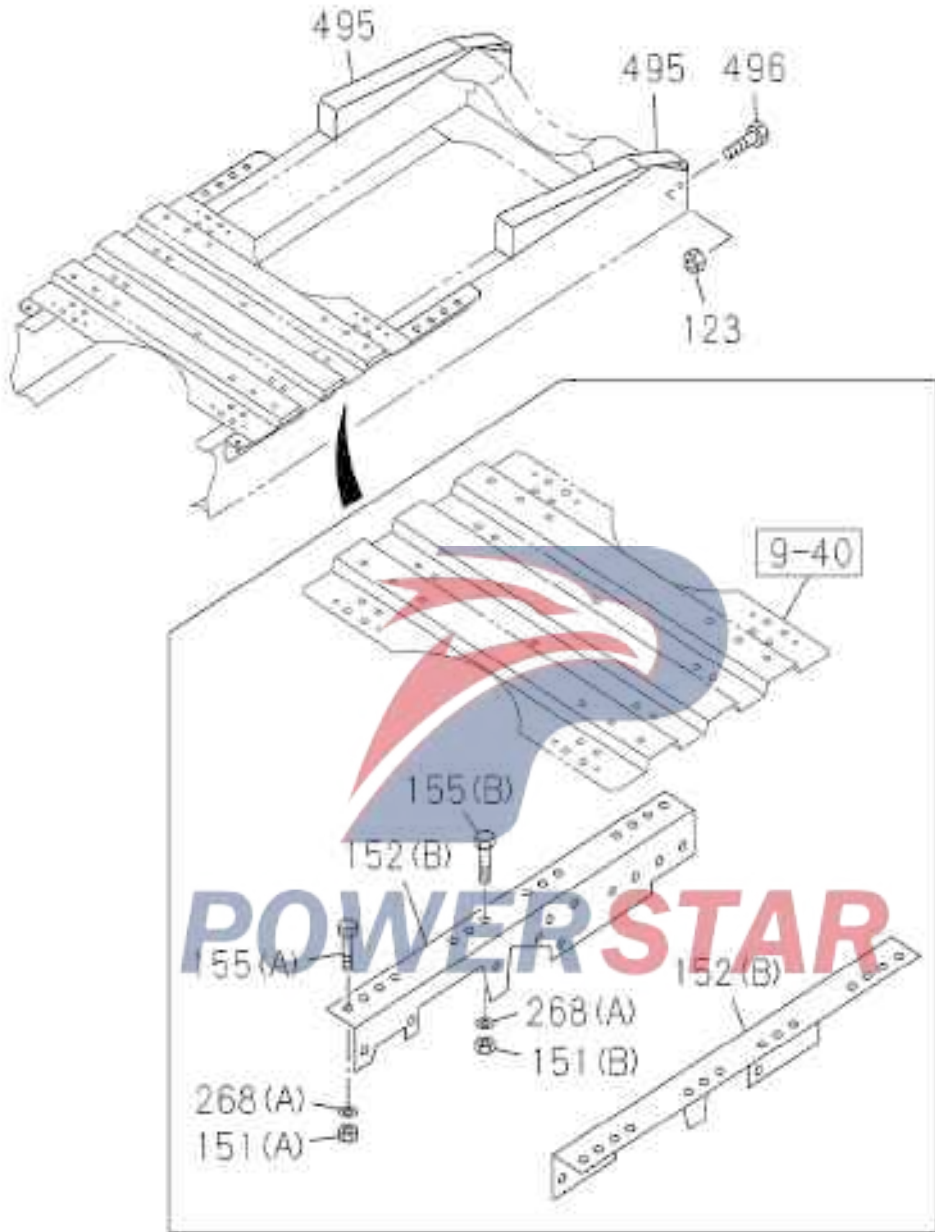


Figure No.



	D13X34	D13X38	D13X40	D13X45	D13X48
KEY NO.	133(A)	133(B)	28	133(C)	133(D)
	190(A)	190(B)	190(C)		190(D)

5-01		Frame and other parts											
Figure No.													
Index No.	Recommended grade/part name										Date of application	I T C	
	Part No.	L R	Q t y .	Qingling part No.	Remarks	Model applied							
						EXR 6W 420 height	EXR 6W 460 height	EXR 6U 380 height	EXZ 6U 380 height/reference	EXZ 6W 420 height			EXZ 6W 460 height
A	B	C	D	E	F								
2	1st beam assembly												
	8-97432-817-0		1	2801030-D17YZ		A	B	C	D			1704-	
	8-97432-817-0		1	2801030-D17YZ						E	F	1704-	
6	Washer												
	0-9161-0516-0		8	Q40016	(A)Inner diameter=17 Outer diameter=30	A	B	C	d			1704-	
	0-9161-0516-0		8	Q40016	(A)Inner diameter=17 Outer diameter=30					E	F	1704-	
	8-98010-627-1		4	2801104-113	(B)Inner diameter=15	A	B	C	D			1704-	
	8-98010-627-1		4	2801104-113	(B)Inner diameter=15					E	F	1704-	
11	Bracket - engine front suspension												
	8-97432-600-0	R	1	2801120-D17YZ	(A) Right front	A	B			E	F	1704-	
	8-97432-601-0	L	1	2801110-D17YZ	(A) Left front	A	B			E	F	1704-	
	8-97432-749-0	R	1	2801120-D15YR	(A) Right front			C	D			1704-	
	8-97432-818-0	L	1	2801110-D15YR	(A) Left front			C	D			1704-	
	Bracket - engine rear suspension												
	8-97432-943-0	R	1	2801130-D17YZ	(B) Right rear	A	B			E	F	1704-	
	8-97432-972-0	L	1	2801140-D17YZ	(B) Left rear	A	B			E	F	1704-	
	8-97432-376-0	L	1	2801130-CEZ35	(B) Left rear			C	D			1704-	
	8-97434-090-0	R	1	2801140-D14EZ	(B) Right rear			C	D			1704-	
12	Washer												
	8-98010-627-1		6	2801104-113	Inner diameter=15Wheelbase (3900)	A	B	C				1704-	
	8-98010-627-1		8	2801104-113	Inner diameter=15	A	B	C				1704-	
13	Bolt												
	0-2095-1440-0		6	Q151B1440TF2	M14X40	A	B	C				1704-	
	0-2095-1440-0		6	Q151B1440TF2	M14X40 wheel base (3900)	A						1704-	
	0-2095-1440-0		8	Q151B1440TF2	M14X40	A	B	C				1704-	
	0-2095-1440-0		8	Q151B1440TF2	M14X40 wheel base (3900)	A						1704-	
	0-2095-1440-0		6	Q151B1440TF2	M14X40				D	E	F	1704-	
	0-2095-1440-0		8	Q151B1440TF2	M14X40					E	F	1704-	
	0-2095-1440-0		8	Q151B1440TF2	M14X40				D			1704-	
16	Bolt												
	0-2095-1430-0		4	Q151B1430T	(B) M14X30	A	B	C	D			1704-	
	0-2095-1430-0		4	Q151B1430T	(B) M14X30					E	F	1704-	
	0-2095-1635-0		8	Q151B1635T	(A) M16X35	A	B	C	D			1704-	
	0-2095-1635-0		8	Q151B1635T	(A) M16X35					E	F	1704-	
19	Cross beam assembly												
	8-97432-959-0		1	2801040-D17YZ	(A) Dual cross beam assembly	A	B	C	D	E	F	1704-	
	8-97432-959-0		1	2801040-D17YZ	(A) Dual cross beam assembly	A	B	C	D	E	F	1704-	
	8-98098-303-0		1	2801041-CYZ14	(B) Second beam member	A	B	C	D	E	F	1704-	
	8-98098-303-0		1	2801041-CYZ14	(B) Second beam member	A	B	C	D	E	F	1704-	

5-01		Frame and other parts													
Figure No.															
Index No.	Recommended grade/part name														
	Part No.	L	Q	t	y	Qingling part No.	Remarks	Model applied						Date of application	I T C
								EXR 6W 420 height	EXR 6W 460 height	EXR 6U 380 height	EXZ 6U 380 height/reference	EXZ 6W 420 height	EXZ 6W 460 height		
								A	B	C	D	E	F		
21	---	Right support assembly-No.2 cross beam													
	8-97432-960-0	L	1		2801042-D17YZ				D	E	F	1704-			
	8-98098-310-1	R	1		2801043-CYZ14B				D	E	F	1704-			
	8-98098-310-1	R	1		2801043-CYZ14B	A	B	C				1704-			
	8-98098-311-1	L	1		2801042-CYZ14B	A	B	C				1704-			
25	---	Washer													
	8-98010-627-1		12		2801104-113	Inner diameter=15	A	B	C				1704-		
	8-98010-627-1		8		2801104-113	Inner diameter=15	A	B	C				1704-		
	8-98010-627-1		8		2801104-113	Inner diameter=15				E	F		1704-		
	8-98010-627-1		12		2801104-113	Inner diameter=15				D			1704-		
26	---	Nut													
	0-9111-0514-0		8		Q341B14	M14	A	B	C				1704-		
	0-9111-0514-0		4		Q341B14	M14				E	F		1704-		
	0-9111-0514-0		8		Q341B14	M14				D			1704-		
28	---	Rivet													
	0-6790-1340-0		4		679013400	D13X40	A	B	C				1704-		
	0-6790-1340-0		4		679013400	D13X40				D			1704-		
	0-6790-1340-0		6		679013400	D13X40				E	F		1704-		
	0-6790-1352-0		2		679013520					E	F		1704-		
35	---	Reinforcing beam – front leaf spring front bracket													
	8-97430-171-0		1		2801190-CYZ14B		A	B	C	D	E	F	1704-		
39	---	Right rear support assembly--front leaf spring													
	1-53352-179-0	R	1		2801240-CYZ14				D	E	F	1704-			
	1-53352-179-0	R	1		2801240-CYZ14		A	B	C				1704-		
	1-53352-180-0	L	1		2801230-CYZ14		A	B	C				1704-		
	1-53352-180-0	L	1		2801230-CYZ14					D	E	F	1704-		
44	---	Bolt													
	0-2095-1635-0		4		Q151B1635T	M16X35	A	B	C	D	E	F	1704-		
46	---	Bolt													
	0-2095-1440-0		4		Q151B1440TF2	(A)M14X40	A	B	C	D			1704-		
	0-2095-1440-0		4		Q151B1440TF2	(A)M14X40				E	F		1704-		
	0-2095-1450-0		4		Q151B1450TF2	(B)M14X50	A	B	C	D			1704-		
	0-2095-1450-0		4		Q151B1450TF2	(B)M14X50				E	F		1704-		
53	---	Washer													
	0-9161-4516-0		4		Q40116	Inner diameter=17	A	B	C	D	E	F	1704-		
62	---	Nut													
	0-9118-0212-0		4		Q32012T13F2(P=1.25)	M12 reel	A	B	C	D	E	F	1704-		
70	---	Reinforcing plate													
	8-97432-594-0		2		2801310-D17YZ				D	E	F	1704-			
72	---	Lower cushion plate													
	8-97430-274-0		2		2801091-CYZ14				D	E	F	1704-			

5-01		Frame and other parts															
Figure No.																	
Index No.	Recommended grade/part name	L	Q	R	t	y	Qingling part No.	Remarks	Model applied						Date of application	I T C	
									EXR 6W 420 height	EXR 6W 460 height	EXR 6U 380 height	EXZ 6U 380 height/reference	EXZ 6W 420 height	EXZ 6W 460 height			
									A	B	C	D	E	F			
77	--- Fourth cross beam assembly								EXR 6U 380 height								
	8-97430-270-0		1				2801090-CYZ14	(C)	A	B	C					1704-	
	Third cross beam assembly																
	8-97434-063-0		1				2801051-D15YR	(B)	A	B	C						
	--- Third cross beam member																
	8-97432-961-0		1				2801071-D17YZ	(A)				D	E	F		1704-	
	8-97432-961-0		1				2801071-D17YZ	(A)				D	E	F		1704-	
79	--- Third cross beam assembly																
	8-97432-962-0		1				2801070-D17YZ					D	E	F		1704-	
80	--- Support																
	1-53167-610-0		4				2801072-CYZ14	(A)				D	E	F		1704-	
	1-53363-031-2		2				2801180-CYZ14	(B)				D	E	F		1704-	
81	--- Bolt																
	0-2095-1440-0		8				Q151B1440TF2	(A)M14X40				D	E	F		1704-	
	0-2095-1450-0		2				Q151B1450TF2	(B)M14X50					E	F		1704-	
	1-09000-147-0		2				2801175-CYZ14	(C)M14X205					E	F		1704-	
	9-9106-6455-0		4				Q151B1455T	(D)M14X55				D	E	F		1704-	
82	--- Nut																
	0-9111-0514-0		4				Q341B14	M14					E	F		1704-	
	0-9111-0514-0		12				Q341B14	M14				D	E	F		1704-	
83	--- Spring washer																
	0-9151-0614-0		12				Q40514	(A)Inner diameter=14.2				D	E	F		1704-	
	0-9161-4514-0		16				Q40014	(B)Inner diameter=15 Outer diameter=26				D	E	F		1704-	
84	--- Washer																
	8-98010-627-1		8				2801104-113	Inner diameter=15					E	F		1704-	
86	--- Fourth (tail) beam assembly																
	8-97432-945-0		1				2801090-D17YZ					D	E	F		1704-	
89	--- Nut																
	0-9111-0524-0		2				Q341B24T13(P=2.0)	M24	A	B	C					1704-	
96	--- Cushion block																
	1-53359-047-0		2				2912216-117		A	B	C					1704-	
97	--- Spring washer																
	0-9151-0514-0		4				Q40314	Inner diameter=14.2	A	B	C					1704-	
101	--- Front support-rear leaf spring																
	8-97432-089-0		2				2801111-CYR14		A	B	C					1704-	
102	--- Bolt																
	0-2095-1450-0		12				Q151B1450TF2	M14X50	A	B	C					1704-	
103	--- Front limit support-rear leaf spring																
	1-53356-057-0		2				2801115-113	(A)	A	B	C					1704-	
	--- Rear limit bracket - rear leaf spring																
	1-53357-037-0		2				2801114-CYR14	(B)	A	B	C					1704-	
105	--- Rear support-rear leaf spring																
	1-53354-066-2		2				2801112-CYR14		A	B	C					1704-	

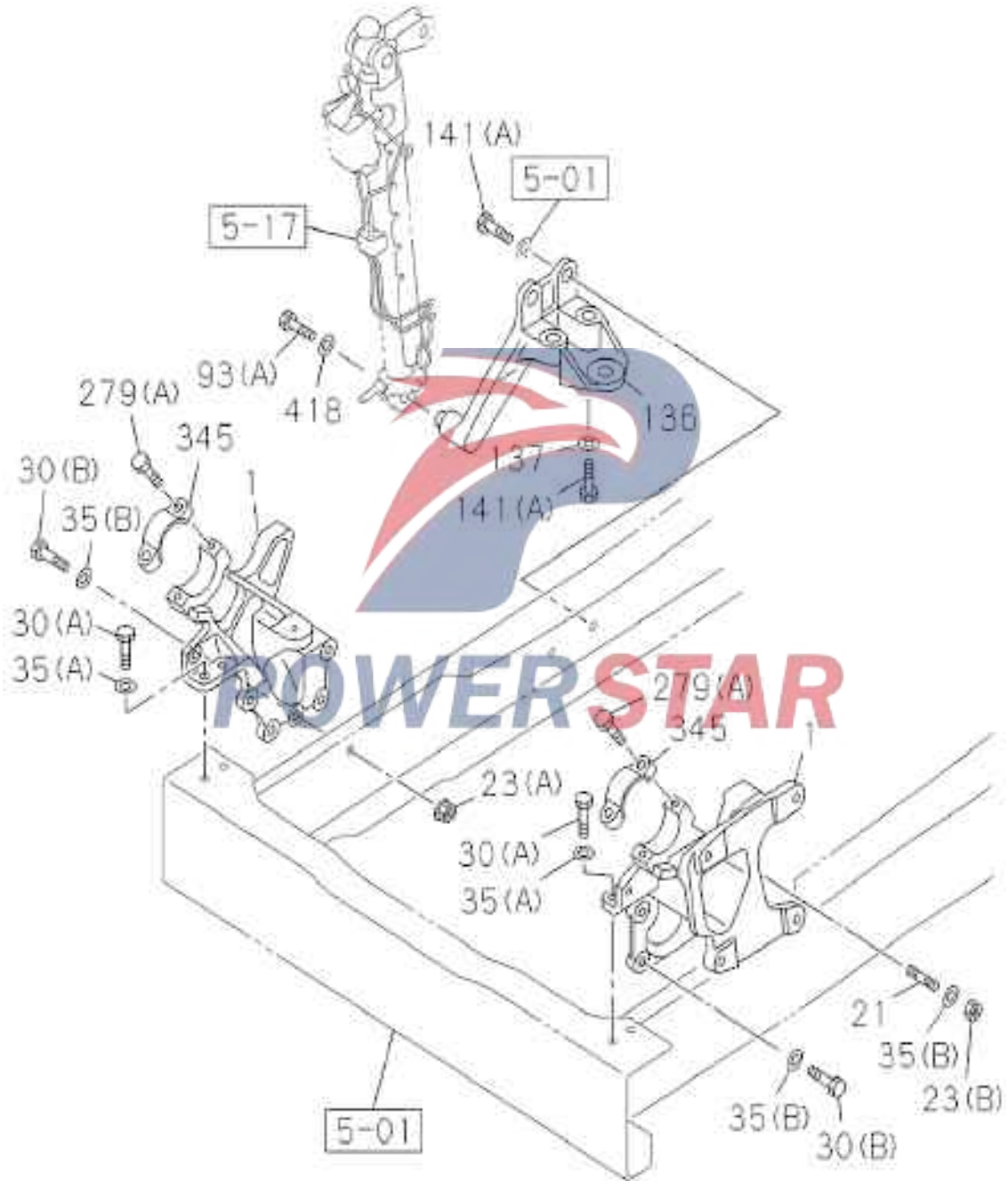
5-01		Frame and other parts												
Figure No.														
Index No.	Recommended grade/part name										Date of application	I T C		
	Part No.	L R	Q t y .	Qingling part No.	Remarks	Model applied								
						EXR 6W 420 height	EXR 6W 460 height	EXR 6U 380 height	EXZ 6U 380 height/reference	EXZ 6W 420 height			EXZ 6W 460 height	
A						B	C	D	E	F				
106	--- Bolt 0-2095-1450-0		12	Q151B1450TF2	M14X50		A	B	C				1704-	
109	--- Gasket 1-53359-061-1		2	2902301-117/C	T=4.5		A	B	C				1704-	
110	--- Bolt 1-09000-007-0		2	2902303-117/C			A	B	C				1704-	
111	--- Split pin 0-8112-3028-0		2		Outer diameter=2.8 L=28		A	B	C				1704-	
112	--- Bolt 0-2095-1435-0		4	Q151B1435T	M14X35		A	B	C				1704-	
117	--- Bolt 0-2095-1440-0		8	Q151B1440TF2	M14X40		A	B	C				1704-	
	0-2095-1440-0		8	Q151B1440TF2	M14X40		A	B	C				1704-	
118	--- Nut 0-9111-0514-0		8	Q341B14	M14		A	B	C				1704-	
	0-9111-0514-0		8	Q341B14	M14		A	B	C				1704-	
123	--- Nut 1-87223-647-0		6	Q32012			A	B	C		D	E	F	1704-
126	--- Washer 8-98010-627-1		24	2801104-113	Inner diameter=15		A	B	C				1704-	
127	--- Nut 0-9111-0514-0		12	Q341B14	M14		A	B	C				1704-	
	0-9111-0514-0		12	Q341B14	M14		A	B	C				1704-	
133	--- Rivet 0-6790-1334-0		1	679013340	(A)D13X34		A	B	C				1704-	
	0-6790-1334-0		1	679013340	(A)D13X34						D	E	F	1704-
	0-6790-1338-0		3	679013380	(B)D13X38		A	B	C				1704-	
	0-6790-1338-0		3	679013380	(B)D13X38						E	F	1704-	
	0-6790-1345-0		1	679013450	(C)D13X45		A	B	C				1704-	
	0-6790-1345-0		1	679013450	(C)D13X45						D	E	F	1704-
	0-6790-1348-0		3	679013480	(D)D13X48		A	B	C				1704-	
	0-6790-1348-0		3	679013480	(D)D13X48						D	E	F	1704-
148	--- Lower base plate - tail beam 1-53168-171-1		2	2801095-CYR14	(C)		A	B	C				1704-	
	--- Liner plate 8-97430-272-0		2	2801032-CYZ14	(A)		A	B	C				1704-	
	8-97430-272-0		2	2801032-CYZ14	(A)						D	E	F	1704-
	--- Lower base plate - beam 8-97623-201-0		2	2801174-CYZ14	(B)						D	E	F	1704-

5-01		Frame and other parts																				
Figure No.																						
Index No.	Recommended grade/part name										Date of application	I T C										
	Part No.	L R	Q t y .	Qingling part No.	Remarks	Model applied																
						EXR 6W 420 height	EXR 6W 460 height	EXR 6U 380 height	EXZ 6U 380 height/reference	EXZ 6W 420 height			EXZ 6W 460 height									
A						B	C	D	E	F												
151	---	Nut																				
	0-9111-0516-0		14	Q341B16	(C)					D	E	F	1704-									
					M16																	
	0-9111-0516-0		14	Q341B16	(C)					D	E	F	1704-									
					M16																	
151			12	Q361B16	(A)	A	B	C	D	E	F	1704-										
			20	Q361C16	(B)	A	B	C	D	E	F	1704-										
			22	Q361C16	(B)	A	B	C	D	E	F	1704-										
	152	---	Boom																			
			L	1	8200061-D15YR	(B)	A	B	C				1704-									
		R	1	8200062-CYR14	(B)	A	B	C				1704-										
		L	1	8200063-CYZ14	(B)				D	E	F	1704-										
		R	1	8200064-CYZ14	(B)				D	E	F	1704-										
155	---	Bolt																				
	0-2095-1640-0		14	Q151B1640T(9.8-level)	(A)					D	E	F	1704-									
					M16X40																	
	0-2095-1650-0		14	Q151B1650T	(A)					D	E	F	1704-									
					M16X50																	
155	0-2095-1650-0		12	Q151B1650T	(A)	A	B	C	D	E	F	1704-										
					M16X50																	
			22	Q150B1645TF2	(B)	A	B	C	D	E	F	1704-										
173	---	Right inner stiffener-rear section of girder																				
	8-97434-058-0	R	1	2801022-D15YR	(A)	A	B	C				1704-										
		R	1	2801022-D26YR	(A) Wheelbase (3900)	A						1704-										
173	---	Left inner stiffener - rear section of girder																				
	8-97434-059-0	L	1	2801021-D15YR	(A)	A	B	C				1704-										
		L	1	2801021-D26YR	(A) Wheelbase (3900)	A						1704-										
190	---	Rivet																				
	0-6790-1334-0		2	679013340	(A)	A	B	C				1704-										
					D13X34																	
	0-6790-1334-0		2	679013340	(A)					D	E	F	1704-									
					D13X34																	
	0-6790-1338-0		2	679013380	(B)	A	B	C				1704-										
					D13X38																	
	0-6790-1338-0		2	679013380	(B)						E	F	1704-									
					D13X38																	
	0-6790-1340-0		2	679013400	(C)	A	B	C				1704-										
190	0-6790-1340-0		2	679013400	(C)						E	F	1704-									
					D13X40																	
	0-6790-1348-0		2	679013480	(D)	A	B	C				1704-										
					D13X48																	
190	0-6790-1348-0		2	679013480	(D)						E	F	1704-									
					D13X48																	

5-01		Frame and other parts													
Figure No.															
Index No.	Recommended grade/part name														
	Part No.	L	Qty.	Qingling part No.	Remarks	Model applied						Date of application	I T C		
						EXR 6W 420 height	EXR 6W 460 height	EXR 6U 380 height	EXZ 6U 380 height/reference	EXZ 6W 420 height	EXZ 6W 460 height				
A	B	C	D	E	F										
201	--- Lower connecting plate - girder														
	8-97432-597-0		2	2801320-D17YZ					D	E	F	1704-			
	8980152622		2	2801320-CYR14		A	B	C							
			2	2801320-D26YR	(A) Wheelbase (3900)	A									
255	--- Washer														
	8-98010-627-1		24	2801104-113	Inner diameter=15	A	B	C				1704-			
	8-98010-627-1		6	2801104-113	Inner diameter=15				D	E	F	1704-			
	8-98010-627-1		8	2801104-113	Inner diameter=15					E	F	1704-			
	8-98010-627-1		8	2801104-113	Inner diameter=15				D			1704-			
	8-98010-627-1		4	2801104-113	Inner diameter=15					E	F	1704-			
263	--- Washer														
	8-98010-627-1		8	2801104-113	Inner diameter=15	A	B	C				1704-			
	8-98010-627-1		8	2801104-113	Inner diameter=15	A	B	C				1704-			
268	--- Washer														
			12	Q40316F9	(A)	A	B	C	D	E	F	1704-			
			20	Q40316F9	(A)	A	B	C	D	E	F	1704-			
	9-09851-935-0		14	5001223-D17YZ	(B) Inner diameter=17 Outer diameter=30				D	E	F	1704-			
	9-09851-935-0		14	5001223-D17YZ	(B) Inner diameter=17 Outer diameter=30				D	E	F	1704-			
281	--- Washer														
	0-9161-0614-0		4	Q40114	Inner diameter=15 Outer diameter=30 T=2.6	A	B	C				1704-			
495	--- Guide rail assembly														
			2	8200040-D17YZ		A	B	C	D	E	F	1704-			
496	--- Bolt														
			6	Q1841230		A	B	C	D	E	F	1704-			
			8	Q1841230		A	B	C				1704-			
	The following are new::														
	--- Frame assembly														
	8974332530		1	2800010-D15YR		A	B	C				1704-			
			1	2800010-D26YR	(A) Wheelbase (3900)	A						1704-			
			1	2800010-D16YR	4X2 (hazardous chemicals) 6W	A	B					1704-			
			1	2800910-D15YR	(Hazardous chemical)	A	B	C				1704-			
	8974323600		1	2800010-D17YZ					D	E	F	1704-			
			1	2800910-D17YZ	(Hazardous chemical)					E	F	1704-			
	8974332540		1	2800010-D15YZ					D			1704-			
			1	2800910-D15YZ	(Hazardous chemical)				D			1704-			

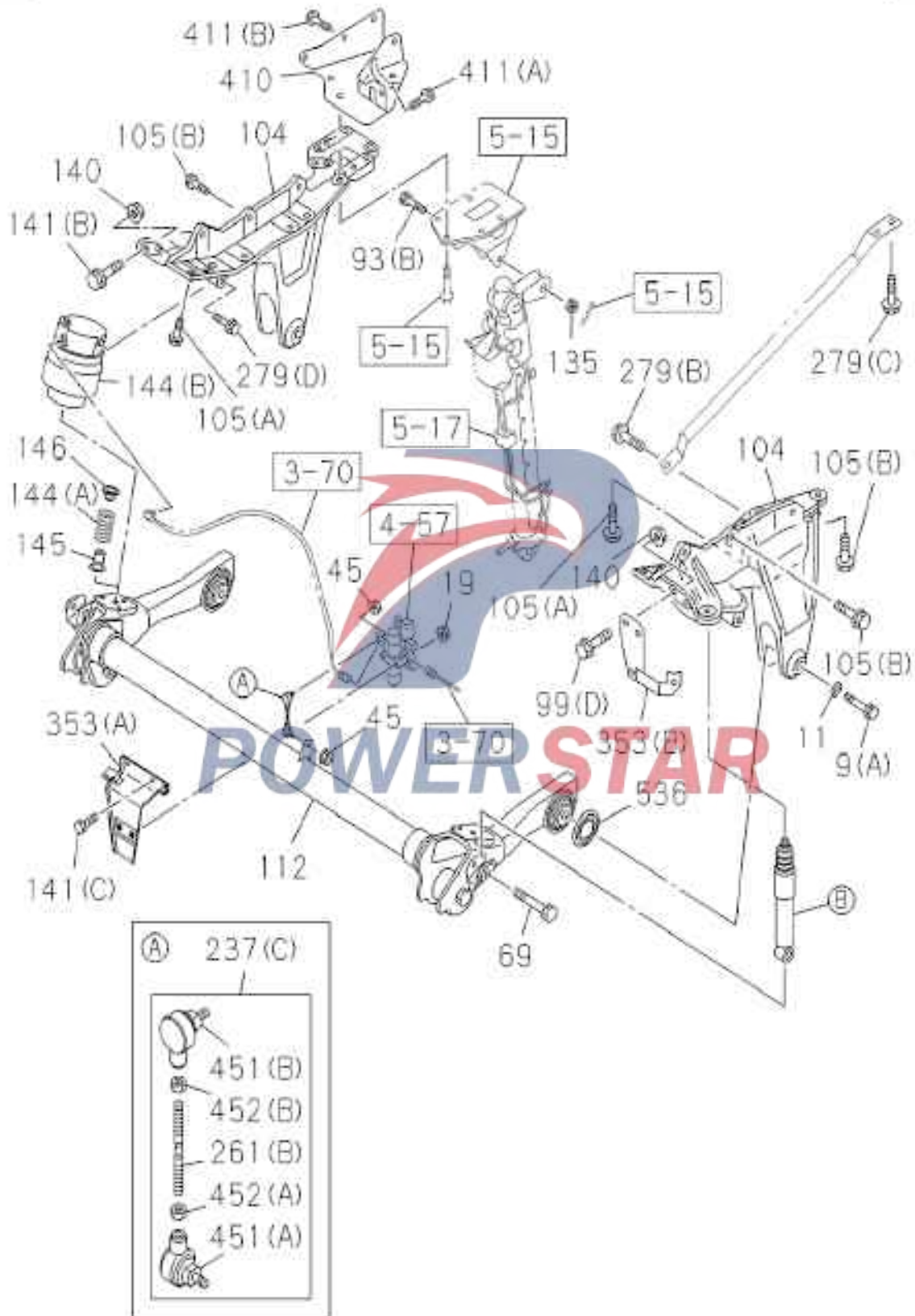
5-10 Installation of frame side cab

Figure No.



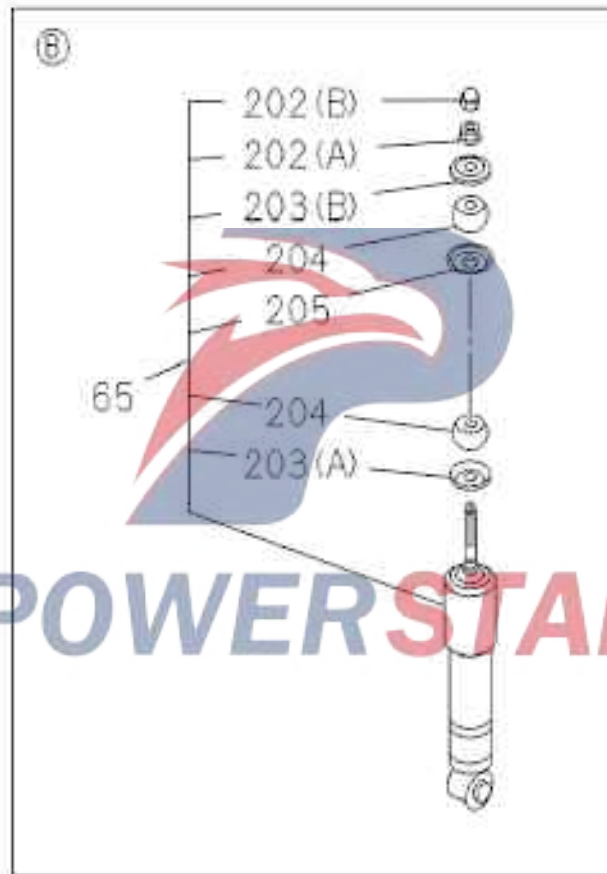
5-10 Installation of frame side cab

Figure No.



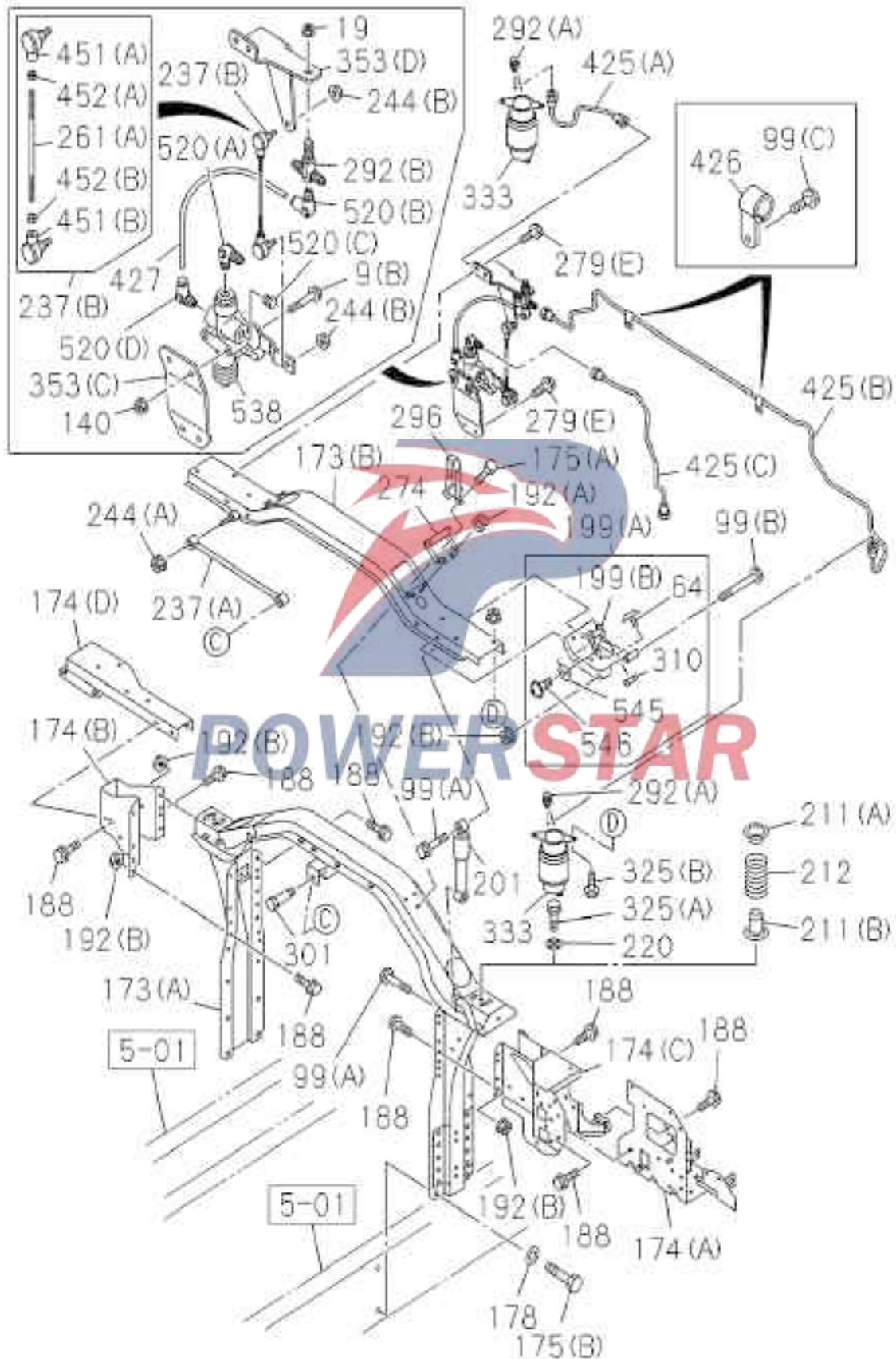
5-10 Installation of frame side cab

Figure No.



5-10 Installation of frame side cab

Figure No.



5-10		Installation of frame side cab														
Figure No.																
Index No.	Recommended grade/part name										Date of application	I T C				
	Part No.	L	R	Q	t	y	Qingling part No.	Remarks	Model applied							
									EXR 6W 420 height	EXR 6W 460 height			EXR 6U 380 height	EXZ 6U 380 height/reference	EXZ 6W 420 height	EXZ 6W 460 height
A	B	C	D	E	F											
1	Support assembly-cab installation															
	8-97432-191-0	L		1			5001011-D17YZ		A	B	C	D	E	F	1704-	
	8-97433-284-0	R		1			8203920-D17YZ		A	B	C	D	E	F	1704-	
9	Bolt															
	0-1085-6890-0			2			Q151B1890	(A)	A	B	C	D	E	F	1704-	
								M18X90								
	0-2805-0845-0			2			Q1840845	(B)			C		E	F	1704-	
								M8X45 reel								
11	Washer															
	1-09503-279-0			2			5002861-CYZ14	Inner diameter=19 Outer diameter=30	A	B	C	D	E	F	1704-	
19	Nut															
	0-9118-0212-0			1			Q32012T13F2(P=1.25)	M12 reel			C		E	F	1704-	
21	Bolt															
	1-09300-117-0			1			8202423-CYZ14	M16X50 L=74	A	B	C	D	E	F	1704-	
23	Nut															
	0-9111-0516-0			1			Q341B16	(B)	A	B	C	D	E	F	1704-	
								M16								
	0-9118-0216-0			11			Q32016T13(P=1.5)	(A)	A	B	C	D	E	F	1704-	
								M16 reel								
30	Bolt															
	0-2095-1450-0			4			Q151B1450TF2	(A)	A	B	C	D	E	F	1704-	
								M14X50								
	0-2095-1660-0			10				(B)	A	B	C	D	E	F	1704-	
								M16X60								
35	Washer															
	1-09503-316-0			11			8202422-CYZ14	(B)	A	B	C	D	E	F	1704-	
								Inner diameter=16.2								
	8-98010-627-1			4			2801104-113	(A)	A	B	C	D	E	F	1704-	
								Inner diameter=15								
45	Nut															
	1-09984-170-0			2			3703211-117/C	M5 reel			C		E	F	1704-	
64	Buffer block															
	8-98251-190-2			2			Separate part, included in assembly		A	B	C	D	E	F	1704-	
65	Damper assembly															
	8-98304-420-2			2			5002090-D17YZ		A	B	C	D	E	F	1704-	
69	Bolt															
	0-2805-1260-0			2			Q1841260(P=1.25)	M12X60 reel	A	B	C	D	E	F	1704-	
93	Bolt															
	0-8112-3025-0			1			5002939-CYZ14	(B)	A	B	C	D	E	F	1704-	
								Outer diameter=2.8 L=25								
	1-09000-283-0			1			8202418-CYZ14	(A)	A	B	C	D	E	F	1704-	
								M10X30								

Index No.	Recommended grade/part name										Date of application	I T C	
	Part No.	L R	Q t y .	Qingling part No.	Remarks	Model applied							
						EXR 6W 420 height A	EXR 6W 460 height B	EXR 6U 380 height C	EXZ 6U 380 height/reference D	EXZ 6W 420 height E			EXZ 6W 460 height F
99	--- Bolt												
	0-2805-6014-0		4		(B) M10X140 reel	A	B	C	D	E	F	1704-	
	0-2806-1260-0		4		(A) M12X60 reel	A	B	C	D	E	F	1704-	
	0-2865-0820-0		2	Q1840820	(C) M8X20 reel	A	B	C	D	E	F	1704-	
	0-2865-0825-0		2	Q1840825	(D) M8X25 reel			C		E	F	1704-	
104	--- Support assembly--cab installation												
	8-97430-200-0	R	1	5002985-CYZ14		A	B	C	D	E	F	1704-	
	8-97430-202-0	L	1	5002975-CYZ14		A	B	C	D	E	F	1704-	
105	--- Bolt												
	0-2865-1235-0		8	Q1841235(P=1.25)	(A) M12X35 reel	A	B	C	D	E	F	1704-	
	0-2866-1030-0		13	Q1841030T(P=1.25,9.8 level)	(B) M10X30 reel	A	B	C	D	E	F	1704-	
112	--- Boom assembly--cab tilting												
	8-97433-624-0		1	5002930-D17YZ		A	B		D			1704-	
	8-97433-625-0		1	5002940-D17YZ				C		E	F	1704-	
135	--- Nut												
	0-9111-6514-0		1	Q381B14T13(M14×1.5)	M14	A	B	C	D	E	F	1704-	
136	--- Support												
	8-97432-133-0		1	2801220-D17YZ		A	B	C				1704-	
137	--- Washer												
	8-98010-627-1		4	2801104-113	Inner diameter=15	A	B	C				1704-	
	8-98010-627-1		4	2801104-113	Inner diameter=15					E	F	1704-	
140	--- Nut												
	0-9118-0108-0		4	Q32008	M8 reel			C		E	F	1704-	
141	--- Bolt												
	0-2095-1450-0		4	Q151B1450TF2	(A)M14X50	A	B	C				1704-	
	0-2095-1450-0		4	Q151B1450TF2	(A)M14X50					E	F	1704-	
	0-2865-0820-0		2	Q1840820	(B)M8X20 Reel			C		E	F	1704-	
	0-2865-0825-0		2	Q1840825	(C)M8X25 Reel			C		E	F	1704-	
144	--- Air spring assembly												
	1-52110-142-4		2	8202910-CYZ14	(B) PT1/8 & PT1/8			C		E	F	1704-	
	8-98259-510-0		2	5002080-CYZ14	(A)	A	B		D			1704-	
145	--- Damping rubber												
	1-53366-139-0		2	5002089-CYZ14		A	B		D			1704-	

5-10		Installation of frame side cab											
Figure No.													
Index No.	Recommended grade/part name										Date of application	I T C	
	Part No.	L R	Q t y .	Qingling part No.	Remarks	Model applied							
						EXR 6W 420 height	EXR 6W 460 height	EXR 6U 380 height	EXZ 6U 380 height/reference	EXZ 6W 420 height			EXZ 6W 460 height
A	B	C	D	E	F								
146	--- Rubber seal 1-53366-138-0		2	5002088-CYZ14		A	B		D			1704-	
173	--- Support assembly					EXR 6U 380 height							
	8-97431-970-1		1	8202440-CYZ14B		A	B		D			1704-	
	8-97431-972-1		1	8202450-CYZ14B	(B)	A	B		D			1704-	
	8-97432-092-0		1	5001010-D17YZ	(A)			C		E	F	1704-	
	8-97433-631-0		1	5001020-D17YZ	(B)			C		E	F	1704-	
174	--- Boom--post-body installation												
	8-97432-096-0		1	5001023-D17YZ	(A)			C		E	F	1704-	
	8-97432-098-1		1	5001024-D34EZ	(B)	A	B	C	D	E	F	1704-	
	8-97433-632-0		1	5001024-D17YZ	(D)			C		E	F	1704-	
	8-97433-687-0		1	5001025-D34EZ	(C)	A	B	C	D	E	F	1704-	
175	--- Bolt												
	0-2085-1025-0		6		(A)	A	B	C	D	E	F	1704-	
	0-2095-1445-0		8		(B)	A	B		D			1704-	
					M14X45								
	0-2885-1445-0		8		(B)			C		E	F	1704-	
					M14X45 reel								
178	--- Washer												
	8-98010-627-1		8	2801104-113	Inner diameter=15	A	B		D			1704-	
188	--- Bolt												
	0-2865-1025-0		20	Q1841025(P=1.25)	M10X25 reel	A	B	C	D	E	F	1704-	
192	--- Nut												
	0-9118-0108-0		2	Q32008	(A)			C		E	F	1704-	
					M8 reel								
	0-9118-0108-0		8	Q32008	(A)	A	B	C	D	E	F	1704-	
					M8 reel								
	0-9118-0210-0		8	Q32010T13F2(P=1.25)	(B)	A	B	C	D	E	F	1704-	
					M10 reel								
199	--- Support assembly-cab installation												
	8-98251-185-3		1		(B)	A	B	C	D	E	F	1704-	
	8-98352-022-0		2	8202490-D17YZ	(A)	A	B	C	D	E	F	1704-	
201	--- Damper assembly												
	8-98304-422-0		2	8202520-D17YZ		A	B	C	D	E	F	1704-	
202	--- Damper nut												
			2	Q32010(P=1.25)	(A)	A	B	C	D	E	F	1704-	
					M10 reel								
	8-98348-441-0		2		(B)	A	B	C	D	E	F	1704-	
					M10								
203	--- Rubber damping washer												
	1-51631-005-0		2		(A)Inner diameter=10.8 Outer diameter=38 T=6	A	B	C	D	E	F	1704-	
	1-51631-104-0		2		(B)Inner diameter=10 Outer diameter=38 T=5	A	B	C	D	E	F	1704-	

Figure No.

Index No.	Recommended grade/part name					Model applied						Date of application	I T C
	Part No.	L R	Q t y .	Qingling part No.	Remarks	EXR 6W 420 height	EXR 6W 460 height	EXR 6U 380 height	EXZ 6U 380 height/reference	EXZ 6W 420 height	EXZ 6W 460 height		
						A	B	C	D	E	F		
204	--- Rubber damping pad 1-51631-004-0		4		KYB	A	B	C	D	E	F	1704-	
205	--- Rubber damping washer 1-51631-023-0		2			A	B	C	D	E	F	1704-	
211	--- Rubber pad 1-53366-128-0		2	8202503-CYZ14	(B)	A	B		D			1704-	
	1-53366-132-1		2	8202504-CYZ14	(A)	A	B		D			1704-	
212	--- Spiral spring 1-09580-515-0		2	8202502-CYZ14		A	B		D			1704-	
220	--- Guide tube – air spring 1-53458-648-1		2	5002822-CYZ14				C		E	F	1704-	
237	--- Connecting rod assembly 1-33670-407-0		1	5002810-CYZ14	(B)			C		E	F	1704-	
	1-33671-987-0		1	8202590-CYZ14	(C)			C		E	F	1704-	
	8-98237-283-0		1	8202510-CYZ14	(A)	A	B	C	D	E	F	1704-	
244	--- Nut 0-9118-0216-0		1	Q32016T13(P=1.5)	(A)	A	B	C	D	E	F	1704-	
	1-09984-170-0		2	3703211-117/C	(B) M16 reel			C		E	F	1704-	
261	--- Connecting rod 0-8410-0506-0		1		(B)	A	B	C	D	E	F	1704-	
	9-08410-514-0		1		(A)	A	B	C	D	E	F	1704-	
274	--- Locking device 8-98259-740-0		2	8202470-CYZ14		A	B	C	D	E	F	1704-	
279	--- Bolt 0-2805-0816-0		4	Q1840816	(D)M8X16 Reel			C		E	F	1704-	
	0-2805-0825-0		2	Q1840825	(E)M8X25 Reel			C		E	F	1704-	
	0-2805-1025-0		4	Q1841025(P=1.25)	(C)M10X25 Reel	A	B	C	D	E	F	1704-	
	0-2806-1240-0		4		(A)M12X40 Reel	A	B	C	D	E	F	1704-	
	0-2865-0820-0		2	Q1840820	(B)M8X20 Reel			C		E	F	1704-	
292	--- Connector 1-09650-430-0		2	8100686-CYZ14	(A) M12 & PT1/4 Elbow	A	B	C	D	E	F	1704-	
	1-09656-655-0		1	5002834-CYZ14	(B) M12X2 & PT1/8 3 Direction	A	B	C	D	E	F	1704-	
296	--- Locking device – upper part 8-98237-280-0		2	8202460-CYZ14		A	B	C	D	E	F	1704-	
301	--- Assembly bolt 1-53459-498-1		1	8202501-CYZ14	M12X57.5	A	B	C	D	E	F	1704-	
310	--- Nut 0-9118-0108-0		2	Q32008	M8 reel	A	B	C	D	E	F	1704-	

5-10		Installation of frame side cab																				
Figure No.																						
Index No.	Recommended grade/part name										Date of application	I T C										
	Part No.	L	R	Q	t	y	Qingling part No.	Remarks	Model applied													
									EXR 6W 420 height	EXR 6W 460 height			EXR 6U 380 height	EXZ 6U 380 height/reference	EXZ 6W 420 height	EXZ 6W 460 height						
A	B	C	D	E	F																	
325	--- Bolt																					
	0-2865-0820-0			2			Q1840820	(A)														1704-
								M8X20 reel														
	1-09030-027-0			4			1301029-CYZ14	(B)														1704-
								M8X25														
333	--- Air spring assembly																					
	8-98304-418-1			2			5002821-D17YZ		A	B	C	D	E	F								1704-
345	--- Cover-cab installation support																					
	1-53458-336-3			2			8202424-CYZ14		A	B	C	D	E	F								1704-
353	--- Support																					
	8-97431-139-0			1			5002950-CYZ14	(B)	A	B	C	D	E	F								1704-
	8-97432-099-0			1			5002860-D17YZ	(A)														1704-
	8-98237-287-0			1			5002832-CYZ14	(D)														1704-
	8-98237-288-1			1			5002833-CYZ14	(C)														1704-
410	--- Stiffener assembly -- tilting device																					
	8-97430-075-0	R		1			5002990-CYZ14B		A	B	C	D	E	F								1704-
	8-98054-960-3	L		1			5002890-CYZ14B		A	B	C	D	E	F								1704-
411	--- Bolt																					
	0-2865-0820-0			6			Q1840820	(A)	A	B	C	D	E	F								1704-
								M8X20 reel														
	0-2866-1030-0			6			Q1841030(TP=1.25,9.8 level)	(B)	A	B	C	D	E	F								1704-
								M10X30 reel														
418	--- Washer																					
	0-9161-4810-0			1			Q40210	Inner diameter=10.5 Outer diameter=32	A	B	C	D	E	F								1704-
425	--- Air pipe assembly																					
	8-97433-903-0			1			5001651-D17YZ	(C)	A	B	C	D	E	F								1704-
	8-98237-285-0			1			5002836-CYZ14	(A)	A	B	C	D	E	F								1704-
	8-98237-286-0			1			5002837-CYZ14	(B)	A	B	C	D	E	F								1704-
426	--- Clip																					
	0-9523-4635-0			2			5002838-CYZ14	I.D.=7 L=20	A	B	C	D	E	F								1704-
427	--- Nylon hose																					
	1-09389-008-0			1			5002831-CYZ14		A	B	C	D	E	F								1704-
451	--- Ball head																					
	1-09760-103-2			1				(A)	A	B	C	D	E	F								1704-
	1-09760-103-2			1				(A)	A	B	C	D	E	F								1704-
	1-09760-104-2			1				(B)	A	B	C	D	E	F								1704-
	1-09760-104-2			1				(B)	A	B	C	D	E	F								1704-
452	--- Nut																					
	0-9111-0505-0			1				(A)M5														1704-
	0-9111-0505-0			1				(A)M5														1704-
	9-09840-277-0			1				(B)M5 LH														1704-
	9-09840-277-0			1				(B)M5 LH														1704-

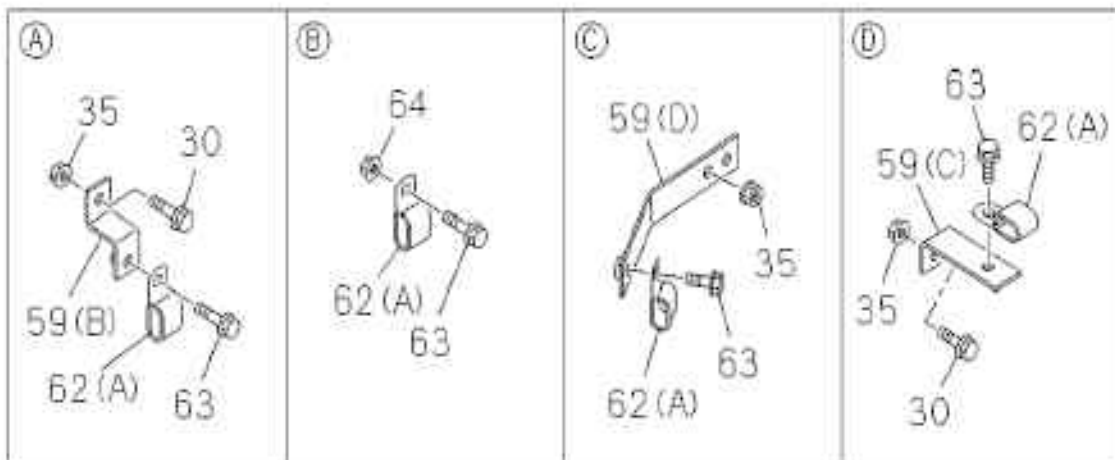
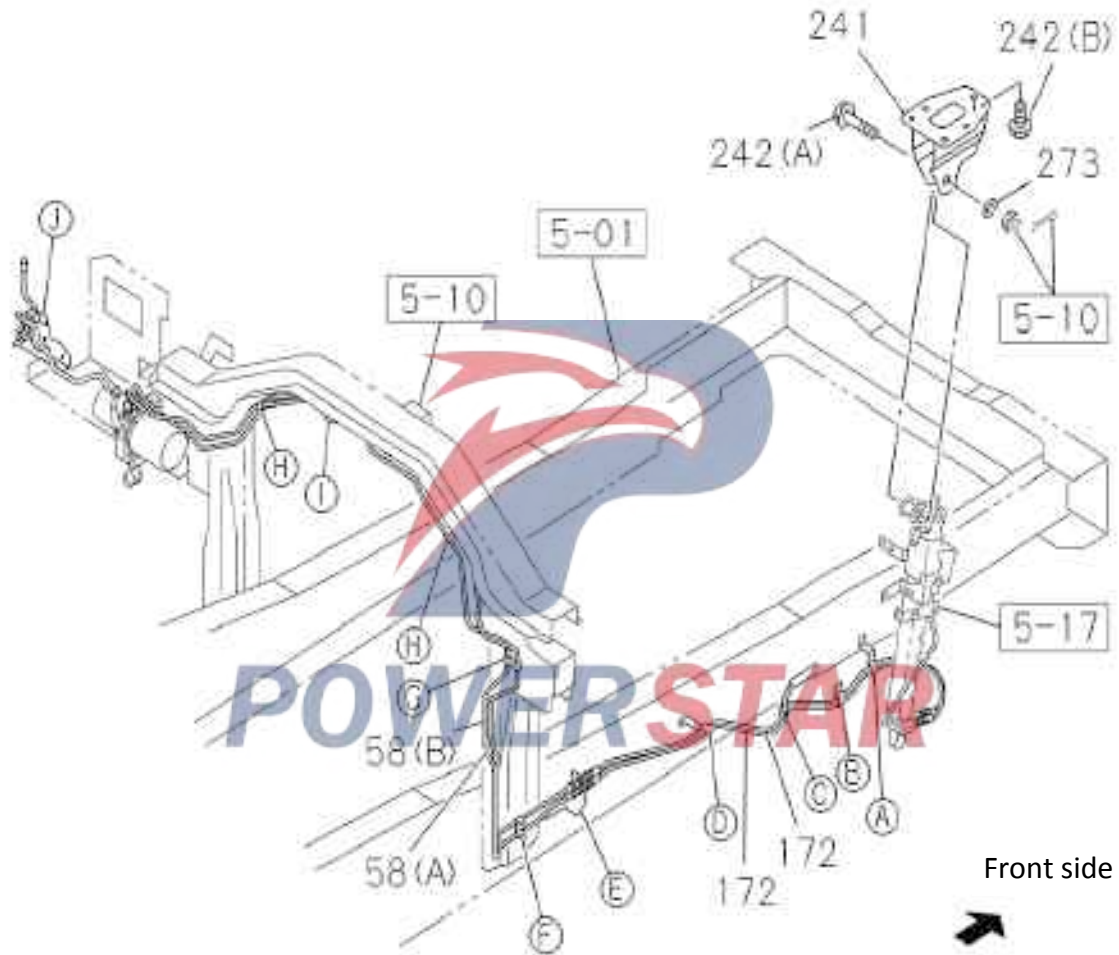
Figure No.

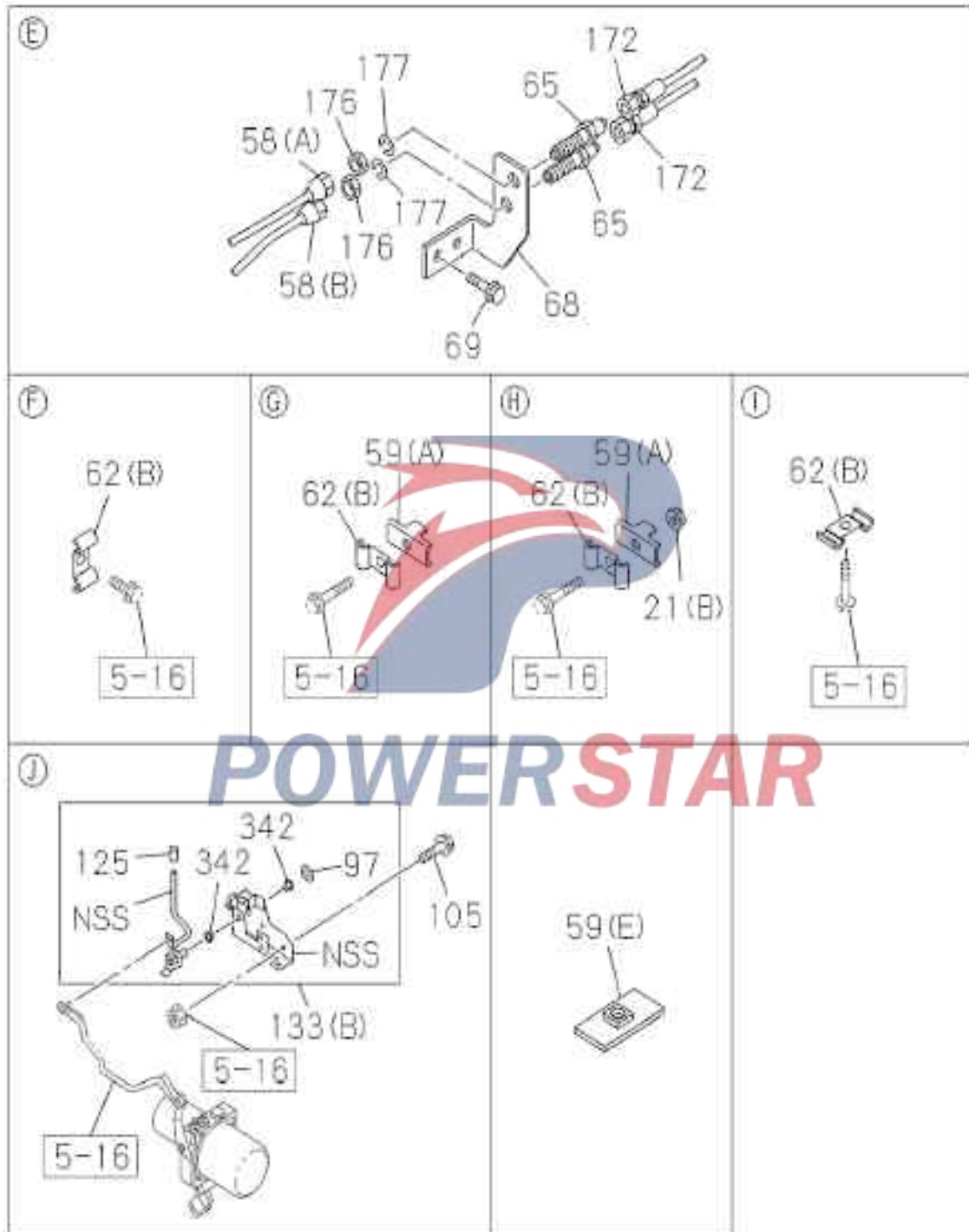
Index No.	Recommended grade/part name						Model applied						Date of application	I T C
	Part No.	L	Q t y .	Qingling part No.	Remarks	EXR 6W 420 height	EXR 6W 460 height	EXR 6U 380 height	EXZ 6U 380 height/reference	EXZ 6W 420 height	EXZ 6W 460 height			
						A	B	C	D	E	F			
520	--- Connector 1-09650-430-0		1	8100686-CYZ14	(A) M12 & PT1/4 Elbow	A	B	C	D	E	F	1704-		
	1-26239-027-0		1	5002839-CYZ14	(C)	A	B	C	D	E	F	1704-		
	8-97431-409-0		1	5002113-CYZ14	(D)	A	B	C	D	E	F	1704-		
	8-97431-410-0		1	5002111-CYZ14	(B) DIN6 & R1/4 Elbow	A	B	C	D	E	F	1704-		
536	--- Washer 1-53458-281-1		2	5002862-CYZ14	Inner diameter=34.5	A	B	C	D	E	F	1704-		
538	--- Valve-cab height adjustment 8-98237-292-1		1	5002825-CYZ14		A	B	C	D	E	F	1704-		
545	--- Stop block 8-98251-189-0		1			A	B	C	D	E	F	1704-		
546	--- Screw 0-3623-0612-0		1		M6X12	A	B	C	D	E	F	1704-		

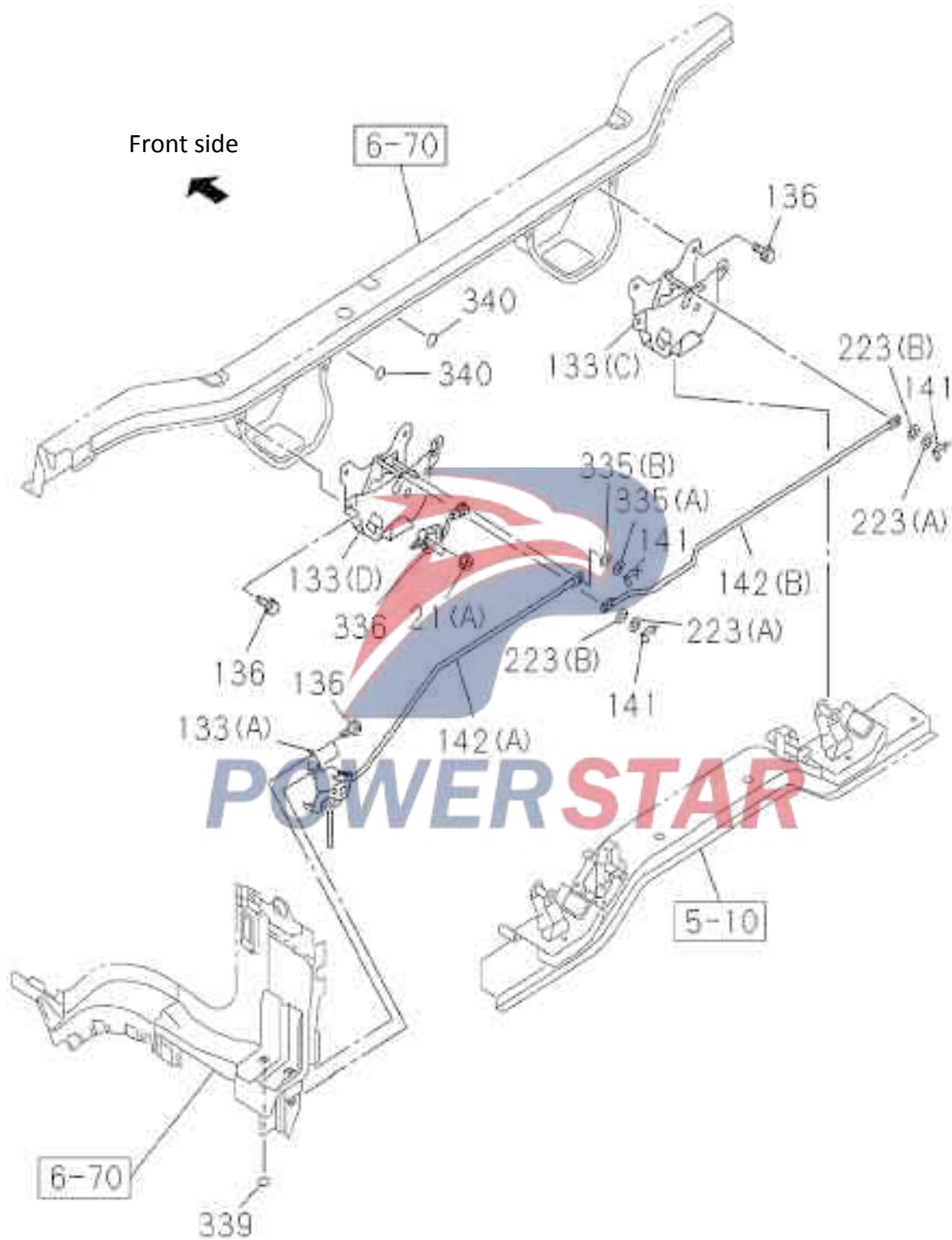


5-15 Cab-side cab installation

Figure No.







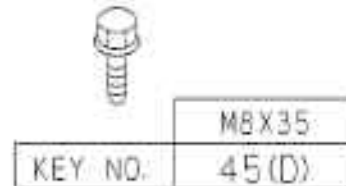
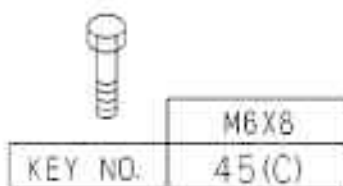
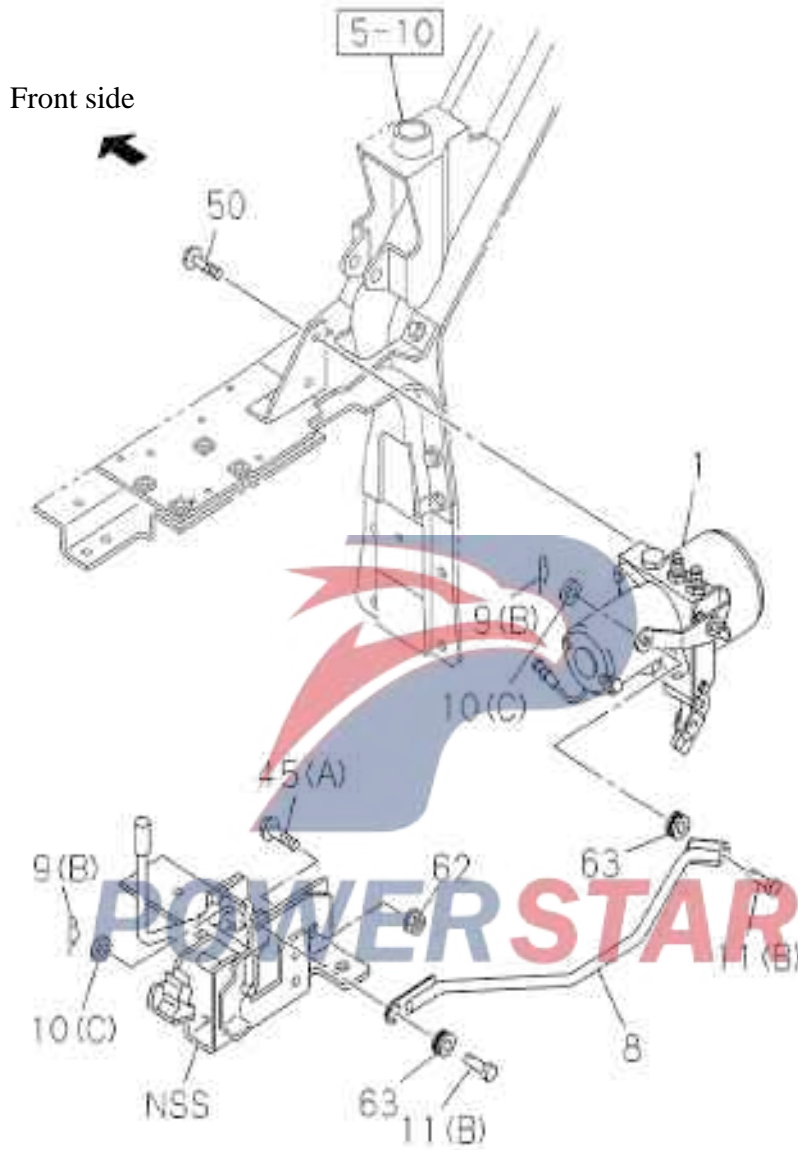
5-15		Cab-side cab installation																			
Figure No.																					
Index No.	Recommended grade/part name										Date of application	I T C									
	Part No.	L	Q	t	y	Qingling part No.	Model applied														
							EXR 6W 420 height	EXR 6W 460 height	EXR 6U 380 height	EXZ 6U 380 height/reference			EXZ 6W 420 height	EXZ 6W 460 height							
A	B	C	D	E	F																
21	--- Nut																				
	0-9118-0106-0		2			Q32006	(A)	A	B	C	D	E	F	1704-							
							M6 reel														
	0-9118-0108-0		2			Q32008	(B)	A	B	C	D	E	F	1704-							
							M8 reel														
30	--- Bolt																				
	0-2865-0830-0		2			Q1840830	M8X30 reel	A	B	C	D	E	F	1704-							
35	--- Nut																				
	0-9118-0108-0		3			Q32008	M8 reel	A	B	C	D	E	F	1704-							
58	--- Hard pipe assembly-oil inlet																				
	8-97430-345-0		1			8202531-CYZ14	(A)	A	B		D			1704-							
							L=2446														
	8-97430-348-0		1			8202532-CYZ14	(B)	A	B		D			1704-							
							L=2442														
	8-97432-372-0		1			8202531-D17YZ	(A)			C		E	F	1704-							
	8-97432-373-0		1			8202532-D17YZ	(B)			C		E	F	1704-							
59	--- Support																				
	1-47475-299-2		1			1109225-CYZ14	(E)L=50	A	B	C	D	E	F	1704-							
	1-47475-427-1		4			3506012-117	(A)			C		E	F	1704-							
	1-47475-427-1		4			3506012-117	(A)	A	B		D			1704-							
	1-47478-323-0		1			8202541-CYZ14	(C)L=75	A	B	C	D	E	F	1704-							
	8-97430-343-0		1			8202551-CYZ14	(D)	A	B	C	D	E	F	1704-							
	8-97624-332-0		1			8202543-CYZ14	(B)	A	B	C	D	E	F	1704-							
62	--- Clip																				
	0-9532-5035-0		4			8202538-CYZ14	(A)Inner diameter=11X2 L=20	A	B	C	D	E	F	1704-							
	1-09700-745-0		5			8202534-CYZ14	(B)Inner diameter=7&7 L=17.5 & 17.5	A	B	C	D	E	F	1704-							
63	--- Bolt																				
	0-2865-0820-0		4			Q1840820	M8X20 reel	A	B	C	D	E	F	1704-							
64	--- Nut																				
	0-9118-0108-0		1			Q32008	M8 reel	A	B	C	D	E	F	1704-							
65	--- Connector																				
	0-9211-3306-0		2			8202535-CYZ14	M12 L=66.5	A	B	C	D	E	F	1704-							
68	--- Support																				
	8-98147-166-0		1			8202536-CYZ14		A	B	C	D	E	F	1704-							
69	--- Bolt																				
	0-2865-0830-0		2			Q1840830	M8X30 reel	A	B	C	D	E	F	1704-							
97	--- Nut																				
	8-97022-566-0		1				Inner diameter=9.9	A	B	C	D	E	F	1704-							
105	--- Bolt																				
	0-2805-0820-0		2			Q1840820	M8X20 reel	A	B	C	D	E	F	1704-							
125	--- Rubber cover																				
	8-94207-303-0		1			1301315-D17YZ	Inner diameter=9.0	A	B	C	D	E	F	1704-							

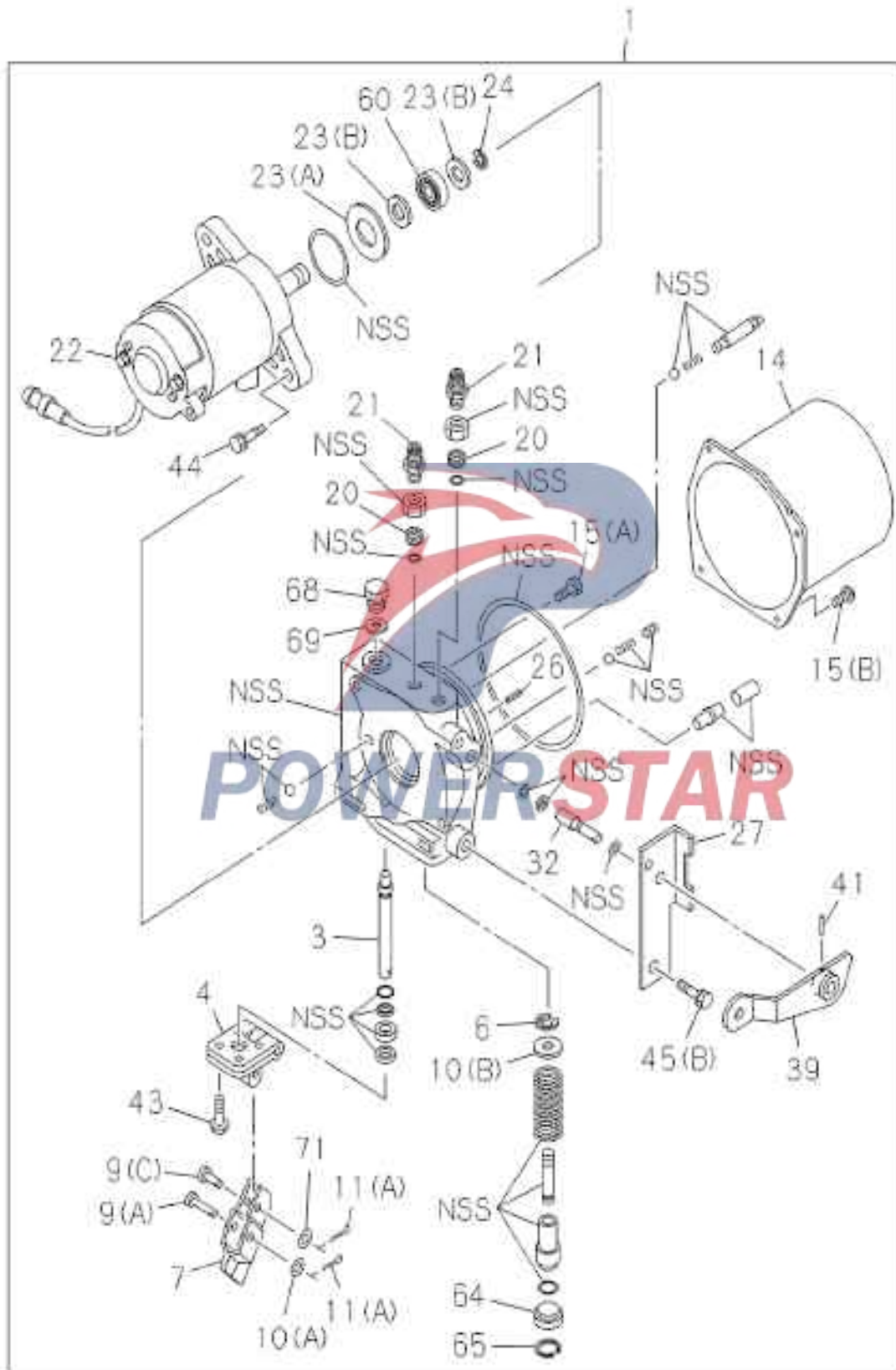
5-15		Cab-side cab installation																		
Figure No.																				
Index No.	Recommended grade/part name										Date of application	I T C								
	Part No.	L	Q t y .	Qingling part No.	Remarks	Model applied														
						EXR 6W 420 height	EXR 6W 460 height	EXR 6U 380 height	EXZ 6U 380 height/reference	EXZ 6W 420 height			EXZ 6W 460 height							
A	B	C	D	E	F															
133	--- Control lever assembly																			
	8-97608-198-0		1	8202412-D17YZ	(B)	A	B	C	D	E	F	1704-								
	--- Right torsion lock assembly - cab																			
	8-98197-205-3		1	5002020-D17YZ	(C)	A	B	C	D	E	F	1704-								
	--- Support assembly																			
	8-98197-209-1		1	8202620-D17YZ	(A)	A	B	C	D	E	F	1704-								
	--- Left torsion lock mechanism assembly																			
	8-98248-378-4		1	5002110-D17YZ	(D)	A	B	C	D	E	F	1704-								
136	--- Bolt																			
	0-2865-0820-0		8	Q1840820	M8X20 reel	A	B	C	D	E	F	1704-								
	0-2865-0820-0		2	Q1840820	M8X20 reel	A	B	C	D	E	F	1704-								
141	--- Snap pin																			
	8-98039-045-1		1	5002611-P301	L=25.3	A	B	C	D	E	F	1704-								
	8-98039-045-1		2	5002611-P301	L=25.3	A	B	C	D	E	F	1704-								
142	--- Connection rod between hooks																			
			1	8202610-D17YZ	(A)			C		E	F	1704-								
			1	8202610-D34EZ	(A)	A	B		D			1704-								
			1	8202591-CYZ14	(B)	A	B	C	D	E	F	1704-								
172	--- Hose assembly																			
	8-97431-504-0		1	8202537-CYZ14		A	B	C	D	E	F	1704-								
	8-97431-504-0		1	8202537-CYZ14		A	B	C	D	E	F	1704-								
176	--- Nut																			
	9-09840-280-0		2	Q351C12	M12	A	B	C	D	E	F	1704-								
177	--- Spring washer																			
	0-9151-0512-0		2	Q40312	Inner diameter=12.2	A	B	C	D	E	F	1704-								
223	--- Washer																			
	0-9161-0508-0		2	Q40008	(A) Inner diameter=8.4 Outer diameter=16	A	B	C	D	E	F	1704-								
	8-98294-541-0		2	5002612-D17YZ	(B) Inner diameter=8.5 Outer diameter=16	A	B	C	D	E	F	1704-								
241	--- Support																			
	8-97432-100-0		1	5003920-D17YZ		A	B	C	D	E	F	1704-								
242	--- Bolt																			
	0-2866-1035-0		5	Q1841035	(B)M10X35 Reel	A	B	C	D	E	F	1704-								
	1-53458-633-0		1	5002937-CYZ14	(A)M14X70	A	B	C	D	E	F	1704-								
273	--- Spring washer																			
	0-9151-0814-0		1	Q40514	Inner diameter=14.2	A	B	C	D	E	F	1704-								
335	--- Washer																			
	0-9161-0508-0		1	Q40008	(A)Inner diameter=8.4 Outer diameter=16	A	B	C	D	E	F	1704-								
	8-98294-541-0		1	5002612-D17YZ	(B)Inner diameter=8.5 Outer diameter=16	A	B	C	D	E	F	1704-								
336	--- Switch-cab tilting lock																			
	8-98212-969-0		1	5002120-D17YZ		A	B	C	D	E	F	1704-								

Figure No.

Index No.	Recommended grade/part name					Model applied						Date of application	I T C
	Part No.	L R	Q t y .	Qingling part No.	Remarks	EXR 6W 420 height	EXR 6W 460 height	EXR 6U 380 height	EXZ 6U 380 height/reference	EXZ 6W 420 height	EXZ 6W 460 height		
						A	B	C	D	E	F		
339	--- Sealing cover piece 1-76798-019-0		2	8200143-803	Outer diameter=25 Black	A	B		D			1704-	
340	--- Sealing cover piece 1-76798-019-0		2	8200143-803	Outer diameter=25 Black	A	B		D			1704-	
342	--- Bushing 9-33659-249-0		2		T=6 Outer diameter=17.5	A	B	C	D	E	F	1704-	

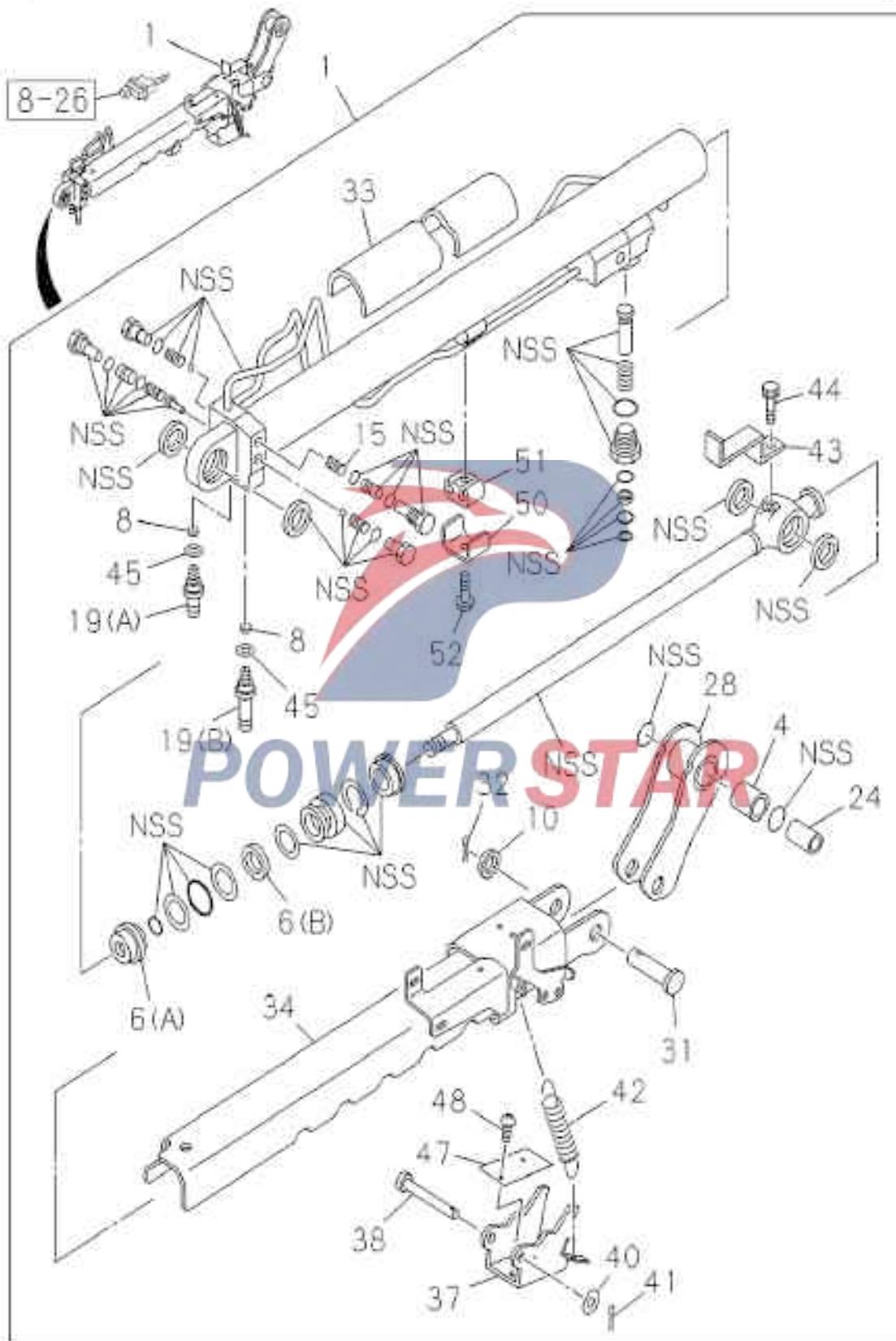






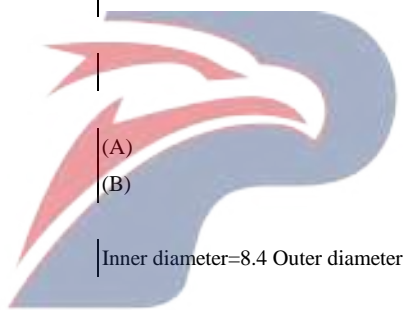
5-16		Cab filter oil pump												
Figure No.														
Index No.	Recommended grade/part name										Date of application	I T C		
	Part No.	L R	Q t y .	Qingling part No.	Remarks	Model applied								
						EXR 6W 420 height	EXR 6W 460 height	EXR 6U 380 height	EXZ 6U 380 height/reference	EXZ 6W 420 height			EXZ 6W 460 height	
A	B	C	D	E	F									
1	--- Cab tilting pump assembly 8-98237-300-0		1										1704-	
3	--- Manual piston 1-53457-204-0		1										1704-	
4	--- Oil pump bracket 1-53457-205-0		1										1704-	
6	--- Snap ring 1-53457-21-00		1		Left rear secondary brake shoe(rear axle)								1704-	
7	--- Oil pump socket 1-53457-207-0		1		Left front secondary brake shoe (middle axle) Right leading shoe(rear axle)								1704-	
8	--- Pull rod assembly-tilting cylinder 8-97432-090-0		1	8202413-D17YZ	Left leading shoe(rear axle)								1704-	
9	--- Pin 1-53458-057-0 1-53458-060-0		2 1 1	8101194-117/C	(B) L=27.7 (C) (A)								1704- 1704- 1704-	
10	--- Washer 1-53457-211-0 1-53458-013-0		2 1 1	Q40208	(C) Inner diameter=8.4 Outer diameter=22 (B) (A)								1704- 1704- 1704-	
11	--- Oil pump cotter pin 1-53457-209-0		2 2	Q5100817	(B)Outer diameter=8 L=17 (A)								1704- 1704-	
14	--- Oil pump tank 8-98249-571-0		1		T=16 intermediate axle 's rear brake shoe								1704-	
15	--- Storage tank bolts 1-53458-005-0 1-53458-433-0		4 2		(B)M5X8 (A)M5X8								1704- 1704-	
20	--- Oil pump filter 1-53457-081-0		2										1704-	
21	--- Oil pump connector 1-53458-941-0		2		M12								1704-	
22	--- Oil pump motor 1-53457-080-0		1										1704-	
23	--- Motor washer 1-53458-018-0 8-97613-686-0		1 2		(A) (B)								1704- 1704-	
24	--- Motor snap ring 1-53458-044-0		1										1704-	
26	--- Oil pump spring pin 1-53458-038-0		1										1704-	

5-16		Cab filter oil pump												
Figure No.														
Index No.	Recommended grade/part name										Date of application	I T C		
	Part No.	L	Q t y .	Qingling part No.	Remarks	Model applied								
						EXR 6W 420 height	EXR 6W 460 height	EXR 6U 380 height	EXZ 6U 380 height/reference	EXZ 6W 420 height			EXZ 6W 460 height	
A						B	C	D	E	F				
27	Oil pump cover 1-53458-568-0		1				A	B	C	D	E	F	1704-	
32	Oil pump valve 1-53458-569-0		1				A	B	C	D	E	F	1704-	
39	Oil pump rod 1-53458-567-0		1				A	B	C	D	E	F	1704-	
41	Control rod spring pin 1-53458-019-0		1				A	B	C	D	E	F	1704-	
43	Rod bolt 1-53457-206-0		3		M5X16		A	B	C	D	E	F	1704-	
44	Motor bolt 1-53458-007-0		2		M6X20		A	B	C	D	E	F	1704-	
45	Bolt		2	Q1840840	(B) M8X40 reel		A	B	C	D	E	F	1704-	
			1	Q1840820	(A) M8X20 reel		A	B	C	D	E	F	1704-	
			2	Q1840835	(D) M8X35 reel		A	B	C	D	E	F	1704-	
	1-53458-004-0		2		(C) M6X8		A	B	C	D	E	F	1704-	
50	Bolt 0-2805-1016-0		2	Q1841016(P=1.25)	M10X16 reel		A	B	C	D	E	F	1704-	
60	Oil pump bearing 1-53458-423-0		1				A	B	C	D	E	F	1704-	
62	Nut 0-9118-0108-0		2	Q32008	M8 reel		A	B	C	D	E	F	1704-	
63	Bushing 1-09983-010-0		2	8202415-CYZ14	Inner diameter=10 Outer diameter=23 T=8		A	B	C	D	E	F	1704-	
64	Oil pump sleeve 8-98249-572-0		1				A	B	C	D	E	F	1704-	
65	Sleeve snap ring 1-53458-570-0		1				A	B	C	D	E	F	1704-	
68	Filter plug 1-53458-428-0		1				A	B	C	D	E	F	1704-	
69	Filler plug gasket 1-53458-427-0		1				A	B	C	D	E	F	1704-	
71	Thrust nut 1-53457-208-0		1				A	B	C	D	E	F	1704-	



5-17 Cab tilting cylinder

Index No.	Recommended grade/part name					Model applied						Date of application	I T C	
	Part No.	L R	Q t y .	Qingling part No.	Remarks	EXR 6W 420 -Height	EXR 6W 460 -Height	EXR 6U 380 -Height	EXZ 6U 380 height/reference	EXZ 6W 420 height	EXZ 6W 460 height			
						A	B	C	D	E	F			
1	Oil cylinder--tilting mechanism													
	8-98208-781-4		1	5002920-D17YZ		A	B	C	D	E	F	1704-		
4	Cylinder liner													
	1-53458-405-0		1			A	B	C	D	E	F	1704-		
6	Cylinder piston													
	8-98278-664-0		1	(B)		A	B	C	D	E	F	1704-		
	8-98278-665-0		1	(A)		A	B	C	D	E	F	1704-		
8	Cylinder filter													
	1-53458-102-0		2			A	B	C	D	E	F	1704-		
10	Cylinder gasket													
	1-53458-401-0		1			A	B	C	D	E	F	1704-		
15	Split pieces													
	1-53458-203-0		1			A	B	C	D	E	F	1704-		
19	Cylinder connector													
	1-53457-044-0		1	(A)		A	B	C	D	E	F	1704-		
	1-53457-045-0		1	(B)		A	B	C	D	E	F	1704-		
24	Rod strap													
	1-53458-398-0		1	Inner diameter=8.4 Outer diameter =22		A	B	C	D	E	F	1704-		
28	Cylinder lever													
	8-98278-671-0		1			A	B	C	D	E	F	1704-		
31	Cylinder pin													
	8-98278-672-0		1			A	B	C	D	E	F	1704-		
32	Pin													
	1-53457-171-0		1			A	B	C	D	E	F	1704-		
33	cylinder cover													
	8-98278-669-0		1			A	B	C	D	E	F	1704-		
34	Cylinder brake													
	8-98278-670-0		1			A	B	C	D	E	F	1704-		
37	Limit lever													
	8-98278-673-0		1			A	B	C	D	E	F	1704-		
38	Stop pin													
	8-98278-674-0		1			A	B	C	D	E	F	1704-		
40	Stop pin washer													
	8-98288-435-0		1			A	B	C	D	E	F	1704-		
41	cotter pin													
	1-53458-545-0		1			A	B	C	D	E	F	1704-		
42	Locking lever spring													
	1-53457-168-0		1			A	B	C	D	E	F	1704-		
43	Switch board													
	8-98278-675-0		1			A	B	C	D	E	F	1704-		
44	Switch board bolt													
	1-53458-542-0		1	M6X12		A	B	C	D	E	F	1704-		
45	Cylinder gasket													
	1-53458-073-0		2			A	B	C	D	E	F	1704-		



POWERSTAR

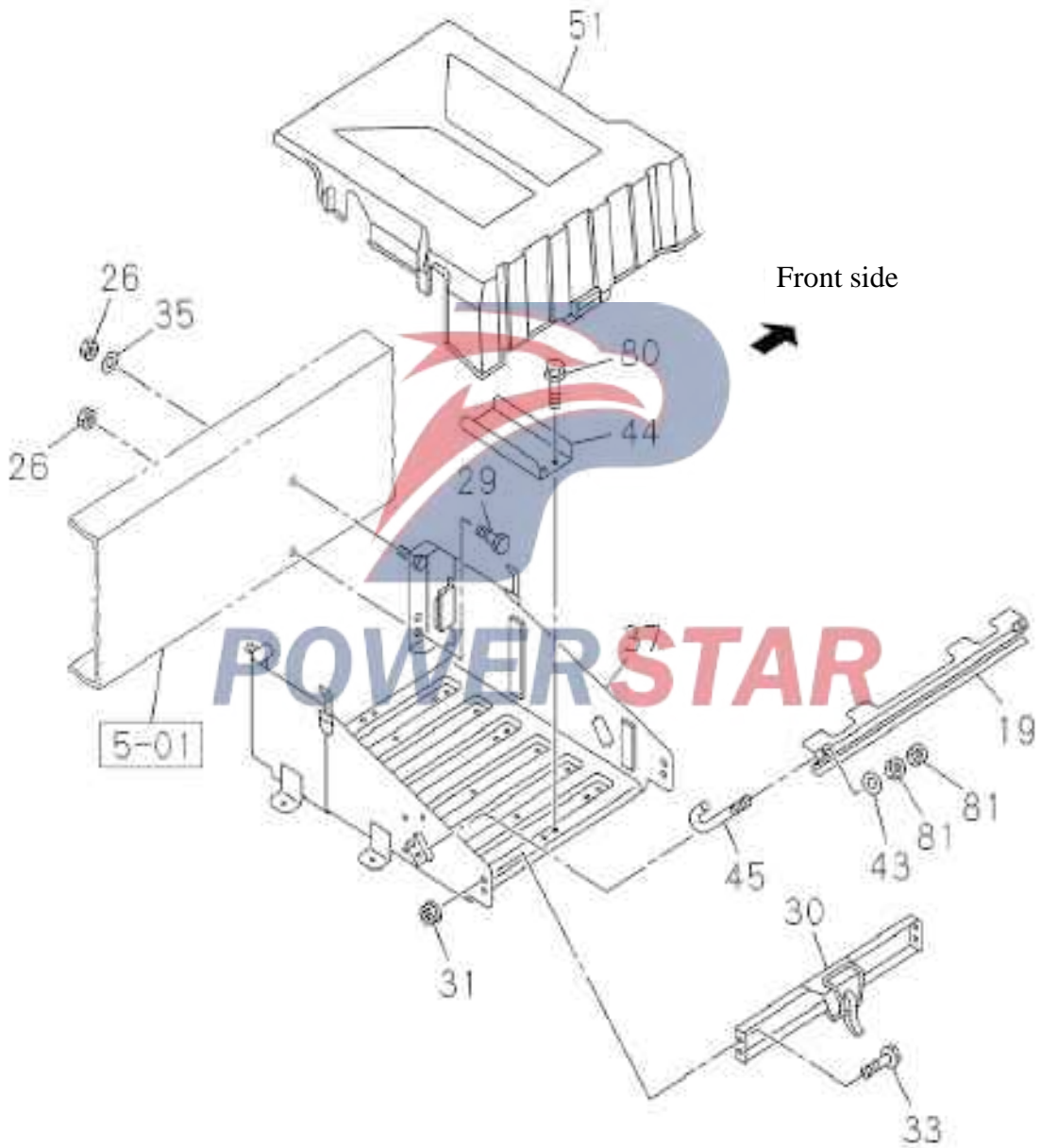
Figure No.

Index No.	Recommended grade/part name				Remarks	Model applied						Date of application	I T C
	Part No.	L R	Q t y .	Qingling part No.		EXR 6W 420 -Height	EXR 6W 460 -Height	EXR 6U 380 -Height	EXZ 6U 380 height/reference	EXZ 6W 420 height	EXZ 6W 460 height		
						A	B	C	D	E	F		
47 ---	Cylinder thrust plate 1-53457-169-0		1			A	B	C	D	E	F	1704-	
48 ---	Cylinder screws 1-53458-005-0		2	M5X8		A	B	C	D	E	F	1704-	
50 ---	Bracket 8-98278-677-0		1			A	B	C	D	E	F	1704-	
51 ---	Buffer 8-98278-676-0		1			A	B	C	D	E	F	1704-	
52 ---	bolt 8-98278-678-0		1			A	B	C	D	E	F	1704-	



5-20 Battery bracket

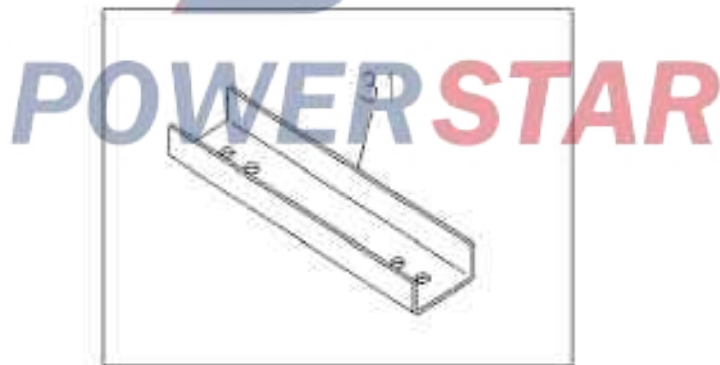

Figure No.




5-20		Battery bracket											
Figure No.													
Index No.	Recommended grade/part name										Date of application	I T C	
	Part No.	L R	Q t y .	Qingling part No.	Remarks	Model applied							
						EXR 6W 420 -Height	EXR 6W 460 -Height	EXR 6U 380 -Height	EXZ 6U 380 height/reference	EXZ 6W 420 height			EXZ 6W 460 height
						A	B	C	D	E			F
19	Support 8-97431-298-0		1	3703148-CYZ14		A	B	C	D	E	F	1704-	
26	nut 1-09440-072-0		2	8100663-CYZ14	M14	A	B	C	D	E	F	1704-	
29	bolt 1-09000-764-0		2	8100662-CYZ14	M14X45	A	B	C	D	E	F	1704-	
30	Front retaining plate 1-53619-085-0		1	3703147-CYZ14		A	B	C	D	E	F	1704-	
31	nut 0-9118-0108-0		4	Q32008	M8 reel	A	B	C	D	E	F	1704-	
33	bolt 0-2865-0820-0		4	Q1840820	M8X20 reel	A	B	C	D	E	F	1704-	
35	Spring washer 0-9151-0514-0		2	Q40314	Inner diameter=14.2	A	B	C	D	E	F	1704-	
37	Bracket 8-97433-616-0		1	3703130-D17YZ		A	B	C	D	E	F	1704-	
43	washer 0-9161-4708-0		2	Q40208	Inner diameter=8.4 Outer diameter =22	A	B	C	D	E	F	1704-	
44	Gasket 8-97431-333-0		1	3703145-CYZ14		A	B	C	D	E	F	1704-	
45	bolt 8-97431-412-0		2	3703149-CYZ14B		A	B	C	D	E	F	1704-	
51	Battery cover 8-97433-730-0		1	3703151-D17YZ		A	B	C	D	E	F	1704-	
80	bolt 0-2805-0816-0		2	Q1840816	M8X16 reel	A	B	C	D	E	F	1704-	
81	nut 0-9111-0508-0		4	Q340B08	M8	A	B	C	D	E	F	1704-	

5-30 Spare tire bracket and cover

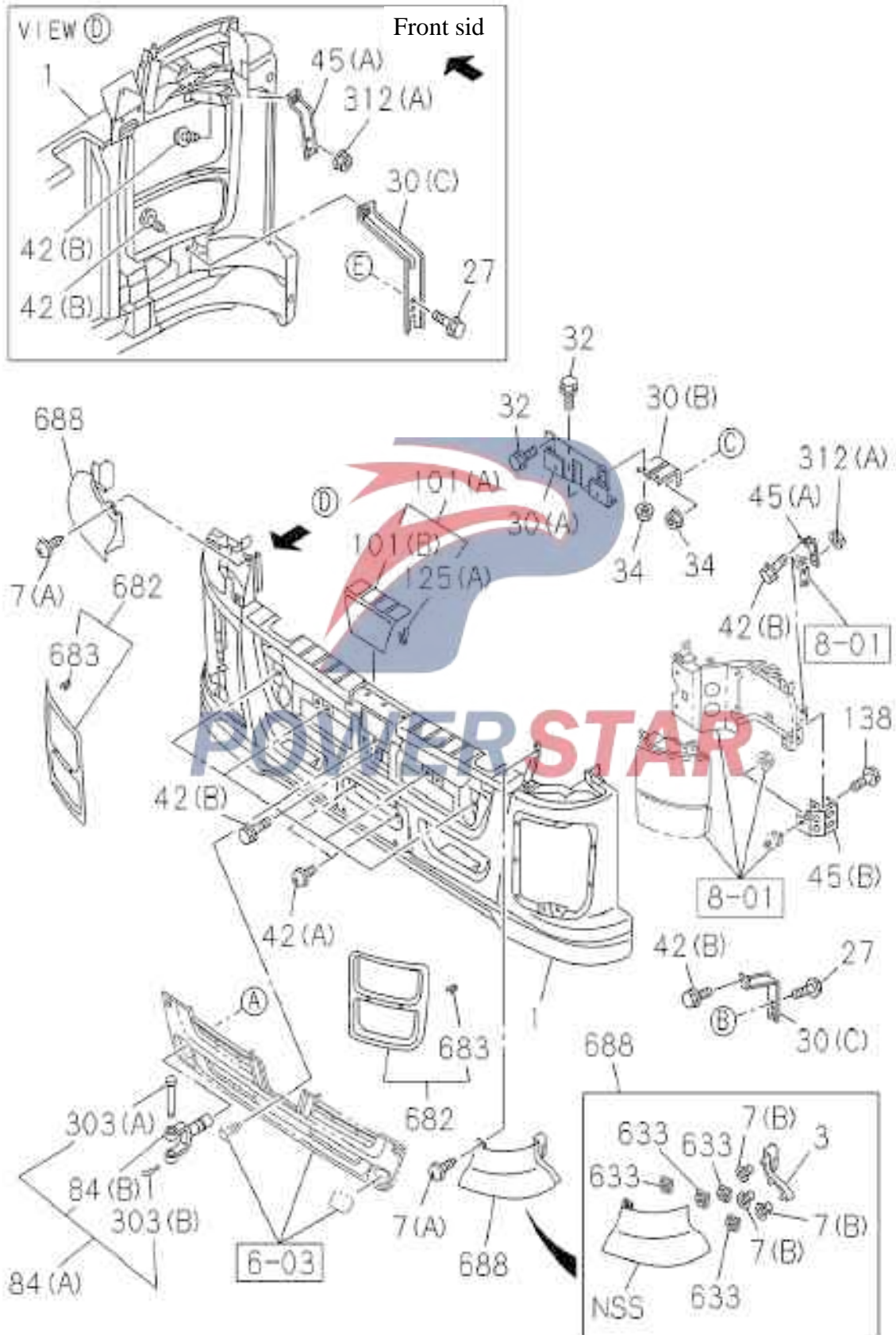
Figure No.



5-30		Spare tire bracket and cover											
Figure No.													
Index No.	Recommended grade/part name										Date of application	I T C	
	Part No.	L R	Q t y .	Qingling part No.	Remarks	Model applied							
						EXR 6W 420 -Height	EXR 6W 460 -Height	EXR 6U 380 -Height	EXZ 6U 380 height/reference	EXZ 6W 420 height			EXZ 6W 460 height
A	B	C	D	E	F								
23	--- bolt 0-2085-1450-0		2	Q151B1450	M14X50	A	B	C	D	E	F	1704-	
28	--- Spring washer 0-9151-0814-0		2	Q40514	(B) Inner diameter=14.2	A	B	C	D	E	F	1704-	
	0-9161-4814-0		2	Q40214	(A) Inner diameter=15	A	B	C	D	E	F	1704-	
29	--- washer 0-9161-4812-0		2	Q40212	Inner diameter=12.5	A	B	C	D	E	F	1704-	
30	--- nut		4	Q32012		A	B	C	D	E	F	1704-	
			2	Q32014		A	B	C	D	E	F	1704-	
31	--- Spare tire buckle plate		1	3105011-CYZ14		A	B	C	D	E	F	1704-	
170	--- Screw rod		2	3105011-D17YZ	Inner diameter=8.4 Outer diameter =22	A	B	C	D	E	F	1704-	

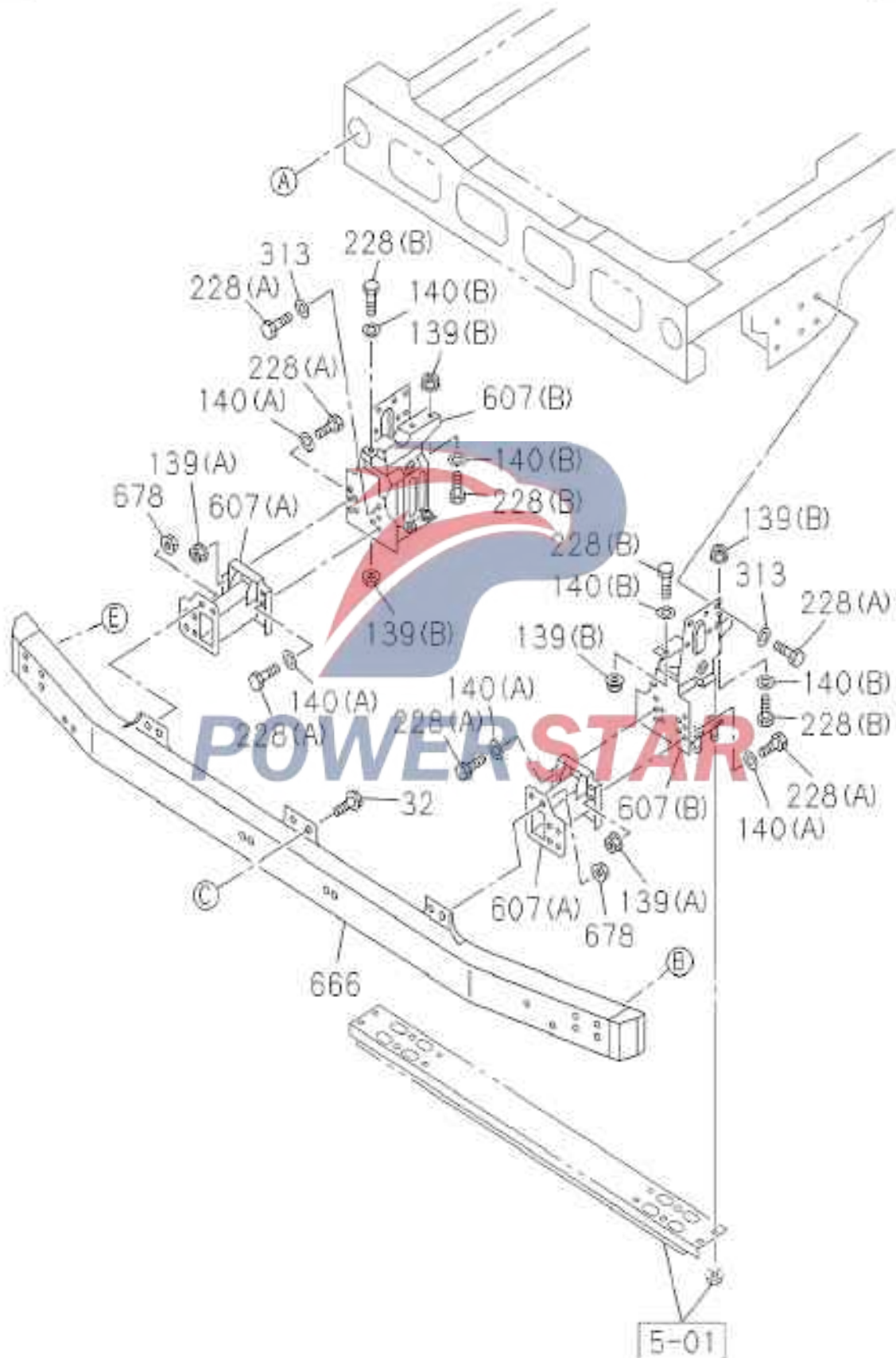
6-01 Front bumper

Figure No.



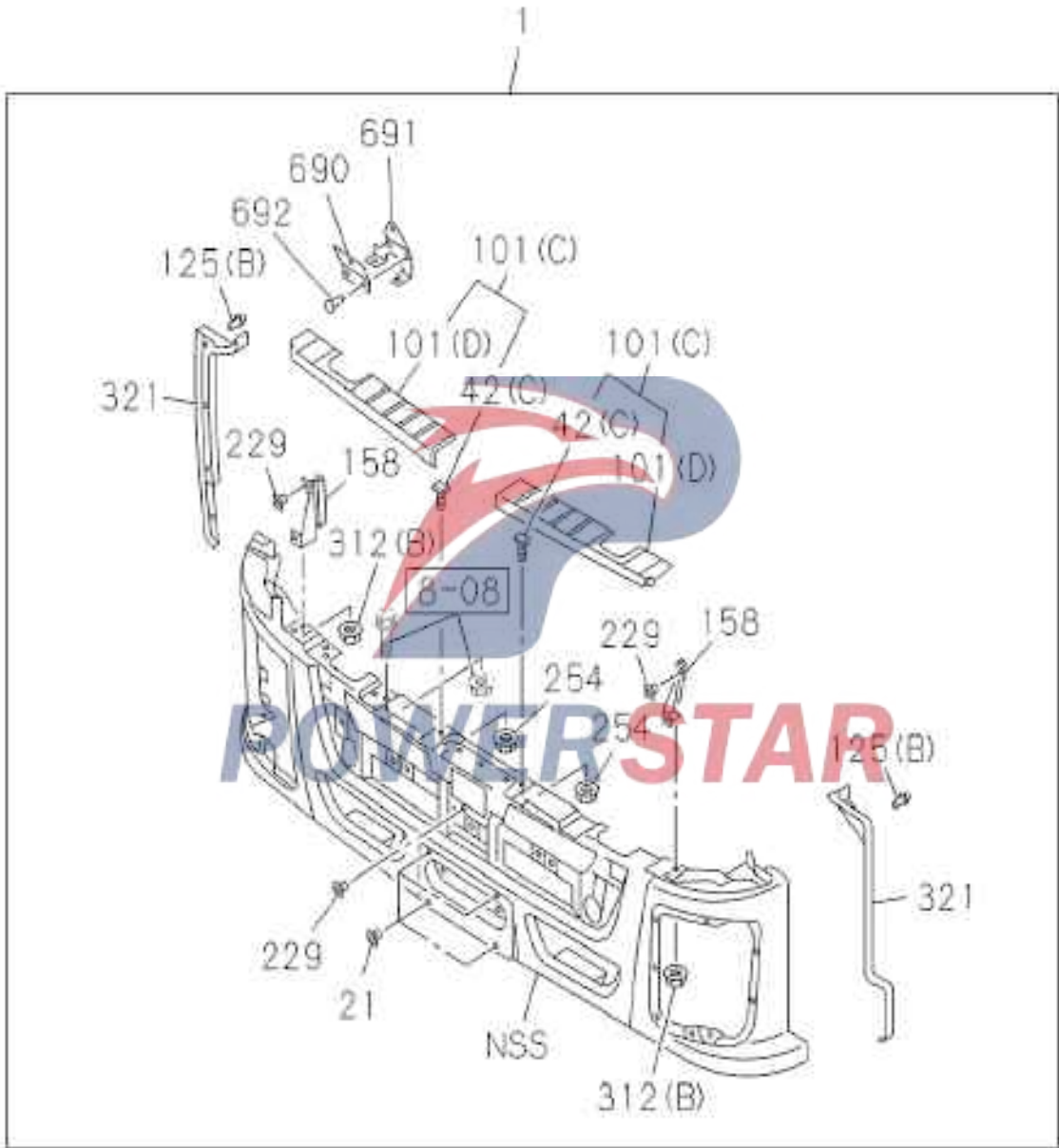
6-01 Front bumper

Figure No.



6-01 Front bumper

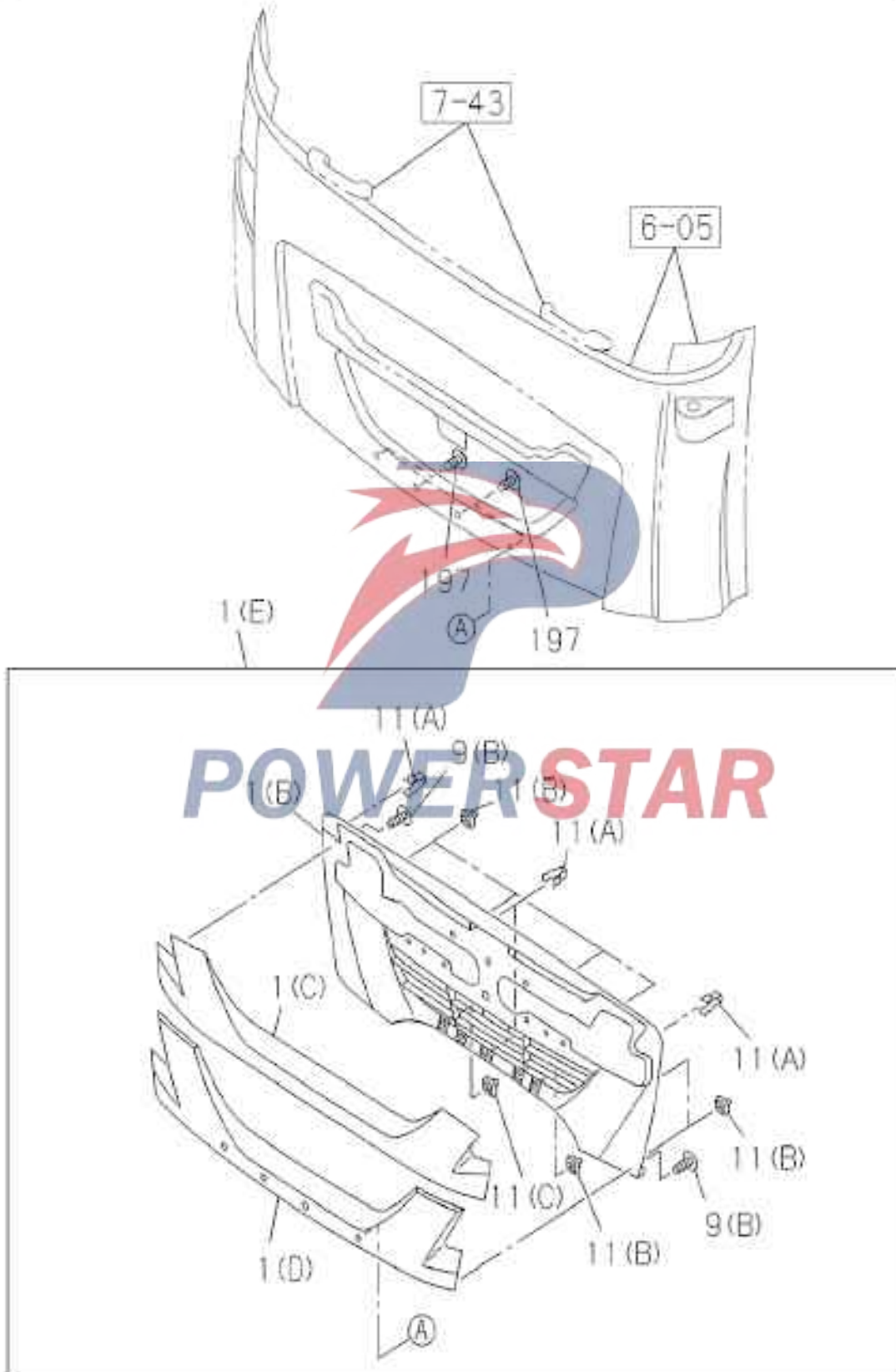
Figure No.



6-01		Front bumper																			
Figure No.																					
Index No.	Recommended grade/part name										Date of application	I T C									
	Part No.	L R	Q t y .	Qingling part No.	Remarks	Model applied															
						EXR 6W 420 -Height	EXR 6W 460 -Height	EXR 6U 380 -Height	EXZ 6U 380 height/reference	EXZ 6W 420 height			EXZ 6W 460 height								
A	B	C	D	E	F																
1	Front bumper assembly																				
	8-97468-445-0		1	2803020-D17YZ			A	B	C	D	E	F	1704-								
2	Front bumper subassembly																				
	8-97468-521-0		1	2803120-D17YZ			A	B	C	D	E	F	1704-								
3	Front bumper-upper																				
	8-98254-257-2	R	1	2803182-D17YZ			A	B	C	D	E	F	1704-								
	8-98254-258-2	L	1	2803162-D17YZ			A	B	C	D	E	F	1704-								
7	screw																				
	0-7218-0512-0		3	1702057-D17YZ	(B) T25 M5X12		A	B	C	D	E	F	1704-								
	0-7218-0512-0		3	1702057-D17YZ	(B) T25 M5X12		A	B	C	D	E	F	1704-								
	8-94279-123-0		2	Q2204816	(A) M5X16		A	B	C	D	E	F	1704-								
21	Washer nut																				
	8-94222-314-0		4	6102215-D17YZ	D=9.7X9.7 L=8		A	B	C	D	E	F	1704-								
27	bolt																				
	0-2865-1235-0		4	Q1841235(P=1.25)	M12X35 reel		A	B	C	D	E	F	1704-								
30	Bracket																				
	8-97432-215-1		1	2803036-D17YZ	(B)		A	B	C	D	E	F	1704-								
	8-97432-216-0	R	1	2803045-D17YZ	(C)		A	B	C	D	E	F	1704-								
	8-97432-217-0	L	1	2803046-D17YZ	(C)		A	B	C	D	E	F	1704-								
	8-98196-803-3		1	2803035-D17YZ	(A)		A	B	C	D	E	F	1704-								
32	bolt																				
	0-2805-1030-0		4	Q1841030(P=1.25)	M10X30 reel		A	B	C	D	E	F	1704-								
	0-2865-1030-0		2	Q1841030(P=1.25)	M10X30 reel		A	B	C	D	E	F	1704-								
34	nut																				
	0-9118-0210-0		4	Q32010T13F2(P=1.25)	M10 reel		A	B	C	D	E	F	1704-								
42	bolt																				
	8-94324-205-0		9	2803039-CYZ14	(B) M10X30		A	B	C	D	E	F	1704-								
	8-97611-666-0		3	2803049-CYZ14	(C) M6X20		A	B	C	D	E	F	1704-								
	8-97611-666-0		3	2803049-CYZ14	(C) M6X20		A	B	C	D	E	F	1704-								
	8-98092-250-0		2	2803038-D17YZ	(A) M10X30		A	B	C	D	E	F	1704-								
45	Lower support assembly-front headlight installation																				
	8-98126-935-2		2	2803037-D17YZ	(A)		A	B	C	D	E	F	1704-								
	8-98301-056-0	R	1	3711360-D17YZ	(B)		A	B	C	D	E	F	1704-								
	8-98301-057-0	L	1	3711350-D17YZ	(B)		A	B	C	D	E	F	1704-								
84	Trailing hook assembly																				
	8-98198-964-1		1	2806050-CYZ14B	(A)		A	B	C	D	E	F	1704-								
	trailing hook																				
	8-98285-094-0		1		(B)		A	B	C	D	E	F	1704-								

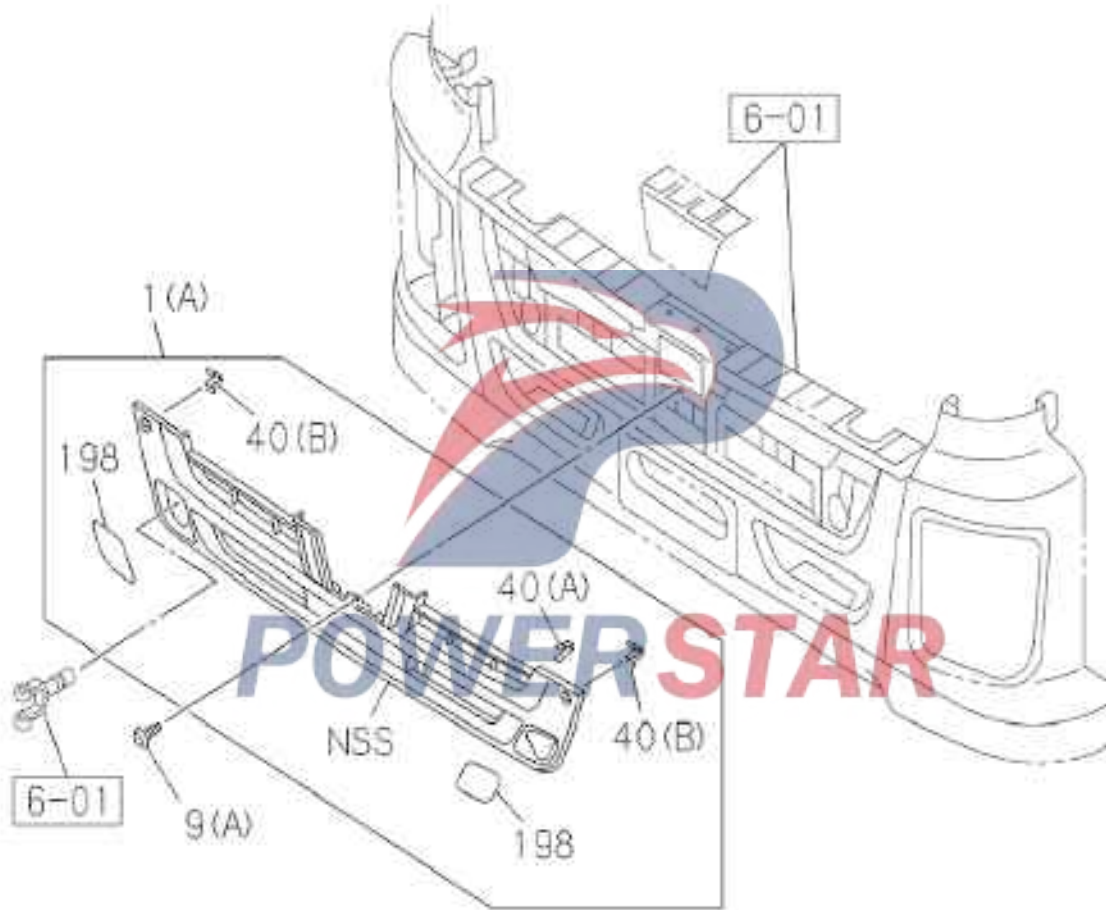
6-01		Front bumper											
Figure No.													
Index No.	Recommended grade/part name										Date of application	I T C	
	Part No.	L R	Q t y .	Qingling part No.	Remarks	Model applied							
						EXR 6W 420 -Height	EXR 6W 460 -Height	EXR 6U 380 -Height	EXZ 6U 380 height/reference	EXZ 6W 420 height			EXZ 6W 460 height
A	B	C	D	E	F								
101	--- Pedal assembly 8-98196-813-3		1	2803150-D17YZ	(A)	A	B	C	D	E	F	1704-	
	--- Pedal assembly-right 8-98196-818-1	R	1	2803510-D17YZ	(C)	A	B	C	D	E	F	1704-	
	--- Pedal assembly-left 8-98196-819-1	L	1	2803520-D17YZ	(C)	A	B	C	D	E	F	1704-	
	--- Pedal-right 8-98202-006-1	R	1	2803511-D17YZ	(D)	A	B	C	D	E	F	1704-	
	--- Pedal-left 8-98202-007-1	L	1	2803521-D17YZ	(D)	A	B	C	D	E	F	1704-	
	--- Pedal 8-98202-008-3		1	2803151-D17YZ	(B)	A	B	C	D	E	F	1704-	
125	--- Clamp nail 8-98144-173-1		3	1301133-D17YZ	(A)	A	B	C	D	E	F	1704-	
	8-98157-186-0		8	2803533-D17YZ	(B)	A	B	C	D	E	F	1704-	
138	--- bolt 0-2805-0616-0		4	Q1840616	M6X16 reel	A	B	C	D	E	F	1704-	
139	--- nut 0-9111-0516-0		4	Q341B16	(A) M16	A	B	C	D	E	F	1704-	
	0-9118-0216-0		18	Q32016T13(P=1.5)	(B) M16 reel	A	B	C	D	E	F	1704-	
140	--- Washer 0-9161-4516-0		8	Q40116	(A) Inner diameter=17	A	B	C	D	E	F	1704-	
	1-09503-316-0		18	8202422-CYZ14	(B) Inner diameter=16.2	A	B	C	D	E	F	1704-	
228	--- bolt 0-2095-1640-0		8	Q151B1640T(9.8-level)	(A) M16X40	A	B	C	D	E	F	1704-	
	0-2095-1650-0		18	Q151B1650T	(B) M16X50	A	B	C	D	E	F	1704-	
229	--- Fixing nail 8-94291-927-0		1		D=7X7 L=7.5	A	B	C	D	E	F	1704-	
	8-94291-927-0		2		D=7X7 L=7.5	A	B	C	D	E	F	1704-	
254	--- nut 0-9118-0106-0		6	Q32006	M6 reel	A	B	C	D	E	F	1704-	
303	--- Hook-trailing hook 8-98285-096-0		1		(A)	A	B	C	D	E	F	1704-	
	8-98285-097-0		1		(B)	A	B	C	D	E	F	1704-	
312	--- nut 0-9118-0108-0		4	Q32008	(B) M8 reel	A	B	C	D	E	F	1704-	
	0-9118-0210-0		4	Q32010T13F2(P=1.25)	(A) M10 reel	A	B	C	D	E	F	1704-	

6-01		Front bumper											
Figure No.													
Index No.	Recommended grade/part name										Date of application	I T C	
	Part No.	L R	Q t y .	Qingling part No.	Remarks	Model applied							
						EXR 6W 420 -Height	EXR 6W 460 -Height	EXR 6U 380 -Height	EXZ 6U 380 height/reference	EXZ 6W 420 height			EXZ 6W 460 height
A	B	C	D	E	F								
321	--- End cover bumper-right 8-97432-210-0	R	1	2803531-D17YZ		A	B	C	D	E	F	1704-	
	--- End cover bumper-left 8-97432-211-0	L	1	2803532-D17YZ		A	B	C	D	E	F	1704-	
607	--- Bracket 8-97430-193-0	R	1	2803221-CYZ14	(A)	A	B	C	D	E	F	1704-	
	8-97430-194-0	L	1	2803222-CYZ14	(A)	A	B	C	D	E	F	1704-	
	--- Support assembly 8-97430-855-1	R	1	2803223-CYZ14B	(B)	A	B	C	D	E	F	1704-	
	8-97430-856-1	L	1	2803224-CYZ14B	(B)	A	B	C	D	E	F	1704-	
633	--- Fixing nail 8-97804-778-0		4		H=15.3	A	B	C	D	E	F	1704-	
	8-97804-778-0		4		H=15.3	A	B	C	D	E	F	1704-	
666	--- Guard rod 8-97432-115-0		1	2803210-D17YZ		A	B	C	D	E	F	1704-	
678	--- nut 0-9118-0212-0		12	Q32012T13F2(P=1.25)	M12 reel	A	B	C	D	E	F	1704-	
682	--- Border assembly - headlight (right) 8-98273-498-0	R	1	2803172-D17YZ	Plated	A	B	C	D	E	F	1704-	
	--- Border assembly - headlight (left) 8-98273-499-0	L	1	2803171-D17YZ	Plated	A	B	C	D	E	F	1704-	
683	--- Fixing nail 8-98144-173-1		8	1301133-D17YZ		A	B	C	D	E	F	1704-	
	8-98144-173-1		8	1301133-D17YZ		A	B	C	D	E	F	1704-	
688	--- Front bumper - top left end cap 8-97426-867-3	R	1	2803162-D17YZ	White	A	B	C	D	E	F	1704-	
	--- Front bumper - top left 8-97426-877-3	L	1	2803161-D17YZ	White	A	B	C	D	E	F	1704-	
690	--- Protection assembly 8-98297-039-0		1	2803462-D17YZ		A	B	C	D	E	F	1704-	
691	--- Bracket 8-97432-214-0		1	2803461-D17YZ		A	B	C	D	E	F	1704-	
692	--- Plug 1-76378-155-0		3	2803463-D17YZ	Outer diameter =16 L=11	A	B	C	D	E	F	1704-	

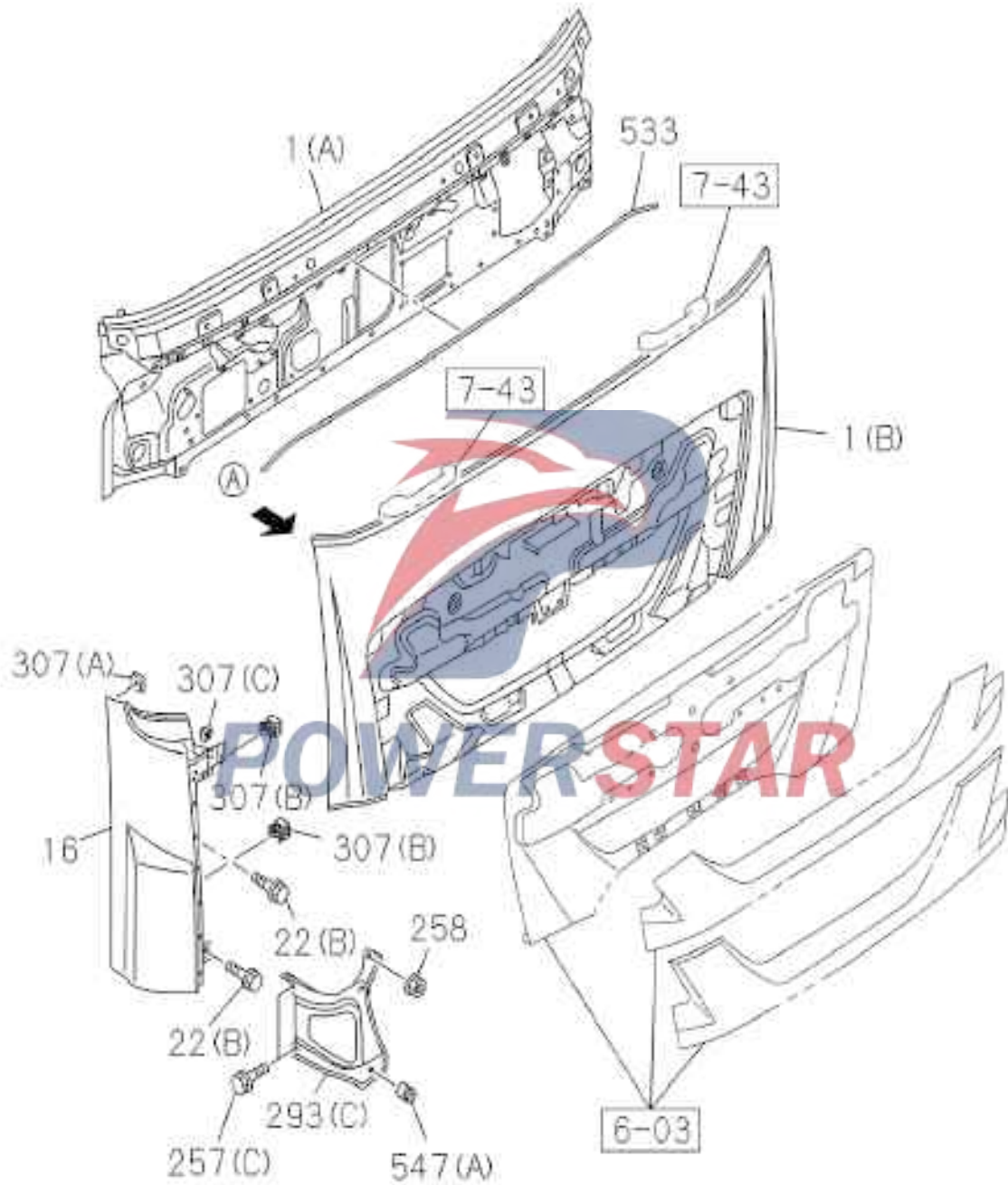


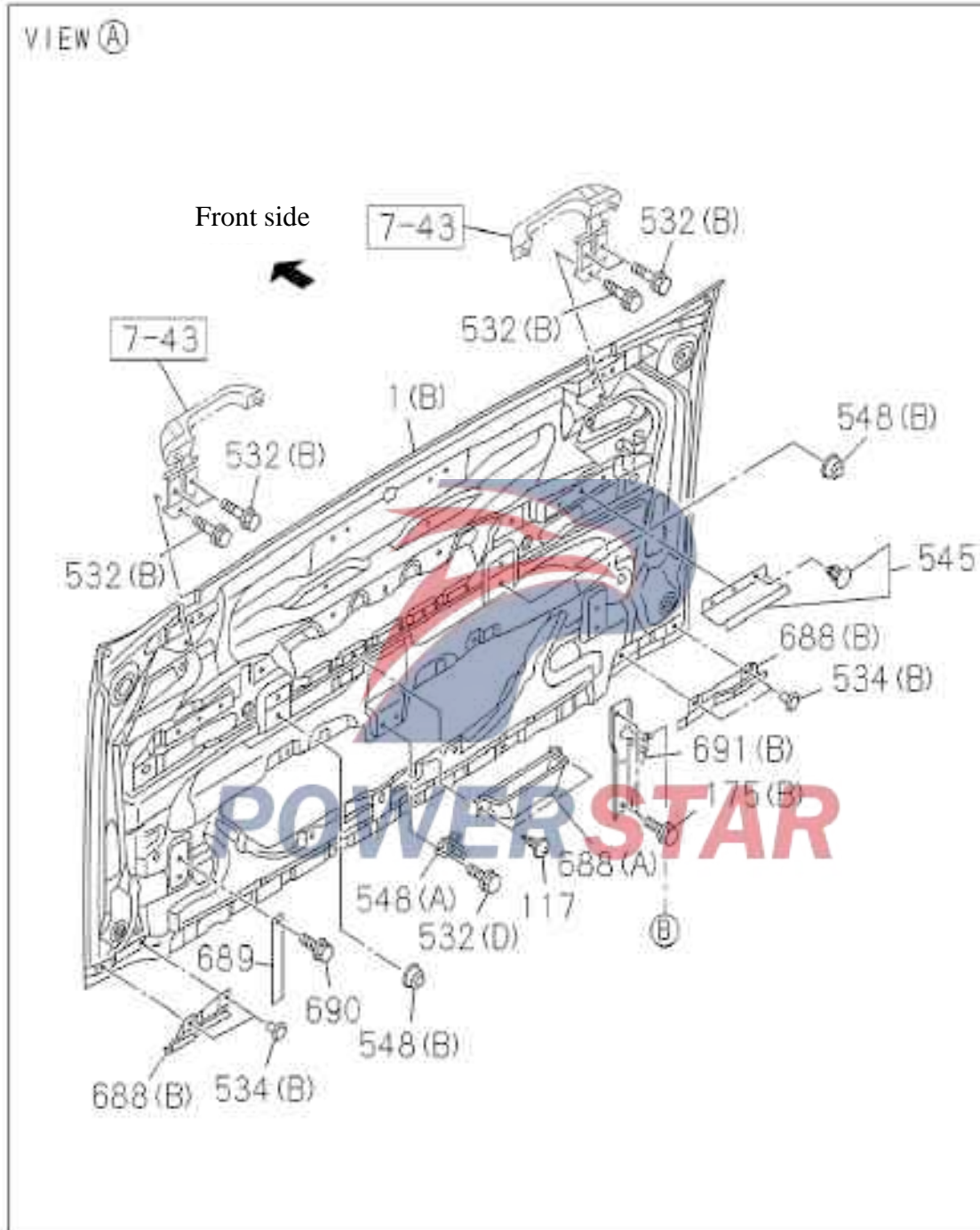
6-03 Radiator grille

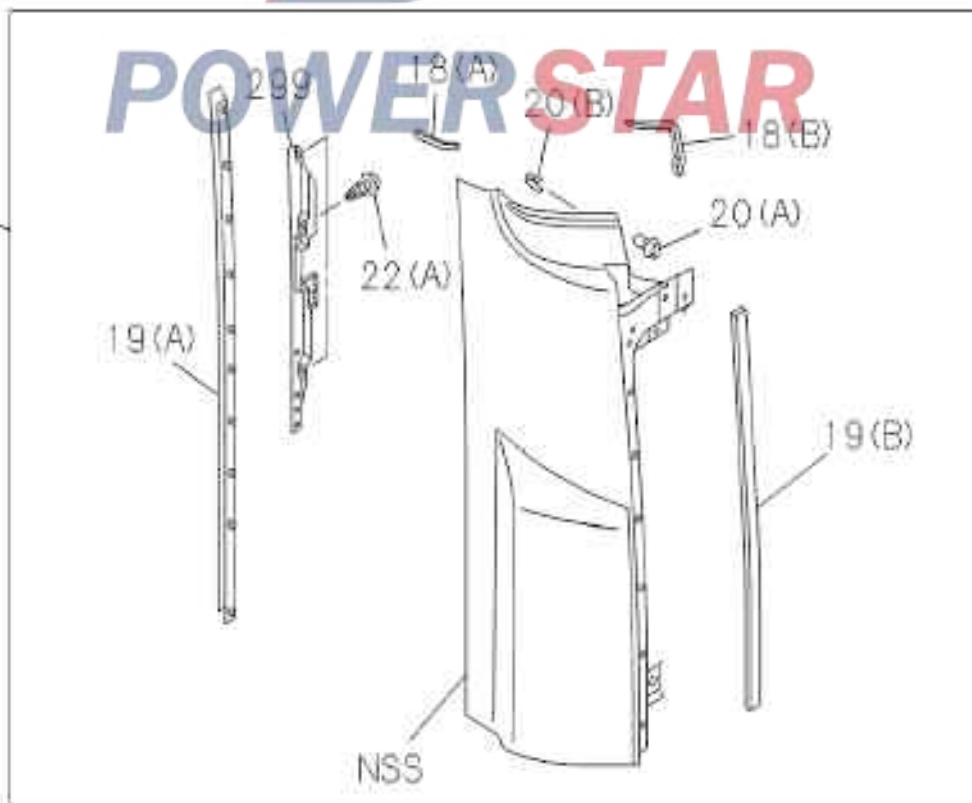
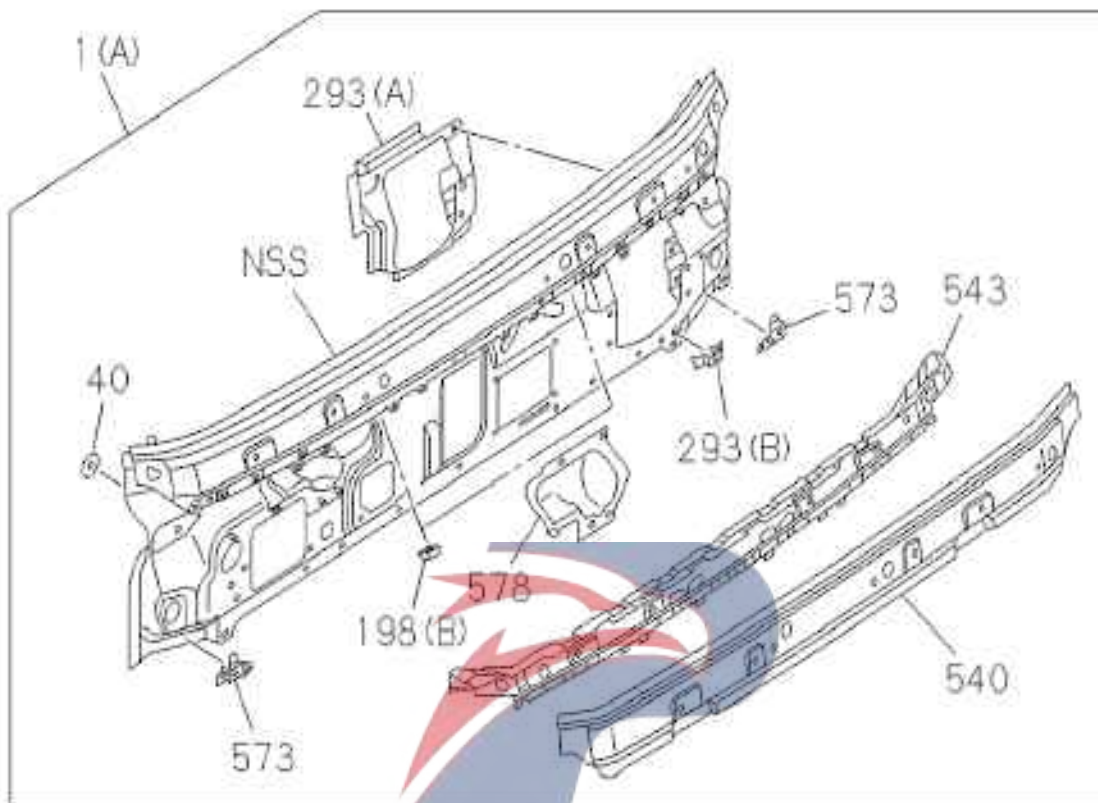
Figure No.

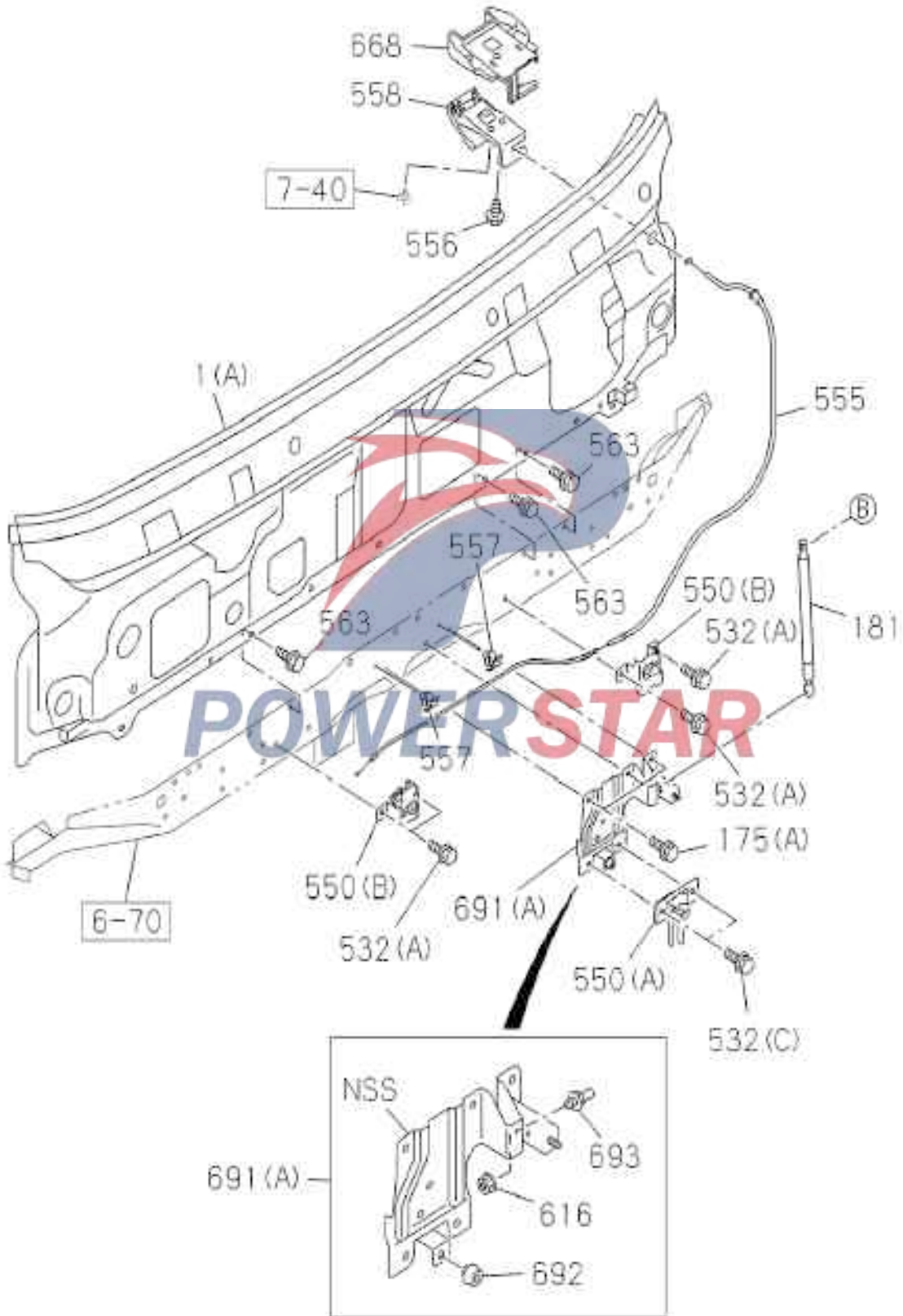


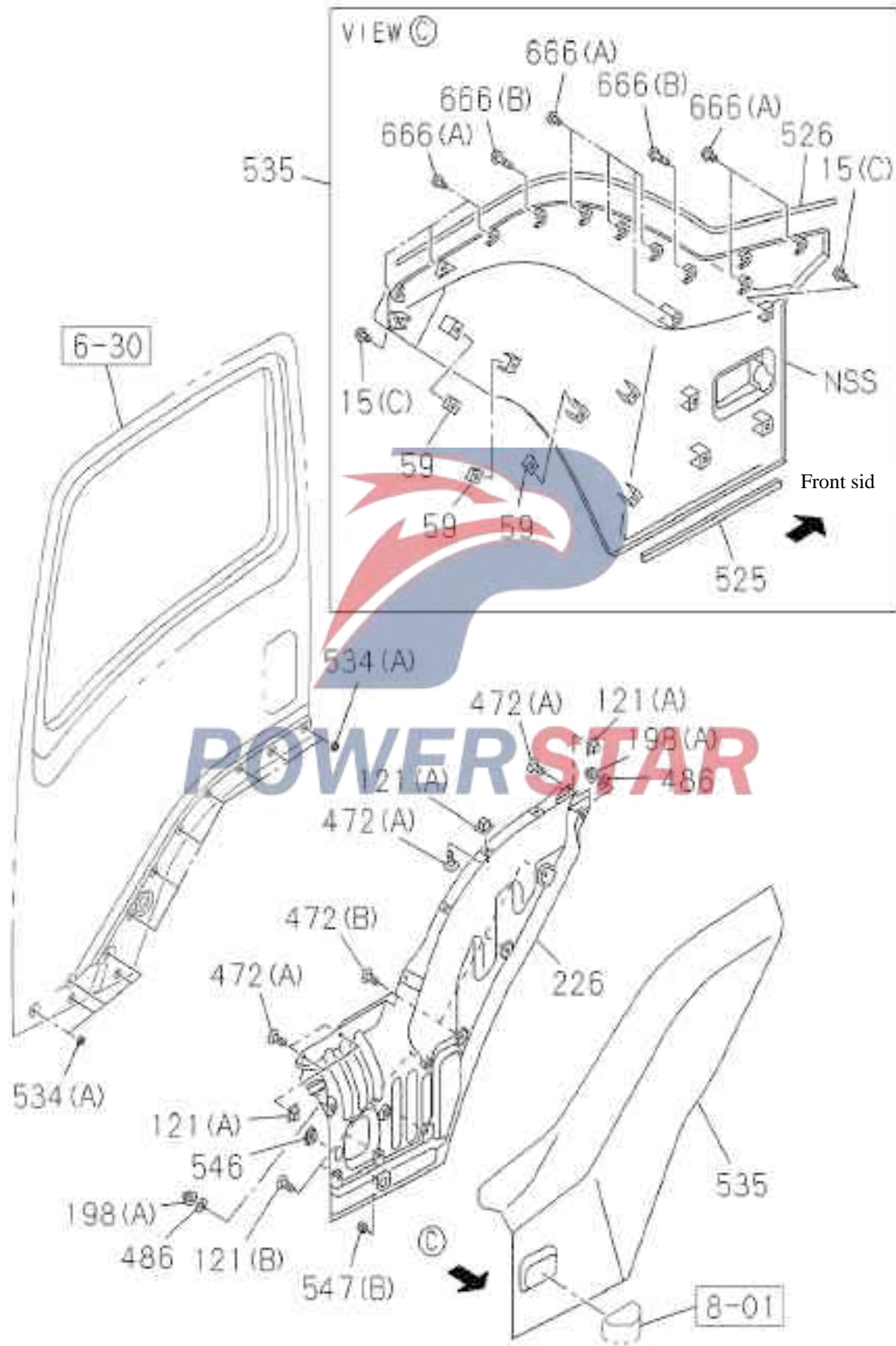
6-03		Radiator grille											
Figure No.													
Index No.	Recommended grade/part name										Date of application	I T C	
	Part No.	L R	Q t y .	Qingling part No.	Remarks	Model applied							
						EXR 6W 420 -Height	EXR 6W 460 -Height	EXR 6U 380 -Height	EXZ 6U 380 height/reference	EXZ 6W 420 height			EXZ 6W 460 height
A	B	C	D	E	F								
1	--- Hood assembly - radiator 8-97427-002-5		1	1301110-D17YZ	(E) White	A	B	C	D	E	F	1704-	
	--- Upper grill 8-97427-422-2		1	1301111-D17YZ	(C) White	A	B	C	D	E	F	1704-	
	--- Lower grill 8-97427-432-4		1	1301113-D17YZ	(D) White	A	B	C	D	E	F	1704-	
	--- Grille assembly - front bumper 8-98196-820-4		1	1301120-D17YZ	(A)	A	B	C	D	E	F	1704-	
	--- Inner grill 8-98199-436-4		1	1301115-D17YZ	(B)	A	B	C	D	E	F	1704-	
9	--- Screw 8-94279-123-0		1	Q2204816	(A) M5X16	A	B	C	D	E	F	1704-	
	8-98193-872-0		22	1301116-D17YZ	(B) M5X16	A	B	C	D	E	F	1704-	
11	--- Clamp piece 8-98144-173-1		4	1301133-D17YZ	(A)	A	B	C	D	E	F	1704-	
	8-98317-082-0		12	1301131-D17YZ	(B) Red	A	B	C	D	E	F	1704-	
	8-98320-314-0		2	1301132-D17YZ	(C) Yellow	A	B	C	D	E	F	1704-	
40	--- Fixing nail 8-98025-698-0		2	1301132-P301	(B)	A	B	C	D	E	F	1704-	
	8-98144-173-1		14		(A)	A	B	C	D	E	F	1704-	
197	--- Fixing nail-front fender cover 1-09470-001-0		4	8405123-117/C		A	B	C	D	E	F	1704-	
198	--- Cover assembly-tow hook 8-98196-823-4	R	1	1301210-D17YZ		A	B	C	D	E	F	1704-	
	8-98196-824-4	L	1	1301220-D17YZ		A	B	C	D	E	F	1704-	

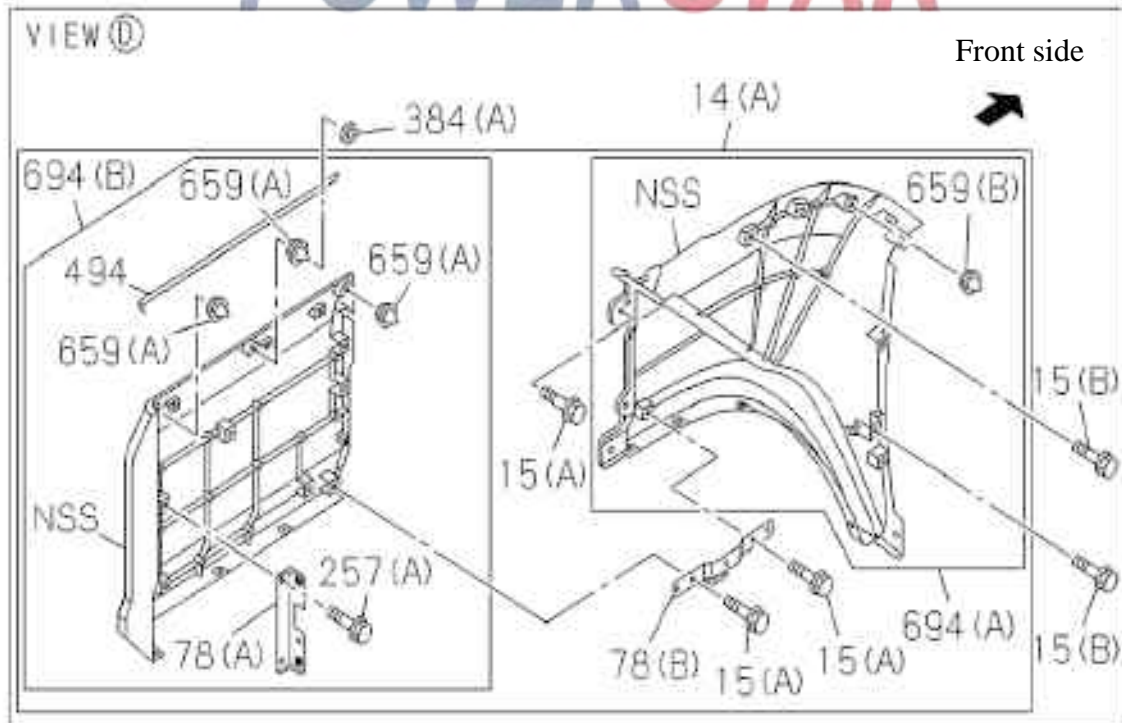
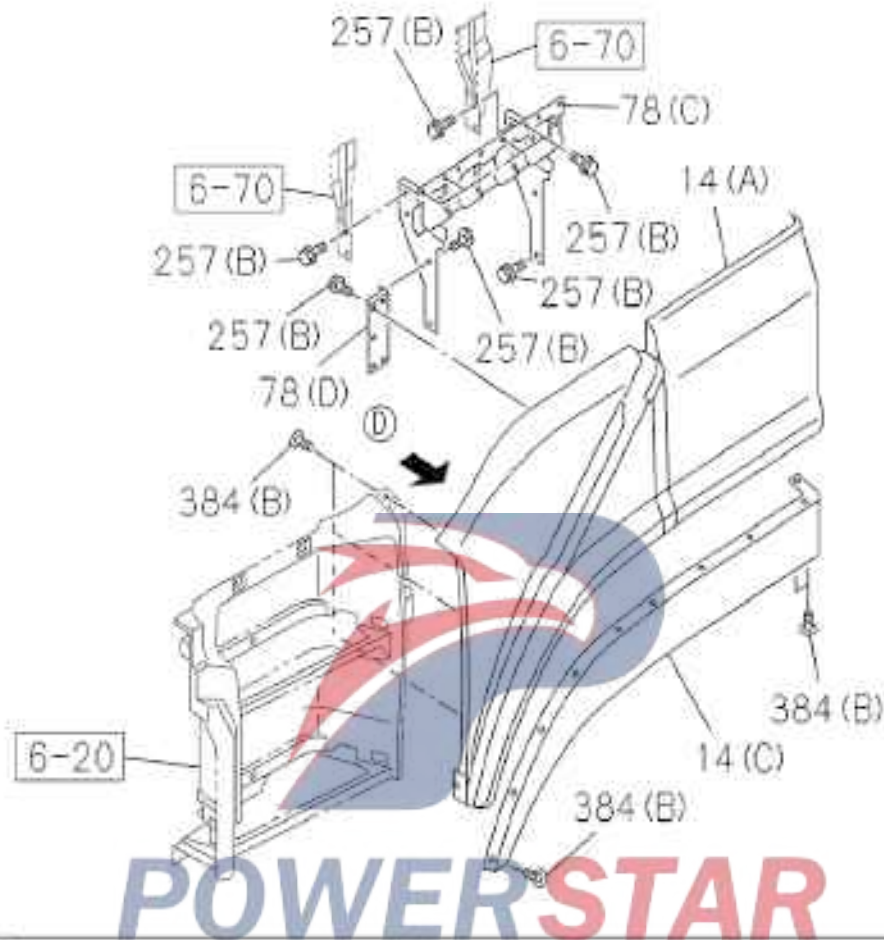


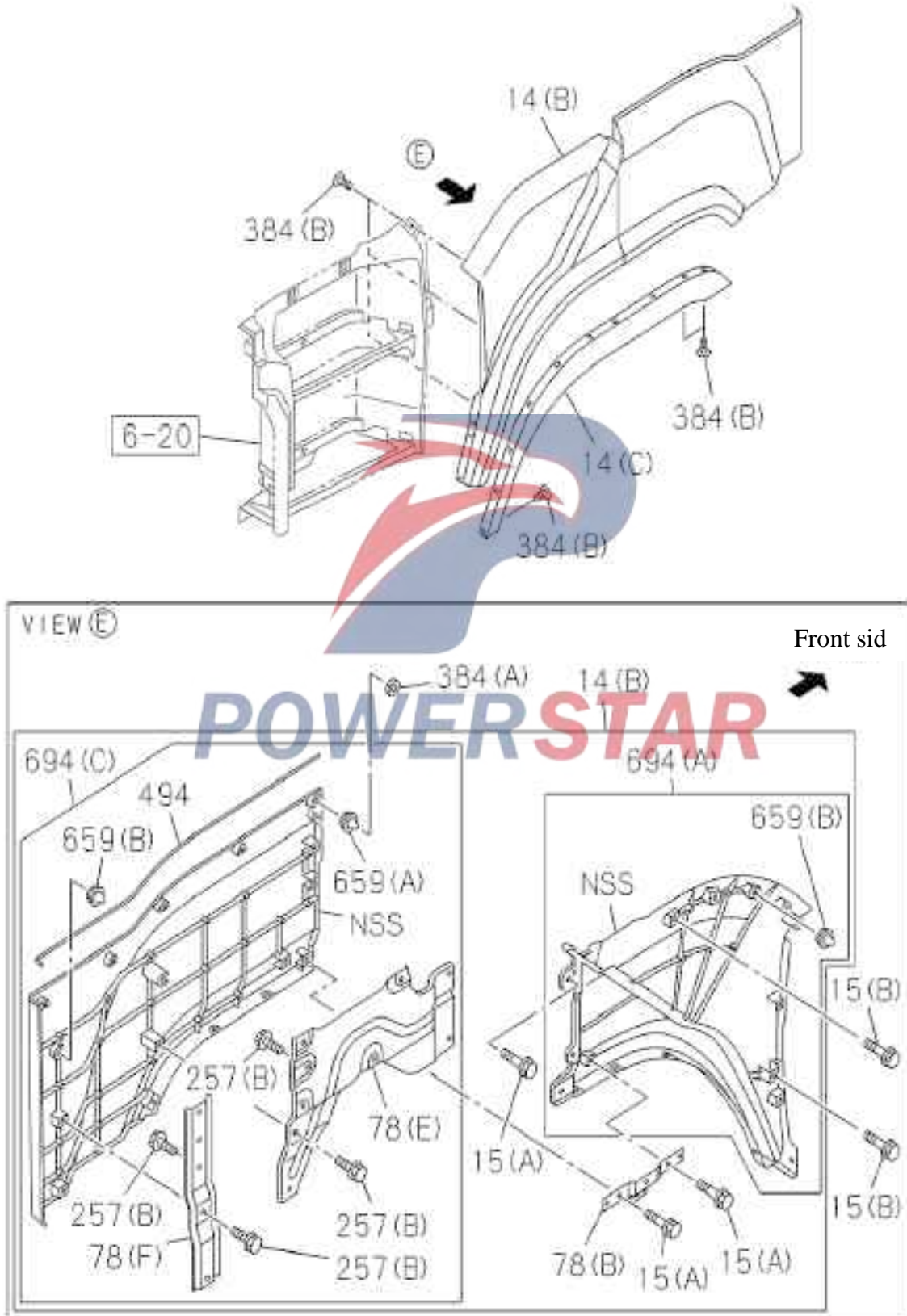


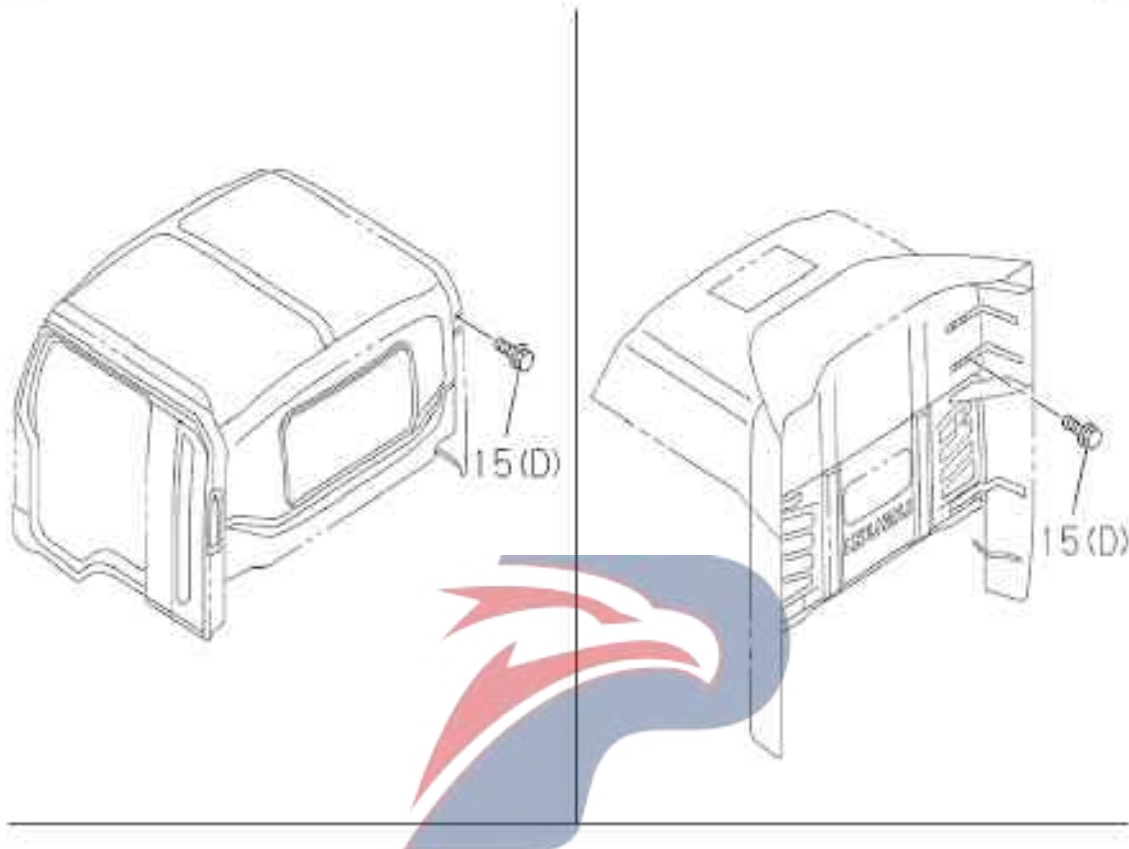




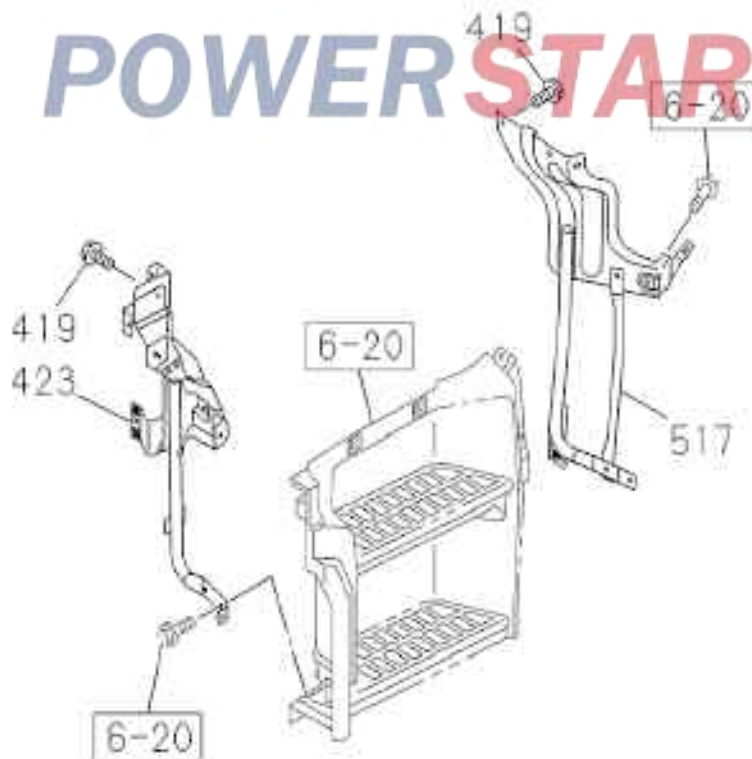








POWERSTAR



6-05		Front wall panel											
Figure No.													
Index No.	Recommended grade/part name										Date of application	I T C	
	Part No.	L R	Q t y .	Qingling part No.	Remarks	Model applied							
						EXR 6W 420 -Height	EXR 6W 460 -Height	EXR 6U 380 -Height	EXZ 6U 380 height/reference	EXZ 6W 420 height			EXZ 6W 460 height
A	B	C	D	E	F								
1	--- Front panel assembly 8-97468-452-0		1	5302010-D17YZ	(B)	A	B	C	D	E	F	1704-	
	--- Front panel assembly 8-97433-103-0		1	5300010-D17YZ	(A)	A	B	C	D	E	F	1704-	
14	--- Under the right wheel brow 8-97432-241-0	R	1	5402421-D34EZ	(C)				D			1704-	
	--- Under the left wheel brow 8-97432-242-0	L	1	5402411-D34EZ	(C)				D			1704-	
	--- Under the right wheel brow 8-97432-243-0	R	1	5402421-D17YZ	(C)	A	B	C		E	F	1704-	
	--- Under the left wheel brow 8-97432-244-0	L	1	5402441-D17YZ	(C)	A	B	C		E	F	1704-	
	--- Right wheel brow assembly 8-97468-448-0	R	1	5402200-D17YZ	(B)	A	B	C		E	F	1704-	
	--- Left wheel brow assembly 8-97468-449-0	L	1	5402010-D17YZ	(B)	A	B	C		E	F	1704-	
	--- Right wheel brow 8-97468-450-0	R	1	5402320-D34EZ	(A)				D			1704-	
	--- Left wheel brow 8-97468-451-0	L	1	5402010-D34EZ	(A)				D			1704-	
15	--- Screw 1-09980-495-0		8	5402201-D17YZ	(B) M6X20	A	B	C	D	E	F	1704-	
	1-71268-294-0		2	6107482-D17YZ	(C) M6X7	A	B	C	D	E	F	1704-	
	1-71268-294-0		2	6107482-D17YZ	(C) M6X7	A	B	C	D	E	F	1704-	
	8-98061-682-0		4	8200834-D17YZ	(A) M6X18	A	B	C	D	E	F	1704-	
	8-98141-874-0		8	8204337-CYZ14	(D) M8X15.5	A	B	C	D	E	F	1704-	
16	--- Left angle plate assembly 8-97426-956-5	R	1	5300120-D17YZ	White	A	B	C	D	E	F	1704-	
	--- Left angle plate assembly 8-97468-475-0	L	1	5300110-D17YZ		A	B	C	D	E	F	1704-	
18	--- Sealing strip--front and upper 8-98038-608-0		1	5300211-P301	(A)	A	B	C	D	E	F	1704-	
	8-98038-608-0		1	5300211-P301	(A)	A	B	C	D	E	F	1704-	
	--- Sealing strip - onside front gusset 8-98043-511-1		1	5300231-P301	(B)	A	B	C	D	E	F	1704-	
	8-98043-511-1		1	5300231-P301	(B)	A	B	C	D	E	F	1704-	

6-05		Front wall panel												
Figure No.														
Index No.	Recommended grade/part name										Date of application	I T C		
	Part No.	L R	Q t y .	Qingling part No.	Remarks	Model applied								
						EXR 6W 420 -Height	EXR 6W 460 -Height	EXR 6U 380 -Height	EXZ 6U 380 height/reference	EXZ 6W 420 height			EXZ 6W 460 height	
A	B	C	D	E	F									
19	---	Sealing strip - outside right gusset												
		8-98194-233-0	R	1	5300361-D17YZ	(A)	A	B	C	D	E	F	1704-	
	---	Sealing strip-outside of left angle plate												
		8-98194-234-0	L	1	5300351-D17YZ	(A)	A	B	C	D	E	F	1704-	
	---	Sealing strip - inside right gusset												
		8-98194-235-0	R	1	5300321-D17YZ	(B)	A	B	C	D	E	F	1704-	
	---	Sealing strip - inside left gusset												
		8-98194-236-0	L	1	5300221-D17YZ	(B)	A	B	C	D	E	F	1704-	
20	---	Fixing clamp												
		8-97410-739-1		1	5300281-P301	(A)	A	B	C	D	E	F	1704-	
		8-97410-739-1		1	5300281-P301	(A)	A	B	C	D	E	F	1704-	
		8-97410-740-3		1	5300119-CYZ14	(B)	A	B	C	D	E	F	1704-	
		8-97410-740-3		1	5300119-CYZ14	(B)	A	B	C	D	E	F	1704-	
22	---	Screw												
		0-7436-0410-0		3	Q2204210	(A)	A	B	C	D	E	F	1704-	
						M4X10								
		0-7436-0410-0		3	Q2204210	(A)	A	B	C	D	E	F	1704-	
						M4X10								
		8-98061-108-0		4	5300157-CYZ14	(B)	A	B	C	D	E	F	1704-	
						M6X16								
40	---	Support assembly												
		8-98197-160-0		1	5301050-D17YZ		A	B	C	D	E	F	1704-	
59	---	Snap												
		8-98318-324-0		3	6107481-D17YZ		A	B	C	D	E	F	1704-	
		8-98318-324-0		3	6107481-D17YZ		A	B	C	D	E	F	1704-	
78	---	Bracket												
		8-97432-237-0	R	1	8200846-D17YZ	(E)	A	B	C		E	F	1704-	
		8-97432-238-0	L	1	8200836-D17YZ	(E)	A	B	C		E	F	1704-	
		8-97432-240-0		2	5109087-D17YZ	(F)	A	B	C		E	F	1704-	
		8-98200-007-0		2	8200835-D17YZ	(B)	A	B	C		E	F	1704-	
		8-98200-043-3	R	1	8200860-D34EZ	(C)				D			1704-	
		8-98211-728-3	L	1	8200850-D34EZ	(C)				D			1704-	
		8-98249-338-2	R	1	8200836-DEZ34	(D)				D			1704-	
		8-98249-339-2		2	8200832-D34EZ	(A)				D			1704-	
		8-98249-340-2	L	1	8200835-DEZ34	(D)				D			1704-	
117	---	Screw												
		8-98090-737-0		2	6107465-CYZ14	M5X16	A	B	C	D	E	F	1704-	
121	---	Washer nut												
		8-94222-314-0		14	6102215-D17YZ	(A)	A	B	C	D	E	F	1704-	
						D=9.7X9.7 L=8								
		8-98290-485-1		10	6102214-D17YZ	(B)	A	B	C	D	E	F	1704-	
						Outer diameter =8.2								

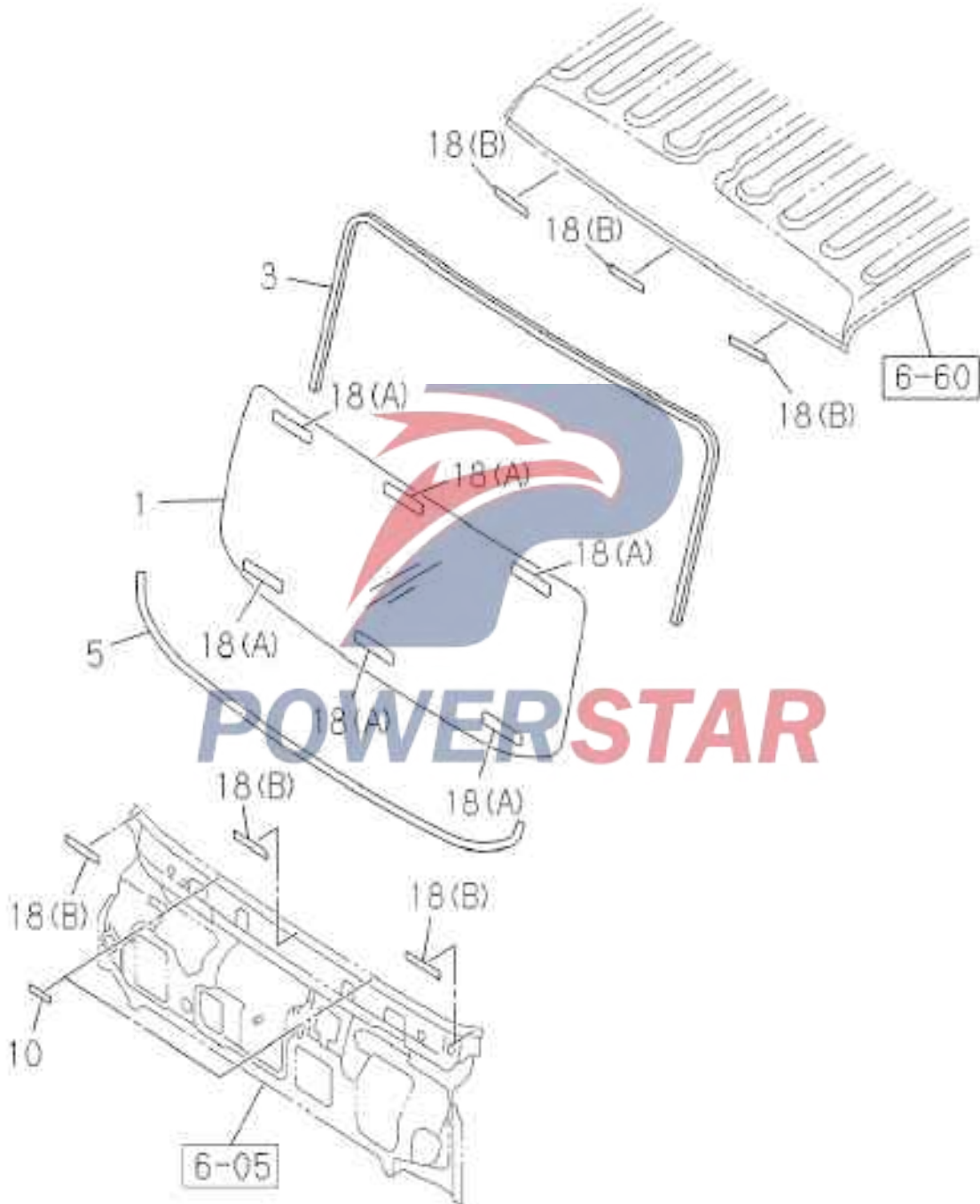
6-05		Front wall panel											
Figure No.													
Index No.	Recommended grade/part name										Date of application	I T C	
	Part No.	L R	Q t y .	Qingling part No.	Remarks	Model applied							
						EXR 6W 420 -Height	EXR 6W 460 -Height	EXR 6U 380 -Height	EXZ 6U 380 height/reference	EXZ 6W 420 height			EXZ 6W 460 height
A	B	C	D	E	F								
175	--- bolt 0-2845-1020-0		3	Q1841020	(A) M10X20 reel	A	B	C	D	E	F	1704-	
	8-97803-298-0		2	5302331-D17YZ	(B) M6X16 reel	A	B	C	D	E	F	1704-	
181	--- Strut rod-front panel 8-98204-082-2		1	5302340-D17YZ		A	B	C	D	E	F	1704-	
198	--- nut 1-09984-127-0		4	6102216-D17YZ	(A) M6 reel	A	B	C	D	E	F	1704-	
	9-0911-4086-0		2	T364A06	(B) M6	A	B	C	D	E	F	1704-	
226	--- Inner plate assembly of right wheel brow 8-97433-600-0	R	1	6102410-D17YZ		A	B	C	D	E	F	1704-	
	--- Left wheel brow inner plate assembly 8-97433-601-0	L	1	6102310-D17YZ		A	B	C	D	E	F	1704-	
257	--- bolt 0-2865-0616-0		4	Q1840616	(C) M6X16 reel	A	B	C	D	E	F	1704-	
	1-09980-495-0		24	5402201-D17YZ	(B) M6X20	A	B	C		E	F	1704-	
	1-09980-495-0		28	5402201-D17YZ	(B) M6X20				D			1704-	
	8-98061-682-0		2	8200834-D17YZ	(A) M6X18				D			1704-	
	8-98061-682-0		2	8200834-D17YZ	(A) M6X18				D			1704-	
258	--- nut 0-9118-0108-0		2	Q32008	M8 reel	A	B	C	D	E	F	1704-	
293	--- Right angle plate bracket assembly 8-97432-274-0	R	1	5300420-D17YZ	(C)	A	B	C	D	E	F	1704-	
	--- Left angle plate support assembly 8-97432-275-0	L	1	5300410-D17YZ	(C)	A	B	C	D	E	F	1704-	
	--- Bracket assembly - brake valve 8-97586-008-1		1	5301110-CYZ14	(A)	A	B	C	D	E	F	1704-	
	--- Bracket - buffer (left) 8-98008-124-1		1	5301015-CYZ14	(B)	A	B	C	D	E	F	1704-	
299	--- Right trim cover 8-98034-813-1	R	1	5300341-CYZ14		A	B	C	D	E	F	1704-	
	--- Left trim cover 8-98034-814-1	L	1	5300331-CYZ14		A	B	C	D	E	F	1704-	

6-05		Front wall panel																			
Figure No.																					
Index No.	Recommended grade/part name										Date of application	I T C									
	Part No.	L R	Q t y .	Qingling part No.	Remarks	Model applied															
						EXR 6W 420 -Height	EXR 6W 460 -Height	EXR 6U 380 -Height	EXZ 6U 380 height/reference	EXZ 6W 420 height			EXZ 6W 460 height								
A	B	C	D	E	F																
307	---	Fixing nail																			
		8-97410-738-0		2	5300167-CYZ14	(A)	A	B	C	D	E	F	1704-								
		8-98021-300-1		4	5300168-CYZ14	(B)	A	B	C	D	E	F	1704-								
		8-98034-363-1		2	5300169-CYZ14	(C)	A	B	C	D	E	F	1704-								
						Outer diameter =20															
308	---	Lining plate assembly--flow diversion cover																			
		8-97430-133-0		2	5401610-CYZ14					D			1704-								
384	---	Fixing nail																			
		1-09987-248-1		14	8101314-117/C	(B)	A	B	C	D	E	F	1704-								
						D8X13.5															
		8-98241-984-0		6	8101312-117/C	(A)				D			1704-								
						Inner diameter=5.4 Outer diameter =6.8															
		8-98241-984-0		10	8101312-117/C	(A)	A	B	C		E	F	1704-								
						Inner diameter=5.4 Outer diameter =6.8															
419	---	bolt																			
		0-2865-0820-0		8	Q1840820	M8X20 reel	A	B	C	D	E	F	1704-								
423	---	Front bracket assembly - right pedal																			
		8-97432-265-0	R	1	8405040-D17YZ		A	B	C	D	E	F	1704-								
	---	Front support assembly-left pedal																			
		8-97432-266-0	L	1	8405030-D17YZ		A	B	C	D	E	F	1704-								
472	---	Screw																			
		8-98287-886-0		14	6102219-D17YZ	(A)	A	B	C	D	E	F	1704-								
						M6X12															
		8-98306-639-0		6	6102218-D17YZ	(B)	A	B	C	D	E	F	1704-								
						M6X18															
486	---	Washer																			
		1-09985-170-0		4	6102217-D17YZ	Inner diameter=6.4 Outer diameter =18 T=1.6	A	B	C	D	E	F	1704-								
494	---	Sealing strip																			
		8-97432-234-0	R	1	8200843-D17YZ		A	B	C		E	F	1704-								
		8-97432-235-0	L	1	8200833-D17YZ		A	B	C		E	F	1704-								
		8-98252-916-1		1	8200833-D34EZ					D			1704-								
		8-98252-916-1		1	8200833-D34EZ					D			1704-								
517	---	Rear bracket assembly - right pedal																			
		8-97432-267-0	R	1	8405060-D17YZ		A	B	C	D	E	F	1704-								
	---	Rear support assembly-left pedal																			
		8-97432-268-0	L	1	8405050-D17YZ		A	B	C	D	E	F	1704-								
525	---	Sealing strip																			
		8-98250-594-1		1	6107484-D17YZ		A	B	C	D	E	F	1704-								
		8-98250-594-1		1	6107484-D17YZ		A	B	C	D	E	F	1704-								
526	---	Insertion strip																			
		8-97433-599-0		1	6102112-D17YZ		A	B	C	D	E	F	1704-								
		8-97433-599-0		1	6102112-D17YZ		A	B	C	D	E	F	1704-								

6-05		Front wall panel																			
Figure No.																					
Index No.	Recommended grade/part name										Date of application	I T C									
	Part No.	L R	Q t y .	Qingling part No.	Remarks	Model applied															
						EXR 6W 420 -Height	EXR 6W 460 -Height	EXR 6U 380 -Height	EXZ 6U 380 height/reference	EXZ 6W 420 height			EXZ 6W 460 height								
A	B	C	D	E	F																
532	--- bolt																				
	0-2845-1020-0		4	Q1841020	(A)	A	B	C	D	E	F	1704-									
	0-2865-0620-0		6	Q1840620	(B)	A	B	C	D	E	F	1704-									
	8-94279-207-0		2	1702244-P301	(C)	A	B	C	D	E	F	1704-									
533	--- Sealing strip--front panel																				
	8-98294-167-0		1	5206051-D17YZ		A	B	C	D	E	F	1704-									
	--- Fixing nail																				
	1-09470-001-0		4	8405123-117/C	(B)	A	B	C	D	E	F	1704-									
534	8-98241-984-0		24	8101312-117/C	(A)	A	B	C	D	E	F	1704-									
					Inner diameter=5.4 Outer diameter =6.8																
535	--- Right wheel brow outer plate assembly - front door	R	1	6102210-D17YZ		A	B	C	D	E	F	1704-									
	--- Left wheel brow outer plate assembly--front door	L	1	6102110-D17YZ		A	B	C	D	E	F	1704-									
540	--- Outer panel---front wall																				
543	8-97585-967-1		1	5300012-CYZ14		A	B	C	D	E	F	1704-									
543	--- Support assembly-wiper																				
543	8-97430-002-0		1	5301030-CYZ14		A	B	C	D	E	F	1704-									
545	--- Lower sealing strip assembly--front panel																				
545	8-98123-264-0		1	5302370-D17YZ		A	B	C	D	E	F	1704-									
546	--- Plug cover--front plate																				
546	8-94430-184-1		4	8504101-44		A	B	C	D	E	F	1704-									
547	--- Cushion pad																				
	8-94324-556-2		2	8101231-117/C	(A)	A	B	C	D	E	F	1704-									
548	8-98251-549-2		2	6102213-D17YZ	(B)	A	B	C	D	E	F	1704-									
					Outer diameter =22 L=17.8																
548	--- Hitting block																				
	1-79317-003-1		1	5302332-D17YZ	(A)	A	B	C	D	E	F	1704-									
548	--- Stopper - front panel																				
	8-98322-866-2		2	5302330-D17YZ	(B)	A	B	C	D	E	F	1704-									
550	--- Lock assembly-front panel																				
	1-79317-013-1		1	5302300-D17YZ	(A)	A	B	C	D	E	F	1704-									
	--- Lock sub-assembly - front panel																				
550	8-97432-281-0	R	1	5302320-D17YZ	(B)	A	B	C	D	E	F	1704-									
	8-97432-282-0	L	1	5302310-D17YZ	(B)	A	B	C	D	E	F	1704-									

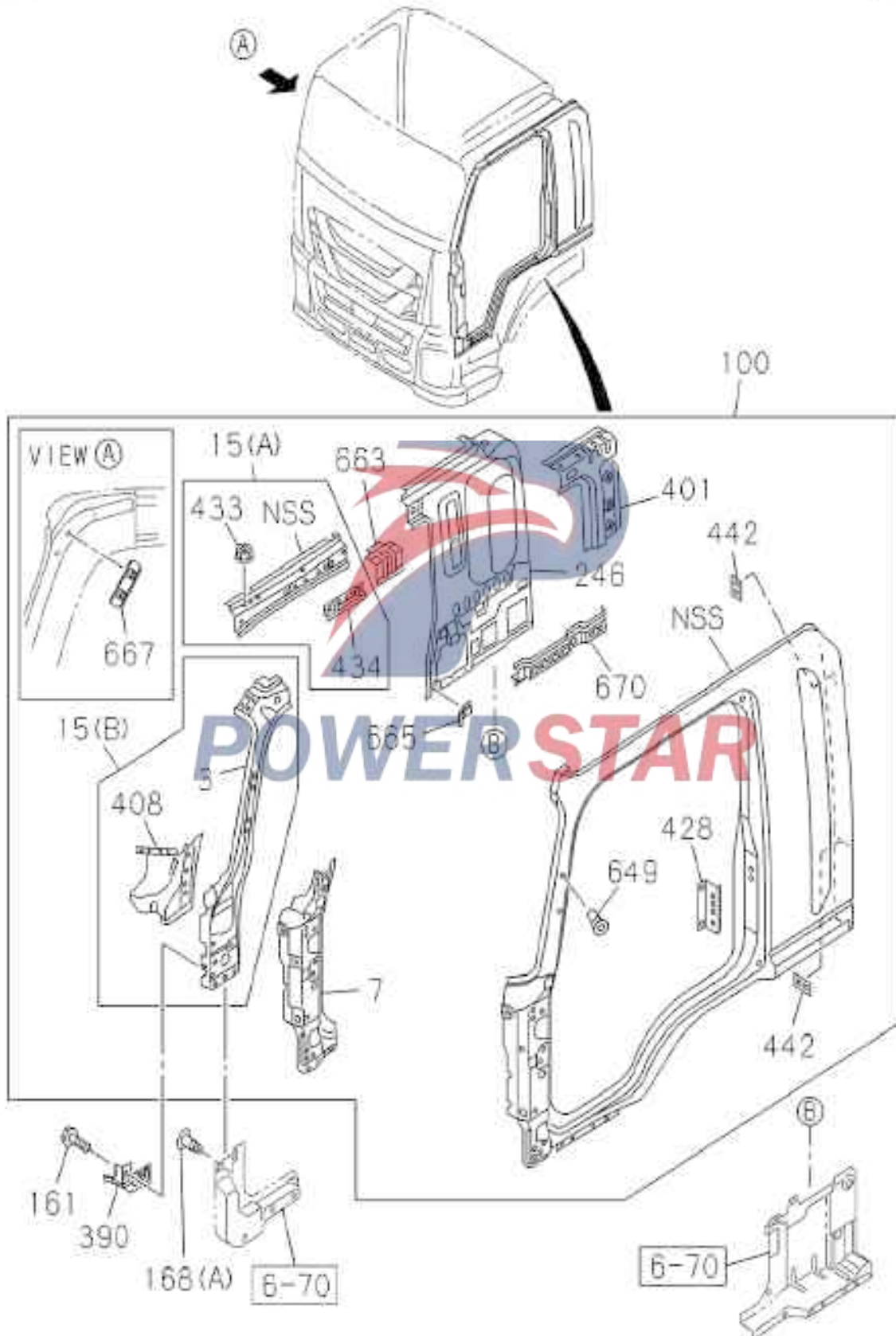
6-05		Front wall panel															
Figure No.																	
Index No.	Recommended grade/part name										Date of application	I T C					
	Part No.	L	R	Q	t	y	.	Qingling part No.	Remarks	Model applied							
										EXR 6W 420-Height			EXR 6W 460-Height	EXR 6U 380-Height	EXZ 6U 380 height/reference	EXZ 6W 420 height	EXZ 6W 460 height
A	B	C	D	E	F												
555	---	Cable assembly-front panel															
		8-98194-218-2		1			5302040-D17YZ			A	B	C	D	E	F	1704-	
556	---	bolt															
		0-2865-0616-0		1			Q1840616	M6X16 reel		A	B	C	D	E	F	1704-	
557	---	Clamp piece															
		8-94128-483-0		2			8402105-44	Inner diameter=4.8		A	B	C	D	E	F	1704-	
558	---	Switch board assembly--front panel															
		1-79338-007-1		1			5302050-CYZ14			A	B	C	D	E	F	1704-	
563	---	bolt															
		8-97035-378-0		3			5300169-D17YZ	M8X32		A	B	C	D	E	F	1704-	
573	---	Support assembly															
		8-98197-178-0	R	1			5301020-D17YZ			A	B	C	D	E	F	1704-	
		8-98197-180-0	L	1			5301040-D17YZ			A	B	C	D	E	F	1704-	
578	---	Wall plate – wiper motor															
		8-98017-702-1		1			5301013-CYZ14			A	B	C	D	E	F	1704-	
616	---	nut															
		0-9118-0108-0		1			Q32008	M8 reel		A	B	C	D	E	F	1704-	
659	---	Fixing nail															
		1-09983-154-0		3			6202055-26	(A) D5.4X8					D			1704-	
		1-09983-154-0		5			6202055-26	(A) D5.4X8		A	B	C		E	F	1704-	
		1-09983-154-0		3			6202055-26	(A) D5.4X8					D			1704-	
		1-09983-154-0		5			6202055-26	(A) D5.4X8		A	B	C		E	F	1704-	
		8-94279-974-1		1			8200831-P301	(B) Outer diameter =7.9 black		A	B	C	D	E	F	1704-	
		8-94279-974-1		2			8200831-P301	(B) Outer diameter =7.9 black		A	B	C		E	F	1704-	
		8-94279-974-1		1			8200831-P301	(B) Outer diameter =7.9 black		A	B	C	D	E	F	1704-	
		8-94279-974-1		2			8200831-P301	(B) Outer diameter =7.9 black		A	B	C		E	F	1704-	
666	---	Fixing nail															
		1-09983-154-0		10			6202055-26	(A) D5.4X8		A	B	C	D	E	F	1704-	
		1-09983-154-0		10			6202055-26	(A) D5.4X8		A	B	C	D	E	F	1704-	
		8-98071-178-0		2			6107476-CYZ14	(B)		A	B	C	D	E	F	1704-	
		8-98071-178-0		2			6107476-CYZ14	(B)		A	B	C	D	E	F	1704-	
668	---	Support rod of front panel															
		8-98076-339-1		1			5302059-CYZ14			A	B	C	D	E	F	1704-	

6-05		Front wall panel																			
Figure No.																					
Index No.	Recommended grade/part name										Date of application	I T C									
	Part No.	L R	Q t y .	Qingling part No.	Remarks	Model applied															
						EXR 6W 420-Height	EXR 6W 460-Height	EXR 6U 380-Height	EXZ 6U 380 height/reference	EXZ 6W 420 height			EXZ 6W 460 height								
A	B	C	D	E	F																
688	--- Cover plate																				
	8-98198-895-0		1	5302481-D17YZ	(A)	A	B	C	D	E	F	1704-									
	8-98200-988-1	L	1	5302112-D17YZ	(B)	A	B	C	D	E	F	1704-									
	8-98200-989-1	R	1	5302113-D17YZ	(B)	A	B	C	D	E	F	1704-									
689	--- Extension strap																				
	8-98194-252-2		1	5302381-D17YZ		A	B	C	D	E	F	1704-									
690	--- bolt																				
	8-97804-671-1		1	5302382-D17YZ	M6X16 reel	A	B	C	D	E	F	1704-									
691	--- Support assembly																				
	8-97432-283-0		1	5302350-D17YZ	(A)	A	B	C	D	E	F	1704-									
	8-97432-285-0		1	5302360-D17YZ	(B)	A	B	C	D	E	F	1704-									
692	--- Stop pin																				
	8-98251-459-0		1	5302353-D17YZ		A	B	C	D	E	F	1704-									
693	--- bolt																				
	8-98216-136-1		1	5302352-D17YZ		A	B	C	D	E	F	1704-									
694	--- Front left brow assembly																				
	8-97468-545-0	L	1	5402111-D17YZ	(A)	A	B	C	D	E	F	1704-									
	--- Front right brow assembly																				
	8-97468-549-0	R	1	5402210-D17YZ	(A)	A	B	C	D	E	F	1704-									
	--- Rear left brow assembly																				
	8-97468-547-0	L	1	5402310-D17YZ	(C)	A	B	C	D	E	F	1704-									
	--- Rear right brow assembly																				
	8-97468-551-0	R	1	5402020-D34EZ	(C)	A	B	C	D	E	F	1704-									



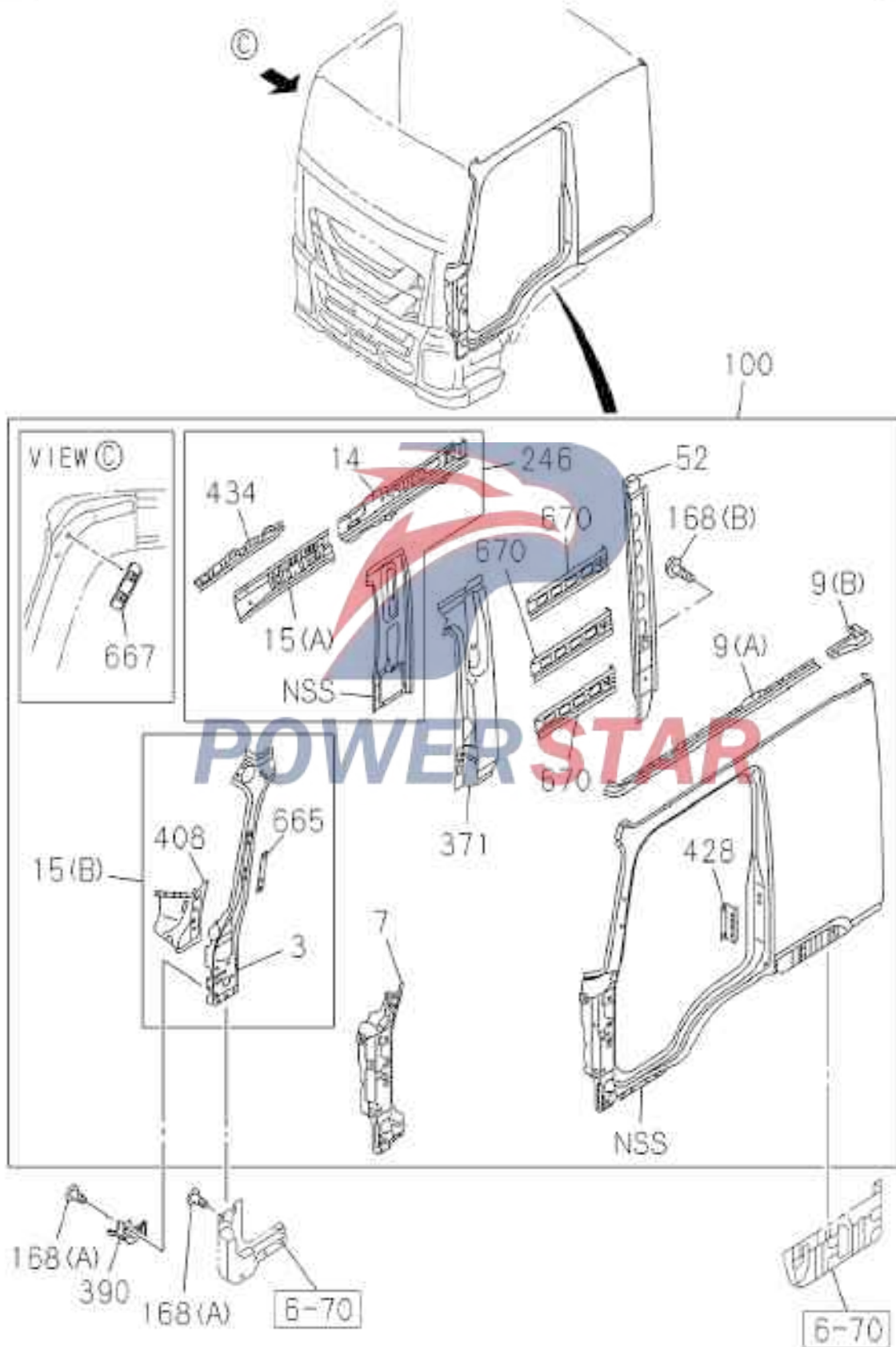
6-20 Side wall plate and step

Figure No.



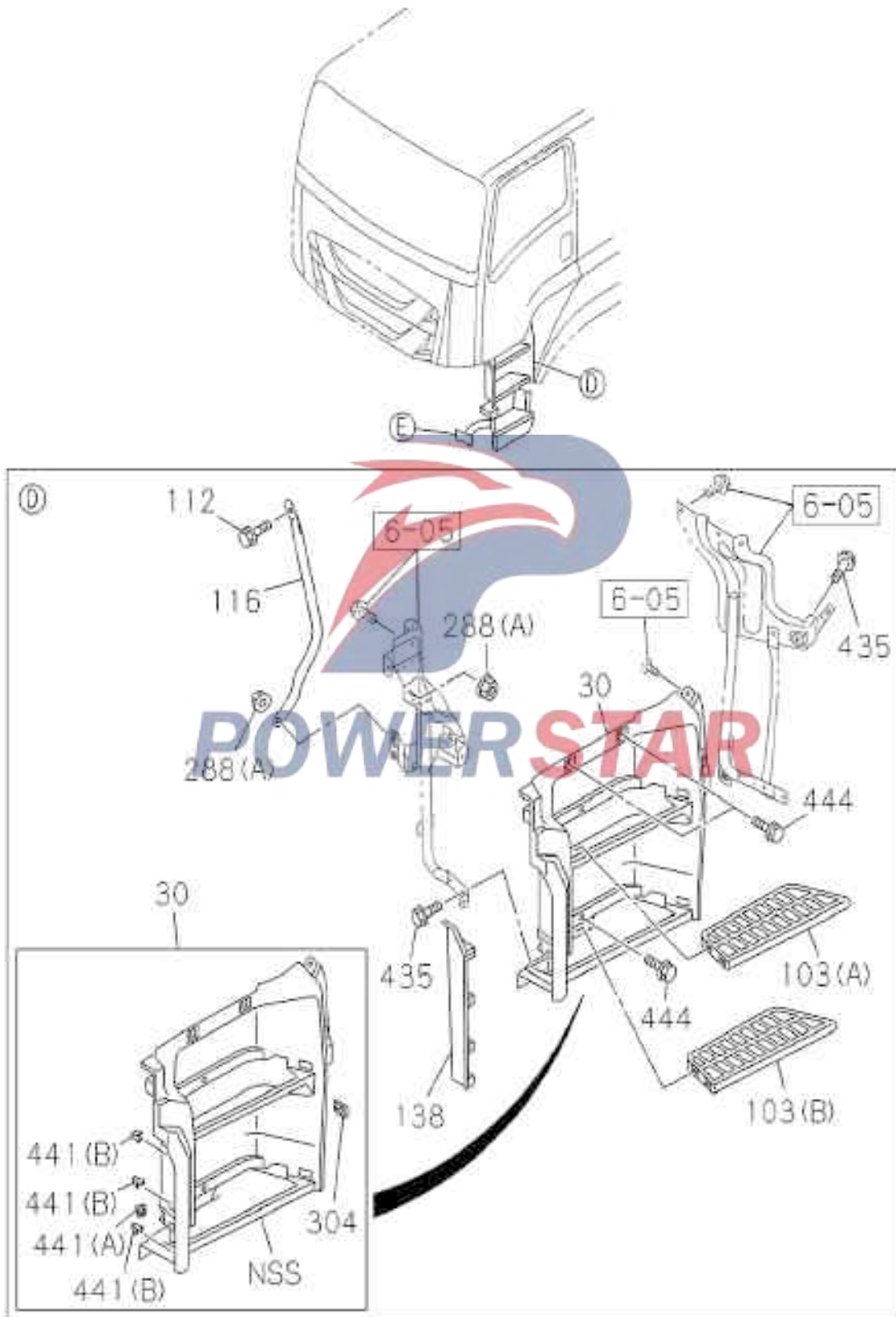
6-20 Side wall plate and step

Figure No.



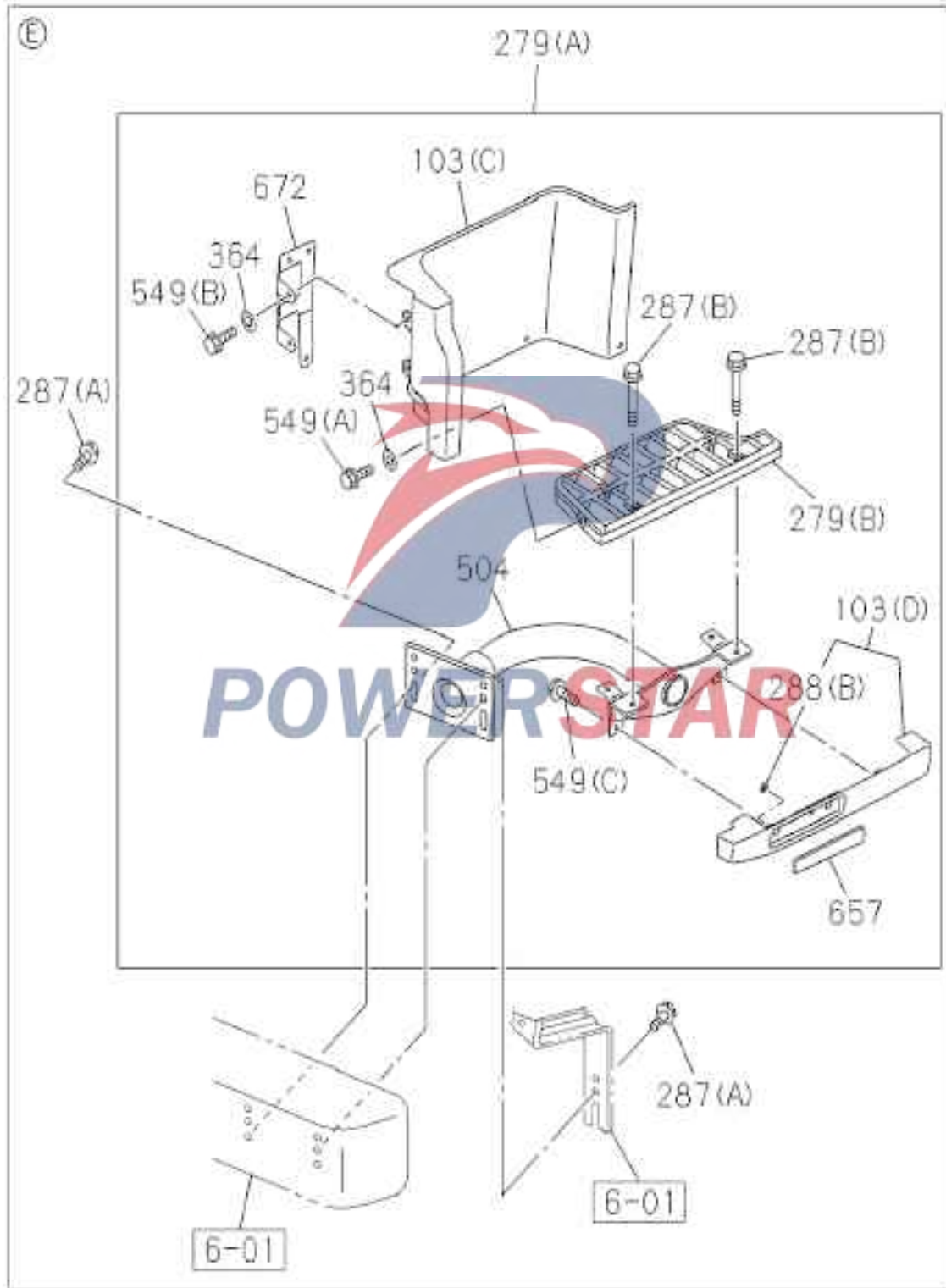
6-20 Side wall plate and step

Figure No.



6-20 Side wall plate and step

Figure No.



6-20		Side wall plate and step														
Figure No.																
Index No.	Recommended grade/part name										Date of application	I T C				
	Part No.	L	Q	t	y	Qingling part No.	Remarks	Model applied								
								EXR 6W 420 -Height	EXR 6W 460 -Height	EXR 6U 380 -Height			EXZ 6U 380 height/reference	EXZ 6W 420 height	EXZ 6W 460 height	
A	B	C	D	E	F											
3	Left front post inside panel subassembly															
	8-97433-098-0	R	1			5401720-D34EZ					D				1704-	
	8-97433-101-0	L	1			5401230-D34EZ					D				1704-	
	8-97433-519-0	R	1			5402410-D17YZ		A	B	C			E	F	1704-	
	8-97433-520-0	L	1			5401410-D17YZ		A	B	C			E	F	1704-	
7	Left stiffener assembly - right door hinge															
	8-97585-240-3	R	1			5402640-D17YZ					D				1704-	
	8-97585-240-3	R	1			5402640-D17YZ		A	B	C			E	F	1704-	
	Left reinforcing plate assembly -- left door hinge															
	8-97585-244-4	L	1			5401120-P301A		A	B	C			E	F	1704-	
	8-97585-244-4	L	1			5401120-P301A					D				1704-	
9	Connecting plate assembly - upper part of side wall															
	8-97433-459-0	R	1			5402620-D17YZ (A)		A	B	C			E	F	1704-	
	8-97433-460-0	L	1			5401220-D17YZ (A)		A	B	C			E	F	1704-	
	Connecting plate - rear upper part of side wall															
	8-97433-464-0	R	1			5402622-D17YZ (B)		A	B	C			E	F	1704-	
	8-97433-465-0	L	1			5401222-D17YZ (B)		A	B	C			E	F	1704-	
14	Roof side rail of of side wall (rear)															
	8-97433-499-0	R	1			5402701-D17YZ		A	B	C			E	F	1704-	
	8-97433-500-0	L	1			5401291-D17YZ		A	B	C			E	F	1704-	
15	Roof side rail assembly of of side wall (front)															
	8-97430-009-0	R	1			5401810-P301B (A)					D				1704-	
	8-97430-046-0	L	1			5401320-P301B (A)					D				1704-	
	Front post inside panel assembly															
	8-97433-097-0	R	1			5401700-D34EZ (B)					D				1704-	
	8-97433-100-0	L	1			5401200-D34EZ (B)					D				1704-	
	Roof side rail of of side wall (front)															
	8-97433-480-0	R	1			5402671-D17YZ (A)		A	B	C			E	F	1704-	
	8-97433-481-0	L	1			5401261-D17YZ (A)		A	B	C			E	F	1704-	
	Front post inside panel assembly															
	8-97433-516-0	R	1			5402400-D17YZ (B)		A	B	C			E	F	1704-	
	8-97433-517-0	L	1			5401400-D17YZ (B)		A	B	C			E	F	1704-	
30	Pedal assembly															
	8-97468-460-0	R	1			8405020-D17YZ		A	B	C	D	E	F	1704-		
	8-97468-461-0	L	1			8405010-D17YZ		A	B	C	D	E	F	1704-		
52	Inner panel assembly-side wall, rear															
	8-97433-511-0	R	1			5402730-D17YZ		A	B	C			E	F	1704-	
	8-97433-512-0	L	1			5401340-D17YZ		A	B	C			E	F	1704-	
100	Side wall outer panel assembly															
	8-97430-007-0	R	1			5401600-CYZ14					D				1704-	
	8-97433-454-1	L	1			5401100-D17YZ		A	B	C			E	F	1704-	
	Side wall assembly															
	8-97433-450-0	R	1			5400020-D17YZ		A	B	C			E	F	1704-	
	8-97433-451-0	L	1			5400010-D17YZ		A	B	C			E	F	1704-	

6-20		Side wall plate and step														
Figure No.																
Index No.	Recommended grade/part name										Date of application	I T C				
	Part No.	L	R	Q	t	y	Qingling part No.	Remarks	Model applied							
									EXR 6W 420 -Height	EXR 6W 460 -Height			EXR 6U 380 -Height	EXZ 6U 380 height/reference	EXZ 6W 420 height	EXZ 6W 460 height
A	B	C	D	E	F											
103	--- The second section of pedal - top															
	1-71907-174-1	R		1			8405022-D17YZ (A)		A	B	C	D	E	F	1704-	
	1-71907-249-1	L		1			8405012-D17YZ (A)		A	B	C	D	E	F	1704-	
	--- Baffle - pedal															
	8-97432-122-0	L		1			8405236-D17YZ (C)		A	B	C	D	E	F	1704-	
	8-97432-123-0	R		1			8405246-D17YZ (C)		A	B	C	D	E	F	1704-	
	--- Retaining plate															
	8-97432-134-0	R		1			8405237-D17YZ (D)		A	B	C	D	E	F	1704-	
	8-97432-135-0	L		1			8405247-D17YZ (D)		A	B	C	D	E	F	1704-	
	--- The second section of pedal - down															
	8-97432-259-0	R		1			8405021-D17YZ (B)		A	B	C	D	E	F	1704-	
	8-97432-260-0	L		1			8405011-D17YZ (B)		A	B	C	D	E	F	1704-	
112	--- bolt															
	0-2865-0820-0			2			Q1840820 M8X20 reel		A	B	C	D	E	F	1704-	
116	--- 支架															
	8-97432-269-0	R		1			8405080-D17YZ		A	B	C	D	E	F	1704-	
	8-97432-270-0	L		1			8405070-D17YZ		A	B	C	D	E	F	1704-	
138	--- Pedal side cover															
	8-97468-446-0	R		1			8405232-D17YZ		A	B	C	D	E	F	1704-	
	8-97468-447-0	L		1			8405231-D17YZ		A	B	C	D	E	F	1704-	
161	--- bolt															
	0-2805-0816-0			6			Q1840816 M8X16 reel					D			1704-	
168	--- bolt															
	0-2805-0816-0			8			Q1840816 (B) M8X16 reel		A	B	C		E	F	1704-	
	0-3805-0612-0			8			8200049-CYZ14 (A) T25 M6X12					D			1704-	
	0-3805-0612-0			16			8200049-CYZ14 (A) T25 M6X12		A	B	C		E	F	1704-	
246	--- Side wall inner panel sub-assembly															
	8-97433-475-0	R		1			5402660-D17YZ		A	B	C		E	F	1704-	
	8-97433-476-0	L		1			5401250-D17YZ		A	B	C		E	F	1704-	
	--- Rear pillar inner panel															
	8-97586-156-6	R		1			5402311-D17YZ					D			1704-	
	8-97586-158-6	L		1			5401301-CYZ14					D			1704-	
279	--- Pedal assembly															
	8-97432-116-0	R		1			8405200-D17YZ (A)		A	B	C	D	E	F	1704-	
	8-97432-117-0	L		1			8405210-D17YZ (A)		A	B	C	D	E	F	1704-	
	8-97432-120-0	R		1			8405230-D17YZ (B)		A	B	C	D	E	F	1704-	
	8-97432-121-0	L		1			8405240-D17YZ (B)		A	B	C	D	E	F	1704-	
287	--- bolt															
	0-2805-1230-0			8			Q1841230(P=1.25) (A) M12X30 reel		A	B	C	D	E	F	1704-	
	0-2865-0840-0			4			Q1840840 (B) M8X40 reel		A	B	C	D	E	F	1704-	
	0-2865-0840-0			4			Q1840840 (B) M8X40 reel		A	B	C	D	E	F	1704-	

6-20		Side wall plate and step														
Figure No.																
Index No.	Recommended grade/part name										Date of application	I T C				
	Part No.	L	R	Q	t	y	Qingling part No.	Remarks	Model applied							
									EXR 6W 420 -Height	EXR 6W 460 -Height			EXR 6U 380 -Height	EXZ 6U 380 height/reference	EXZ 6W 420 height	EXZ 6W 460 height
A	B	C	D	E	F											
288	---	nut														
	0-9118-0108-0			4			Q32008	(A)	A	B	C	D	E	F	1704-	
								M8 reel								
	0-9118-0108-0			4			Q32008	(A)	A	B	C	D	E	F	1704-	
								M8 reel								
	0-9118-0108-0			4			Q32008	(A)	A	B	C	D	E	F	1704-	
								M8 reel								
	8-97811-510-0			2			8405013-P301	(B)	A	B	C	D	E	F	1704-	
	8-97811-510-0			2			8405013-P301	(B)	A	B	C	D	E	F	1704-	
304	---	Nut clamp piece														
	8-98040-792-0			1			8405014-CYZ14	M8	A	B	C	D	E	F	1704-	
	8-98040-792-0			1			8405014-CYZ14	M8	A	B	C	D	E	F	1704-	
364	---	Washer														
	0-9161-0706-0			5			Q40106	Inner diameter=6.4 Outer diameter =18	A	B	C	D	E	F	1704-	
	0-9161-0706-0			5			Q40106	Inner diameter=6.4 Outer diameter =18	A	B	C	D	E	F	1704-	
371	---	Stiffener - seat belt and shoulder strap														
	8-97433-505-0	R		1			5402720-D17YZ		A	B	C		E	F	1704-	
	8-97433-506-0	L		1			5401310-D17YZ		A	B	C		E	F	1704-	
390	---	Support plate assembly - rocker and forearm plate (right)														
	8-97430-108-0	R		1			5100080-CYZ14		A	B	C	D	E	F	1704-	
	---	Support plate assembly-rocker arm and front arm plate (left)														
	8-97430-109-0	L		1			5100070-CYZ14		A	B	C	D	E	F	1704-	
401	---	Right stiffener assembly - seat belt and shoulder strap														
	8-97430-529-0	R		1			5401820-PF401					D			1704-	
	---	Left reinforcing plate assembly--shoulder belt of seat belt														
	8-97431-031-0	L		1			5401310-PF401					D			1704-	
408	---	Gusset assembly - lower part of right front pillar														
	8-97430-939-0	R		1			5401710-CYZ14		A	B	C		E	F	1704-	
	8-97430-939-0	R		1			5401710-CYZ14					D			1704-	
	---	Angle support plate assembly -- left front post, lower														
	8-97430-940-0	L		1			5401220-CYZ14		A	B	C		E	F	1704-	
	8-97430-940-0	L		1			5401220-CYZ14					D			1704-	
428	---	Stiffener assembly - right door stopper														
	8-97585-260-4	R		1			5401630-P301					D			1704-	
	8-97585-260-4	R		1			5401630-P301		A	B	C		E	F	1704-	
	---	Reinforcing plate assembly -- left door hitting block														
	8-97585-261-4	L		1			5401130-P301				C		E	F	1704-	
	8-97585-261-4	L		1			5401130-P301					D			1704-	
433	---	Welded nut														
	9-0911-4086-0			2			T364A06	M6	A	B	C		E	F	1704-	
	9-0911-4086-0			2			T364A06	M6				D			1704-	

6-20		Side wall plate and step											
Figure No.													
Index No.	Recommended grade/part name										Date of application	I T C	
	Part No.	L	Q t y .	Qingling part No.	Remarks	Model applied							
						EXR 6W 420 -Height	EXR 6W 460 -Height	EXR 6U 380 -Height	EXZ 6U 380 height/reference	EXZ 6W 420 height			EXZ 6W 460 height
A	B	C	D	E	F								
434	--- Right reinforcing place assembly--right auxiliary handle 8-97433-483-0	R	1	5402680-D17YZ		A	B	C		E	F	1704-	
	--- Left reinforcing place assembly--left auxiliary handle 8-97433-484-0	L	1	5401270-D17YZ		A	B	C		E	F	1704-	
	--- Right reinforcing place assembly--right auxiliary handle 8-98039-019-0	R	1	5401860-P301						D		1704-	
	--- Left reinforcing place assembly--left auxiliary handle 8-98039-020-0	L	1	5401360-P301						D		1704-	
435	--- bolt 8-94279-218-0		16	8405013-D17YZ	M8X29.5	A	B	C	D	E	F	1704-	
441	--- Clamp piece 8-98281-705-1		1	8405015-D17YZ	(A)	A	B	C	D	E	F	1704-	
	8-98281-705-1		1	8405015-D17YZ	(A)	A	B	C	D	E	F	1704-	
	8-98302-371-0		4	8405016-D17YZ	(B)	A	B	C	D	E	F	1704-	
	8-98302-371-0		4	8405016-D17YZ	(B)	A	B	C	D	E	F	1704-	
442	--- Lining plate assembly--flow diversion cover 8-97430-133-0		2	5401610-CYZ14					D			1704-	
444	--- bolt 8-98059-720-0		6	5109088-CYZ14	M8X24.5	A	B	C	D	E	F	1704-	
504	--- Pedal assembly 8-97432-118-0	R	1	8405201-D17YZ		A	B	C	D	E	F	1704-	
	8-97432-119-0	L	1	8405211-D17YZ		A	B	C	D	E	F	1704-	
549	--- bolt 0-2805-0616-0		3	Q1840616	(A) M6X16 reel	A	B	C	D	E	F	1704-	
	0-2805-0616-0		3	Q1840616	(A) M6X16 reel	A	B	C	D	E	F	1704-	
	0-2805-0625-0		3	Q1840625	(B) M6X25 reel	A	B	C	D	E	F	1704-	
	0-2805-0625-0		3	Q1840625	(B) M6X25 reel	A	B	C	D	E	F	1704-	
	0-2805-0816-0		4	Q1840816	(C) M8X16 reel	A	B	C	D	E	F	1704-	
	0-2805-0816-0		4	Q1840816	(C) M8X16 reel	A	B	C	D	E	F	1704-	
649	--- Antenna seat 8-97249-574-0		2	5401102-P301	M5	A	B	C		E	F	1704-	
	8-97249-574-0		2	5401102-P301	M5				D			1704-	
657	--- Reflector 8-97378-910-0		1		AMBER	A	B	C	D	E	F	1704-	
	8-97378-910-0		1		AMBER	A	B	C	D	E	F	1704-	
663	--- Support assembly 8-97585-207-2	R	1	5401610-P301					D			1704-	
	8-97585-208-2	L	1	5401110-P301					D			1704-	

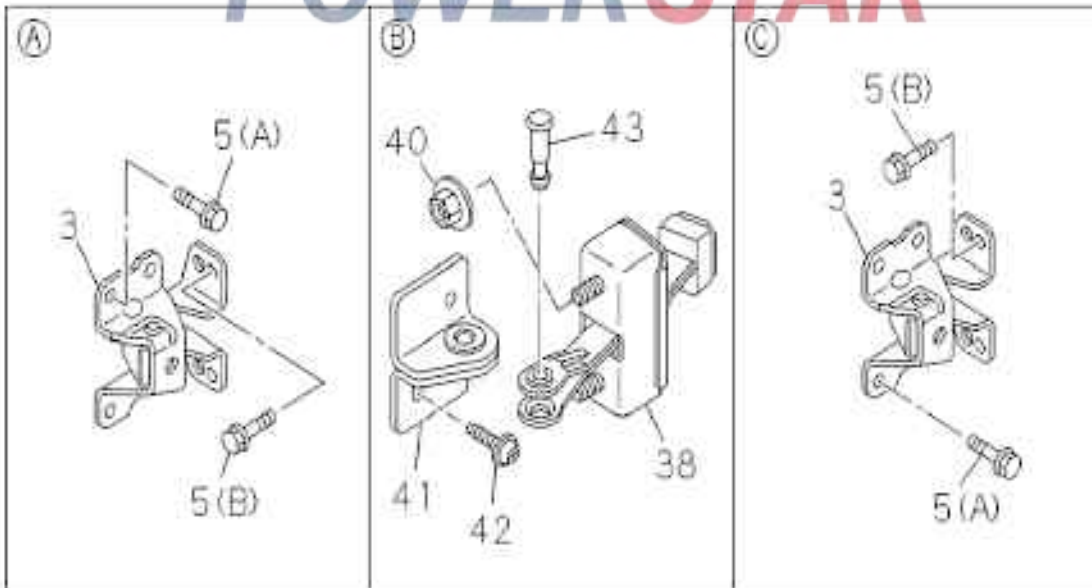
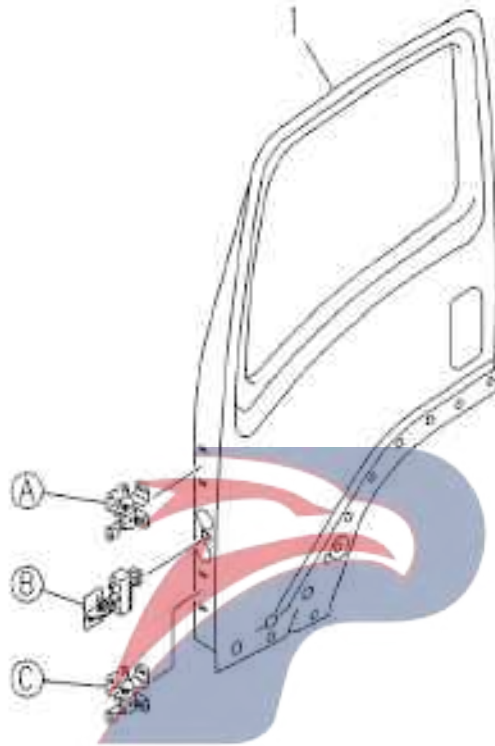
Figure No.

Index No.	Recommended grade/part name				Remarks	Model applied						Date of application	I T C	
	Part No.	L R	Q t y .	Qingling part No.		EXR 6W 420 -Height	EXR 6W 460 -Height	EXR 6U 380 -Height	EXZ 6U 380 height/reference	EXZ 6W 420 height	EXZ 6W 460 height			
						A	B	C	D	E	F			
665	---													
	Reinforcing plate assembly -- front post													
	8-97585-314-0		1	5401210-P301	A	B	C		E	F	1704-			
	8-97585-314-0		1	5401210-P301	A	B	C		E	F	1704-			
	8-98012-287-1		1	5401330-P301				D			1704-			
	8-98012-287-1		1	5401330-P301				D			1704-			
667	---													
	Support assembly-upper rearview mirror													
	8-98109-948-0		1	5401650-CYZ14	A	B	C	D	E	F	1704-			
670	---													
	Reinforcing plate -- side wall													
	8-97433-509-0		3	5401301-D17YZ	A	B	C		E	F	1704-			
	8-97433-509-0		3	5401301-D17YZ	A	B	C		E	F	1704-			
	8-98015-044-1		1	5401104-PF401				D			1704-			
	8-98015-044-1		1	5401104-PF401				D			1704-			
672	---													
	Bracket													
	8-97432-124-0	R	1	8405235-D17YZ	A	B	C	D	E	F	1704-			
	8-97432-125-0	L	1	8405245-D17YZ	A	B	C	D	E	F	1704-			



6-30 Front door and hinge

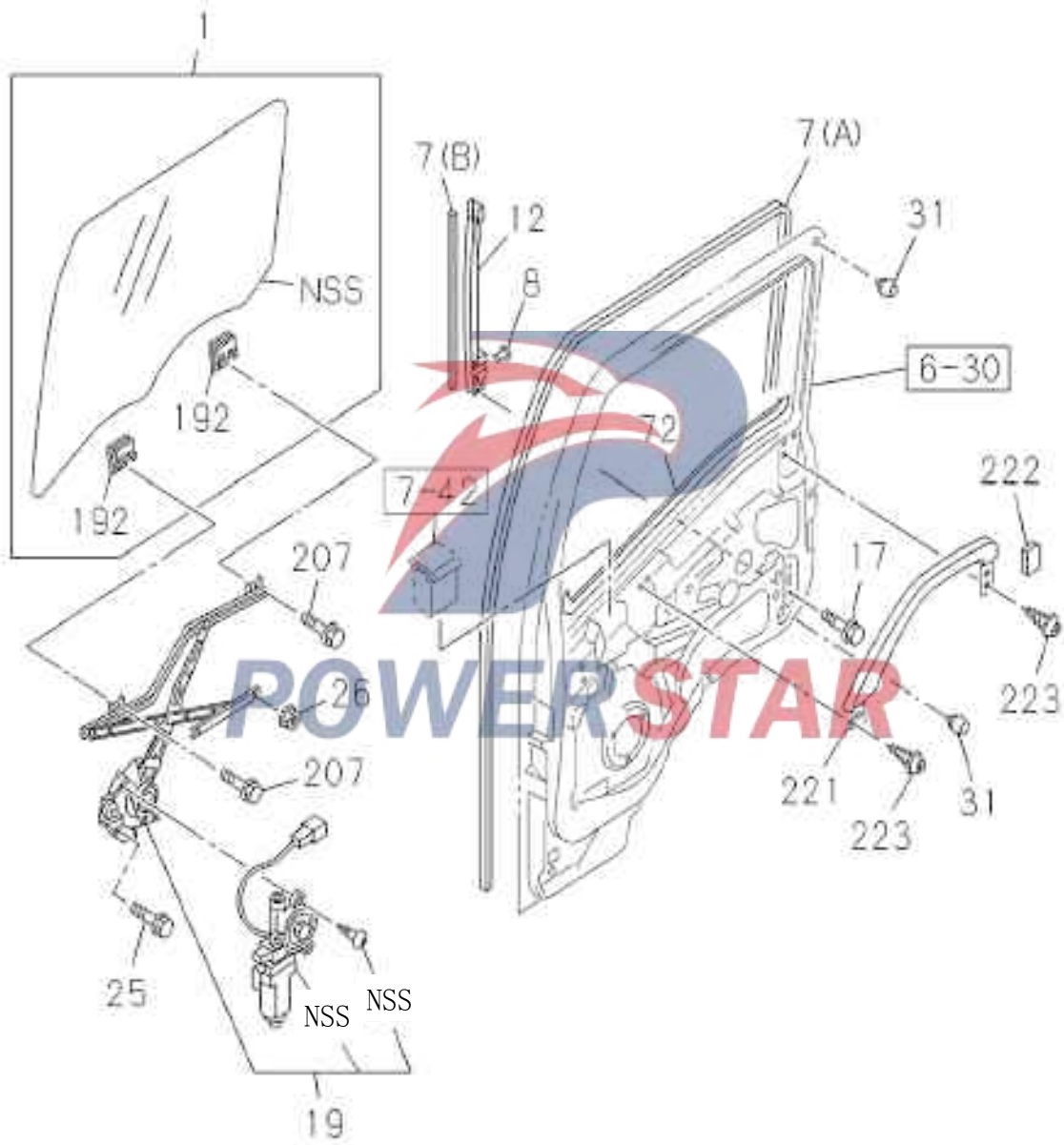
Figure No.



6-30		Front door and hinge															
Figure No.																	
Index No.	Recommended grade/part name										Date of application	I T C					
	Part No.	L R	Q t y .	Qingling part No.	Remarks	Model applied											
						EXR 6W 420 -Height	EXR 6W 460 -Height	EXR 6U 380 -Height	EXZ 6U 380 height/reference	EXZ 6W 420 height			EXZ 6W 460 height				
A	B	C	D	E	F												
1	--- Door assembly																
	8-97433-606-0	R	1	6100020-D17YZ		A	B	C	D	E	F	1704-					
	8-97433-607-0	L	1	6100010-D17YZ		A	B	C	D	E	F	1704-					
3	--- Vehicle hinge assembly																
	8-98191-302-0		4	6106010-CYZ14		A	B	C	D	E	F	1704-					
5	--- bolt																
	8-98049-756-0		12	6106022-P301	(A) M8X20 reel	A	B	C	D	E	F	1704-					
	8-98049-756-0		8	6106022-P301	(B) M8X20 reel	A	B	C	D	E	F	1704-					
38	--- Adjustment arm assembly-door																
	8-98031-730-6		2	6107580-CYZ14		A	B	C	D	E	F	1704-					
40	--- nut																
	8-98302-918-0		4	3404211-D17YZ	M8	A	B	C	D	E	F	1704-					
41	--- Support assembly																
	8-98029-290-4		2	6107590-CYZ14		A	B	C	D	E	F	1704-					
42	--- bolt																
	8-98032-159-2		4	6107536-CYZ14	Inner diameter=8.4 Outer diameter =22	A	B	C	D	E	F	1704-					
43	--- Pin																
	8-98037-152-2		2	6107537-CYZ14		A	B	C	D	E	F	1704-					

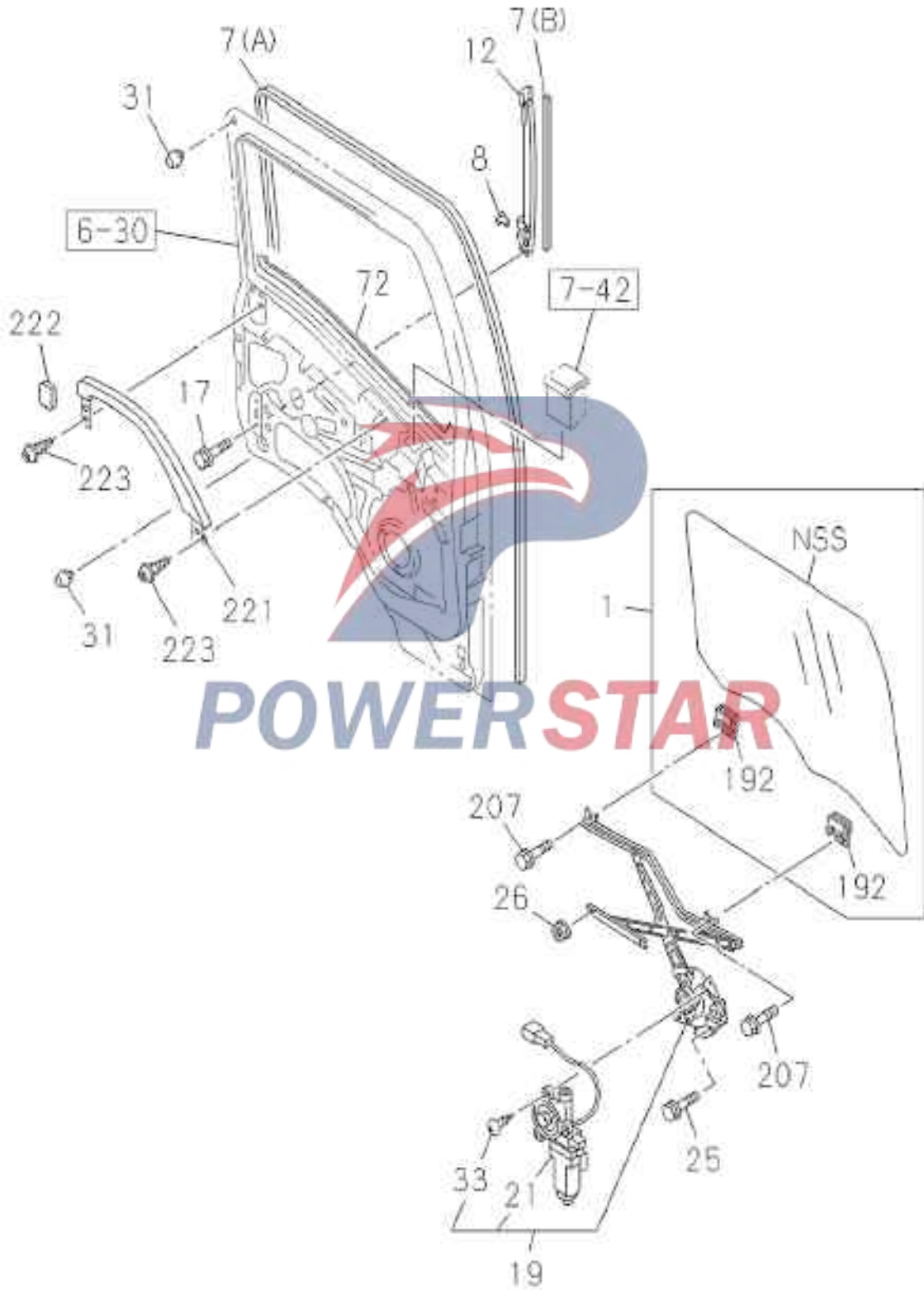
6-31 Front door window and window regulator

Figure No.

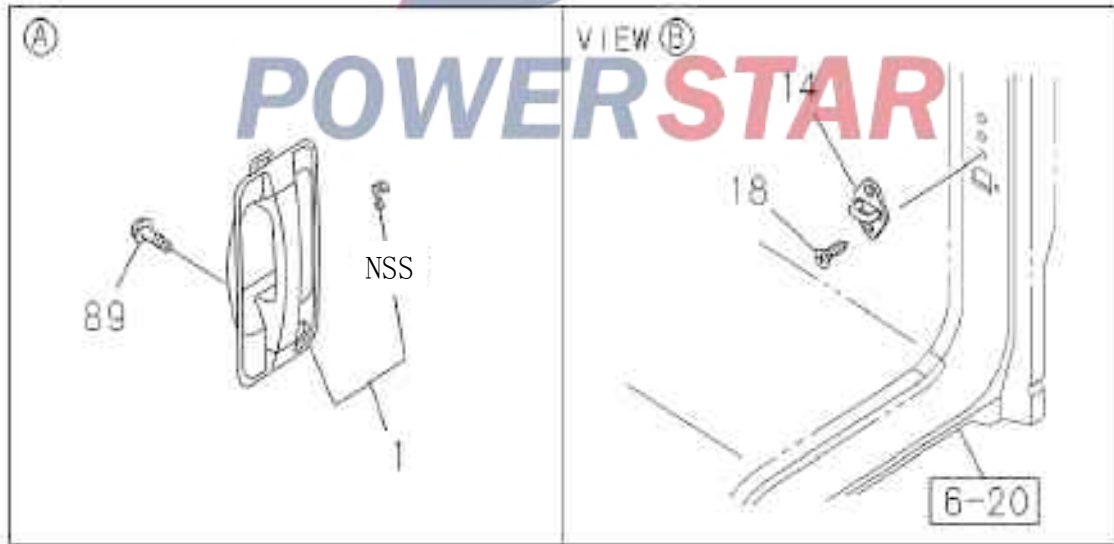
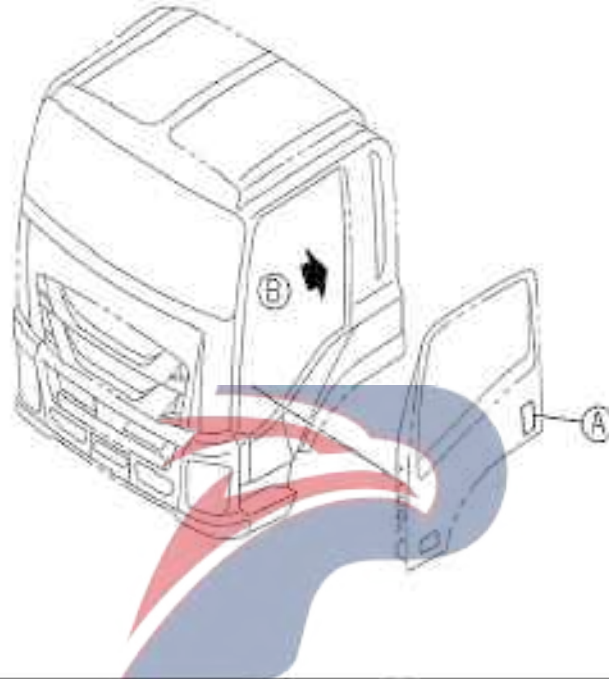


6-31 Front door window and window regulator

Figure No.



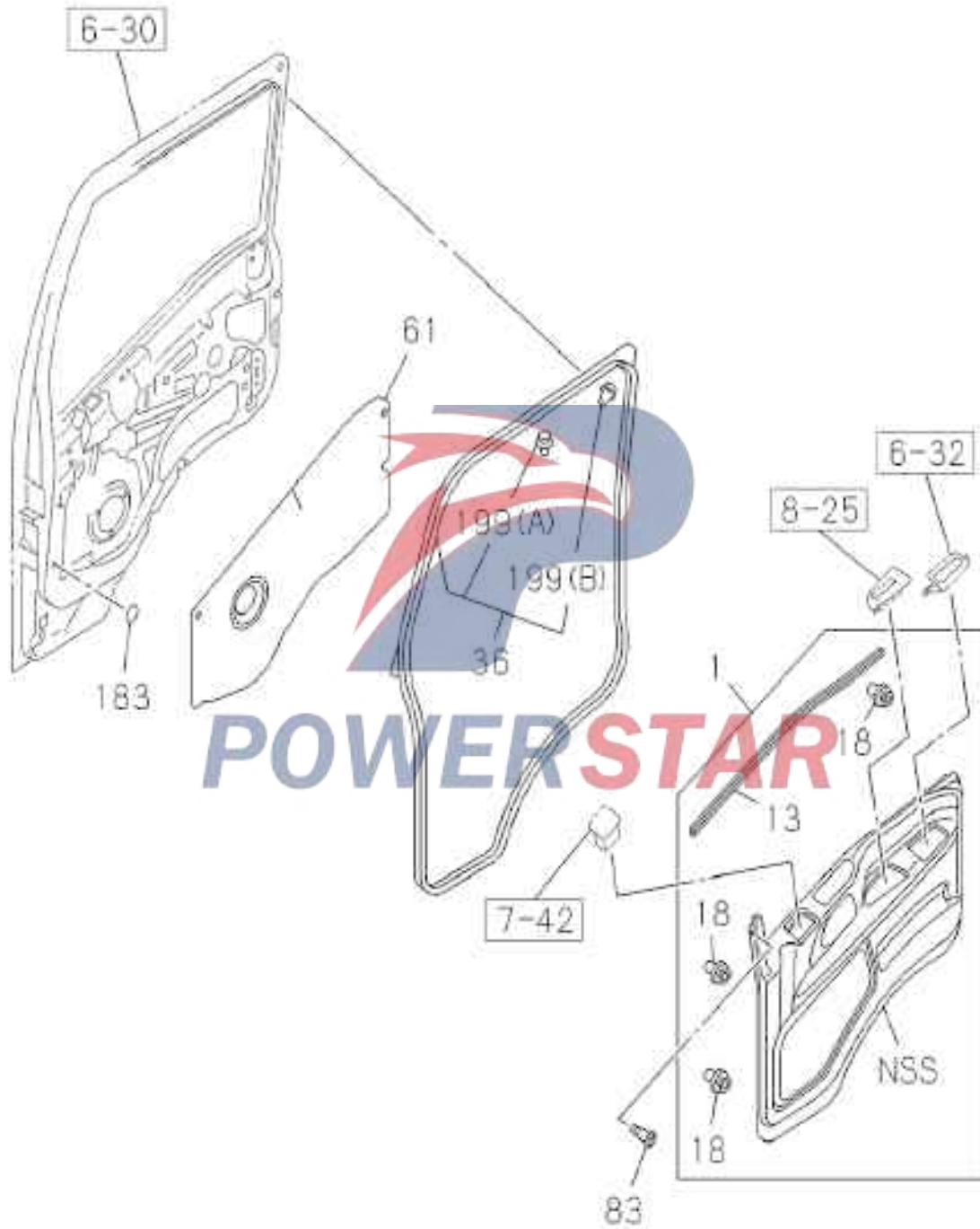
6-31		Front door window and window regulator											
Figure No.													
Index No.	Recommended grade/part name										Date of application	I T C	
	Part No.	L R	Q t y .	Qingling part No.	Remarks	Model applied							
						EXR 6W 420 -Height	EXR 6W 460 -Height	EXR 6U 380 -Height	EXZ 6U 380 height/reference	EXZ 6W 420 height			EXZ 6W 460 height
A	B	C	D	E	F								
1	Front door glass assembly												
	8-98211-764-0	R	1			A	B	C	D	E	F	1704-	
	8-98211-765-0	L	1	6103010-CYZ14		A	B	C	D	E	F	1704-	
7	Glass slide slot rubber strip-left front door												
	8-98029-195-3	R	1	6107241-P301A	(A)	A	B	C	D	E	F	1704-	
	8-98029-196-3	L	1	6107231-P301A	(A)	A	B	C	D	E	F	1704-	
	Glass chute strip - right front door												
	8-98031-742-2		2	6107261-P301	(B)	A	B	C	D	E	F	1704-	
8	Clamp piece												
	8-98048-796-0		2	6107269-CYZ14		A	B	C	D	E	F	1704-	
12	Guideway assembly - behind the right front door glass												
	8-98188-418-0	R	1	6107280-CYZ14		A	B	C	D	E	F	1704-	
	Guide slot assembly--left front door window, rear												
	8-98188-419-0	L	1	6107270-CYZ14		A	B	C	D	E	F	1704-	
17	bolt												
	0-2805-0610-0		4	Q1840610	M6X10 reel	A	B	C	D	E	F	1704-	
19	Right front door glass lifter assembly												
	8-98029-236-3	R	1	6104020-CYZ14		A	B	C	D	E	F	1704-	
	Left front window regulator assembly												
	8-98029-237-3	L	1	6104010-CYZ14		A	B	C	D	E	F	1704-	
25	bolt												
	0-2805-0610-0		8	Q1840610	M6X10 reel	A	B	C	D	E	F	1704-	
26	nut												
	0-9118-0106-0		4	Q32006	M6 reel	A	B	C	D	E	F	1704-	
31	Stop rubber pad--front door												
	8-94358-581-0		4	6107538-CYZ14		A	B	C	D	E	F	1704-	
72	Left trim strip assembly												
	8-98029-192-1	R	1	6107140-P301		A	B	C	D	E	F	1704-	
	8-98029-193-1	L	1	6107130-P301		A	B	C	D	E	F	1704-	
192	Retainer assembly-front door glass												
	8-98211-762-0		2	6103030-CYZ14		A	B	C	D	E	F	1704-	
	8-98211-762-0		2	6103030-CYZ14		A	B	C	D	E	F	1704-	
207	bolt												
	0-2805-0610-0		4	Q1840610	M6X10 reel	A	B	C	D	E	F	1704-	
221	Handle--left front door, upper												
	8-97468-430-2	R	1	6107521-D17YZ		A	B	C	D	E	F	1704-	
	8-97468-431-2	L	1	6107511-D17YZ		A	B	C	D	E	F	1704-	
222	Trim cap--left handle												
	8-97468-432-0	R	1	6107541-D17YZ		A	B	C	D	E	F	1704-	
	8-97468-433-0	L	1	6107531-D17YZ		A	B	C	D	E	F	1704-	
223	bolt												
	0-3805-0625-0		8	6107539-CYZ14	T25 M6X25	A	B	C	D	E	F	1704-	



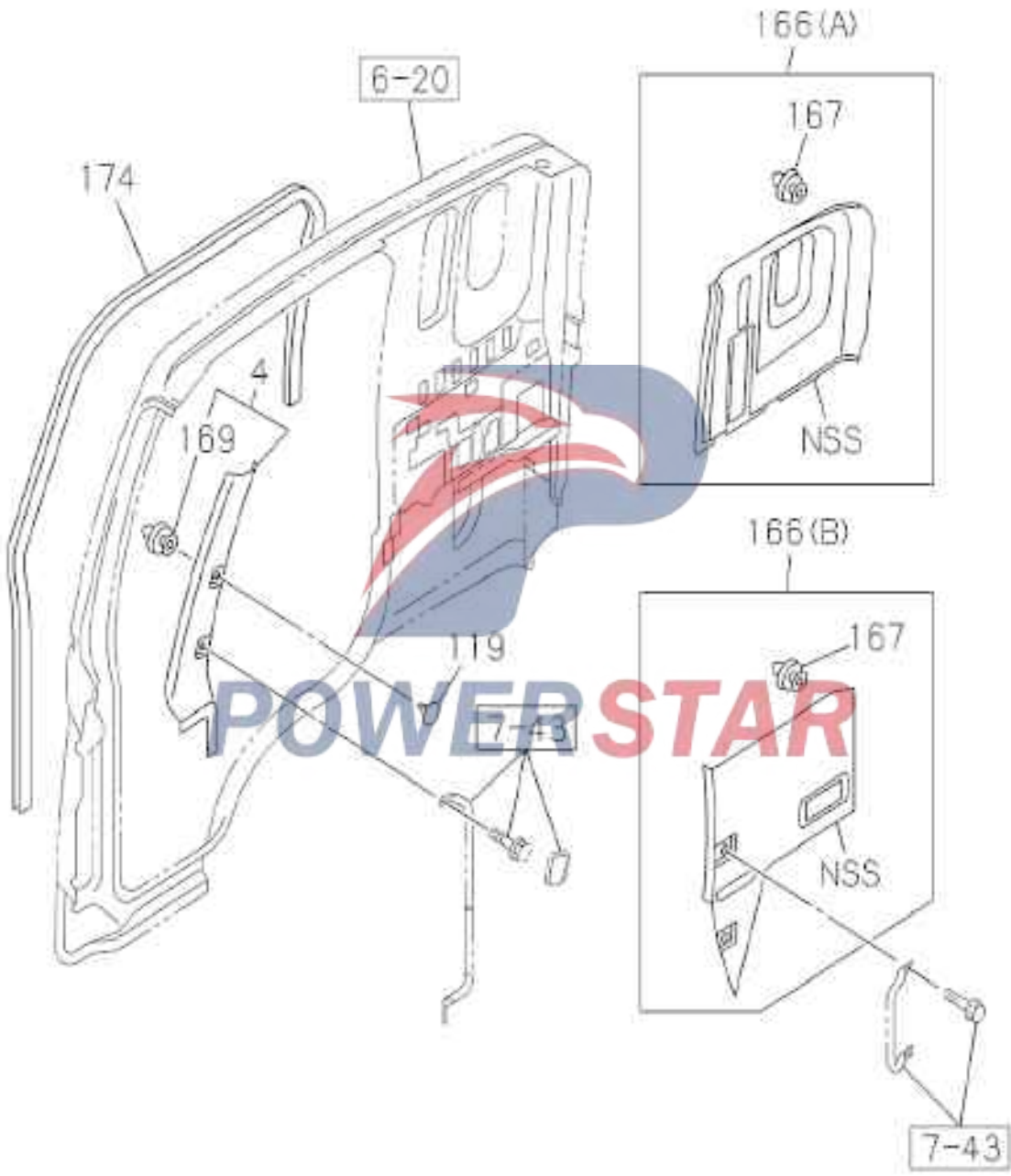
6-32		Front door lock and handle											
Figure No.													
Index No.	Recommended grade/part name										Date of application	I T C	
	Part No.	L R	Q t y .	Qingling part No.	Remarks	Model applied							
						EXR 6W 420 -Height	EXR 6W 460 -Height	EXR 6U 380 -Height	EXZ 6U 380 height/reference	EXZ 6W 420 height			EXZ 6W 460 height
						A	B	C	D	E			F
1	---	Left front door outer handle assembly											
	8-98037-100-2	L	1	6107310-P301		A	B	C	D	E	F	1704-	
	8-98037-101-2	R	1	6107320-P301		A	B	C	D	E	F	1704-	
8	---	Door lock assembly--left front door											
	8-98017-421-1	R	1	6105200-CYZ14		A	B	C	D	E	F	1704-	
	8-98017-422-2	L	1	6105100-CYZ14		A	B	C	D	E	F	1704-	
14	---	Hitting block assembly--front door											
	8-98029-173-2		2	6107210-P301		A	B	C	D	E	F	1704-	
18	---	Screw--hitting block assembly											
	8-98004-343-2		4	6107533-CYZ14	M8X20	A	B	C	D	E	F	1704-	
28	---	Trim cover--left front door inside handle											
	8-97426-942-0	L	1	6107591-D17YZ	Black	A	B	C	D	E	F	1704-	
	---	Trim cover - right front door handle											
	8-97426-943-0	R	1	6107581-D17YZ	Black	A	B	C	D	E	F	1704-	
33	---	Left inner handle and connecting rod assembly											
	8-97426-944-1	L	1	6107810-CYZ14	Black	A	B	C	D	E	F	1704-	
	---	Left inner handle and connecting rod assembly											
	8-97426-945-1	R	1	6107820-CYZ14	Black	A	B	C	D	E	F	1704-	
41	---	screw											
	0-7238-0516-0		2	8204339-CYZ14	M5X16	A	B	C	D	E	F	1704-	
43	---	Washer nut--internal handle											
	8-94279-078-0		2	5107223-801	D=8.6X7.7 L=7.5	A	B	C	D	E	F	1704-	
56	---	Internal handle box--left and front door											
	8-97426-938-1	L	1	6107551-D17YZ	Dark gray	A	B	C	D	E	F	1704-	
	---	Inner handle box - front right door											
	8-97426-939-1	R	1	6107561-D17YZ	Dark gray	A	B	C	D	E	F	1704-	
89	---	bolt											
	0-2805-0610-0		4	Q1840610	M6X10 reel	A	B	C	D	E	F	1704-	
91	---	bolt											
	0-2805-0610-0		2	Q1840610	(B) M6X10 reel	A	B	C	D	E	F	1704-	
	8-98004-342-0		6	6107534-CYZ14	(A) M6X14.5	A	B	C	D	E	F	1704-	
102	---	Washer nut--internal handle											
	8-94279-078-0		6	5107223-801	D=8.6X7.7 L=7.5	A	B	C	D	E	F	1704-	
125	---	Bracket											
	8-97585-927-0		2	6107011-P301		A	B	C	D	E	F	1704-	
131	---	screw											
	0-7238-0516-0		2	8204339-CYZ14	M5X16	A	B	C	D	E	F	1704-	
133	---	Screw											
	0-7238-0516-0		6	8204339-CYZ14	M5X16	A	B	C	D	E	F	1704-	

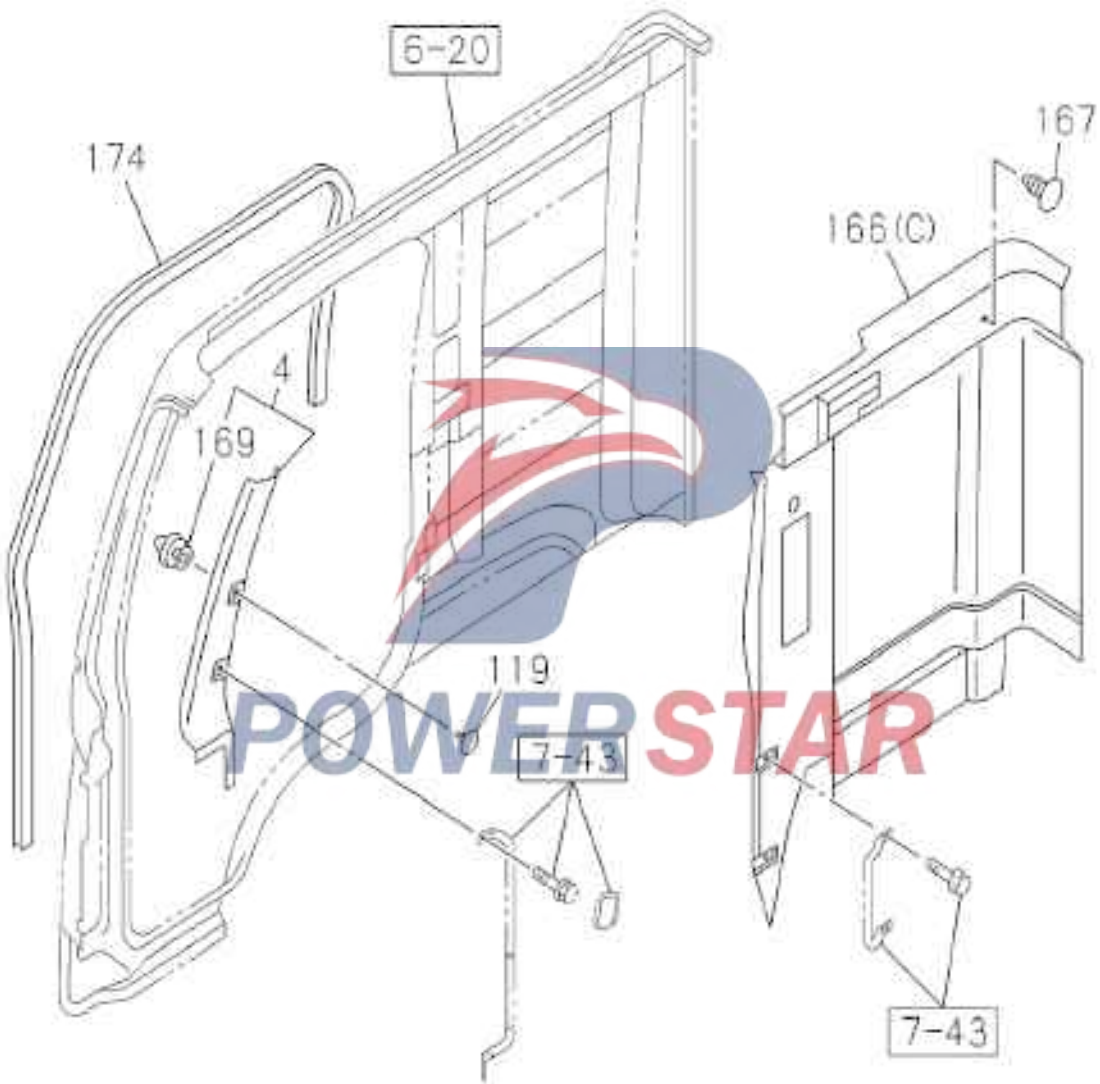
6-35 Front door interior trim device

Figure No.

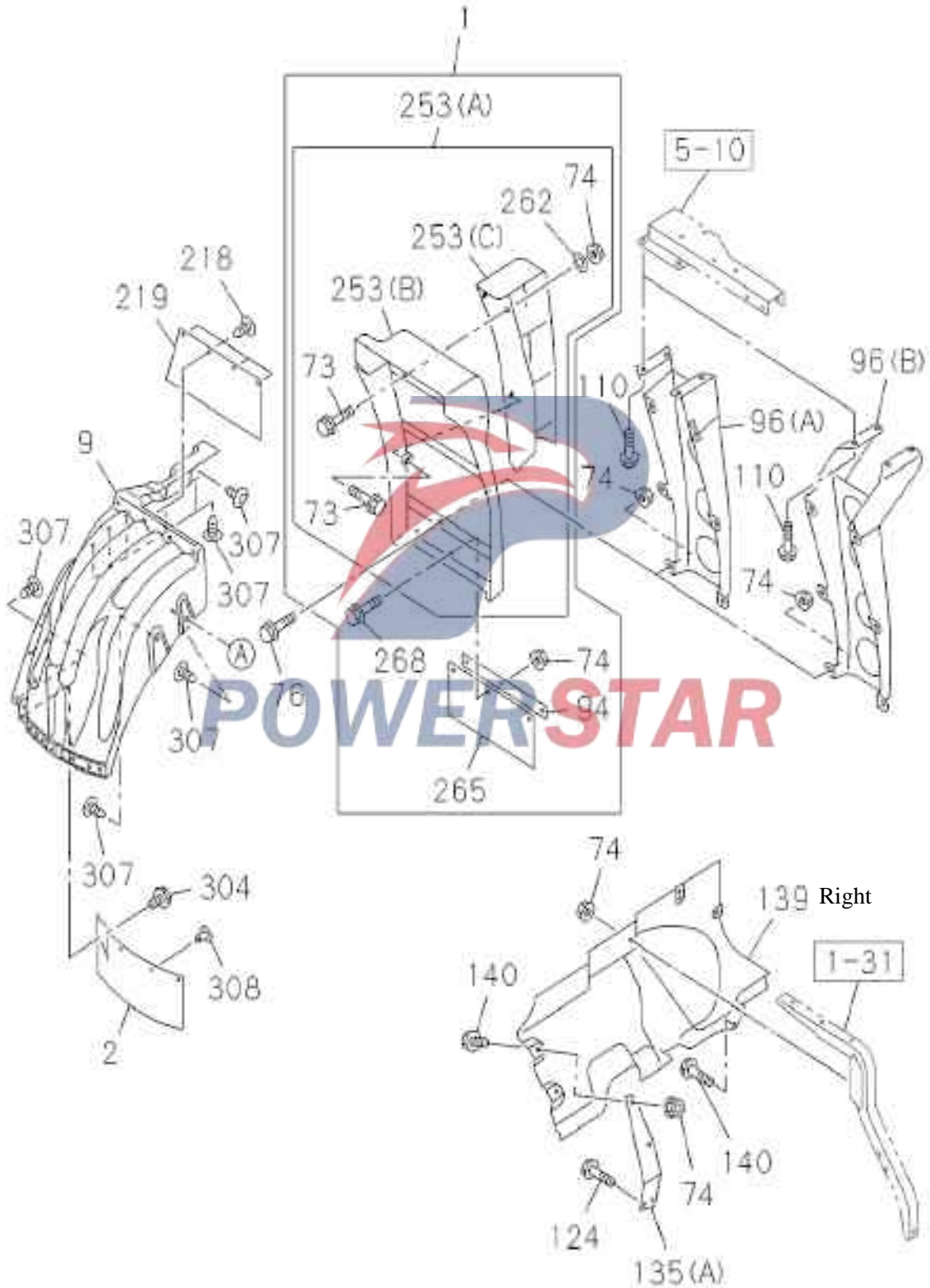


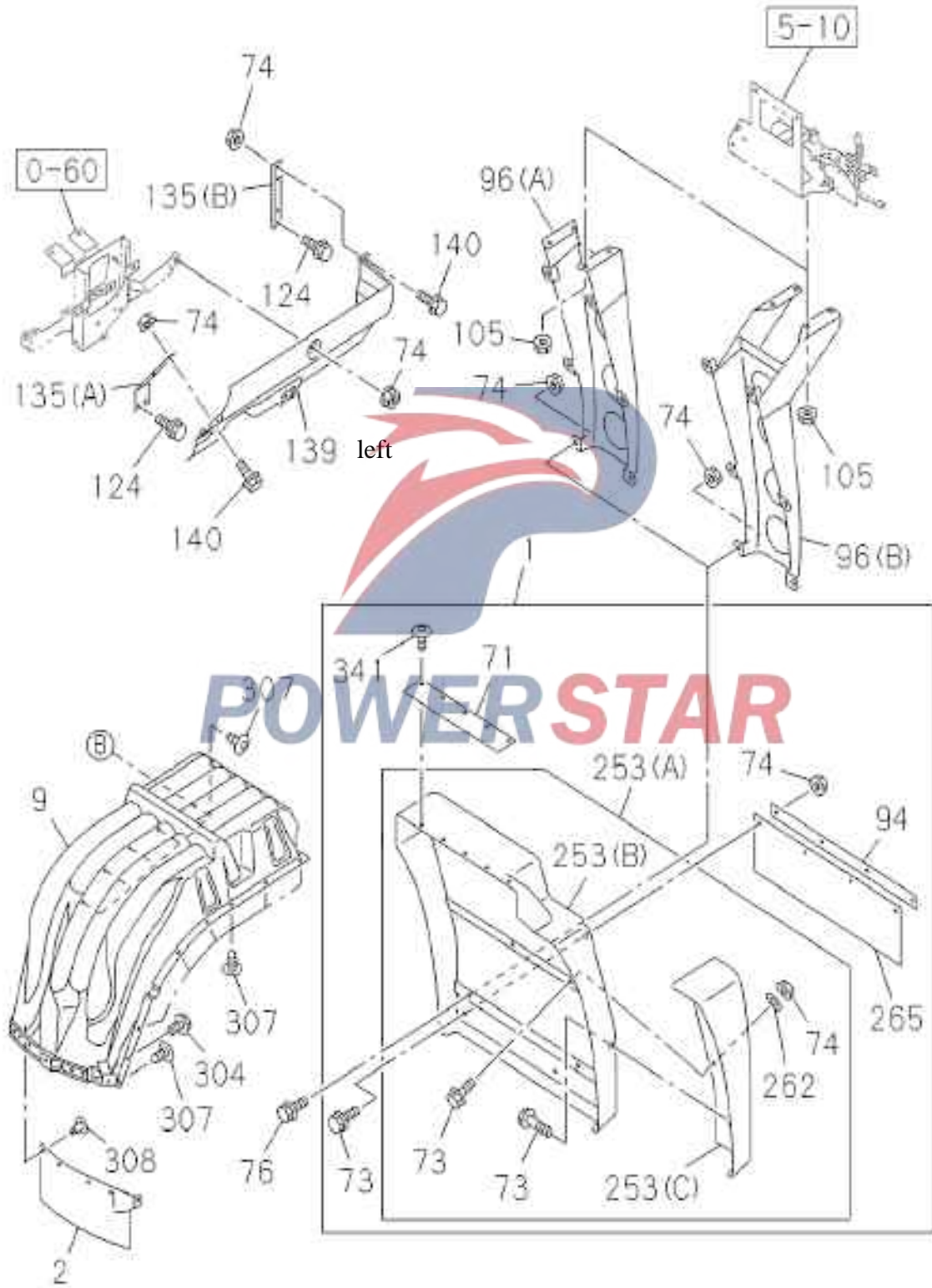
6-35		Front door interior trim device											
Figure No.													
Index No.	Recommended grade/part name										Date of application	I T C	
	Part No.	L R	Q t y .	Qingling part No.	Remarks	Model applied							
						EXR 6W 420 -Height	EXR 6W 460 -Height	EXR 6U 380 -Height	EXZ 6U 380 height/reference	EXZ 6W 420 height			EXZ 6W 460 height
A	B	C	D	E	F								
1	--- Front door trim panel assembly--left (electric) 8-97468-434-6	L	1	8200910-D17YZ		A	B	C	D	E	F	1704-	
	--- Front door trim plate assembly - right (electric) 8-97468-435-6	R	1	8200920-D17YZ		A	B	C	D	E	F	1704-	
13	--- Fillet - right 8-98029-201-1	R	1	8200441-P301		A	B	C	D	E	F	1704-	
	--- Insertion strip - Left 8-98029-202-1	L	1	8200431-P301		A	B	C	D	E	F	1704-	
18	--- Fixing nail 8-98004-025-0		7	8200521-P301		A	B	C	D	E	F	1704-	
	8-98004-025-0		7	8200521-P301		A	B	C	D	E	F	1704-	
36	--- Right trim strip 8-98029-198-3	R	1	6107030-P301		A	B	C	D	E	F	1704-	
	--- Left trim strip 8-98029-199-3	L	1	6107020-P301		A	B	C	D	E	F	1704-	
61	--- Water seal - right front door 8-98029-394-2	R	1	6107621-P301		A	B	C	D	E	F	1704-	
	--- Water seal--left front door 8-98029-395-2	L	1	6107611-P301	Inner diameter=8.4 Outer diameter =22	A	B	C	D	E	F	1704-	
83	--- Retainer 8-97426-935-0		2	8200991-P301	Dark gray	A	B	C	D	E	F	1704-	
183	--- Sealing cover piece 1-76798-019-0		2	8200143-803	Outer diameter=25 black	A	B	C	D	E	F	1704-	
199	--- Clamp piece 8-98062-270-0		40		(A) Natural	A	B	C	D	E	F	1704-	
	8-98062-270-0		40		(A) Natural	A	B	C	D	E	F	1704-	
	8-98062-271-0		1		(B) Red	A	B	C	D	E	F	1704-	
	8-98062-271-0		1		(B) Red	A	B	C	D	E	F	1704-	

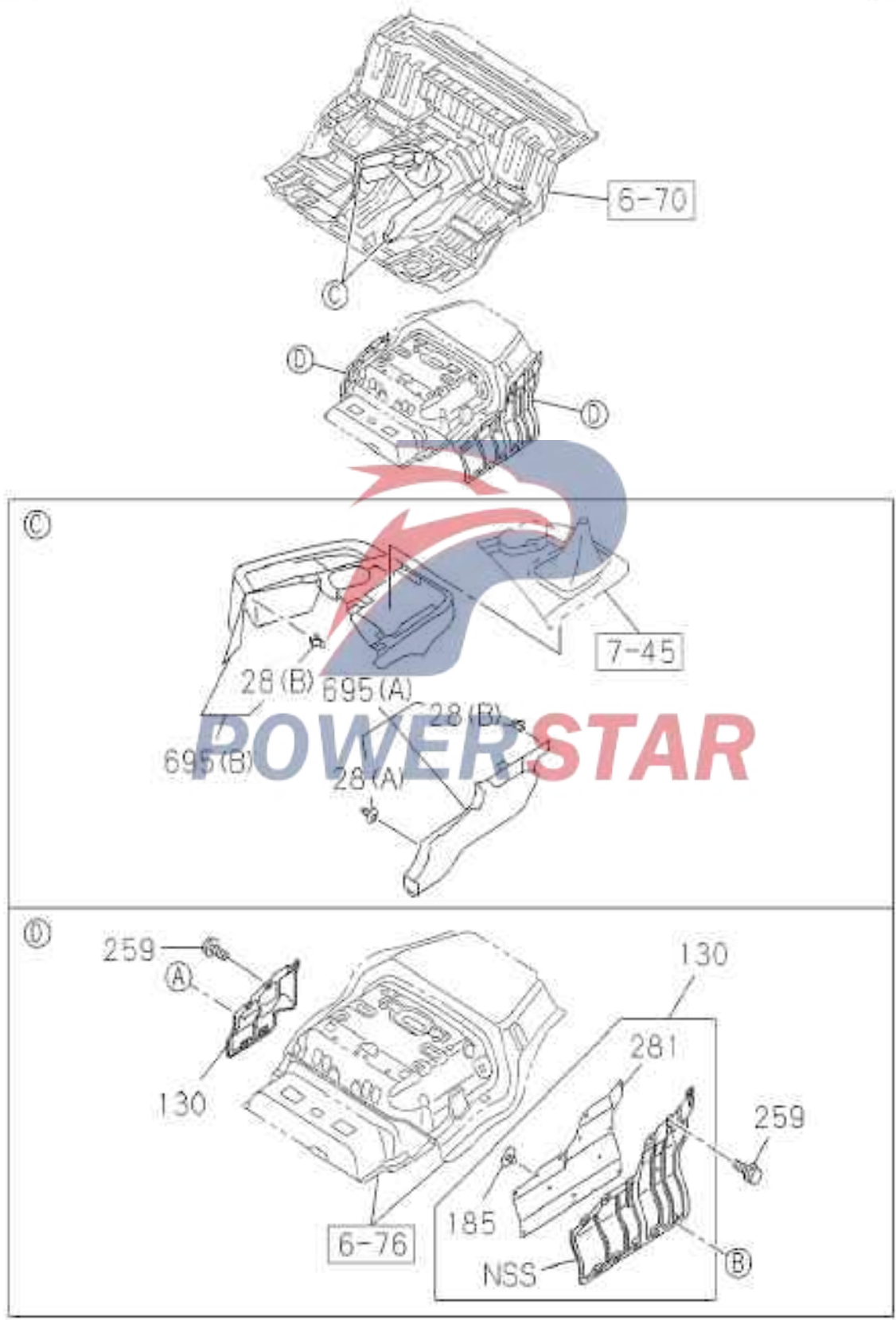




6-43		Side wall lining											
Figure No.													
Index No.	Recommended grade/part name										Date of application	I T C	
	Part No.	L R	Q t y .	Qingling part No.	Remarks	Model applied							
						EXR 6W 420 -Height	EXR 6W 460 -Height	EXR 6U 380 -Height	EXZ 6U 380 height/reference	EXZ 6W 420 height			EXZ 6W 460 height
A	B	C	D	E	F								
4	--- Trim panel assembly--right front post 8-97468-419-2	R	1	8200820-D17YZ		A	B	C	D	E	F	1704-	
	--- Trim panel assembly--left front post 8-97468-420-2	L	1	8200810-P301		A	B	C	D	E	F	1704-	
119	--- Fixing nail 8-97468-503-0		2	5206671-D17YZ		A	B	C	D	E	F	1704-	
166	--- Upper trim plate assembly of left rear pillar 8-97426-999-0	L	1	5206630-D17YZ	(A) gray				D			1704-	
	--- Upper trim plate assembly of right rear pillar 8-97468-425-0	R	1	5206640-D17YZ	(A)				D			1704-	
	--- Lower trim plate assembly of right rear pillar 8-97468-426-1	R	1	5206620-D34EZ	(B)				D			1704-	
	--- Left rear post's lower trim panel assembly 8-97468-427-1	L	1	5206610-D34EZ	(B)				D			1704-	
	--- Trim panel assembly--left front post 8-97468-510-0	L	1	5206610-D17YZ	(C)	A	B	C		E	F	1704-	
	--- Trim panel assembly--right front post 8-97468-511-0	R	1	5206620-D17YZ	(C)	A	B	C		E	F	1704-	
167	--- Clamp piece 8-97426-828-0		4	5206671-P301	gray	A	B	C		E	F	1704-	
	8-98059-610-0		4	5206471-P301					D			1704-	
	8-98059-610-0		4	5206471-P301					D			1704-	
	8-98059-610-0		4	5206471-P301		A	B	C		E	F	1704-	
	8-98059-610-0		4	5206471-P301		A	B	C		E	F	1704-	
169	--- Fixing nail 8-94279-974-1		2	8200831-P301	Outer diameter=7.9 black	A	B	C	D	E	F	1704-	
	8-94279-974-1		2	8200831-P301	Outer diameter=7.9 black	A	B	C	D	E	F	1704-	
174	--- Insertion strip – door frame 8-98155-183-0	R	1	6107160-P301					D			1704-	
	8-98155-184-0	L	1	6107150-P301					D			1704-	
	8-98245-048-1	R	1	6107160-D17YZ	L=3159	A	B	C		E	F	1704-	
	8-98245-049-1	L	1	6107150-D17YZ	L=3159	A	B	C		E	F	1704-	

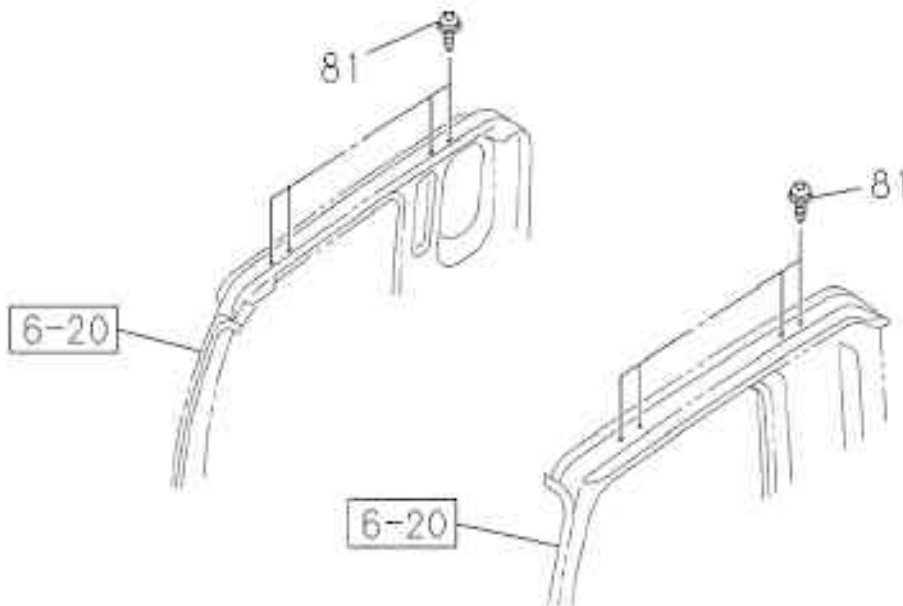
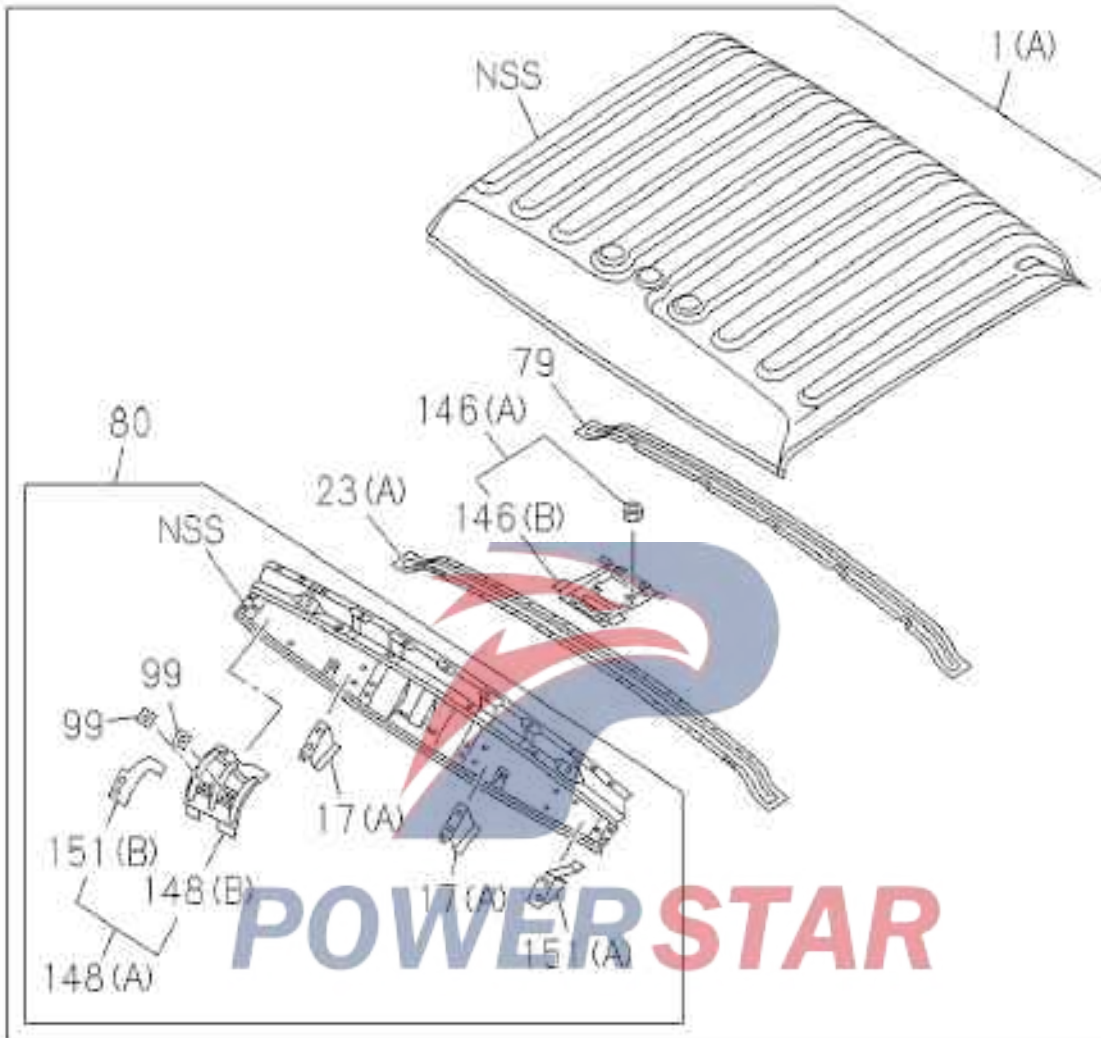






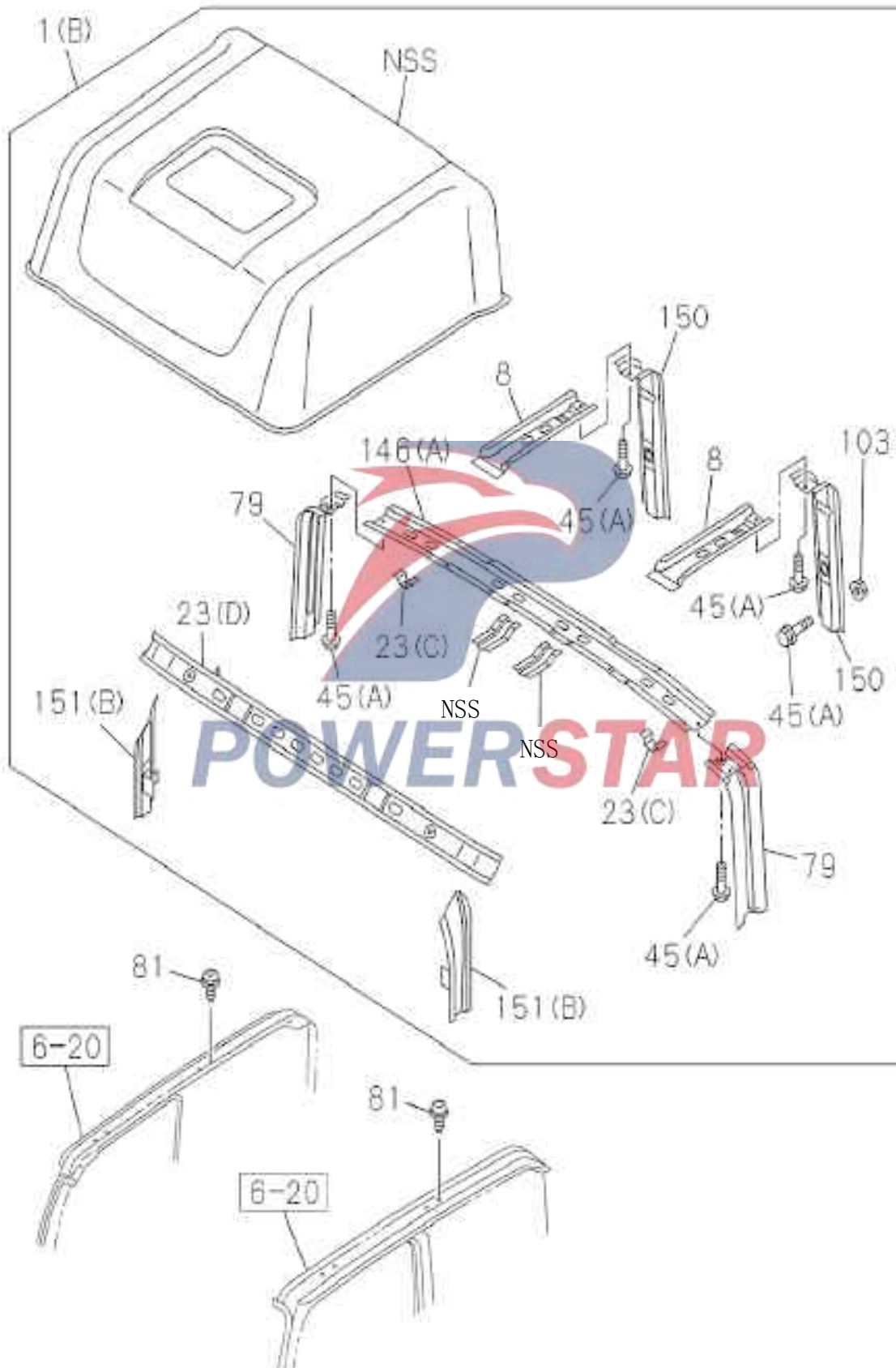
6-47		Fender and insulation body											
Figure No.													
Index No.	Recommended grade/part name										Date of application	I T C	
	Part No.	L R	Q t y .	Qingling part No.	Remarks	Model applied							
						EXR 6W 420 -Height	EXR 6W 460 -Height	EXR 6U 380 -Height	EXZ 6U 380 height/reference	EXZ 6W 420 height			EXZ 6W 460 height
A	B	C	D	E	F								
1	Fender assembly												
	8-97432-588-0	R	1	3102180-D17YZ		A	B	C	D	E	F	1704-	
	8-97432-589-0	L	1	3102170-D17YZ		A	B	C	D	E	F	1704-	
2	Front fender												
	8-97432-248-0		2	3102175-D17YZ		A	B	C	D	E	F	1704-	
9	Left wheel cover's rear segment assembly												
	8-97432-249-0	R	1	5101080-D17YZ		A	B	C	D	E	F	1704-	
	8-97432-250-0	L	1	5101070-D17YZ		A	B	C	D	E	F	1704-	
28	Clamp piece												
	8-98004-025-0		3	8200521-P301	(A)	A	B	C	D	E	F	1704-	
	8-98021-271-0		3	8200261-P301	(B)	A	B	C	D	E	F	1704-	
	8-98021-271-0		2	8200261-P301	(B)	A	B	C	D	E	F	1704-	
71	Rubber												
	8-97432-931-0	L	1	3102178-D17YZ		A	B	C	D	E	F	1704-	
73	bolt												
	1-09030-093-0		4	5002711-P301	M8X25	A	B	C	D	E	F	1704-	
	1-09030-093-0		5	5002711-P301	M8X25	A	B	C	D	E	F	1704-	
	1-09030-093-0		5	5002711-P301	M8X25	A	B	C	D	E	F	1704-	
74	nut												
	0-9118-0108-0		4	Q32008	M8 reel	A	B	C	D	E	F	1704-	
	0-9118-0108-0		3	Q32008	M8 reel	A	B	C	D	E	F	1704-	
	0-9118-0108-0		3	Q32008	M8 reel	A	B	C	D	E	F	1704-	
	0-9118-0108-0		3	Q32008	M8 reel	A	B	C	D	E	F	1704-	
76	bolt												
	1-09030-093-0		12	5002711-P301	M8X25	A	B	C	D	E	F	1704-	
94	Retainer-rubber												
	8-97432-932-0	R	1	3102184-D17YZ		A	B	C	D	E	F	1704-	
	8-97432-933-0	L	1	3102174-D17YZ		A	B	C	D	E	F	1704-	
96	Bracket												
	8-97432-590-0	R	1	3102212-D17YZ	(A)				D			1704-	
	8-97432-591-0	L	1	3102211-D17YZ	(A)				D			1704-	
	8-97432-592-0	R	1	3102202-D17YZ	(B)	A	B	C		E	F	1704-	
	8-97432-593-0	L	1	3102201-D17YZ	(B)	A	B	C		E	F	1704-	
105	nut												
	0-9118-0210-0	L	4	Q32010T13F2(P=1.25)	M10 reel	A	B	C	D	E	F	1704-	
110	bolt												
	0-2865-1025-0	R	4	Q1841025(P=1.25)	M10X25 reel	A	B	C	D	E	F	1704-	
124	bolt												
	0-2805-0830-0		4	Q1840830	M8X30 reel				D			1704-	
	0-2805-0830-0		6	Q1840830	M8X30 reel	A	B	C		E	F	1704-	
130	Sound insulation plate assembly (left)												
	8-98199-972-2	L	1	5101030-D17YZ		A	B	C	D	E	F	1704-	
	Acoustic panel (right)												
	8-98199-974-1	R	1	5107020-D17YZ		A	B	C	D	E	F	1704-	

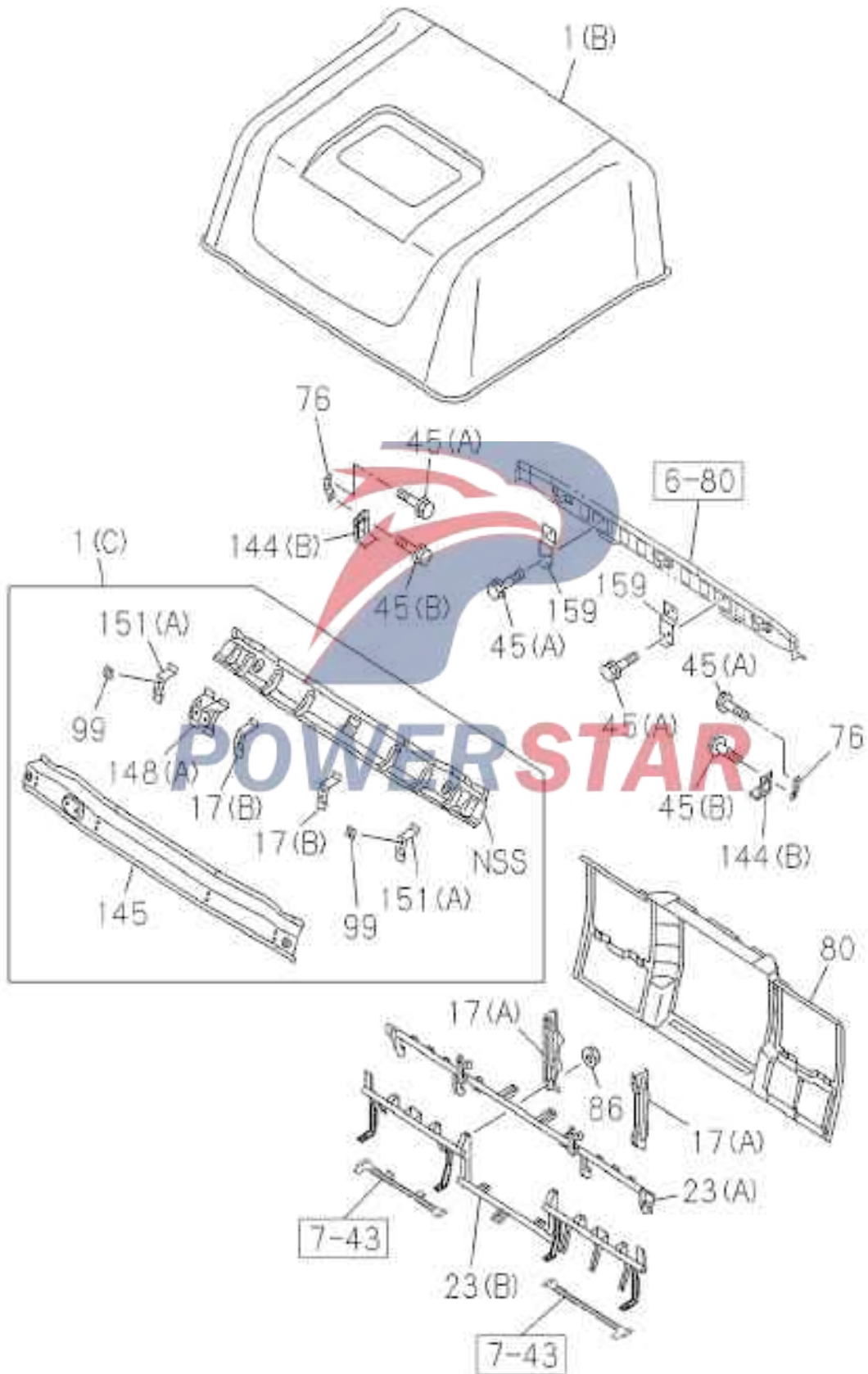
6-47		Fender and insulation body												
Figure No.														
Index No.	Recommended grade/part name										Date of application	I T C		
	Part No.	L R	Q t y	Qingling part No.	Remarks	Model applied								
						EXR 6W 420 -Height	EXR 6W 460 -Height	EXR 6U 380 -Height	EXZ 6U 380 height/reference	EXZ 6W 420 height			EXZ 6W 460 height	
A	B	C	D	E	F									
135	Bracket													
	8-97430-187-0	R	1	3102230-CYZ14	(A)	A	B	C	D	E	F	1704-		
	8-97432-129-0	L	1	3102240-D17YZ	(A)	A	B	C	D	E	F	1704-		
	8-97432-130-0	L	1	3102250-D17YZ	(B)	A	B	C		E	F	1704-		
139	Shield assembly													
	8-97430-186-0	L	1	3102220-CYZ14		A	B	C	D	E	F	1704-		
	8-97432-128-0	R	1	3102210-D17YZ		A	B	C	D	E	F	1704-		
140	bolt													
	1-09030-094-0		11	5002117-P301	M8X35	A	B	C	D	E	F	1704-		
185	Fixing nail													
	8-97808-623-0		12	8200201-44	LD=6.2 L=11.4	A	B	C	D	E	F	1704-		
218	Fixing nail													
	1-09987-248-1		4	8101314-117/C	D8X13.5	A	B	C	D	E	F	1704-		
253	Fender													
	8-97433-277-0	R	1	3102280-D17YZ	(A)	A	B	C	D	E	F	1704-		
	8-97433-278-0	L	1	3102270-D17YZ	(A)	A	B	C	D	E	F	1704-		
	8-97433-526-0	R	1	3102276-D17YZ	(B)	A	B	C	D	E	F	1704-		
	8-97433-527-0	L	1	3102286-D17YZ	(B)	A	B	C	D	E	F	1704-		
	8-97433-528-0	R	1	3102277-D17YZ	(C)	A	B	C	D	E	F	1704-		
	8-97433-529-0	L	1	3102287-D17YZ	(C)	A	B	C	D	E	F	1704-		
259	bolt													
	8-98059-720-0		9	5109088-CYZ14	M8X24.5	A	B	C	D	E	F	1704-		
262	Flat washer													
	1-09985-188-0		3	1109587-CYZ14	Inner diameter=8.4 Outer diameter =22	A	B	C	D	E	F	1704-		
	1-09985-188-0		3	1109587-CYZ14	Inner diameter=8.4 Outer diameter =22	A	B	C	D	E	F	1704-		
265	Rubber													
	8-97432-929-0	R	1	3102183-D17YZ		A	B	C	D	E	F	1704-		
	8-97432-930-0	L	1	3102173-D17YZ		A	B	C	D	E	F	1704-		
268	bolt													
	1-09030-093-0		3	5002711-P301	M8X25	A	B	C	D	E	F	1704-		
281	Heat insulation pad													
	8-98199-978-0		1	5107011-D17YZ		A	B	C	D	E	F	1704-		
304	bolt													
	8-94331-747-1		4	8405121-117/C	M8X25	A	B	C	D	E	F	1704-		
307	Fixing nail													
	1-09987-248-1		24	8101314-117/C	D8X13.5	A	B	C	D	E	F	1704-		
308	Fixing nail													
	1-09470-001-0		10	8405123-117/C		A	B	C	D	E	F	1704-		
341	Fixing nail													
	1-09470-001-0	L	5	8405123-117/C		A	B	C	D	E	F	1704-		
695	Gearshift lower cover plate assembly													
	8-97468-473-0	L	1	1702220-D17YZ		A	B	C	D	E	F	1704-		
	8-97468-474-0	R	1	1702210-D17YZ		A	B	C	D	E	F	1704-		



6-60 Vehicle roof panel – high ceiling

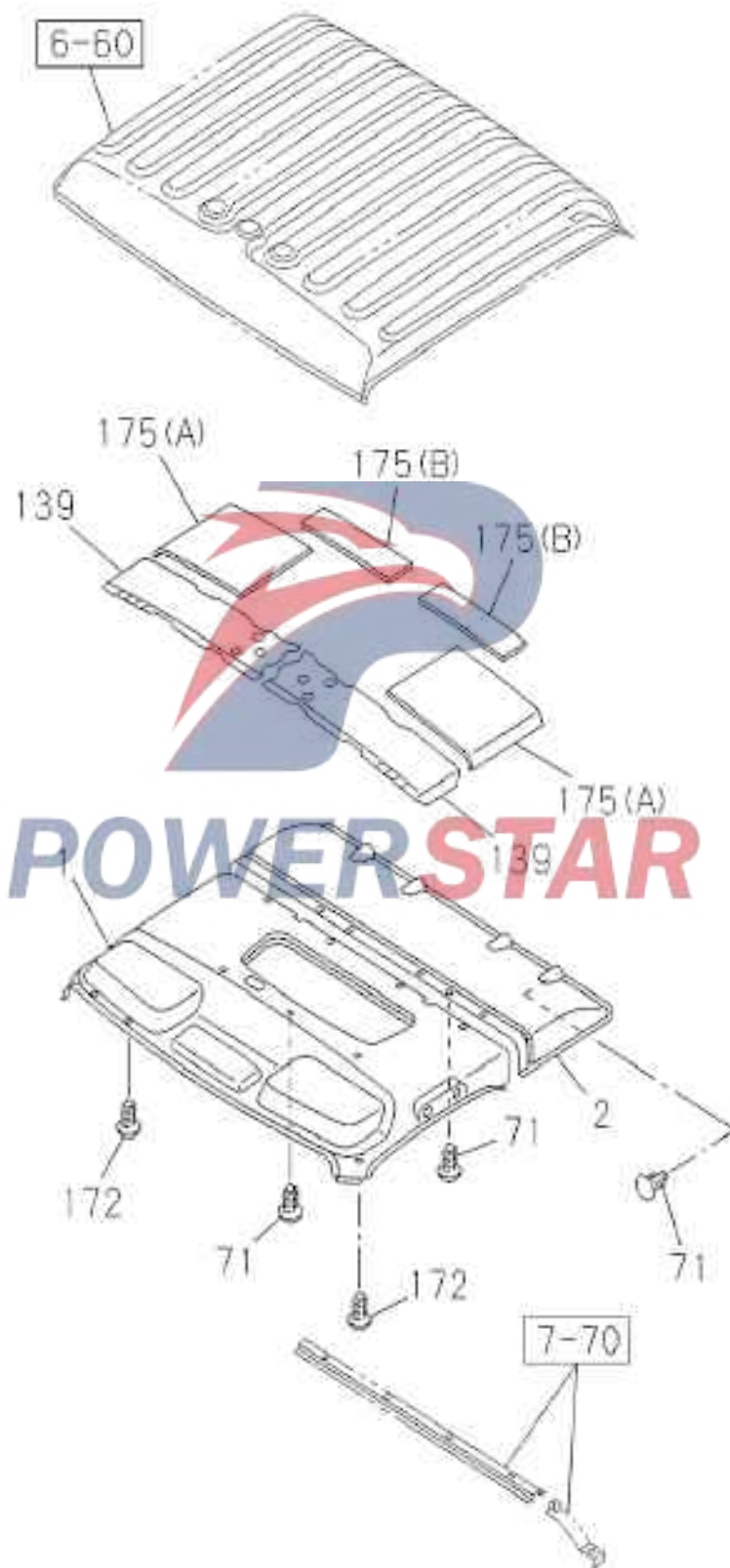
Figure No.

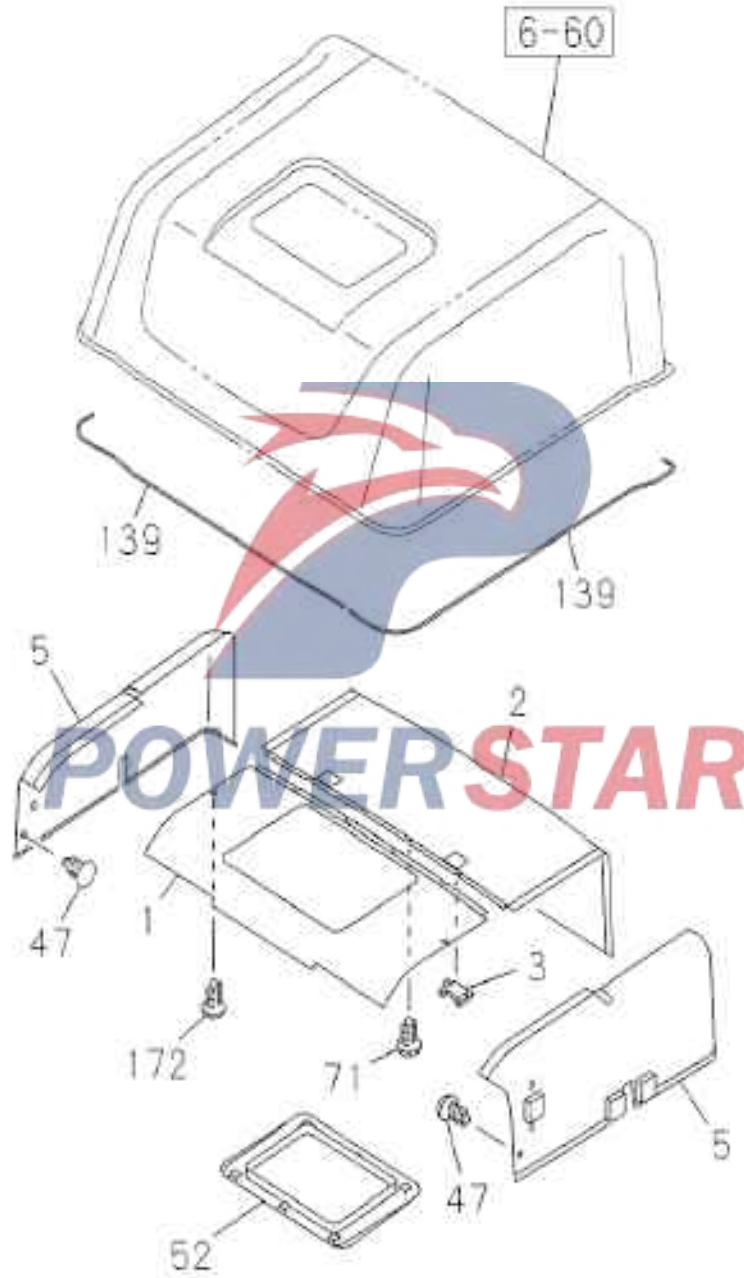




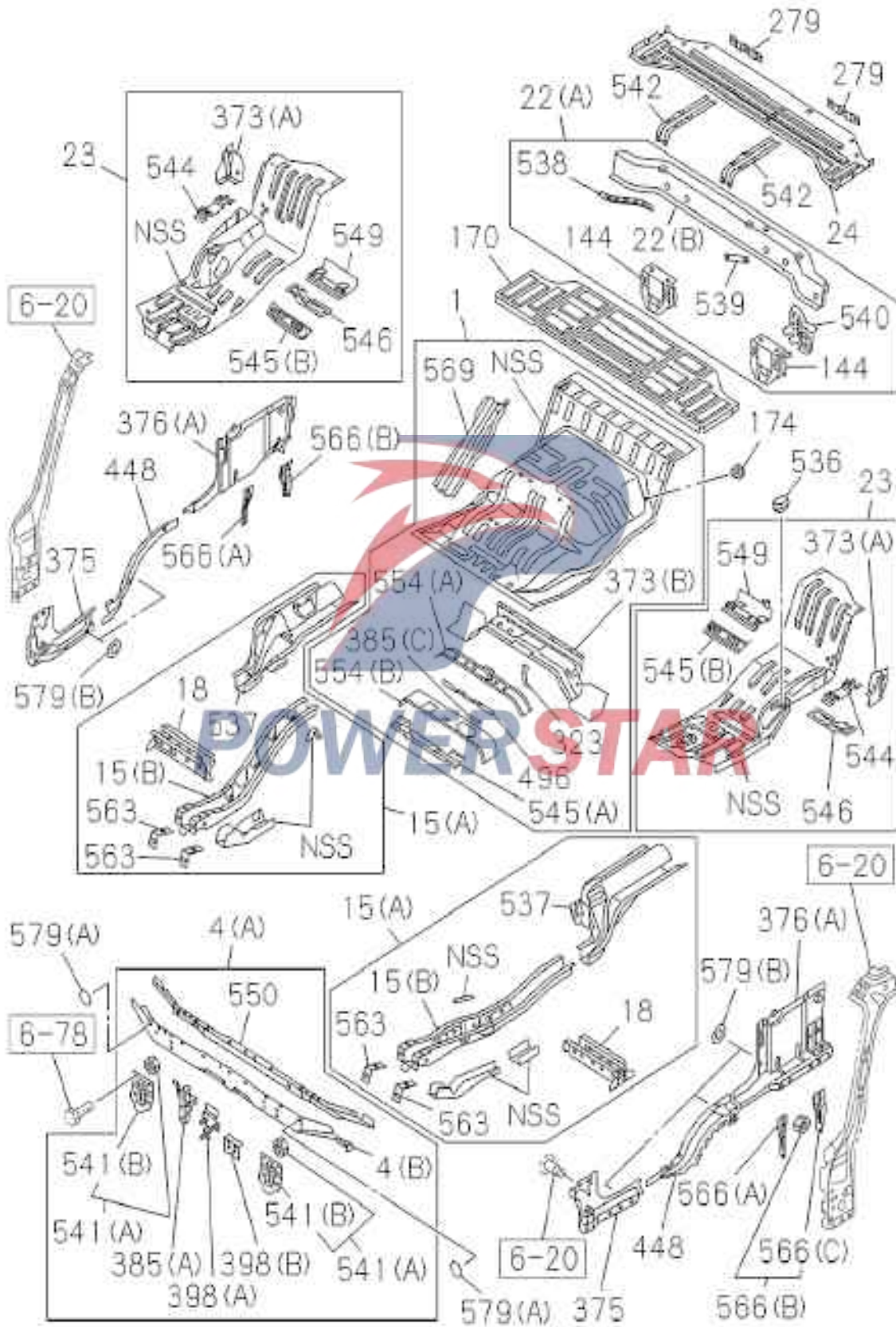
6-60		Vehicle roof											
Figure No.													
Index No.	Recommended grade/part name										Date of application	I T C	
	Part No.	L R	Q t y .	Qingling part No.	Remarks	Model applied							
						EXR 6W 420 -Height	EXR 6W 460 -Height	EXR 6U 380 -Height	EXZ 6U 380 height/reference	EXZ 6W 420 height			EXZ 6W 460 height
A	B	C	D	E	F								
1	--- Top cover assembly												
	8-97433-070-0		1	5700010-D34EZ	(A)				D			1704-	
	8-97433-325-1		1	5700030-D17YZ	(B)	A	B	C		E	F	1704-	
	--- Roof front beam assembly												
	8-97433-314-0		1	5703100-D17YZ	(C)	A	B	C		E	F	1704-	
8	--- Connecting plate - middle of roof												
	8-97433-346-0		2	5700081-D17YZ		A	B	C		E	F	1704-	
17	--- Container frame - top												
	8-97432-385-0	R	1	5701240-D17YZ	(A)	A	B	C		E	F	1704-	
	--- Glove box framework-middle												
	8-97432-386-0	L	1	5701230-D17YZ	(A)	A	B	C		E	F	1704-	
	--- Reinforcing plate assembly												
	8-97433-204-0	R	1	5701140-D34EZ	(A)				D			1704-	
	--- Reinforcing plate assembly												
	8-97433-205-0	L	1	5701150-D34EZ	(A)				D			1704-	
	--- Reinforcing plate assembly												
	8-97433-321-0		2	5703140-D17YZ	(B)	A	B	C		E	F	1704-	
23	--- Glove box framework-middle												
	8-97432-374-0		1	5701110-D17YZ	(A)	A	B	C		E	F	1704-	
	--- Container frame - bottom												
	8-97432-375-0		1	5701220-D17YZ	(B)	A	B	C		E	F	1704-	
	--- Stiffener assembly - front of roof												
	8-97433-327-0		1	5700040-D17YZ	(D)	A	B	C		E	F	1704-	
	--- Bracket												
	8-97433-347-0		6	5700082-D17YZ	(C)	A	B	C		E	F	1704-	
	--- Beam sub-assembly - front of roof												
	8-98019-316-0		1	5701210-CYZ14	(A)				D			1704-	
45	--- bolt												
	0-2805-0816-0		2	Q1840816	(A) M8X16 reel	A	B	C	D	E	F	1704-	
	0-2805-0816-0		2	Q1840816	(A) M8X16 reel	A	B	C	D	E	F	1704-	
	0-2805-0816-0		4	Q1840816	(A) M8X16 reel	A	B	C	D	E	F	1704-	
	0-2805-0816-0		4	Q1840816	(A) M8X16 reel	A	B	C	D	E	F	1704-	
	0-2805-0820-0		4	Q1840820	(B) M8X20 reel	A	B	C	D	E	F	1704-	
76	--- Support plate												
	8-97433-359-0		2	5700034-D17YZ		A	B	C		E	F	1704-	
79	--- Reinforcing plate assembly												
	8-97433-571-0		2	5700190-D17YZ		A	B	C		E	F	1704-	
	--- Cross beam--top cover rear												
	8-97584-200-1		1	5701311-CYZ14					D			1704-	
80	--- Top glove box framework assembly												
	8-97468-514-0		1	5700210-D17YZ		A	B	C		E	F	1704-	

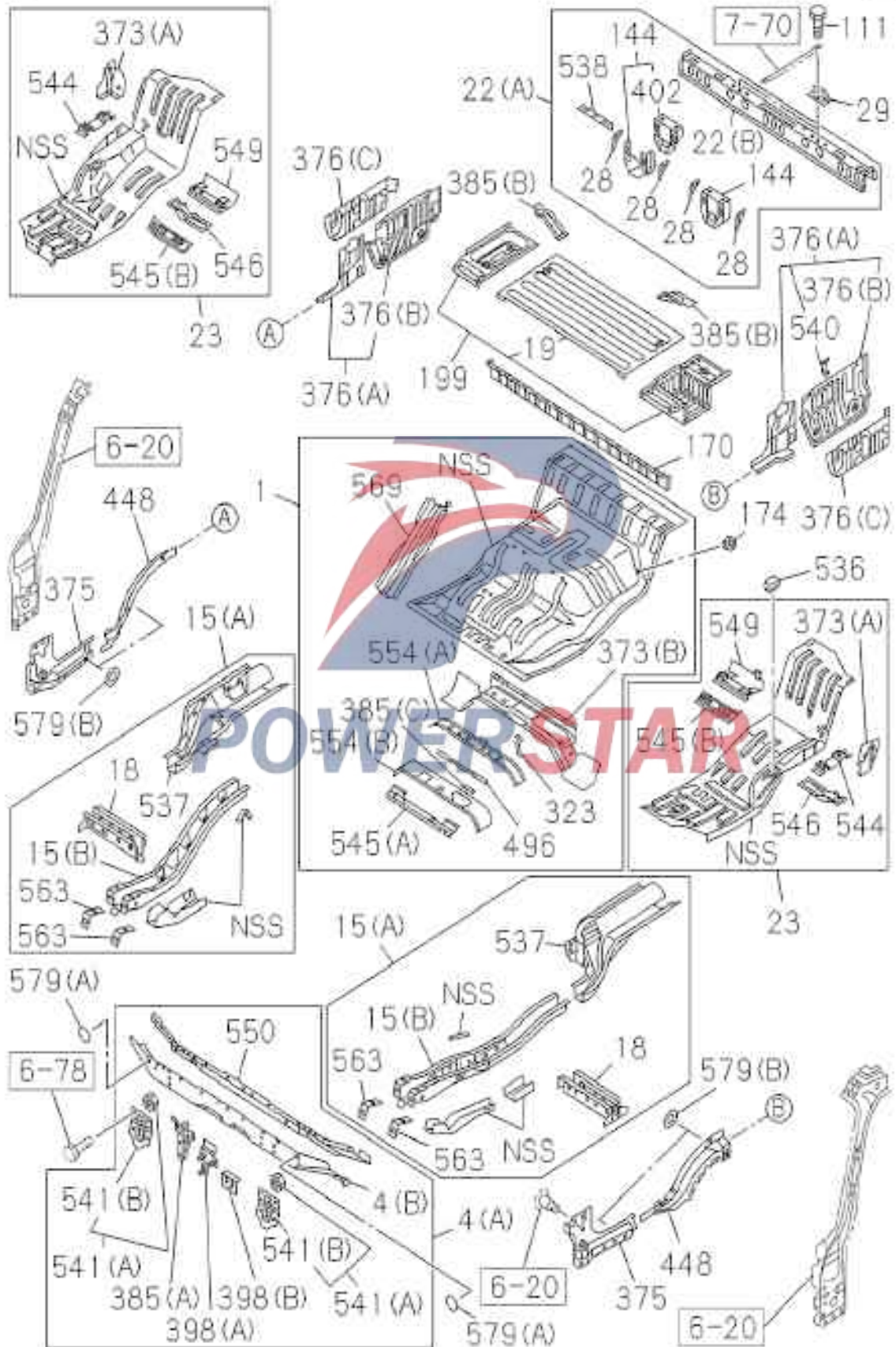
6-60		Vehicle roof																			
Figure No.																					
Index No.	Recommended grade/part name										Date of application	I T C									
	Part No.	L R	Q t y .	Qingling part No.	Remarks	Model applied															
						EXR 6W 420 -Height	EXR 6W 460 -Height	EXR 6U 380 -Height	EXZ 6U 380 height/reference	EXZ 6W 420 height			EXZ 6W 460 height								
A	B	C	D	E	F																
81	Washer																				
	8-98141-874-0		8	8204337-CYZ14	M8X15.5					D											1704-
	8-98141-874-0		12	8204337-CYZ14	M8X15.5	A	B	C			E	F									1704-
86	nut																				
	0-9118-0108-0		10	Q32008	M8 reel	A	B	C			E	F									1704-
	0-9118-0108-0		8	Q32008	M8 reel	A	B	C			E	F									1704-
99	Sealing piece																				
	1-61281-380-2		10	8101255-117/C	30X30 I.D.=20 T=0.7	A	B	C			E	F									1704-
	1-61281-380-2		10	8101255-117/C	30X30 I.D.=20 T=0.7				D												1704-
103	Welded nut																				
	9-0911-4068-0		4	T364B08	M8	A	B	C			E	F									1704-
144	Support assembly																				
	8-97433-361-0		2	5700035-D17YZ	(B)	A	B	C			E	F									1704-
145	Top cover--front framework assembly																				
	8-97433-318-0		1	5703121-D17YZ		A	B	C			E	F									1704-
146	Reinforcing plate assembly																				
	8-97433-345-0		1	5700181-D17YZ	(A)	A	B	C			E	F									1704-
	8-98009-109-4		1	5701221-P301	(B)				D												1704-
	8-98075-827-0		1	5701220-P301	(A)				D												1704-
148	Reinforcing plate assembly -- outside rearview mirror, right																				
	8-97411-013-0		1	5701120-CYZ14	(B)				D												1704-
	8-97433-313-0		1	5701020-D34EZ	(A)				D												1704-
	8-97433-319-0		1	5703130-D17YZ	(A)	A	B	C			E	F									1704-
150	Reinforcing plate assembly -- top cover, rear																				
	8-97433-342-0		2	5700071-D17YZ		A	B	C			E	F									1704-
151	Reinforcing plate assembly																				
	8-97433-206-0		1	5701130-D34EZ	(B)				D												1704-
	8-97433-207-0		1	5701160-D34EZ	(A)				D												1704-
	8-97433-323-0		2	5703150-D17YZ	(A)	A	B	C			E	F									1704-
	Right stiffener assembly - front of roof																				
	8-97433-335-0	R	1	5700050-D17YZ	(B)	A	B	C			E	F									1704-
	Left stiffener assembly - front of roof																				
	8-97433-339-0	L	1	5700060-D17YZ	(B)	A	B	C			E	F									1704-
159	Support plate																				
	8-97433-360-0		2	5700036-D17YZ		A	B	C			E	F									1704-





6-66		Ceiling lining and trim parts											
Figure No.													
Index No.	Recommended grade/part name										Date of application	I T C	
	Part No.	L R	Q t y .	Qingling part No.	Remarks	Model applied							
						EXR 6W 420 -Height	EXR 6W 460 -Height	EXR 6U 380 -Height	EXZ 6U 380 height/reference	EXZ 6W 420 height			EXZ 6W 460 height
						A	B	C	D	E			F
1	---	Ceiling--front segment											
			1	5206080-D34EZ				D				1704-	
			1	5206080-D17YZ		A	B	C		E	F	1704-	
2	---	Ceiling--rear segment											
			1	5206082-D34EZ	gray				D			1704-	
			1	5206082-D17YZ		A	B	C		E	F	1704-	
3	---	Cover											
			2	5206083-D17YZ		A	B	C		E	F	1704-	
5	---	Ceiling-left											
		L	1	5206090-D17YZ		A	B	C		E	F	1704-	
		R	1	5206100-D17YZ		A	B	C		E	F	1704-	
47	---	Plug											
			14	5206681-D17YZ		A	B	C		E	F	1704-	
71	---	Clamp piece											
			7	5206088-D17YZ	gray				D			1704-	
			4	5206681-D17YZ		A	B	C		E	F	1704-	
139	---	Heat insulation pad											
			4	5206132-D17YZ		A	B	C		E	F	1704-	
			2	5206131-CYZ14					D			1704-	
172	---	Fixing nail											
			6	5206681-D17YZ		A	B	C		E	F	1704-	
175	---	Heat insulation pa--ceilling center											
			2		(A)				D			1704-	
			2	5206131-P301	(B)				D			1704-	





6-70 **Bottom plate**

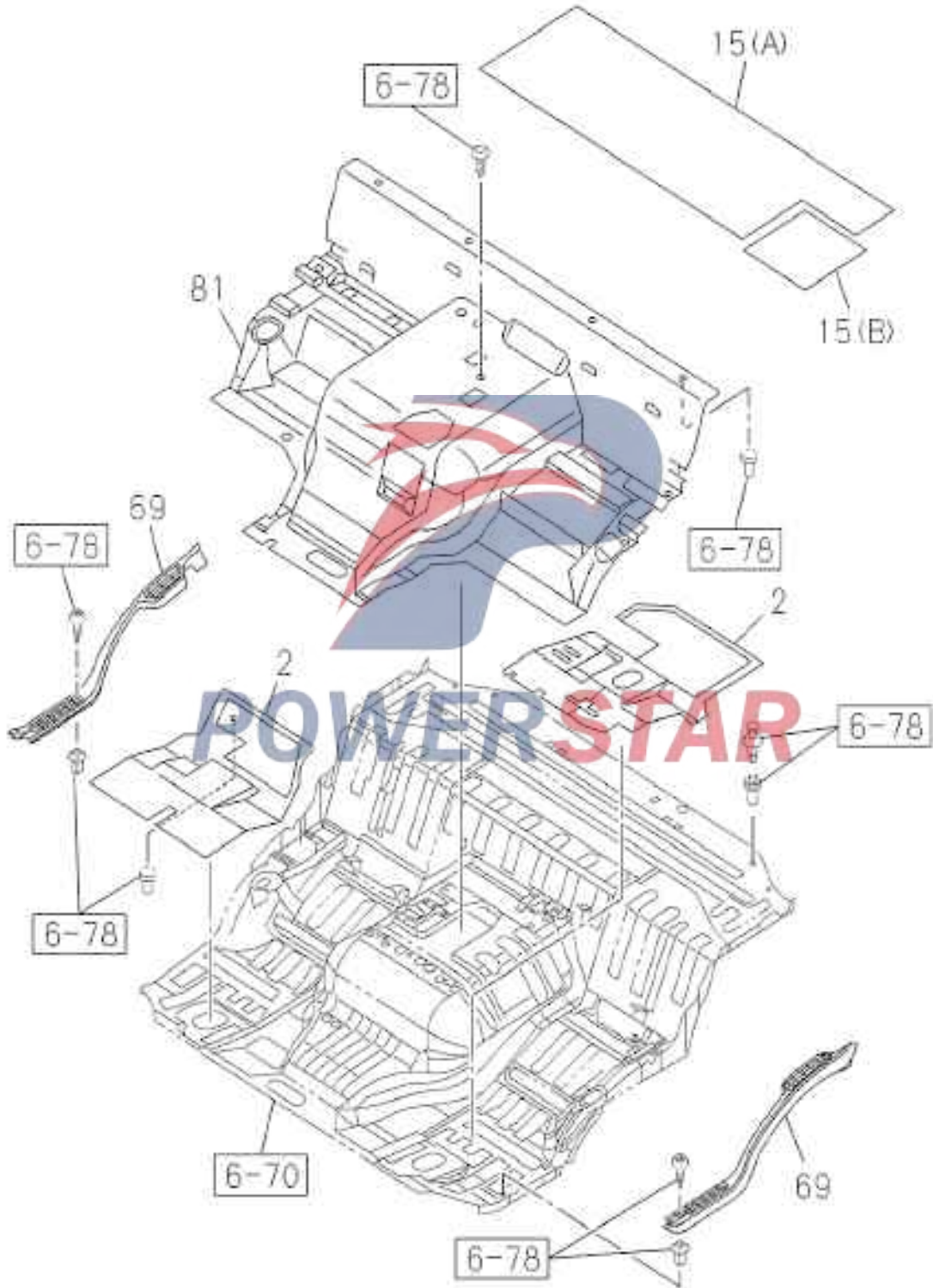
Index No.	Recommended grade/part name				Model applied						Date of application	I T C	
	Part No.	L R	数量	Qingling part No.	Remarks	EXR 6W 420 -Height	EXR 6W 460 -Height	EXR 6U 380 -Height	EXZ 6U 380 height/reference	EXZ 6W 420 height			EXZ 6W 460 height
						A	B	C	D	E			F
144	--- Install the support assembly-rear cross beam (right) 8-97433-422-0	R	1	5101580-D17YZ		A	B	C		E	F	1704-	
	--- Install the support assembly-rear cross beam (left) 8-97433-423-0	L	1	5101570-D17YZ		A	B	C		E	F	1704-	
	--- Install the support assembly-rear cross beam (left) 8-98287-671-1	L	1	5102570-D17YZ					D			1704-	
	--- Install the support assembly-rear cross beam (right) 8-98287-672-1	R	1	5102580-D17YZ					D			1704-	
170	--- Connecting plate assembly--floor 8-97433-408-0		1	5102340-D17YZ		A	B	C		E	F	1704-	
	8-97589-207-4		1	5101021-CYZ14					D			1704-	
174	--- Plug cover 8-94122-971-0		1	5107611-26	Outer diameter =35	A	B	C	D	E	F	1704-	
199	--- Sleeper floor assembly 8-97433-428-0		1	5101200-D17YZ		A	B	C		E	F	1704-	
279	--- Reinforcing plate 8-97430-904-0		1	5101219-CYZ14					D			1704-	
	8-97430-904-0		1	5101219-CYZ14					D			1704-	
323	--- Liner - parking brake valve 8-97430-140-0		1	5101261-CYZ14		A	B	C	D	E	F	1704-	
373	--- Reinforcing plate assembly 8-97433-123-0		1	5101820-D17YZ	(B)	A	B	C	D	E	F	1704-	
	--- Stiffener assembly - seat (right) 8-97584-367-2	R	1	5101380-CYZ14	(A)	A	B	C	D	E	F	1704-	
	--- Stiffener assembly - seat (left) 8-97584-375-2	L	1	5101370-CYZ14	(A)	A	B	C	D	E	F	1704-	
375	--- Inner panel subassembly-front post, lower and right 8-97430-040-0	R	1	5101080-CYZ14					D			1704-	
	8-97430-040-0	R	1	5101080-CYZ14		A	B	C		E	F	1704-	
	--- Inner plate sub-assembly --- lower part of front pillar (left) 8-97430-043-0	L	1	5101070-CYZ14		A	B	C	D	E	F	1704-	
376	--- Inner panel subassembly-rear post, lower and left 8-97433-149-0	L	1	5101500-D17YZ	(A)				D			1704-	
	--- Inner panel subassembly-rear post, lower and right 8-97433-437-0	R	1	5101600-D17YZ	(A)	A	B	C		E	F	1704-	
	--- Inner panel subassembly-rear post, lower and left 8-97433-438-0	L	1	5101800-D17YZ	(A)	A	B	C		E	F	1704-	
	--- Inner plate sub-assembly - lower part of front pillar (left) 8-97433-445-0	L	1	5102060-D17YZ	(B)	A	B	C		E	F	1704-	
	--- Connecting plate assembly - rear wheel brow (right) 8-97433-467-0	R	1	5402630-D17YZ	(C)	A	B	C		E	F	1704-	
	--- Connecting plate assembly - rear wheel brow (left) 8-97433-468-0	L	1	5401230-D17YZ	(C)	A	B	C		E	F	1704-	
	--- Inner panel subassembly-rear post, lower and right 8-97589-554-4	R	1	5101600-CYZ14	(A)				D			1704-	

6-70		Bottom plate														
Figure No.																
Index No.	Recommended grade/part name										Date of application	I T C				
	Part No.	L	R	Q	t	y	Qingling part No.	Remarks	Model applied							
									EXR 6W 420 -Height	EXR 6W 460 -Height			EXR 6U 380 -Height	EXZ 6U 380 height/reference	EXZ 6W 420 height	EXZ 6W 460 height
A	B	C	D	E	F											
385	---	Support assembly--control mechanism														
	8-97433-141-0			1		5101650-D17YZ	(A)	A	B	C	D	E	F	1704-		
	---	Frame - floor														
	8-97433-580-0	L		1		5102041-D17YZ	(B)	A	B	C		E	F	1704-		
	8-97433-581-0	R		1		5102031-D17YZ	(B)	A	B	C		E	F	1704-		
	---	Support assembly--control mechanism														
	8-98053-825-1			1		5101240-CYZ14	(C)	A	B	C		E	F	1704-		
398	---	Support assembly--cooling circuit														
	8-97433-143-0			1		5101660-D17YZ	(A)				D			1704-		
	8-97433-143-0			1		5101660-D17YZ	(A)	A	B	C		E	F	1704-		
	---	Support assembly--cooling circuit														
	8-97589-681-3			1		5101630-CYZ14	(B)	A	B	C	D	E	F	1704-		
402	---	Lining plate--cab tilting lock (right)														
	8-97433-424-0			1		5103580-D17YZ		A	B	C		E	F	1704-		
448	---	Inner panel assembly--front sill, right														
	8-97589-551-2	R		1		5101680-CYZ14		A	B	C	D	E	F	1704-		
	---	Inner plate assembly - front threshold (left)														
	8-97589-552-2	L		1		5101670-CYZ14		A	B	C	D	E	F	1704-		
496	---	Stiffener - joystick														
	8-97588-841-4			1		5101221-CYZ14		A	B	C	D	E	F	1704-		
536	---	Rubber plug cap														
	8-97612-074-1			1		1702108-CYZ14		A	B	C	D	E	F	1704-		
537	---	Support plate assembly--rear cross beam (right)														
	8-97430-327-0	R		1		5101440-CYZ14					D			1704-		
	---	Support plate assembly--rear cross beam (left)														
	8-97430-328-0	L		1		5101430-CYZ14					D			1704-		
	---	Support plate assembly--rear cross beam (right)														
	8-97433-413-0	R		1		5101440-D17YZ		A	B	C		E	F	1704-		
	---	Support plate assembly--rear cross beam (left)														
	8-97433-414-0	L		1		5101430-D17YZ		A	B	C		E	F	1704-		
538	---	Reinforcing plate assembly -- air intake device														
	8-97433-420-0			1		5101550-D17YZ		A	B	C		E	F	1704-		
	8-98098-707-1			1		5101550-CYZ14					D			1704-		
539	---	Lining plate assembly--safety lock hook														
	8-97584-440-2			1		5101590-CYZ14					D			1704-		
540	---	Support assembly														
	8-97433-446-0			1		5102010-D17YZ		A	B	C		E	F	1704-		
	---	Support assembly---rear side member segment (left)														
	8-97584-438-1			1		5101610-CYZ14					D			1704-		
541	---	Reinforcing plate assembly -- front part of side member														
	8-98076-127-0			2		5101180-CYZ14	(A)	A	B	C	D	E	F	1704-		
	---	Stiffener - front of girder														
	8-98076-129-0			2		5101181-CYZ14	(B)	A	B	C	D	E	F	1704-		
542	---	Support beam assembly--bed board														
	8-97589-685-1			2		5101210-CYZ14					D			1704-		


Index No.	Recommended grade/part name				Qingling part No.	Remarks	Model applied						Date of application	I T C	
	Part No.	L R	Q t y .				EXR 6W 420 -Height	EXR 6W 460 -Height	EXR 6U 380 -Height	EXZ 6U 380 height/reference	EXZ 6W 420 height	EXZ 6W 460 height			
							A	B	C	D	E	F			
544	---	Reinforcing plate assembly -- tilting control													
	8-97584-363-1	R	1	5101280-CYZ14		A	B	C	D	E	F	1704-			
	8-98049-529-0	L	1	5101250-CYZ14		A	B	C	D	E	F	1704-			
545	---	Bracket													
	8-97430-976-0	R	1	5101320-CYZ14	(B)	A	B	C	D	E	F	1704-			
	8-97433-130-0		1	5100051-D17YZ	(A)				D			1704-			
	8-97433-130-0		1	5100051-D17YZ	(A)	A	B	C		E	F	1704-			
	8-97433-688-0	L	1	5101310-D17YZ	(B)	A	B	C		E	F	1704-			
546	---	Reinforcing plate -- side bottom plate, rear													
	8-97584-426-0		1	5101323-CYZ14		A	B	C	D	E	F	1704-			
	8-97584-426-0		1	5101323-CYZ14		A	B	C	D	E	F	1704-			
549	---	Support assembly													
	8-97430-992-0	L	1	5101330-CYZ14					D			1704-			
	8-97433-132-0	R	1	5101340-CYZ14					D			1704-			
	8-97433-132-0	R	1	5101340-CYZ14		A	B	C		E	F	1704-			
	8-97433-689-0	L	1	5101330-D17YZ		A	B	C		E	F	1704-			
550	---	Cover plate assembly--front cross beam													
	8-97433-145-0		1	5101090-D17YZ		A	B	C	D	E	F	1704-			
554	---	Reinforcing plate -- floor													
	8-97433-124-0		1	5100060-D17YZ	(B)				D			1704-			
	8-97433-124-0		1	5100060-D17YZ	(B)	A	B	C		E	F	1704-			
	---	Reinforcing plate -- side bottom plate, rear													
	8-97433-125-0			5100061-D17YZ	(A)				D			1704-			
	8-97433-125-0			5100061-D17YZ	(A)	A	B	C		E	F	1704-			
563	---	Reinforcing plate assembly -- front cross beam, rear													
	8-97589-579-2		2	5101140-CYZ14		A	B	C	D	E	F	1704-			
	8-97589-579-2		2	5101140-CYZ14		A	B	C	D	E	F	1704-			
566	---	Reinforcing plate													
	8-98197-119-2	L	1	5102020-D17YZ	(B)				D			1704-			
579	---	Sealing cover piece													
	1-76798-019-0		2	8200143-803	(A)	A	B	C	D	E	F	1704-			
				Outer diameter =25 black											
	8-98230-420-0		6	5109087-CYZ14	(B)	A	B	C		E	F	1704-			
				Outer diameter =30 T=0.8											
	8-98230-420-0		8	5109087-CYZ14	(B)				D			1704-			
				Outer diameter =30 T=0.8											

6-75 Foot mat and carpet

Figure No.

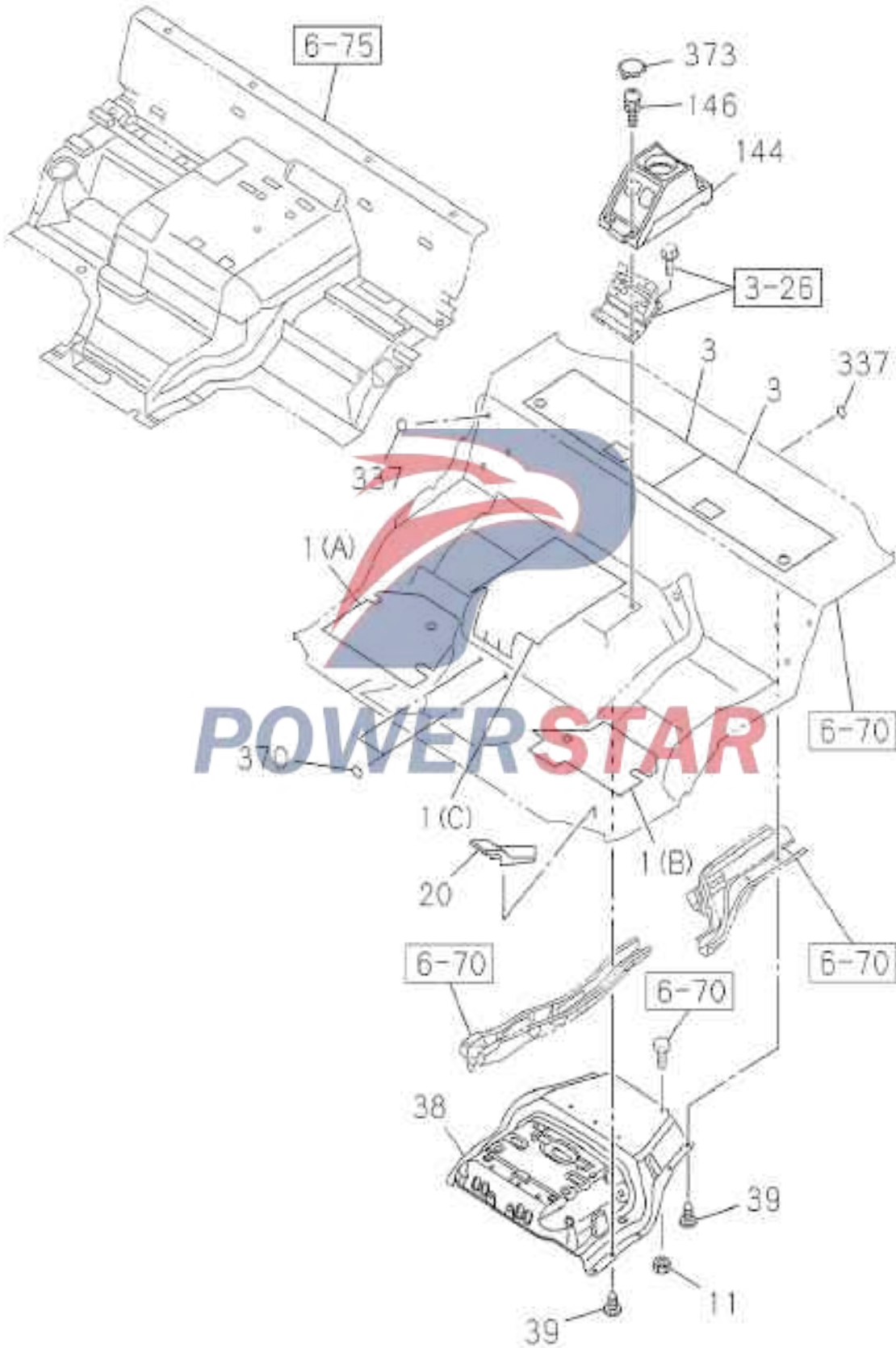


6-75		Foot mat and carpet											
Figure No.													
Index No.	Recommended grade/part name										Date of application	I T C	
	Part No.	L R	Q t y .	Qingling part No.	Remarks	Model applied							
						EXR 6W 420 -Height	EXR 6W 460 -Height	EXR 6U 380 -Height	EXZ 6U 380 height/reference	EXZ 6W 420 height			EXZ 6W 460 height
A	B	C	D	E	F								
2	--- Carpet assembly										1704-		
	8-97468-440-0	R	1	5109022-D17YZ		A	B	C	D	E			F
	8-97468-441-0	L	1	5109021-D17YZ		A	B	C	D	E	F	1704-	
15	--- Cushion assembly										1704-		
	8-97468-471-0		1	5109040-D17YZ	(A)	A	B	C		E			F
	8-97468-472-0		1	5109050-D17YZ	(B)	A	B	C		E	F	1704-	
69	--- Trim strip (left)--front door sill										1704-		
	8-97427-061-0	L	1	8200281-D17YZ		A	B	C	D	E			F
	8-97468-416-0	R	1	8200271-CYZ14		A	B	C	D	E	F	1704-	
81	--- Cushion assembly										1704-		
	8-97468-470-0		1	5109010-D17YZ		A	B	C	D	E			F



Inner diameter=8.4 Outer diameter =22

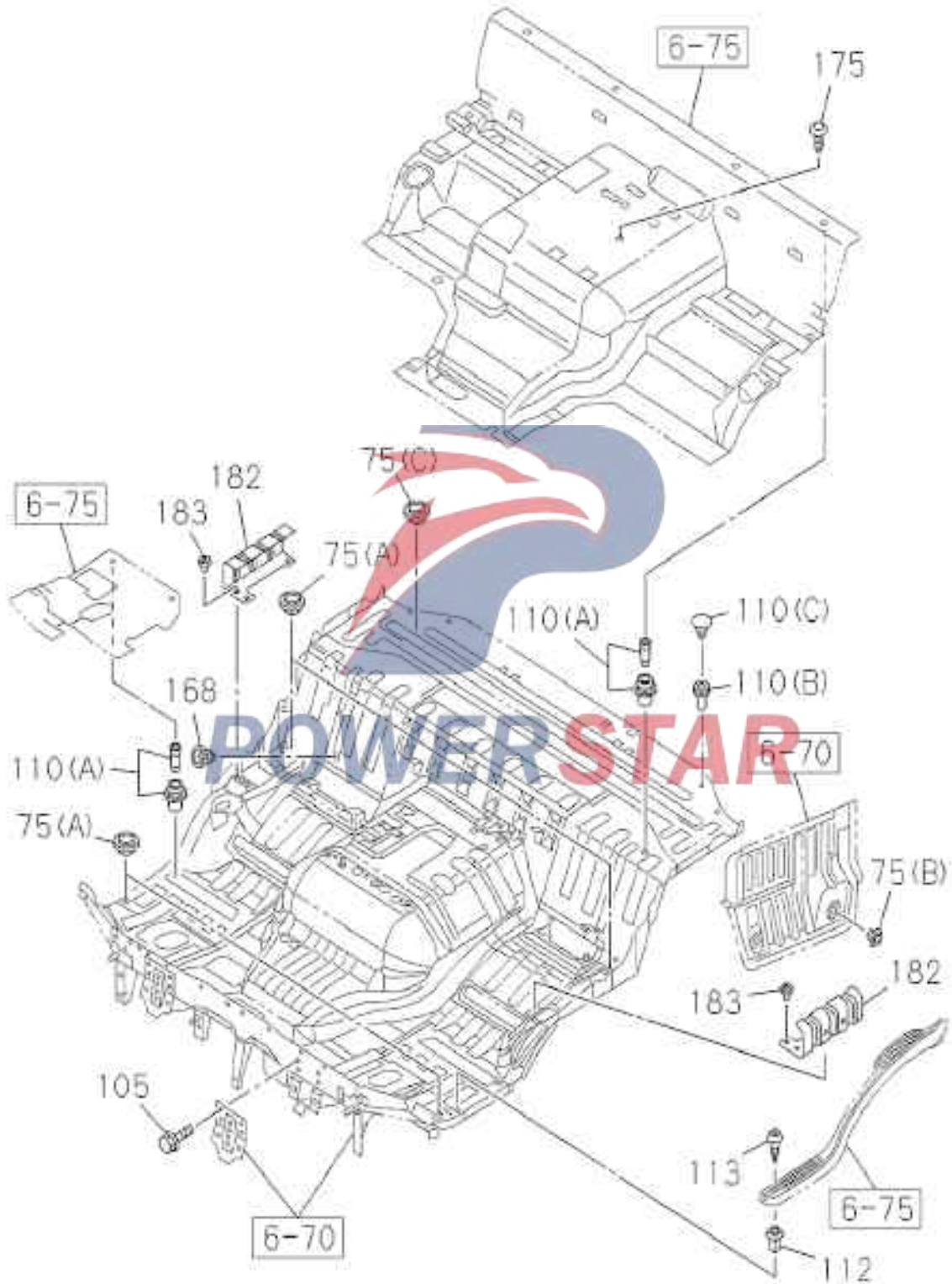
POWERSTAR



6-76		Bottom plate device and sealing											
Figure No.													
Index No.	Recommended grade/part name										Date of application	I T C	
	Part No.	L R	Q t y .	Qingling part No.	Remarks	Model applied							
						EXR 6W 420 -Height	EXR 6W 460 -Height	EXR 6U 380 -Height	EXZ 6U 380 height/reference	EXZ 6W 420 height			EXZ 6W 460 height
A						B	C	D	E	F			
1	--- Right asphalt washer 8-97430-798-0		1	5109012-CYZ14	(A)	A	B	C	D	E	F	1704-	
	--- Left bitumen gasket 8-97430-799-0		1	5109011-CYZ14	(B)	A	B	C	D	E	F	1704-	
	--- Asphalt washer 8-97433-628-0		1	5109013-D17YZ	(C)	A	B	C	D	E	F	1704-	
3	--- Asphalt washer 8-97430-801-0		2	5109014-CYZ14					D			1704-	
11	--- Convex cap 8-94468-316-0		5	8200201-D17YZ	Inner diameter=6 Outer diameter =25	A	B	C		E	F	1704-	
20	--- Pedal 8-97468-469-0		1	5107631-D17YZ		A	B	C	D	E	F	1704-	
38	--- Sound insulation pad--engine cover 8-97432-255-0		1	5109089-D17YZ		A	B	C	D	E	F	1704-	
39	--- Fixing nail 8-97808-623-0		16	8200201-44	I.D.=6.2 L=11.4	A	B	C		E	F	1704-	
	8-97808-623-0		21	8200201-44	I.D.=6.2 L=11.4				D			1704-	
144	--- Hole cover-parking brake control lever 8-97469-191-0		1	8100890-CYZ14	Inner diameter=8.4 Outer diameter =22	A	B	C	D	E	F	1704-	
146	--- bolt 0-5200-0616-0		4	Q1460616T21	M6X16	A	B	C	D	E	F	1704-	
337	--- Sealing cover piece 1-76798-019-0		14	8200143-803	Outer diameter =25 black	A	B	C	D	E	F	1704-	
370	--- Sealing cover piece 1-76798-019-0		2	8200143-803	Outer diameter =25 black	A	B	C	D	E	F	1704-	
373	--- Hole cover--front door switch 8-97426-905-0		2	8100698-D17YZ	Dark gray	A	B	C	D	E	F	1704-	

6-78 Bottom plate hole plug

Figure No.



6-78		Bottom plate hole plug											
Figure No.													
Index No.	Recommended grade/part name										Date of application	I T C	
	Part No.	L R	Q t y .	Qingling part No.	Remarks	Model applied							
						EXR 6W 420 -Height	EXR 6W 460 -Height	EXR 6U 380 -Height	EXZ 6U 380 height/reference	EXZ 6W 420 height			EXZ 6W 460 height
A						B	C	D	E	F			
75	--- Plug cover												
	1-09983-101-0		4	8101179-117/C	(A) Outer diameter =23.5	A	B	C	D	E	F	1704-	
	8-94198-177-0		4	5107611-D17YZ	(B) Outer diameter =31.6	A	B	C		E	F	1704-	
	9-0957-6198-0		6	5107621-D17YZ	(C) Outer diameter =40 T=4.8	A	B	C		E	F	1704-	
105	--- bolt												
	0-2866-1030-0		16	Q1841030T(P=1.25,9.8 level)	M10X30 reel	A	B	C	D	E	F	1704-	
110	--- Fixing nail-middle cross beam (rear)												
	8-94279-089-0		8	5107231-801	(A) Black	A	B	C	D	E	F	1704-	
	8-97319-495-0		4	5107235-CYZ14	(B)	A	B	C	D	E	F	1704-	
	8-97426-922-0		4	5107236-D17YZ	(C) Dark gray	A	B	C	D	E	F	1704-	
112	--- Washer nut												
	8-94279-043-0		8	6201401-26	D=7.8X7.8 L=18	A	B	C	D	E	F	1704-	
113	--- Screw												
	0-7218-0516-0		8	8200119-CYZ14	M5X16 Inner diameter=8.4 Outer diameter =22	A	B	C	D	E	F	1704-	
168	--- Hole cover--antenna cable												
	1-79998-891-1		1	7900038-CYZ14		A	B	C	D	E	F	1704-	
175	--- Fixing nail												
	1-09987-114-0		1	8101167-117/C	D6X23 black	A	B	C	D	E	F	1704-	
182	--- Right stiffener - threshold bar												
	8-98056-071-1	R	1	8200278-CYZ14		A	B	C	D	E	F	1704-	
	--- Left reinforcing plate--door sill strip												
	8-98056-072-1	L	1	8200277-CYZ14		A	B	C	D	E	F	1704-	
183	--- Screw												
	8-98066-813-0		6	8200276-CYZ14	T40 M8X16.5	A	B	C	D	E	F	1704-	

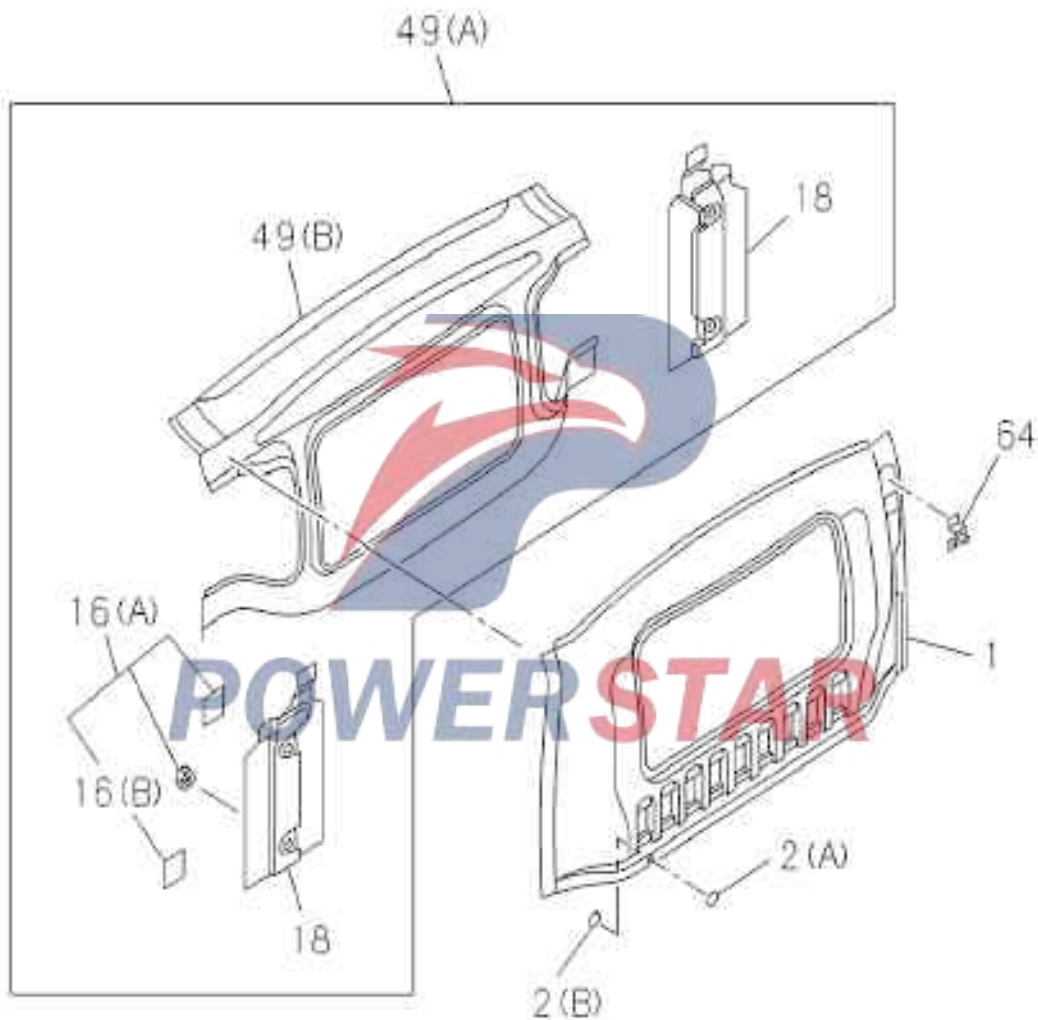
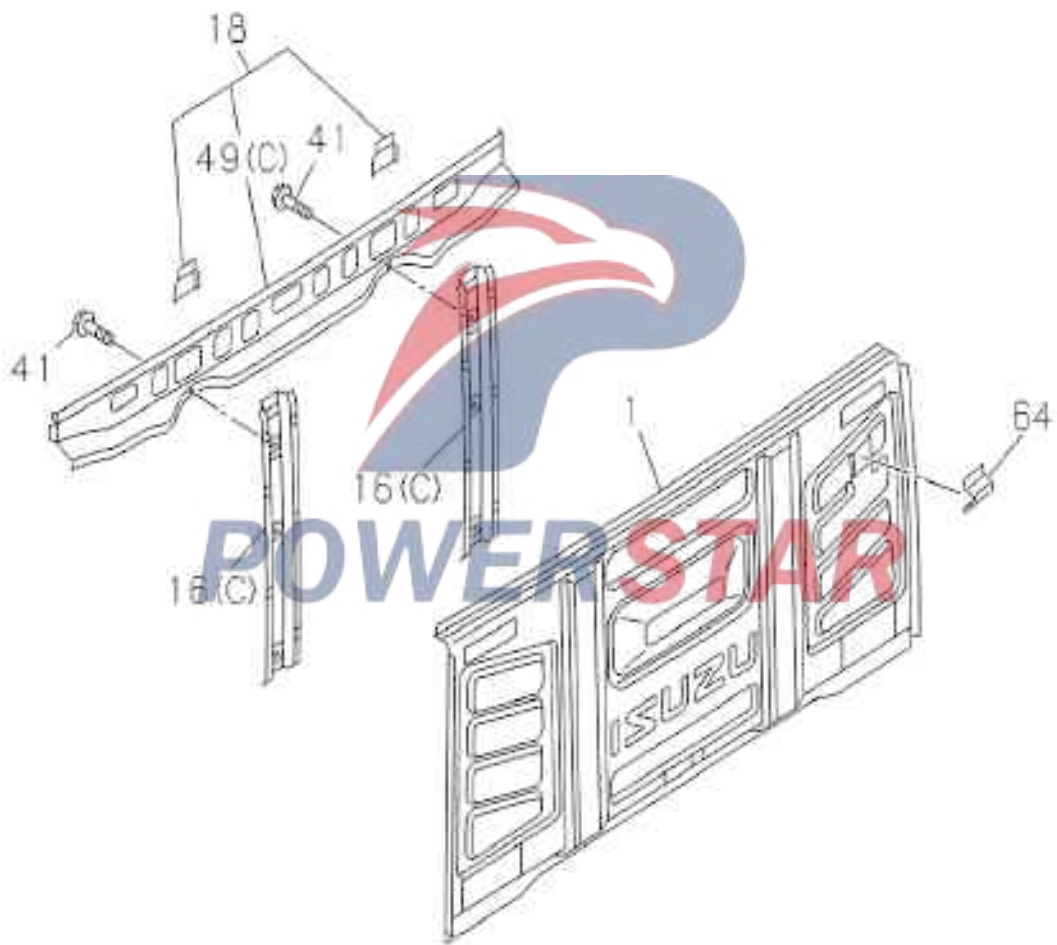



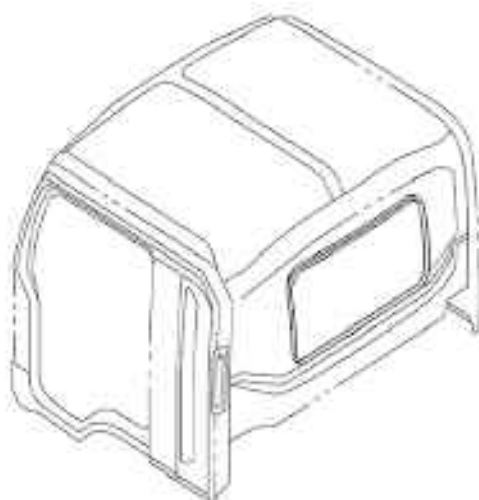
Figure No.




6-80		Rear wall panel																			
Figure No.																					
Index No.	Recommended grade/part name										Date of application	I T C									
	Part No.	L R	Q t y .	Qingling part No.	Remarks	Model applied															
						EXR 6W 420 -Height	EXR 6W 460 -Height	EXR 6U 380 -Height	EXZ 6U 380 height/reference	EXZ 6W 420 height			EXZ 6W 460 height								
A	B	C	D	E	F																
1	--- Rear wall outer panel																				
	8-97433-363-0		1					A	B	C			E	F	1704-						
	8-97584-602-3		1	5600011-CYZ14							D				1704-						
2	--- Sealing cover piece																				
	1-76798-019-0		2	8200143-803	(A)						D				1704-						
	5-76777-035-0		2	6204132-801	(B)						D				1704-						
					Outer diameter =25 black																
					Outer diameter =36 T=0.05 black																
16	--- Reinforcing plate assembly -- rear, right																				
	8-97430-111-0	R	1	5601220-CYZ14							D				1704-						
	8-97430-112-0	R	1	5601221-CYZ14	(B)						D				1704-						
	--- Stiffener assembly - rear wall (left)																				
	8-97430-113-0	L	1	5601210-CYZ14	(A)						D				1704-						
	8-97430-114-0	L	1	5601211-CYZ14	(B)						D				1704-						
	--- Stiffener assembly - rear wall																				
	8-97433-366-0		2	5600030-D17YZ	(C)			A	B	C			E	F	1704-						
18	--- Reinforcing plate -- rear plate lower side part, right																				
	8-97430-115-0	R	1	5601232-CYZ14							D				1704-						
	--- Stiffener - lower side of rear plate (left)																				
	8-97430-116-0	L	1	5601231-CYZ14							D				1704-						
	--- Rear wall inner panel assembly																				
	8-97433-371-0		1	5601200-D17YZ				A	B	C			E	F	1704-						
41	--- bolt																				
	0-2805-0816-0		2	Q1840816	M8X16 reel			A	B	C			E	F	1704-						
49	--- Rear wall inner panel assembly																				
	8-97430-335-0		1	5601200-CYZ14	(A)						D				1704-						
	--- Rear wall inner panel																				
	8-97433-372-0		1		(C)			A	B	C			E	F	1704-						
	--- Rear wall inner panel																				
	8-97584-610-3		1	5600012-CYZ14	(B)						D				1704-						
64	--- Support assembly-air intake device																				
	8-97433-364-0		1	5600020-D17YZ				A	B	C			E	F	1704-						
	8-98081-605-0		1	5601100-CYZ14							D				1704-						



POWERSTAR



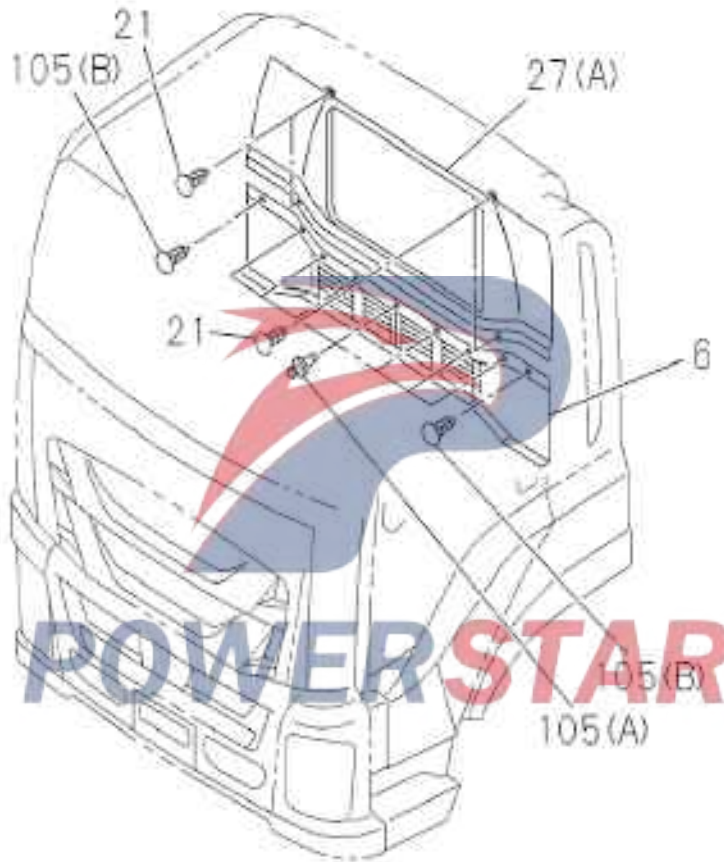
6-82		Rear window glass and strip											
Figure No.													
Index No.	Recommended grade/part name										Date of application	I T C	
	Part No.	L R	Q t y .	Qingling part No.	Remarks	Model applied							
						EXR 6W 420 -Height	EXR 6W 460 -Height	EXR 6U 380 -Height	EXZ 6U 380 height/reference	EXZ 6W 420 height			EXZ 6W 460 height
A	B	C	D	E	F								
1	--- Rear window glass 8-97431-242-0		1	5206311-CYZ14					D			1704-	
6	--- Trim strip--rear window 8-98096-217-1		1	5206331-CYZ14					D			1704-	

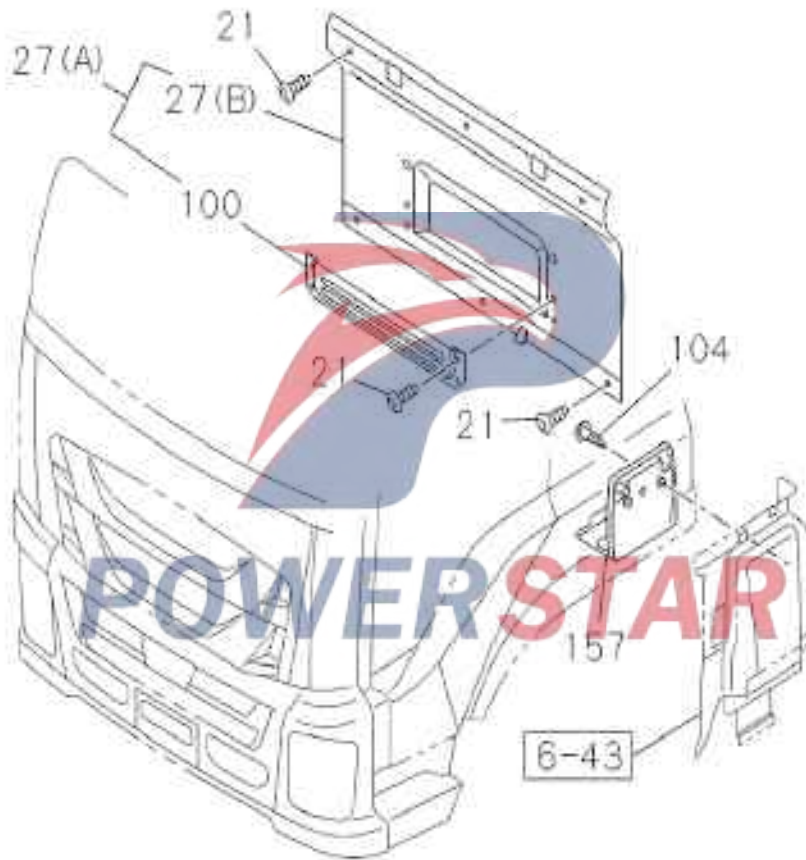


Inner diameter=8.4 Outer diameter =22

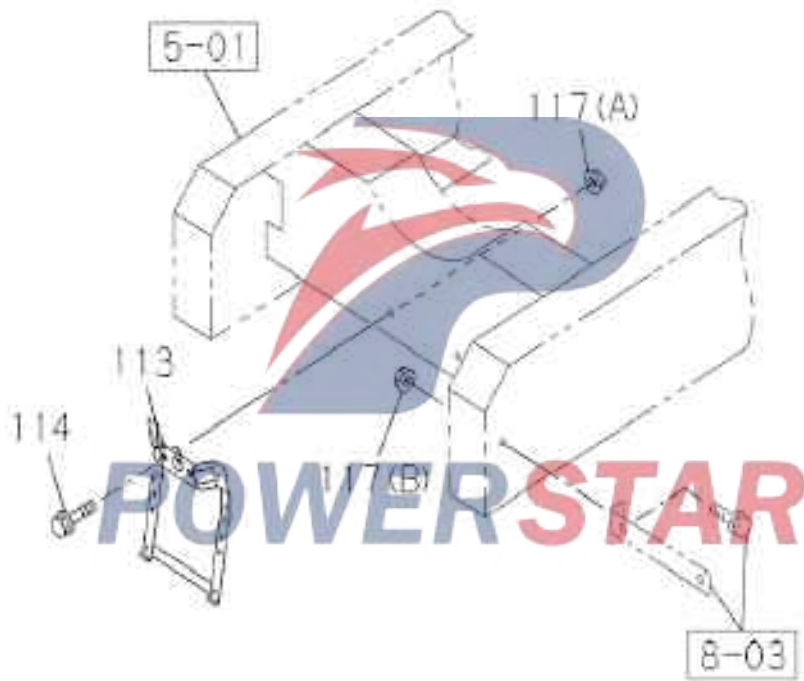
POWERSTAR

Figure No.






6-84		Rear trim part																			
Figure No.																					
Index No.	Recommended grade/part name										Date of application	I T C									
	Part No.	L R	Q t y .	Qingling part No.	Remarks	Model applied															
						EXR 6W 420 -Height	EXR 6W 460 -Height	EXR 6U 380 -Height	EXZ 6U 380 height/reference	EXZ 6W 420 height			EXZ 6W 460 height								
A	B	C	D	E	F																
6	--- Trim plate assembly - rear wall (lower)																				
	8-97426-860-1		1	5206660-D34EZ	gray				D												1704-
21	--- Fixing nail																				
	8-97426-859-0		4	5206654-D17YZ	gray				D												1704-
	8-97468-424-0		6	5206681-D17YZ		A	B	C			E	F									1704-
	8-97468-424-0		6	5206681-D17YZ		A	B	C			E	F									1704-
	8-97468-424-0		4	5206681-D17YZ		A	B	C			E	F									1704-
27	--- Rear trim plate																				
	8-97434-077-0		1	5602011-D17YZ	(B)	A	B	C			E	F									1704-
	--- Trim plate assembly - rear wall (upper)																				
	8-97468-429-2		1	5206620-D15EH	(A)				D												1704-
	--- Rear trim plate assembly																				
	8-97468-488-0		1	5602010-D17YZ	(A)	A	B	C			E	F									1704-
100	--- Sling cover plate																				
	8-97469-188-0		1	5602012-D17YZ		A	B	C			E	F									1704-
104	--- Screw																				
	0-7218-0516-0		4	8200119-CYZ14	M5X16	A	B	C			E	F									1704-
105	--- Clamp nail																				
	8-97426-858-0		7	5206655-D34EZ	(A) gray				D												1704-
	8-97426-859-0		2	5206654-D17YZ	(B) gray				D												1704-
157	--- Tray table assembly																				
	8-97433-048-0		1	5206690-D17YZ		A	B	C			E	F									1704-

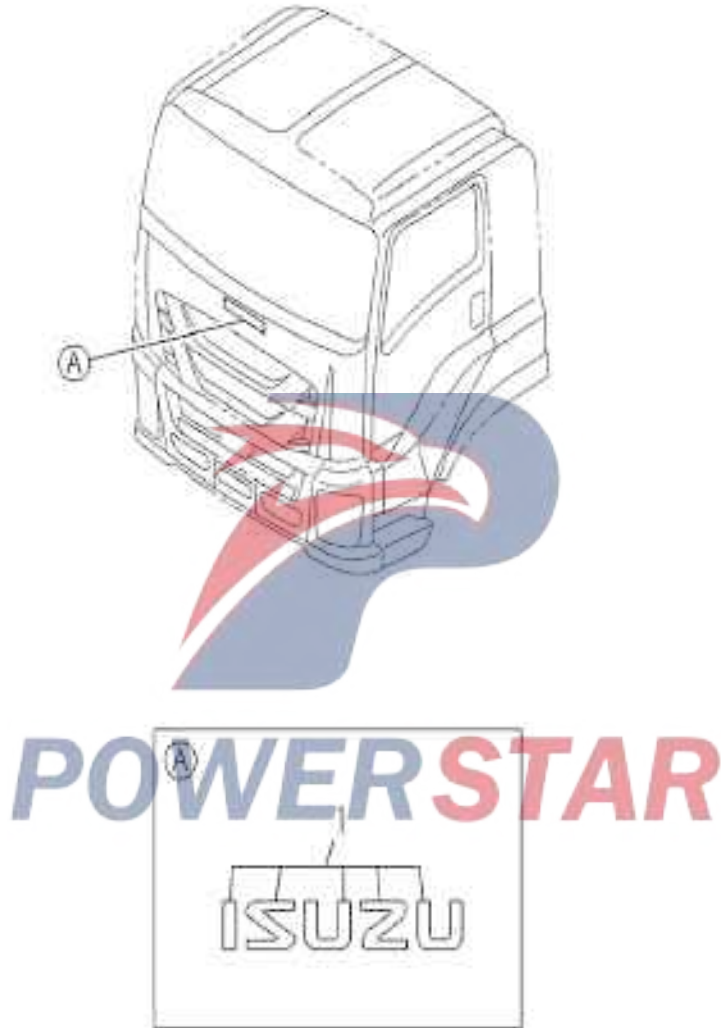



6-90		Rear bumper											
Figure No.													
Index No.	Recommended grade/part name										Date of application	I T C	
	Part No.	L R	Q t y .	Qingling part No.	Remarks	Model applied							
						EXR 6W 420 -Height	EXR 6W 460 -Height	EXR 6U 380 -Height	EXZ 6U 380 height/reference	EXZ 6W 420 height			EXZ 6W 460 height
A	B	C	D	E	F								
113	--- Bracket 8-98090-218-1		1	2803226-CYZ14		A	B	C	D	E	F	1704-	
114	--- bolt 0-2865-0825-0		2	Q1840825	M8X25 reel	A	B	C	D	E	F	1704-	
117	--- nut 0-9118-0108-0		2	Q32008	(A) M8 reel	A	B	C	D	E	F	1704-	
	0-9118-0210-0		2	Q32010T13F2(P=1.25)	(B) M10 reel	A	B	C	D	E	F	1704-	

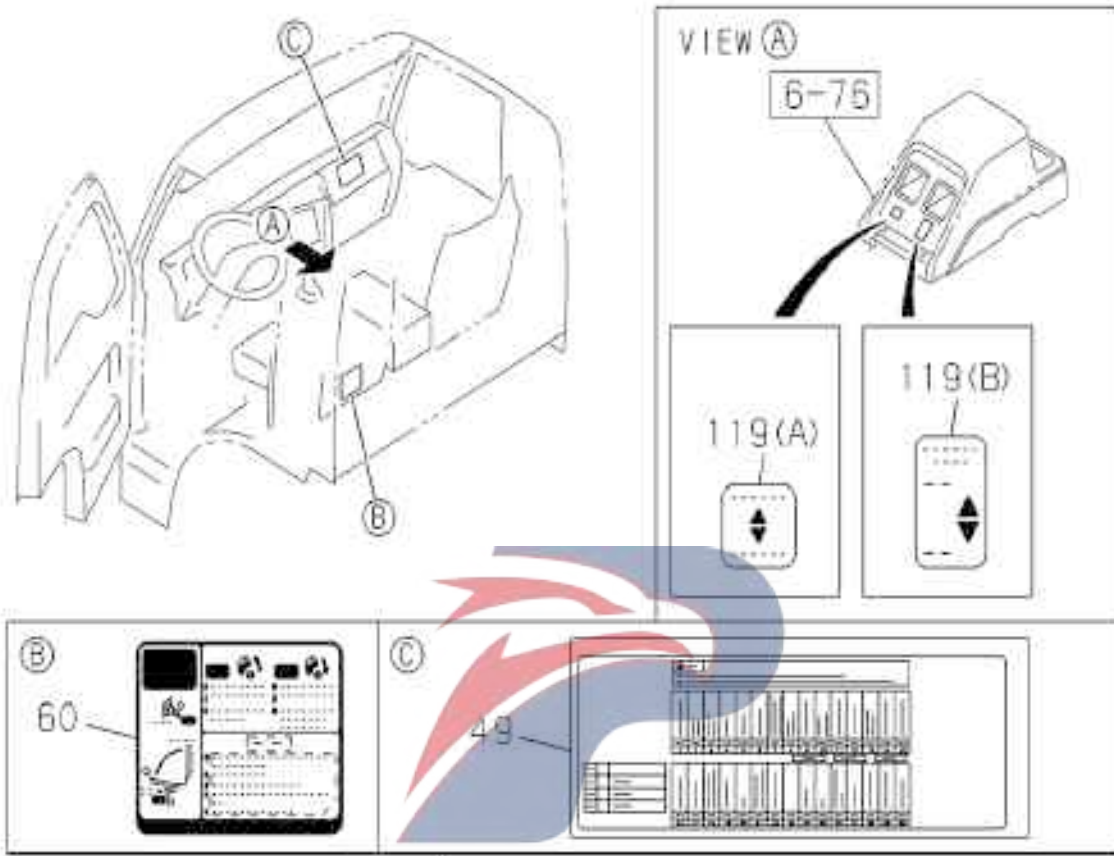


Inner diameter=8.4 Outer diameter =22

POWERSTAR



7-01		LOGO and nameplate											
Figure No.													
Index No.	Recommended grade/part name												
	Part No.	L R	Q t y .	Qingling part No.	Remarks	Model applied						Date of application	I T C
						EXR 6W 420 -Height	EXR 6W 460 -Height	EXR 6U 380 -Height	EXZ 6U 380 height/reference	EXZ 6W 420 height	EXZ 6W 460 height		
A	B	C	D	E	F								
1	---	Logo of ISUZU 8-98041-913-0	1	3903310-CYZ14		A	B	C	D	E	F	1704-	
 <p>Inner diameter=8.4 Outer diameter =22</p> <p>POWERSTAR</p>													



POWERSTAR

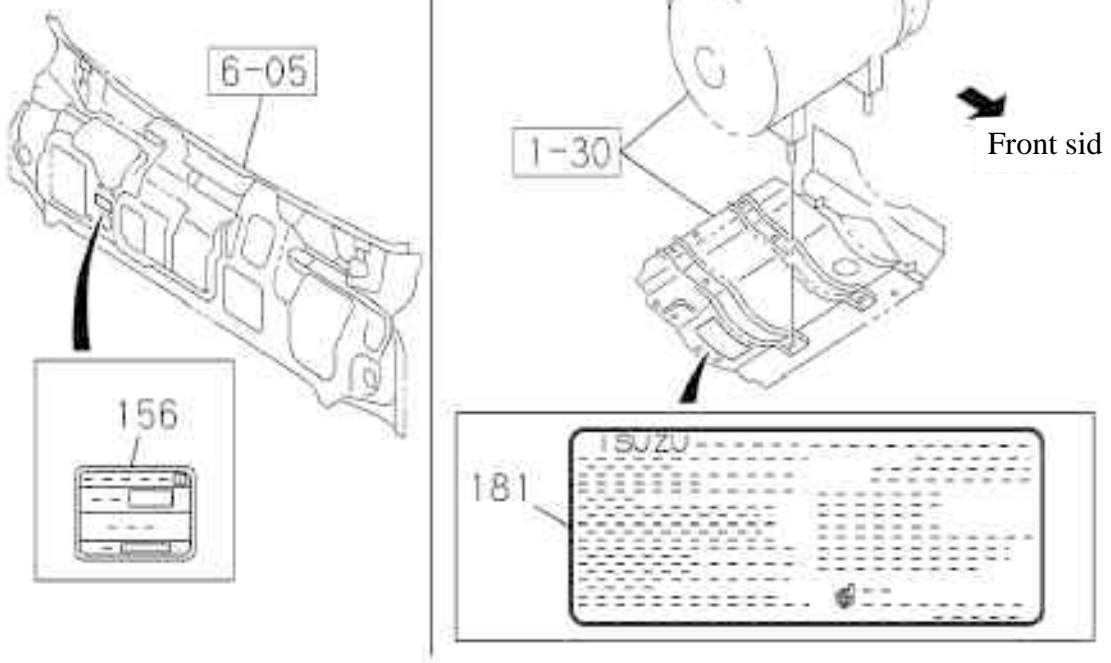
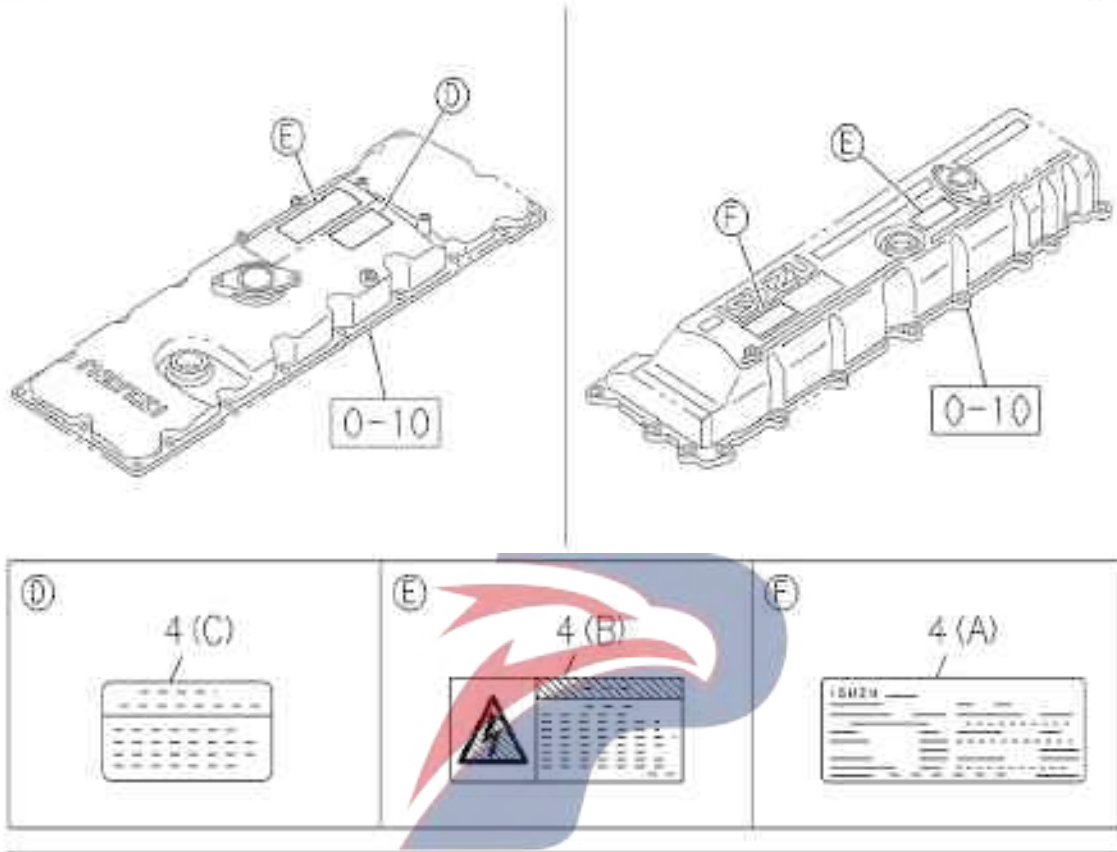
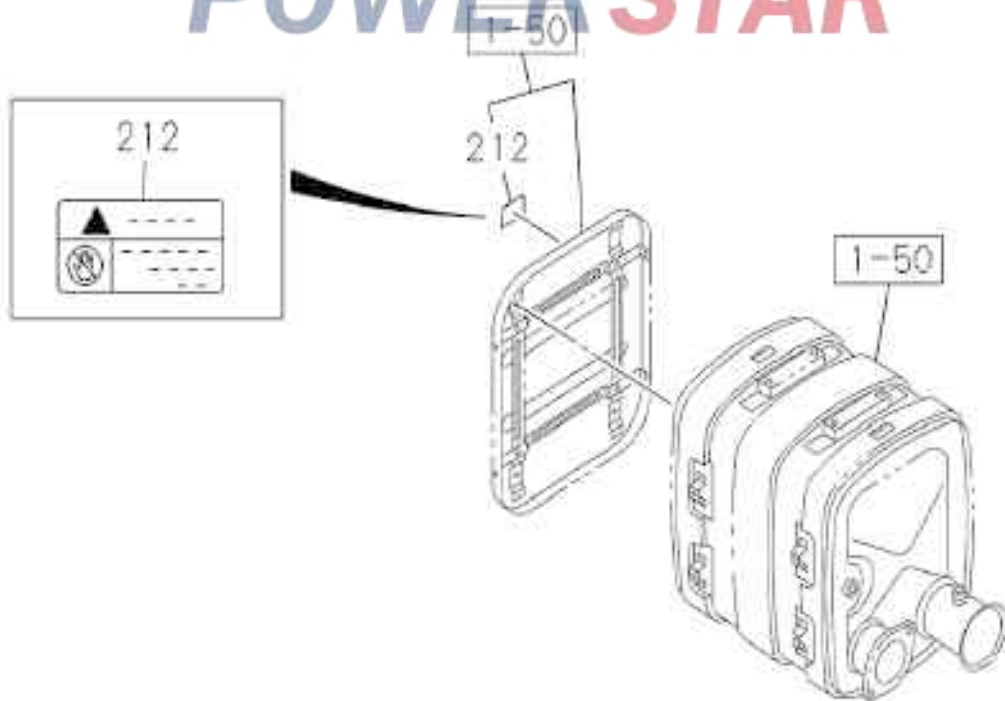


Figure No.

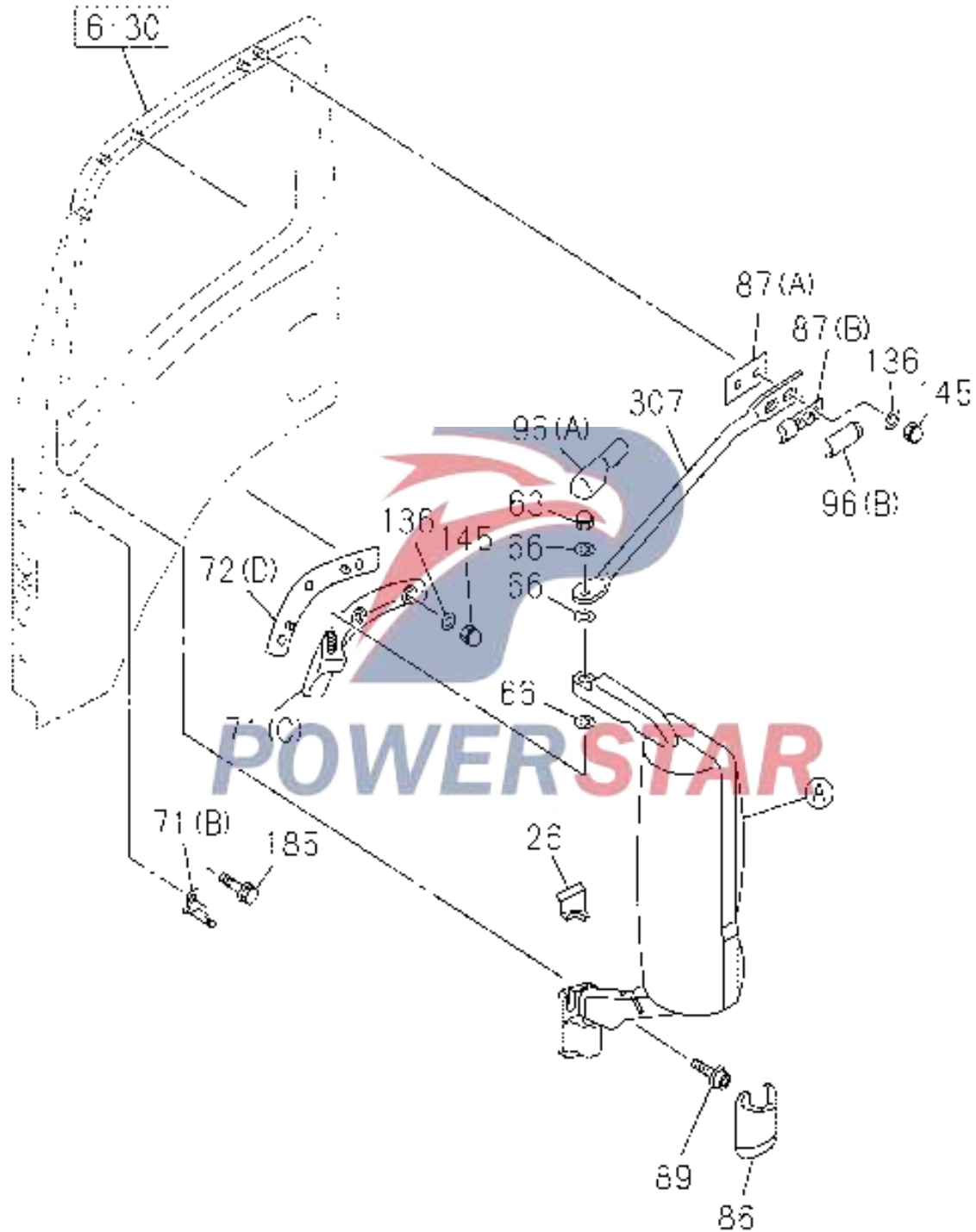


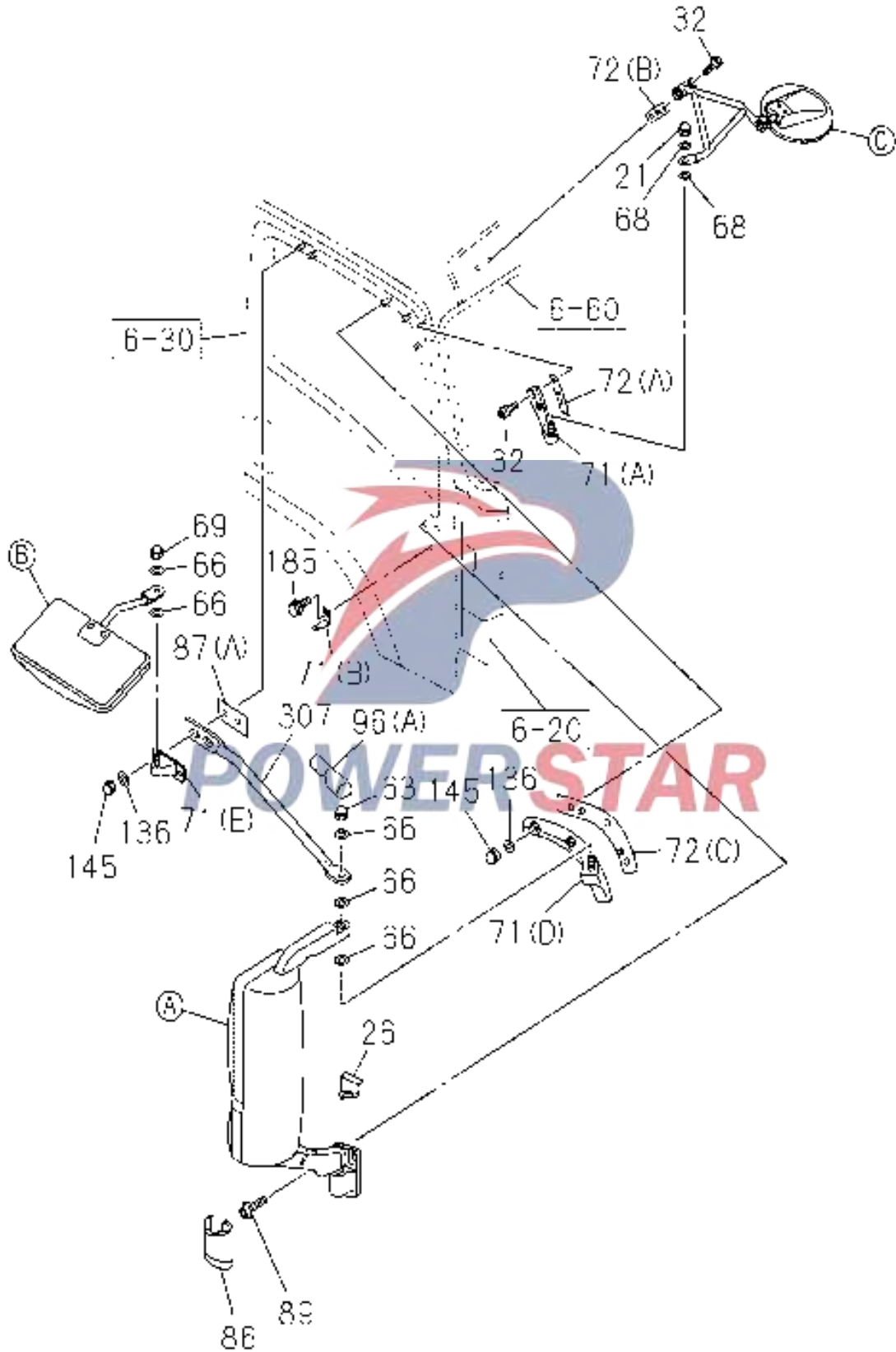
POWERSTAR

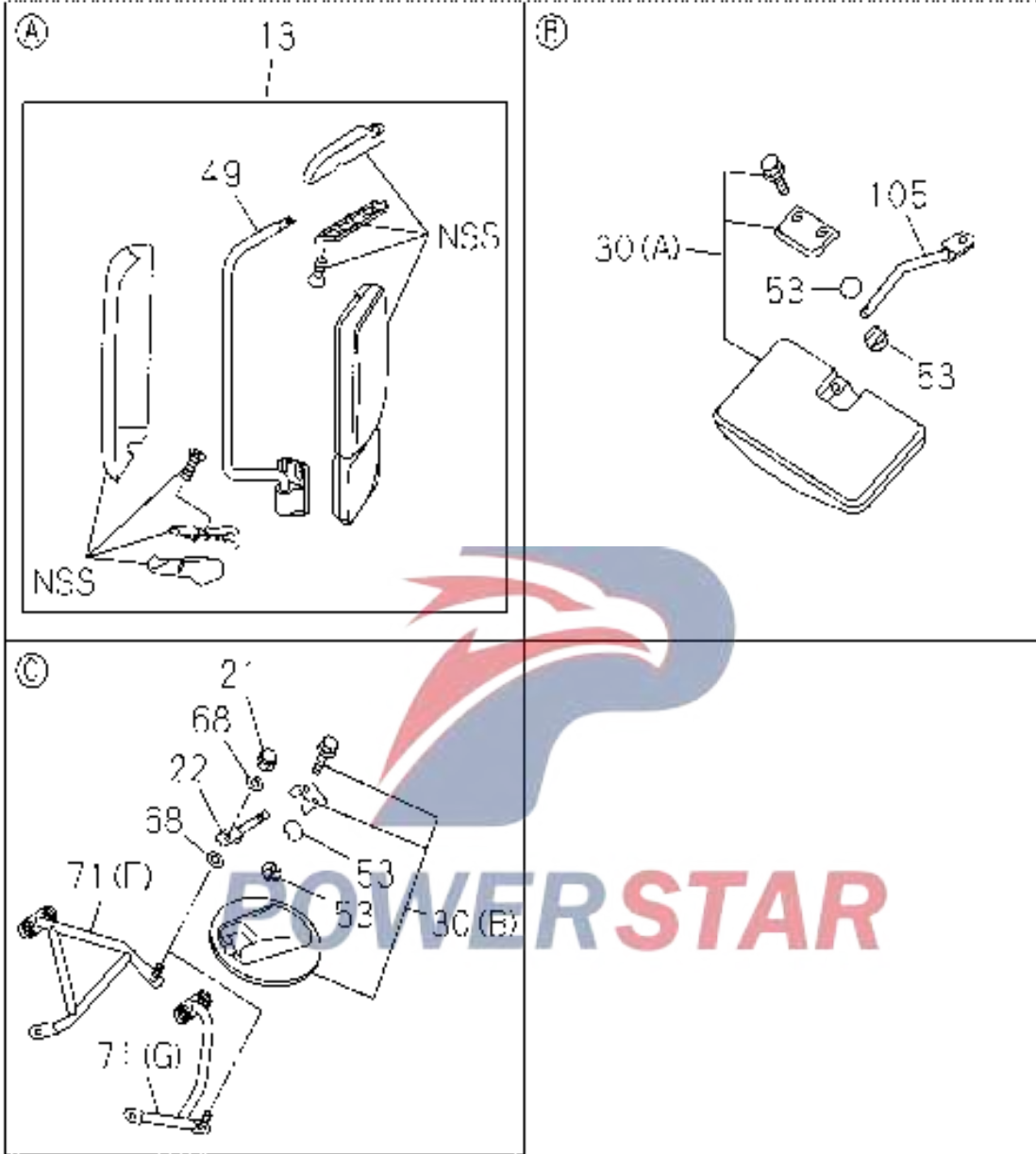


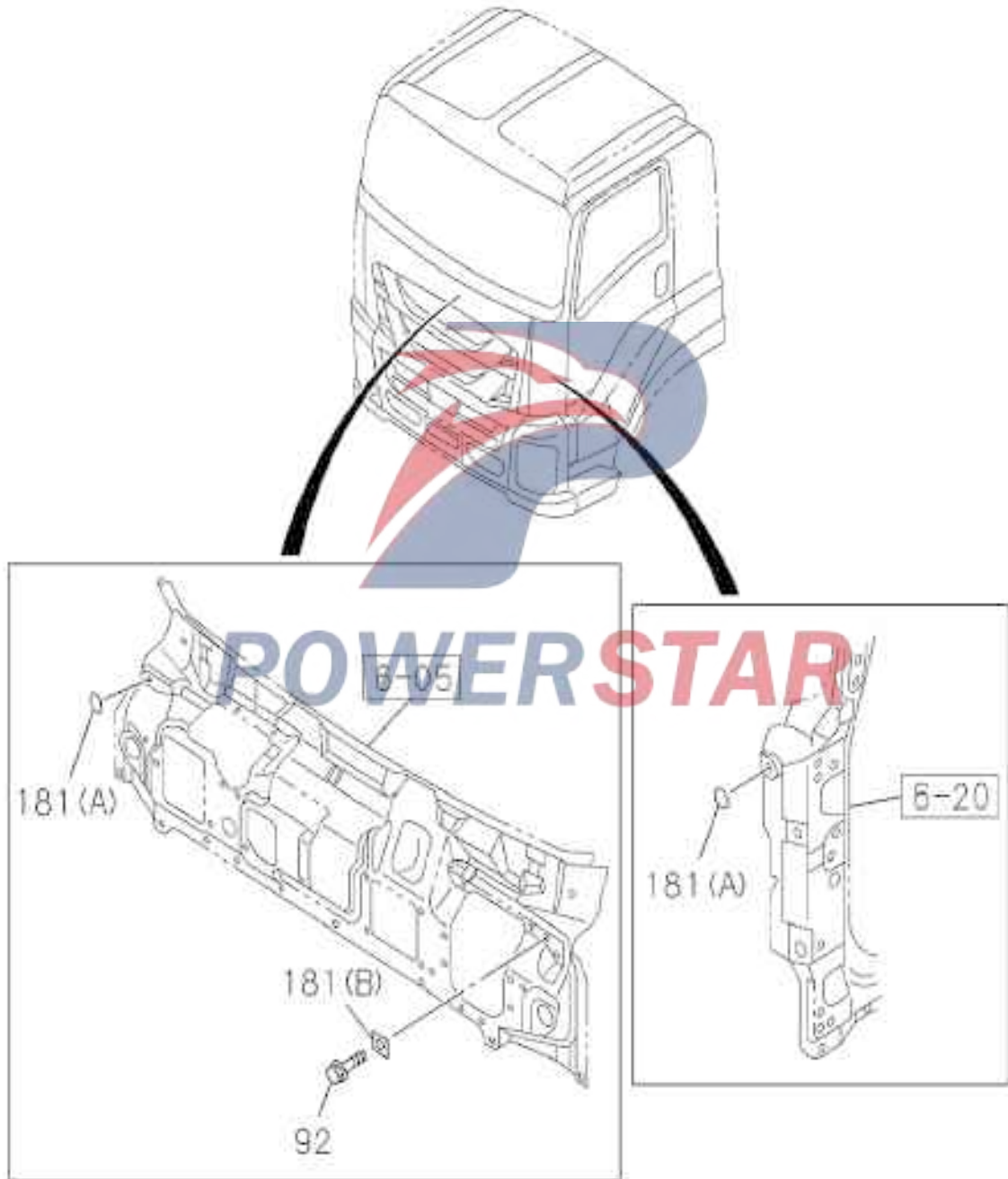
7-10		Warning sign and label																		
Figure No.																				
Index No.	Recommended grade/part name										Date of application	I T C								
	Part No.	L R	Q t y .	Qingling part No.	Remarks	Model applied														
						EXR 6W 420 -Height	EXR 6W 460 -Height	EXR 6U 380 -Height	EXZ 6U 380 height/reference	EXZ 6W 420 height			EXZ 6W 460 height							
A	B	C	D	E	F															
4 ---	Warning sign																			
	1-85875-350-2		1		(A)	A	B			E	F	1704-								
	1-85875-456-0		1		(B)			C	D			1704-								
	1-85875-456-0		1		(B)	A	B			E	F	1704-								
	8-98164-931-1		1		(C)			C	D			1704-								
49 ---	Label-fuse box																			
	8-97433-729-0		1	3903117-D17YZ		A	B	C	D	E	F	1704-								
60 ---	Warning sign-cab tilting																			
	8-98191-063-0		1	8202411-CYZ14		A	B	C	D	E	F	1704-								
119 ---	Tire pressure label																			
	1-85881-780-0		1	8100676-CYZ14	(B)	A	B	C	D	E	F	1704-								
	1-85881-874-0		1	3903206-CYZ14	(A)	A	B	C	D	E	F	1704-								
156 ---	Label-refrigerant warning																			
	8-97431-426-0		1	8100655-CYZ14		A	B	C	D	E	F	1704-								
181 ---	Warning sign-air filter																			
	1-85886-796-1		1	3903115-CYZ14		A	B	C	D	E	F	1704-								
212 ---	Label-warning																			
	8-98236-285-0		1			A	B	C	D	E	F	1704-								





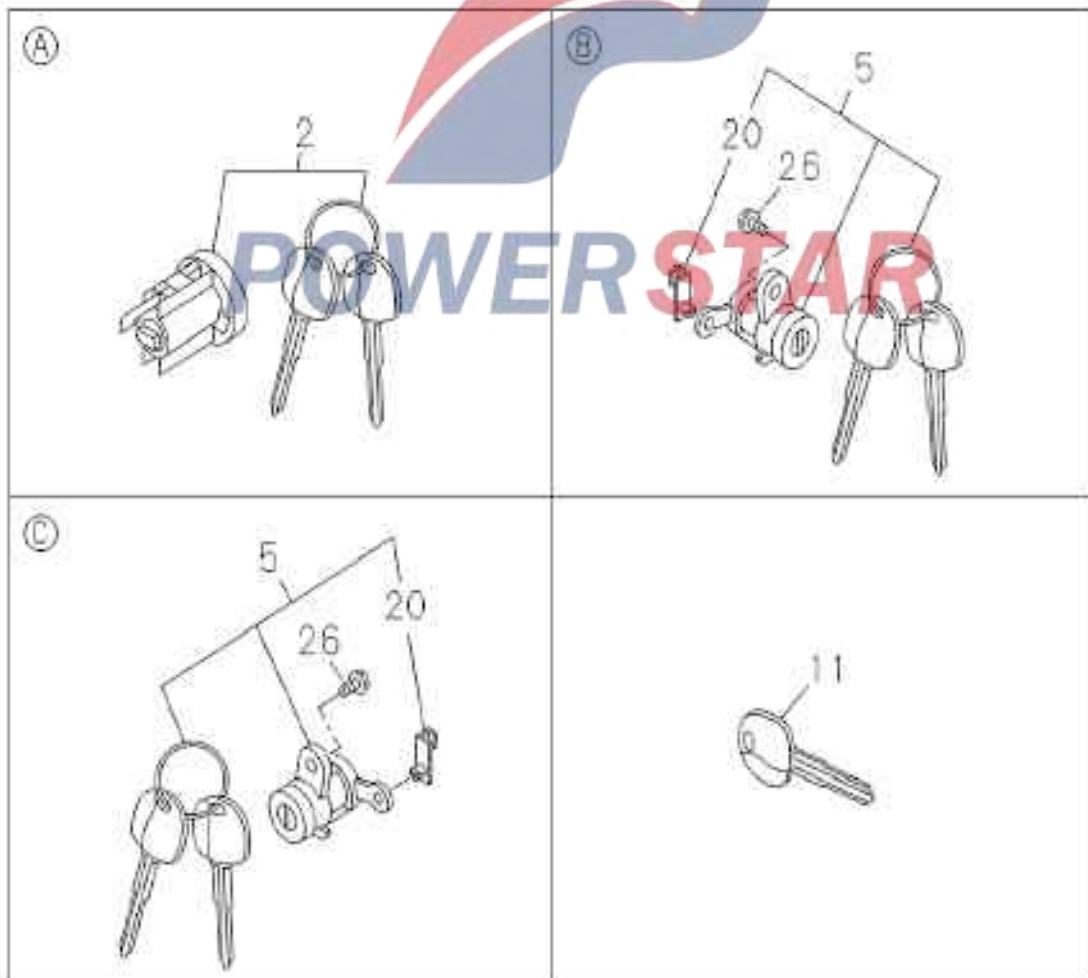
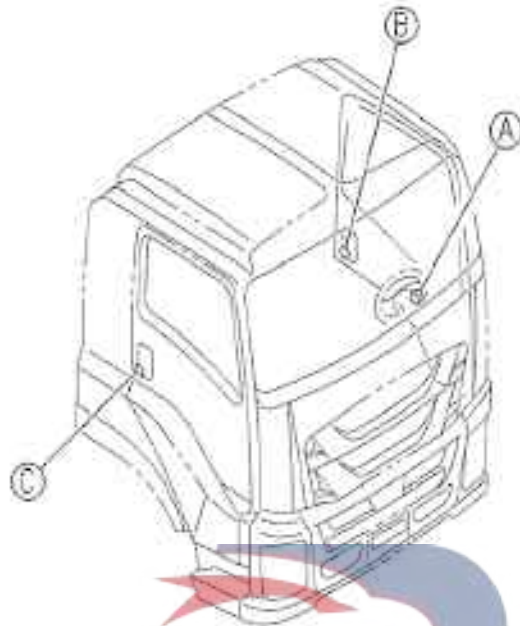


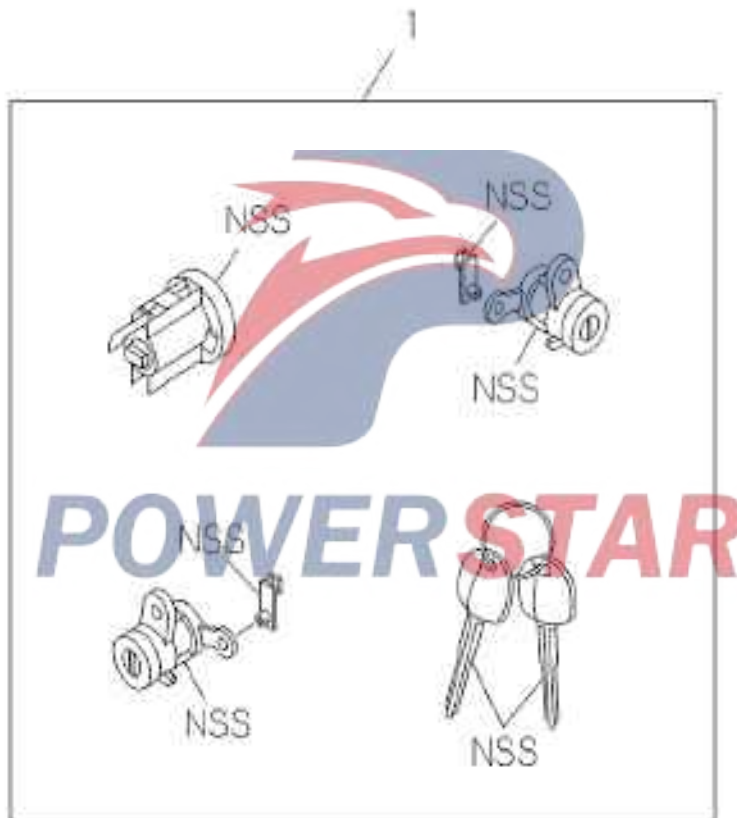




7-20		Rearview mirror and its support													
Figure No.															
Index No.	Recommended grade/part name										Date of application	I T C			
	Part No.	L	Q	t	y	Qingling part No.	Remarks	Model applied							
								EXR 6W 420 -Height	EXR 6W 460 -Height	EXR 6U 380 -Height			EXZ 6U 380 height/reference	EXZ 6W 420 height	EXZ 6W 460 height
A								B	C	D	E	F			
13	---	Right rear-view mirror assembly													
	8-97468-467-0	R	1			8202020-D17YZ		A	B	C	D	E	F	1704-	
	8-97468-468-0	L	1			8202010-D17YZ		A	B	C	D	E	F	1704-	
21	---	nut													
	1-09984-134-0			2		8202332-CYZ14	M10	A	B	C	D	E	F	1704-	
22	---	Rotation arm-bottom view mirror													
	8-98092-493-0			1		8219018-CYZ14		A	B	C	D	E	F	1704-	
26	---	Left cover plate--lower cover plate													
	8-98031-805-0	R	1			8202042-CYZ14		A	B	C	D	E	F	1704-	
	8-98031-806-0	L	1			8202031-CYZ14		A	B	C	D	E	F	1704-	
30	---	Blind spot mirror assembly													
	8-97431-226-0	R	1			8219010-CYZ14	(B)	A	B	C	D	E	F	1704-	
	8-97432-934-0	R	1			8202310-D17YZ	(A)	A	B	C	D	E	F	1704-	
32	---	Bolt assembly													
	8-98067-249-2			4		8219019-CYZ14	M8X26	A	B	C	D	E	F	1704-	
49	---	Support rod assembly-bottom view mirror, left													
	8-97432-938-0	R	1			8202080-D17YZ		A	B	C	D	E	F	1704-	
	8-97432-939-0	L	1			8202070-D17YZ		A	B	C	D	E	F	1704-	
53	---	Pivot assembly--blind spot mirror													
	1-71737-633-2			2		8202330-CYZ14	Inner diameter=19.1	A	B	C	D	E	F	1704-	
	1-71737-633-2			2		8202330-CYZ14	Inner diameter=19.1	A	B	C	D	E	F	1704-	
63	---	nut													
	1-09984-134-0			2		8202332-CYZ14	M10	A	B	C	D	E	F	1704-	
66	---	Washer													
	1-09985-204-0			2		8202331-CYZ14	Inner diameter=10.5 Outer diameter =26 T=2.6	A	B	C	D	E	F	1704-	
	1-09985-204-0			6		8202331-CYZ14	Inner diameter=10.5 Outer diameter =26 T=2.6	A	B	C	D	E	F	1704-	
68	---	Washer													
	1-09985-204-0			4		8202331-CYZ14	Inner diameter=10.5 Outer diameter =26 T=2.6	A	B	C	D	E	F	1704-	
69	---	nut													
	1-09984-134-0			1		8202332-CYZ14	M10	A	B	C	D	E	F	1704-	
71	---	Left mounting support assembly--main rearview mirror													
	1-71798-484-1	R	1			8202340-CYZ14	(E)	A	B	C	D	E	F	1704-	
	8-97432-287-0	R	1			8219018-D34EZ	(F)				D			1704-	
	8-97432-288-0	R	1			8219018-D17YZ	(G)	A	B	C		E	F	1704-	
	8-97434-292-0	R	1			8202060-D17YZ	(D)	A	B	C	D	E	F	1704-	
	8-97434-293-0	L	1			8202050-D17YZ	(C)	A	B	C	D	E	F	1704-	
	8-98039-277-2			2		5305292-D17YZ	(B)	A	B	C	D	E	F	1704-	
	8-98064-775-0	R	1			8219028-CYZ14	(A)	A	B	C	D	E	F	1704-	
72	---	Left gasket--rearview mirror mounting support													
	8-97434-294-0	R	1			8202046-D17YZ	(C)	A	B	C	D	E	F	1704-	
	8-97434-295-0	L	1			8202035-D17YZ	(D)	A	B	C	D	E	F	1704-	
	8-98060-225-1	R	1			8219029-CYZ14	(B)	A	B	C	D	E	F	1704-	
	8-98064-773-0	R	1			8219128-CYZ14	(A)	A	B	C	D	E	F	1704-	

Index No.	Recommended grade/part name						Model applied						Date of application	I T C
	Part No.	L R	Q t y .	Qingling part No.	Remarks	EXR 6W 420 -Height	EXR 6W 460 -Height	EXR 6U 380 -Height	EXZ 6U 380 height/reference	EXZ 6W 420 height	EXZ 6W 460 height			
						A	B	C	D	E	F			
86	Left lower cover plate--rearview mirror rotation arm													
	8-97434-290-0	R	1	8202044-D17YZ		A	B	C	D	E	F	1704-		
	8-97434-291-0	L	1	8202033-D17YZ		A	B	C	D	E	F	1704-		
87	Gasket													
	8-98063-786-0		2	8202049-CYZ14 (A)		A	B	C	D	E	F	1704-		
	8-98285-134-0	L	1	8202051-D17YZ (B)		A	B	C	D	E	F	1704-		
89	bolt													
	8-97310-216-1		8	8202069-CYZ14 M8X23		A	B	C	D	E	F	1704-		
92	bolt													
	8-98076-109-0		1	8202333-CYZ14 M8X16 reel		A	B	C	D	E	F	1704-		
96	Cover plate--connecting rod													
	8-98080-173-0		2	8202034-CYZ14 (A)		A	B	C	D	E	F	1704-		
	8-98285-135-0	L	1	8202052-D17YZ (B)		A	B	C	D	E	F	1704-		
105	Support rod assembly--blind spot mirror													
	8-97434-326-0		1	8202320-D17YZ		A	B	C	D	E	F	1704-		
136	Washer													
	1-09985-191-0		10	Q40108 Inner diameter=8.4 Outer diameter =16.0 T=1.6		A	B	C	D	E	F	1704-		
145	nut													
	8-98059-914-0		10	8101162-117/C M8		A	B	C	D	E	F	1704-		
181	Sealing cover piece													
	1-76798-019-0		2	8200143-803 (A) Outer diameter =25 black		A	B	C	D	E	F	1704-		
	8-94272-533-0	L	1	8101195-117/C (B) 25X25		A	B	C	D	E	F	1704-		
185	bolt													
	0-2805-0816-0		2	Q1840816 M8X16 reel		A	B	C	D	E	F	1704-		
307	Right fixed connecting rod - main rearview mirror													
	8-97434-256-0	L	1	8202037-D17YZ		A	B	C	D	E	F	1704-		
	8-97434-257-0	R	1	8202048-D17YZ		A	B	C	D	E	F	1704-		





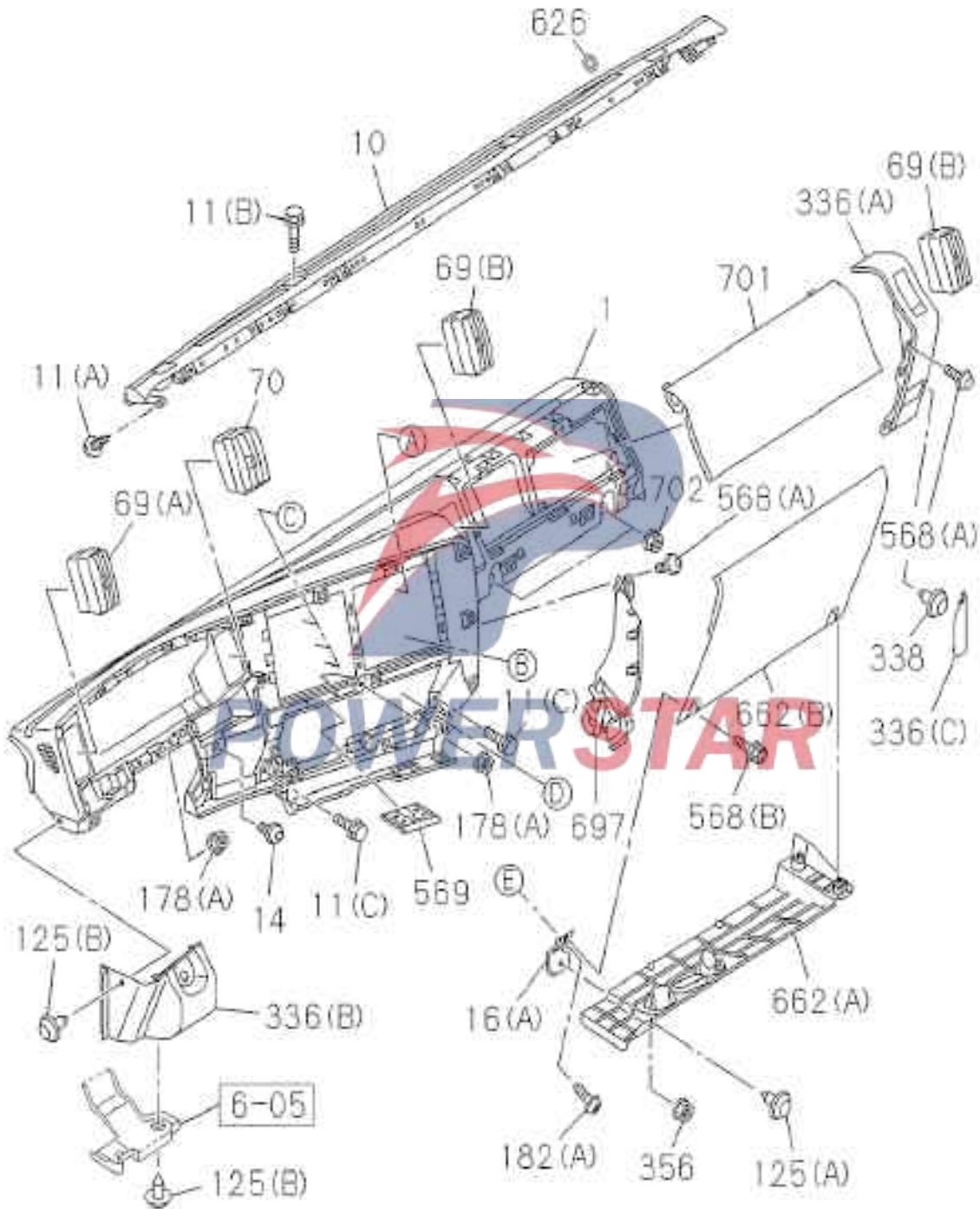
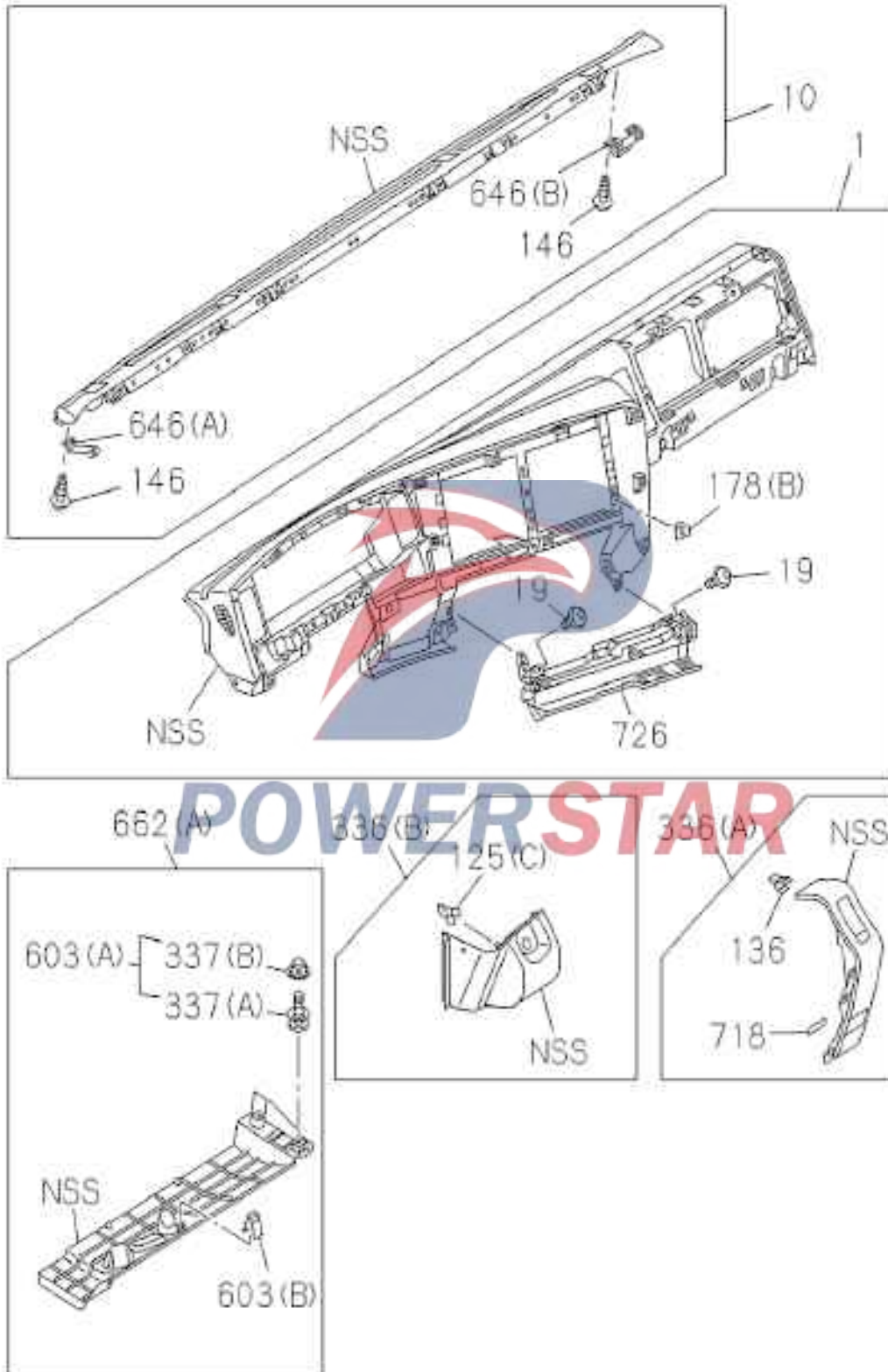
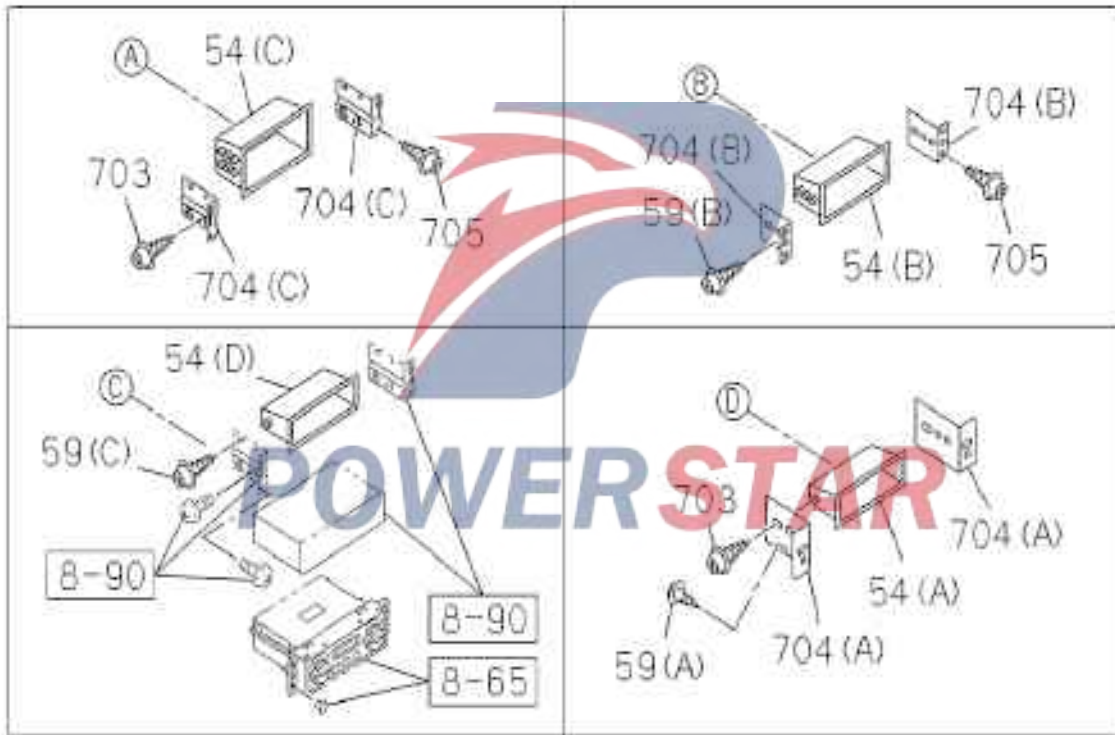


Figure No.





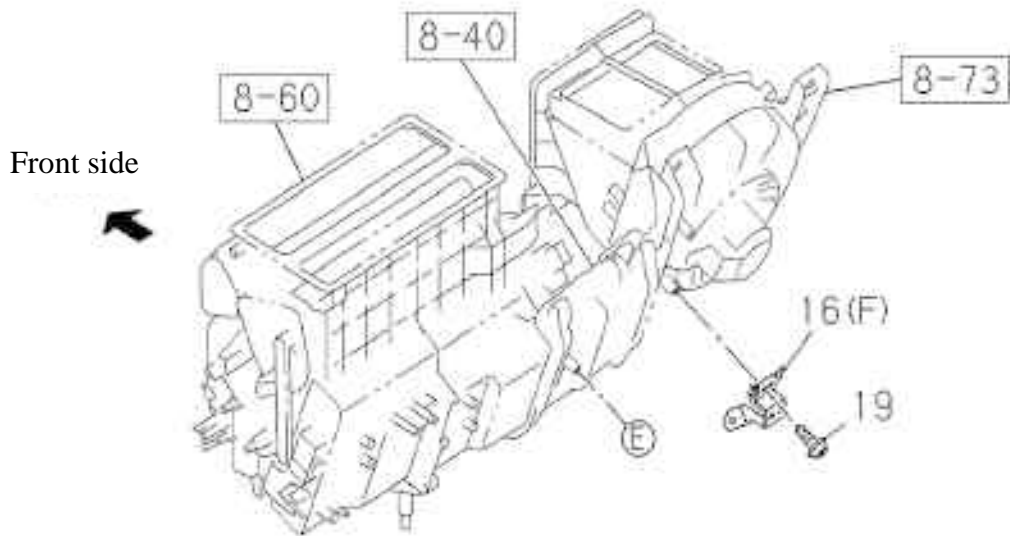
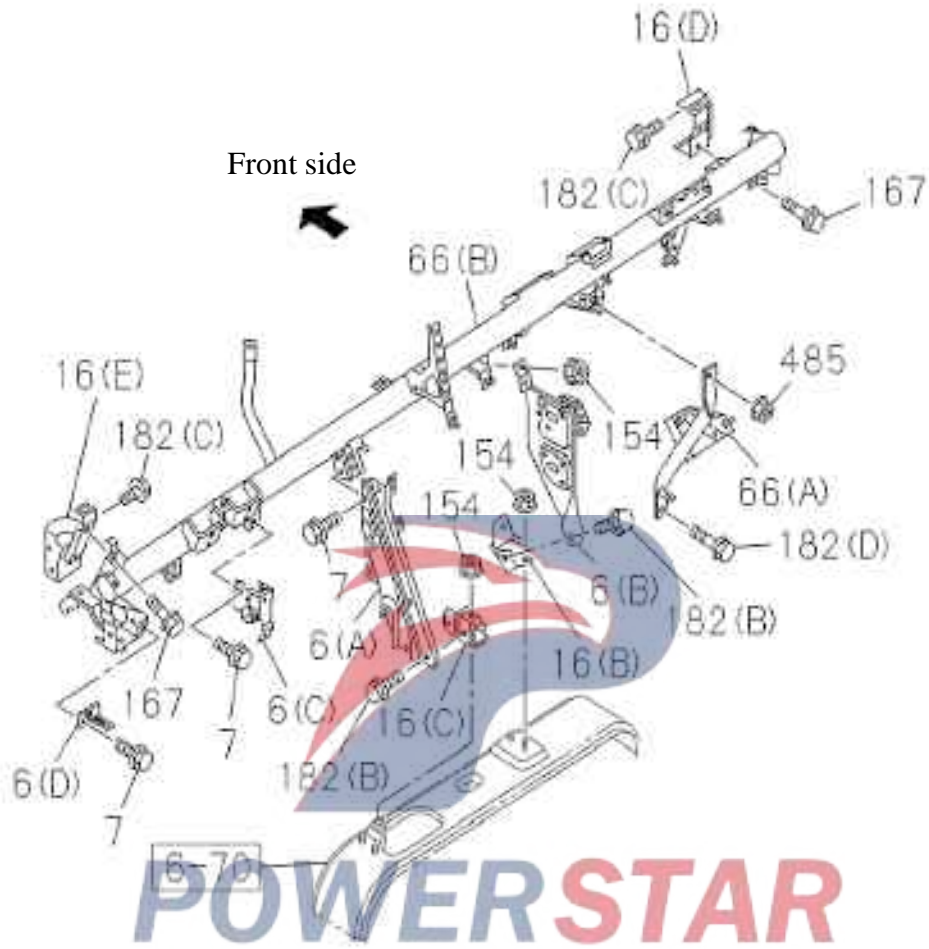
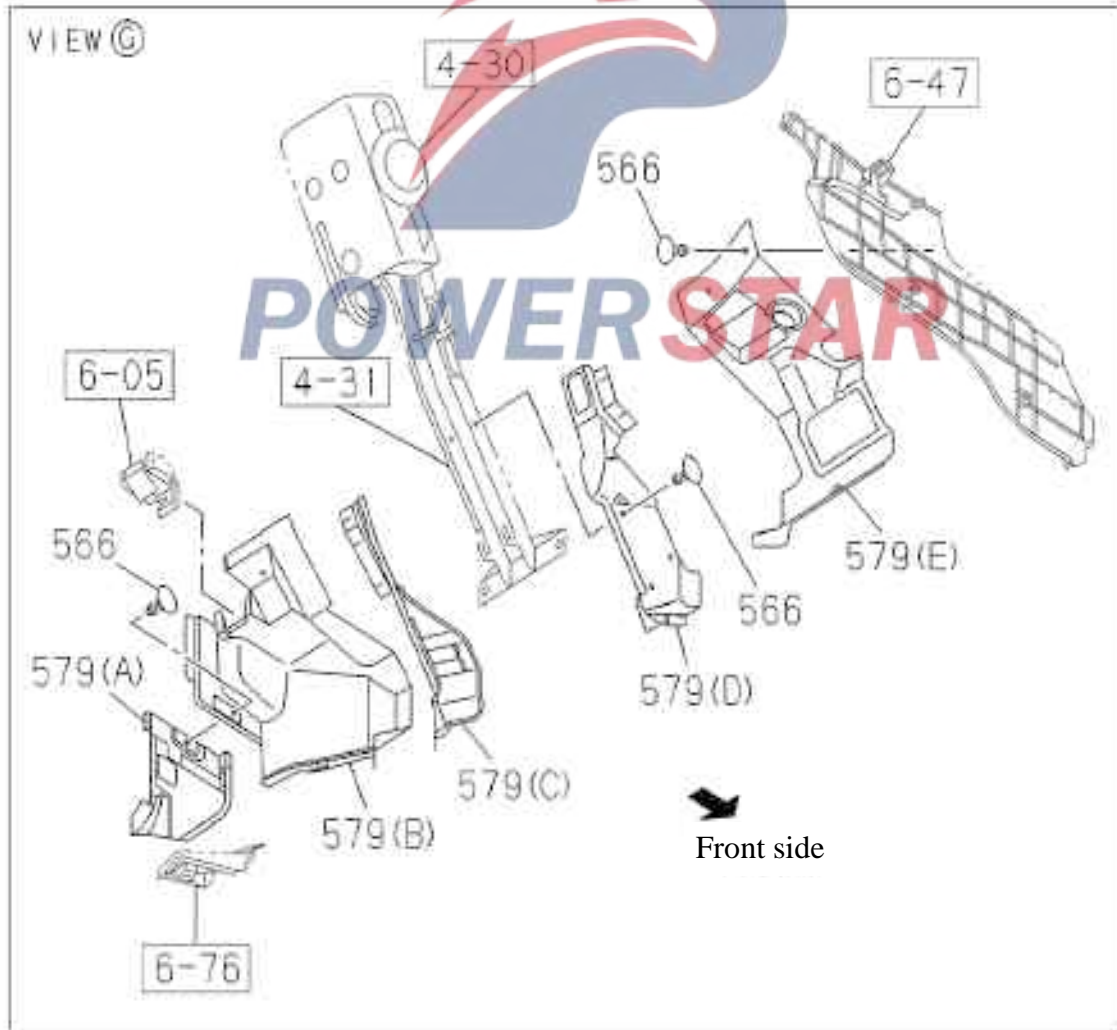
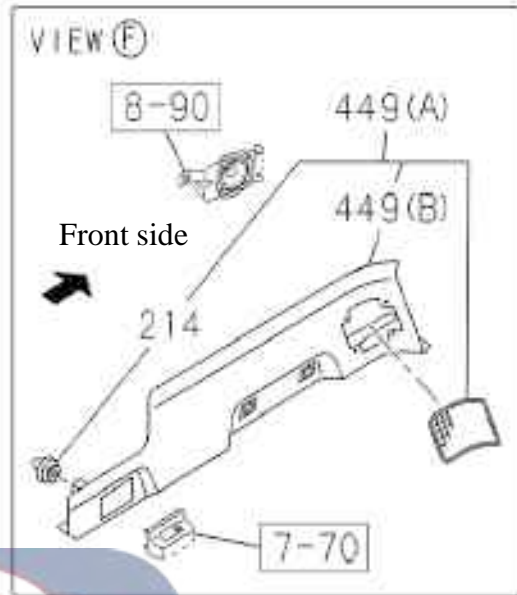


Figure No.



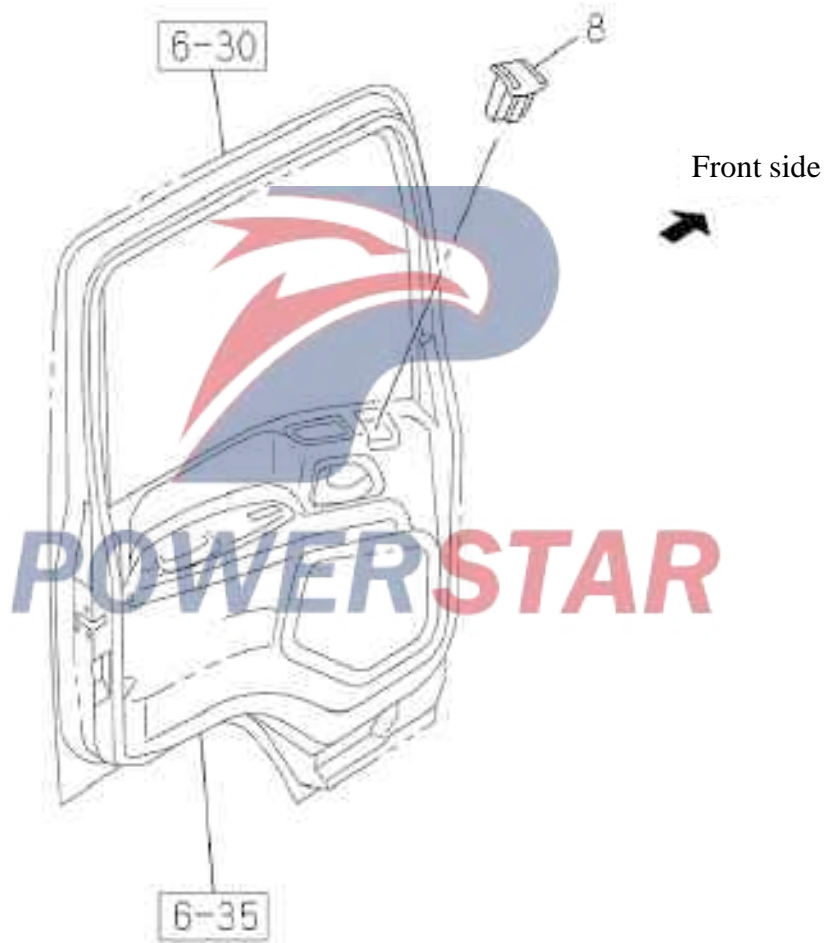
7-40		Instrument panel and instrument box																
Figure No.																		
Index No.	Recommended grade/part name										Date of application	I T C						
	Part No.	L	Q	R	t	y	.	Qingling part No.	Remarks	Model applied								
										EXR 6W 420 -Height			EXR 6W 460 -Height	EXR 6U 380 -Height	EXZ 6U 380 height/reference	EXZ 6W 420 height	EXZ 6W 460 height	
A	B	C	D	E	F													
1	---	Instrument panel assembly																
		8-97468-462-0		1				8200110-D17YZ			A	B	C	D	E	F	1704-	
6	---	Support assembly																
		8-97432-486-0		1				8200310-D17YZ	(C)		A	B	C	D	E	F	1704-	
		8-97432-487-0		1				8200320-D17YZ	(D)		A	B	C	D	E	F	1704-	
		8-97432-529-0		1				8200330-D17YZ	(B)		A	B	C	D	E	F	1704-	
		8-97432-533-0		1				8200340-D17YZ	(A)		A	B	C	D	E	F	1704-	
7	---	bolt																
		0-2865-0616-0		4				Q1840616	M6X16 reel		A	B	C	D	E	F	1704-	
10	---	Cover plate--instrument panel's front ventilation																
		8-97468-414-1		1				8101540-D17YZ			A	B	C	D	E	F	1704-	
11	---	bolt																
		0-5201-0616-0		3				5002991-P301	(C)		A	B	C	D	E	F	1704-	
		0-7218-0516-0		9				8200119-CYZ14	(A)		A	B	C	D	E	F	1704-	
		8-98018-440-0		4				8203045-CYZ14	(B)		A	B	C	D	E	F	1704-	
									M6X25									
14	---	Screw																
		0-7218-0516-0		2				8200119-CYZ14	M5X16		A	B	C	D	E	F	1704-	
16	---	Support assembly																
		8-97432-473-0		1				8101381-D17YZ	(F)		A	B	C	D	E	F	1704-	
		8-97432-475-0		1				8200370-D17YZ	(D)		A	B	C	D	E	F	1704-	
		8-97432-532-0		1				8200350-D17YZ	(B)		A	B	C	D	E	F	1704-	
		8-97432-537-0		1				8200360-D17YZ	(C)		A	B	C	D	E	F	1704-	
		8-97432-655-0		1				8200121-D17YZ	(A)		A	B	C	D	E	F	1704-	
		8-98017-202-1		1				8200380-CYZ14	(E)		A	B	C	D	E	F	1704-	
19	---	Screw																
		0-7218-0516-0		4				8200119-CYZ14	M5X16		A	B	C	D	E	F	1704-	
		0-7218-0516-0		1				8200119-CYZ14	M5X16		A	B	C	D	E	F	1704-	
54	---	Glove box--large																
		8-97407-129-3		1				8200211-P301	(C)		A	B	C	D	E	F	1704-	
		8-97408-864-3		1				8200181-D17YZ	(D)		A	B	C		E	F	1704-	
		8-97408-864-3		1				8200181-D17YZ	(A)		A	B	C	D	E	F	1704-	
		8-97408-865-3		1				8200181-P301	(B)		A	B	C	D	E	F	1704-	
									H=108.4 Black									
									H=58.4 Black									
									H=58.4 Black									
									H=69.8 Black									
59	---	Screw																
		0-7218-0516-0		2				8200119-CYZ14	(A)		A	B	C	D	E	F	1704-	
		8-98058-632-0		2				8200239-CYZ14	(C)		A	B	C		E	F	1704-	
									T25 L=10									
		8-98058-632-0		2				8200239-CYZ14	(B)		A	B	C	D	E	F	1704-	
									T25 L=10									

7-40		Instrument panel and instrument box											
Figure No.													
Index No.	Recommended grade/part name					Model applied						Date of application	I T C
	Part No.	L R	Q t y .	Qingling part No.	Remarks	EXR 6W 420 -Height	EXR 6W 460 -Height	EXR 6U 380 -Height	EXZ 6U 380 height/reference	EXZ 6W 420 height	EXZ 6W 460 height		
						A	B	C	D	E	F		
66	Instrument framework (middle)												
	8-97432-474-0		1	8200060-D17YZ	(B)	A	B	C	D	E	F	1704-	
	8-97432-616-0		1	8200261-D17YZ	(A)	A	B	C	D	E	F	1704-	
69	Ventilation grille												
	8-98028-562-2		2	8101441-P301	(B)	A	B	C	D	E	F	1704-	
	8-98028-563-2		1	8101421-P301	(A)	A	B	C	D	E	F	1704-	
70	Ventilation grille												
	8-98028-561-2		1	8101431-P301		A	B	C	D	E	F	1704-	
125	Pipe clamp-pressure difference hard pipe												
	8-97426-888-0		2	8200135-D17YZ	(B) Dark gray	A	B	C	D	E	F	1704-	
	8-97426-888-0		1	8200135-D17YZ	(B) Dark gray	A	B	C	D	E	F	1704-	
	8-97427-175-1		1	3724126-D17YZ	(A)	A	B	C	D	E	F	1704-	
	8-98021-271-0		2	8200261-P301	(C)	A	B	C	D	E	F	1704-	
136	Fixing nail												
	8-98076-254-0		2	8200136-CYZ14		A	B	C	D	E	F	1704-	
146	Screw												
	0-7218-0516-0		3	8200119-CYZ14	M5X16	A	B	C	D	E	F	1704-	
154	nut												
	0-9118-0106-0		2	Q32006	M6 reel	A	B	C	D	E	F	1704-	
	0-9118-0106-0		5	Q32006	M6 reel	A	B	C	D	E	F	1704-	
167	bolt												
	8-97264-766-0		4	Q1840820	M8X23 reel	A	B	C	D	E	F	1704-	
178	Clamp nail												
	0-9118-0106-0		2	Q32006	(A) M6 reel	A	B	C	D	E	F	1704-	
	8-98037-629-0		19	8200241-P301	(B)	A	B	C	D	E	F	1704-	
182	Screw												
	0-2805-0816-0		4	Q1840816	(C) M8X16 reel	A	B	C	D	E	F	1704-	
	0-7218-0516-0		1	8200119-CYZ14	(A) M5X16	A	B	C	D	E	F	1704-	
	8-97028-387-1		4	8200124-D17YZ0	(B) M6X28	A	B	C	D	E	F	1704-	
	8-98018-439-0		1	8200384 I -CYZ14	(D) M8X25	A	B	C	D	E	F	1704-	
214	Clamp piece												
	8-98059-610-0		1	5206471-P301		A	B	C		E	F	1704-	
	8-98059-610-0		1	5206471-P301		A	B	C		E	F	1704-	
336	Instrument panel's right end cover assembly												
	8-97468-411-0		1	8200140-D17YZ	(A)	A	B	C	D	E	F	1704-	
	8-97468-412-3		1	8200160-D17YZ	(B)	A	B	C	D	E	F	1704-	
	8-97468-413-2		1	8200163-D17YZ	(C)	A	B	C	D	E	F	1704-	


7-40		Instrument panel and instrument box																			
Figure No.																					
Index No.	Recommended grade/part name										Date of application	I T C									
	Part No.	L R	Q t y .	Qingling part No.	Remarks	Model applied															
						EXR 6W 420 -Height	EXR 6W 460 -Height	EXR 6U 380 -Height	EXZ 6U 380 height/reference	EXZ 6W 420 height			EXZ 6W 460 height								
A						B	C	D	E	F											
337	--- Fixing nail																				
	1-72438-137-0		2	8200131-D17YZ	(A)	A	B	C	D	E	F	1704-									
	1-72438-138-0		2	8200132-D17YZ	(B)	A	B	C	D	E	F	1704-									
338	--- Fixing nail																				
	8-97426-888-0		1	8200135-D17YZ	Dark gray	A	B	C	D	E	F	1704-									
356	--- Convex cap																				
	8-98257-644-0		2	8200134-D17YZ		A	B	C	D	E	F	1704-									
449	--- Left cover plate assembly																				
	8-97468-457-0	L	1	3721140-D17YZ	(A)	A	B	C		E	F	1704-									
	8-97468-458-0	R	1	3721240-D17YZ	(A)	A	B	C		E	F	1704-									
	8-97469-205-0	L	1	3721141-D17YZ	(B)	A	B	C		E	F	1704-									
	8-97469-206-0	R	1	3721241-D17YZ	(B)	A	B	C		E	F	1704-									
485	--- nut																				
	0-91118-0106-0		2	Q32006	M6 reel	A	B	C	D	E	F	1704-									
566	--- Plug																				
	8-94279-808-0		12	8200171-D17YZ	Black	A	B	C	D	E	F	1704-									
568	--- screw																				
	0-7218-0516-0		2	8200119-CYZ14	(A)	A	B	C	D	E	F	1704-									
	8-98031-842-0		2	8200120-D17YZ	(B) M5X16 M6X20	A	B	C	D	E	F	1704-									
569	--- Card box																				
	8-97410-276-1		1	8200230-P301		A	B	C	D	E	F	1704-									
579	--- Cover plate																				
	8-97433-196-0		1	8200164-D17YZ	(B)	A	B	C	D	E	F	1704-									
	8-97433-197-0		1	8200165-D17YZ	(C)	A	B	C	D	E	F	1704-									
	8-97433-198-0		1	8200166-D17YZ	(D)	A	B	C	D	E	F	1704-									
	8-97433-199-0		1	8200167-D17YZ	(E)	A	B	C	D	E	F	1704-									
	8-97433-200-0	L	1	8200168-D17YZ	(A)	A	B	C	D	E	F	1704-									
	8-97433-201-0	R	1	8200169-D17YZ	(A)	A	B	C	D	E	F	1704-									
603	--- Clamp piece																				
	1-72438-124-2		2	8101238-117/C	(A)	A	B	C	D	E	F	1704-									
	8-98076-254-0		2	8200538-CYZ14	(B)	A	B	C	D	E	F	1704-									
626	--- Fixing nail																				
	8-94279-804-0		2	8200136-CYZ14	OD=15 black	A	B	C	D	E	F	1704-									
646	--- Left support-front cover plate																				
	8-98066-952-1		1	8101543-CYZ14	(A)	A	B	C	D	E	F	1704-									
	8-98066-953-1		1	8101544-CYZ14	(B)	A	B	C	D	E	F	1704-									
662	--- Cover plate assembly - front passenger seat, lower																				
	8-97468-463-0		1	8200230-D17YZ	(A)	A	B	C	D	E	F	1704-									
	8-97468-464-0		1	8200150-D17YZ	(B)	A	B	C	D	E	F	1704-									
697	--- Instrument panel's middle cover assembly																				
	8-97468-465-0		1	8200223-D17YZ		A	B	C	D	E	F	1704-									

Figure No.

Index No.	Recommended grade/part name						Date of application	I T C					
	Part No.	L R	Q t y .	Qingling part No.	Remarks	Model applied							
						EXR 6W 420 -Height			EXR 6W 460 -Height	EXR 6U 380 -Height	EXZ 6U 380 height/reference	EXZ 6W 420 height	EXZ 6W 460 height
A	B	C	D	E	F								
701	Relay box cover 8-97468-466-0		1	3724851-D17YZ		A	B	C	D	E	F	1704-	
702	nut 0-9118-0106-0		2	Q32006	M6 reel	A	B	C	D	E	F	1704-	
703	screw 8-98058-632-0		4	8200239-CYZ14	T25 L=10	A	B	C	D	E	F	1704-	
	8-98058-632-0		2	8200239-CYZ14	T25 L=10	A	B	C	D	E	F	1704-	
704	Bracket 8-97585-616-2		2	8200141-P301B	(B)	A	B	C	D	E	F	1704-	
	8-97585-618-2		2	8200131-P301B	(C)	A	B	C	D	E	F	1704-	
	8-98209-060-0		2	8200182-D17YZ	(A)	A	B	C	D	E	F	1704-	
705	screw 0-7218-0520-0		4	8200237-CYZ14	M5X20	A	B	C	D	E	F	1704-	
	0-7218-0520-0		4	8200237-CYZ14	M5X20	A	B	C	D	E	F	1704-	
718	Sealing strip 8-98185-153-0		1	8200142-D17YZ	4X35	A	B	C	D	E	F	1704-	
726	Instrument panel-lower 8-97468-526-0		1	8200222-D17YZ		A	B	C	D	E	F	1704-	

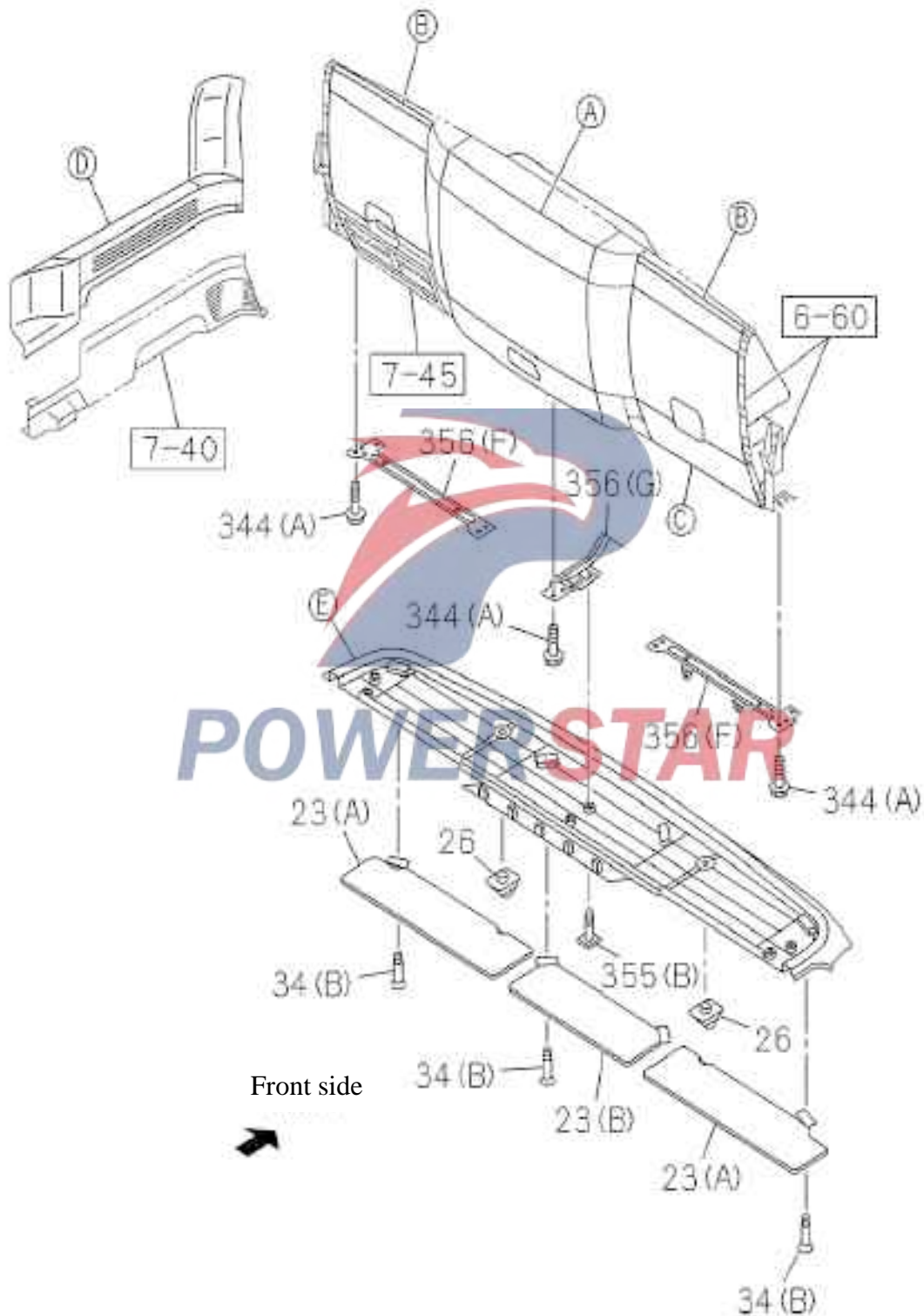


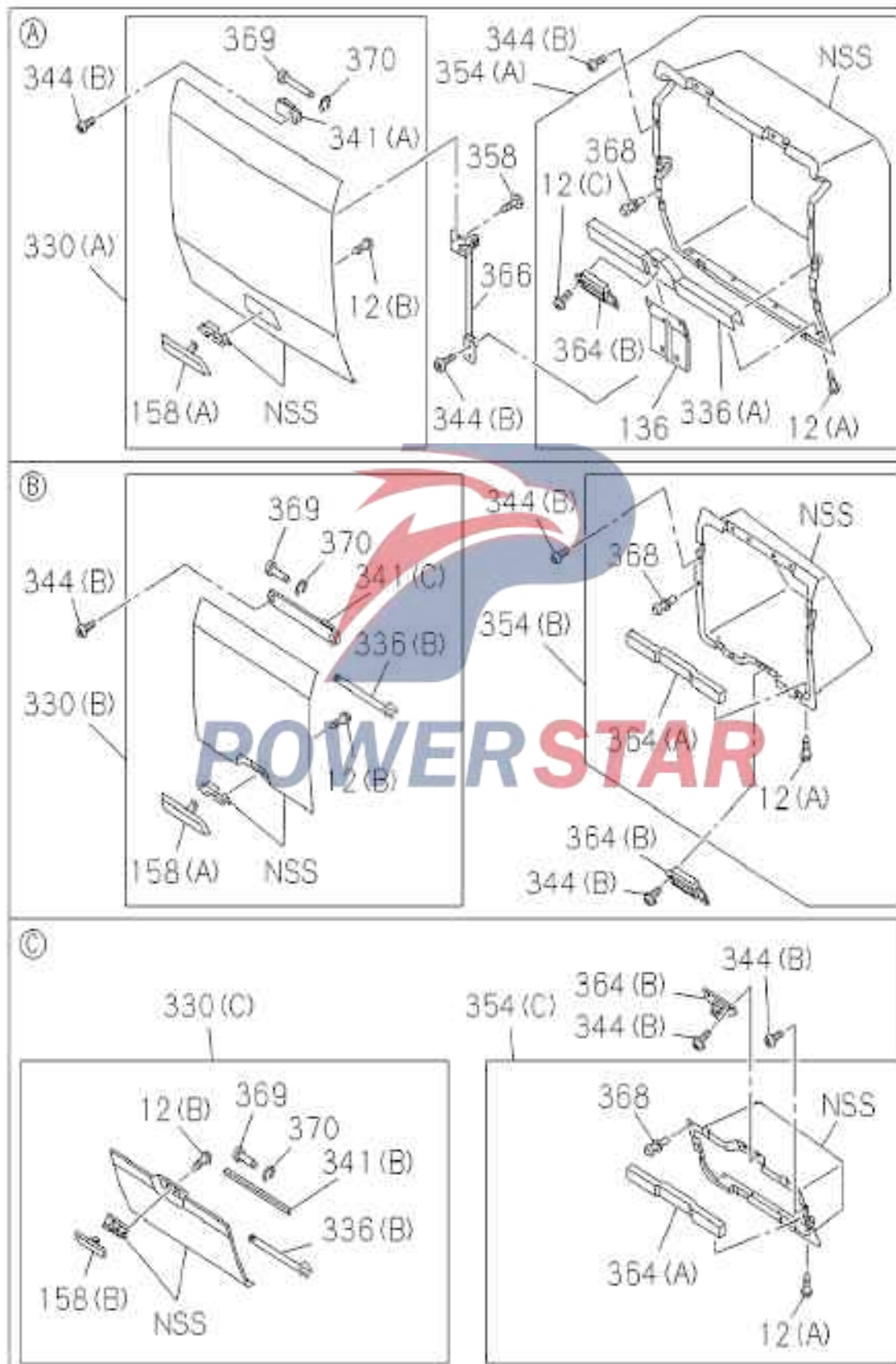
7-42		Ashtray											
Figure No.													
Index No.	Recommended grade/part name												
	Part No.	L R	Q t y .	Qingling part No.	Remarks	Model applied						Date of application	I T C
						EXR 6W 420 -Height	EXR 6W 460 -Height	EXR 6U 380 -Height	EXZ 6U 380 height/reference	EXZ 6W 420 height	EXZ 6W 460 height		
A	B	C	D	E	F								
8	--- Ash tray 8-97426-933-1		2	6107571-D17YZ	Dark gray	A	B	C	D	E	F	1704-	

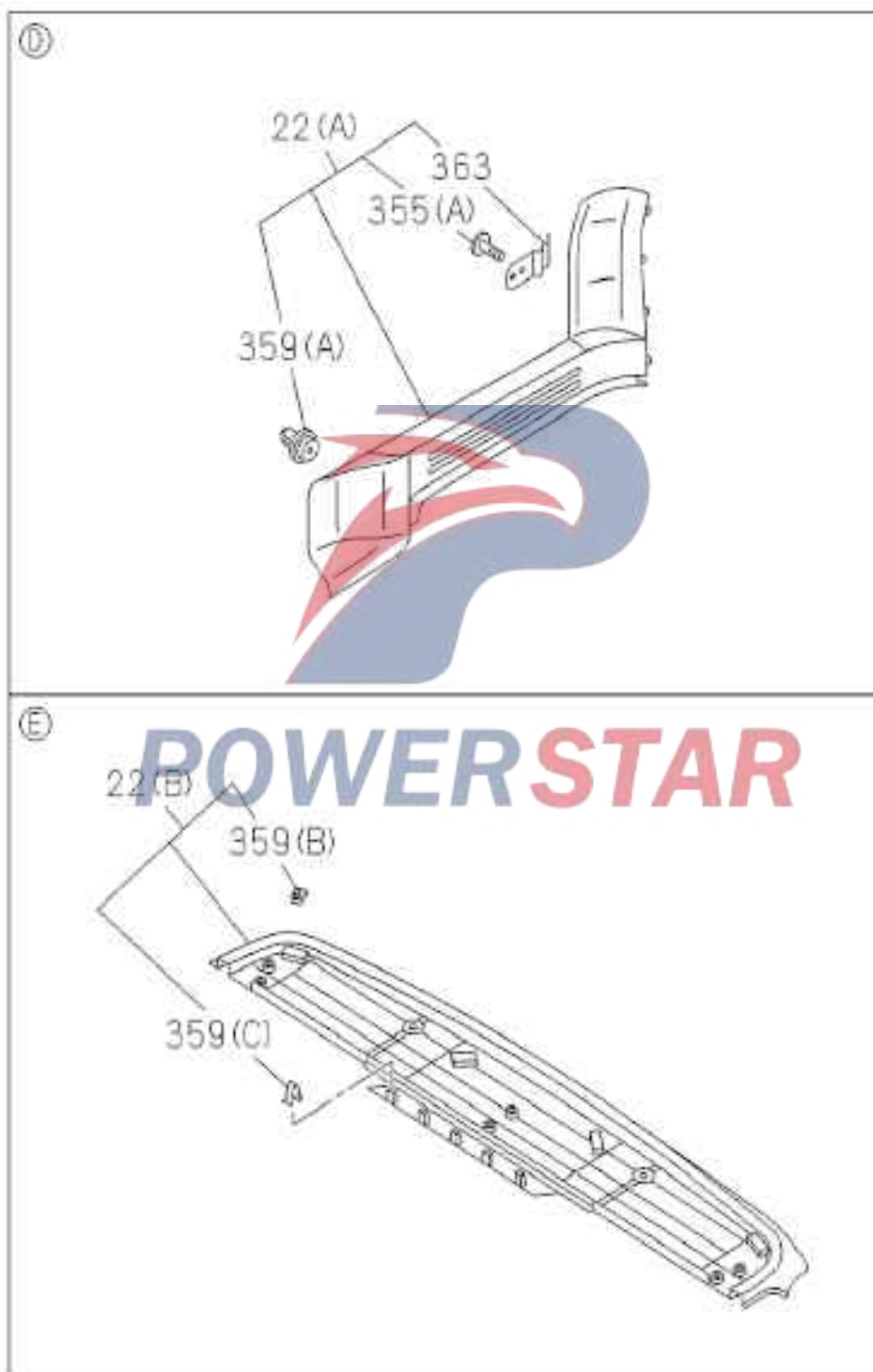


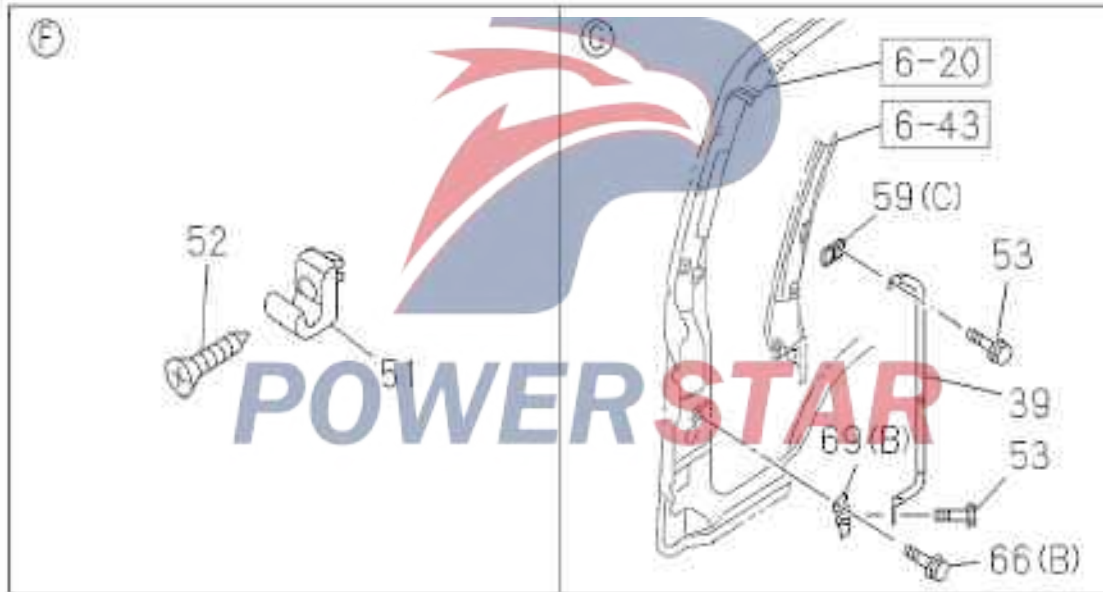
Inner diameter=8.4 Outer diameter =22

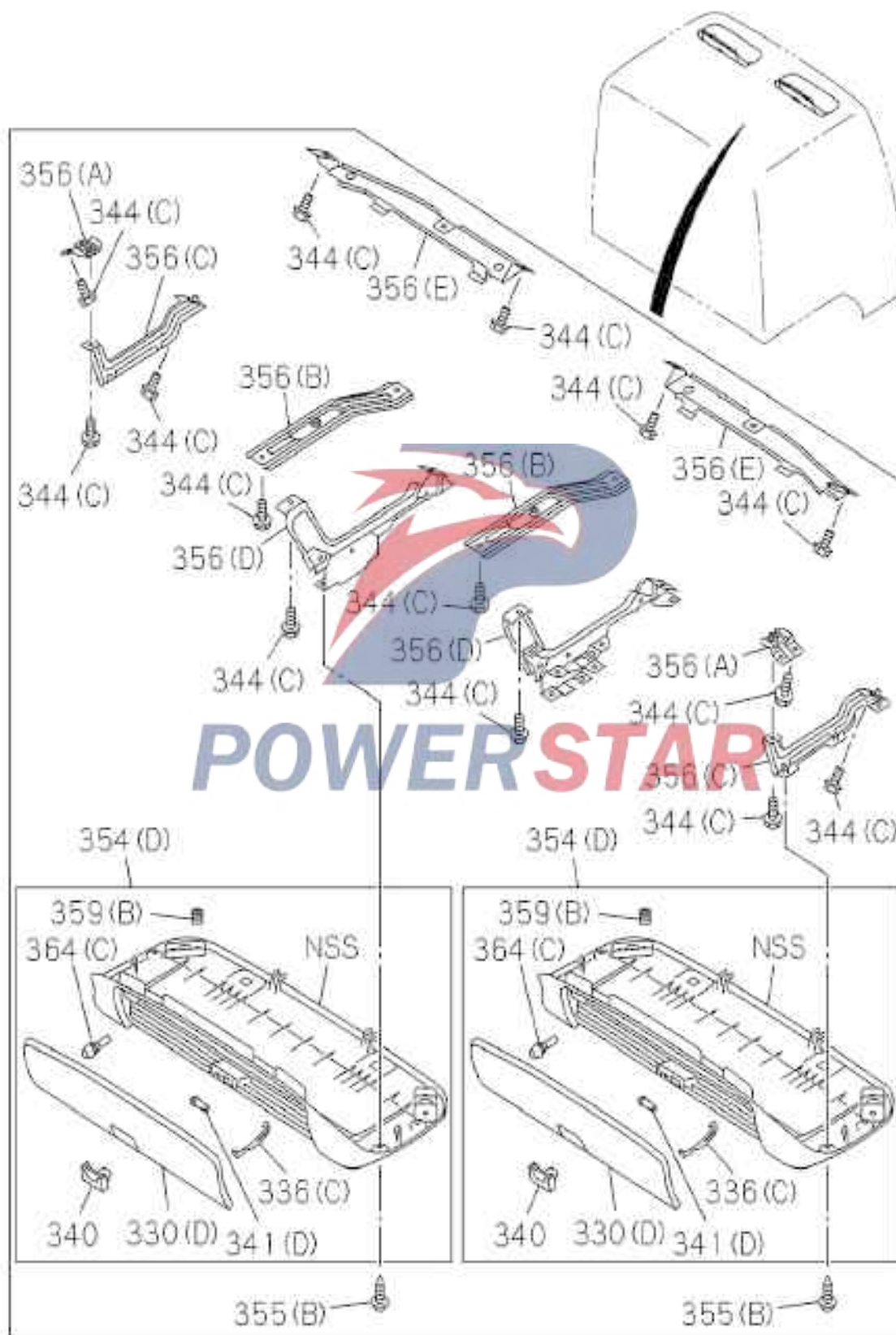
POWERSTAR

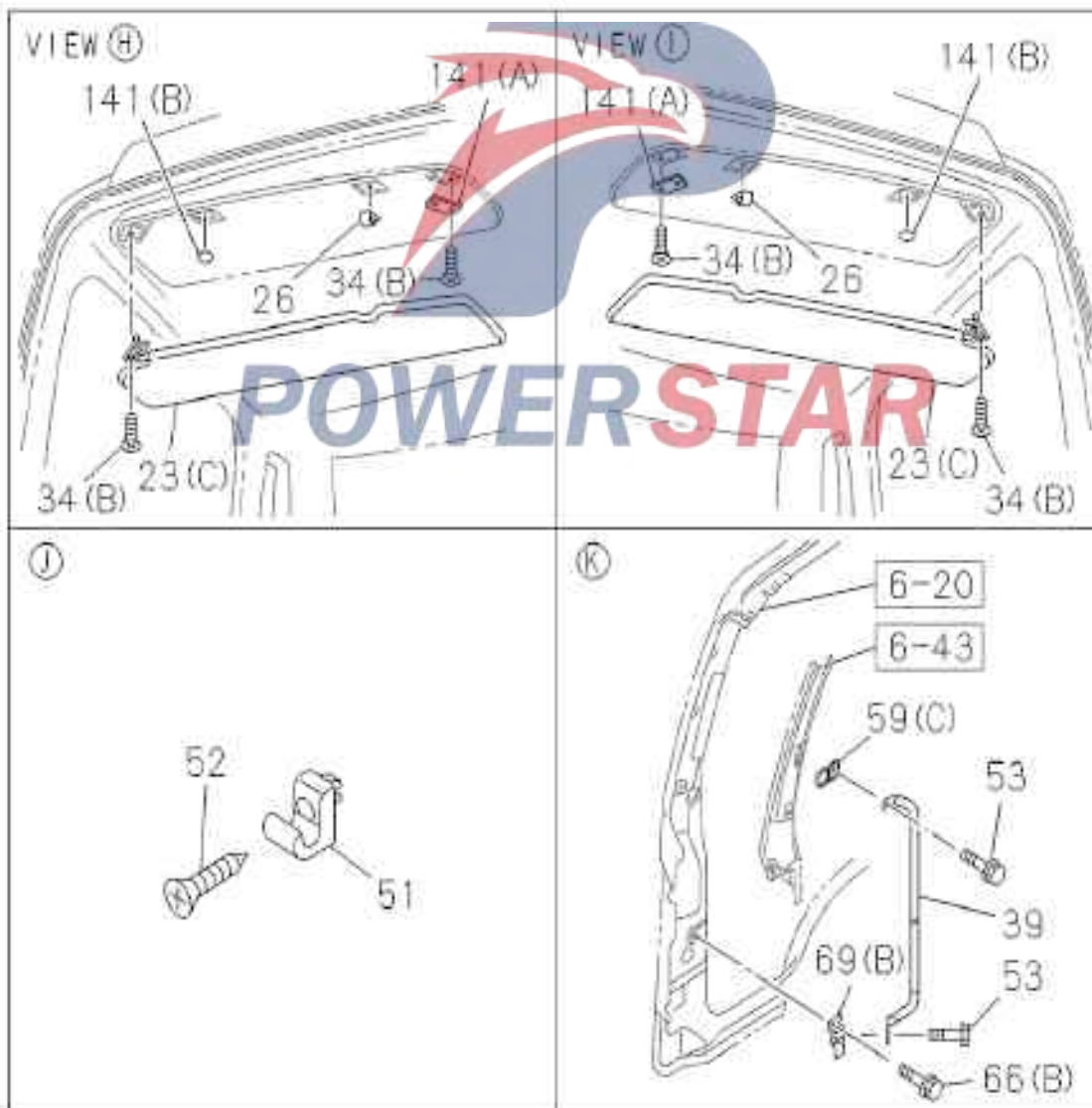


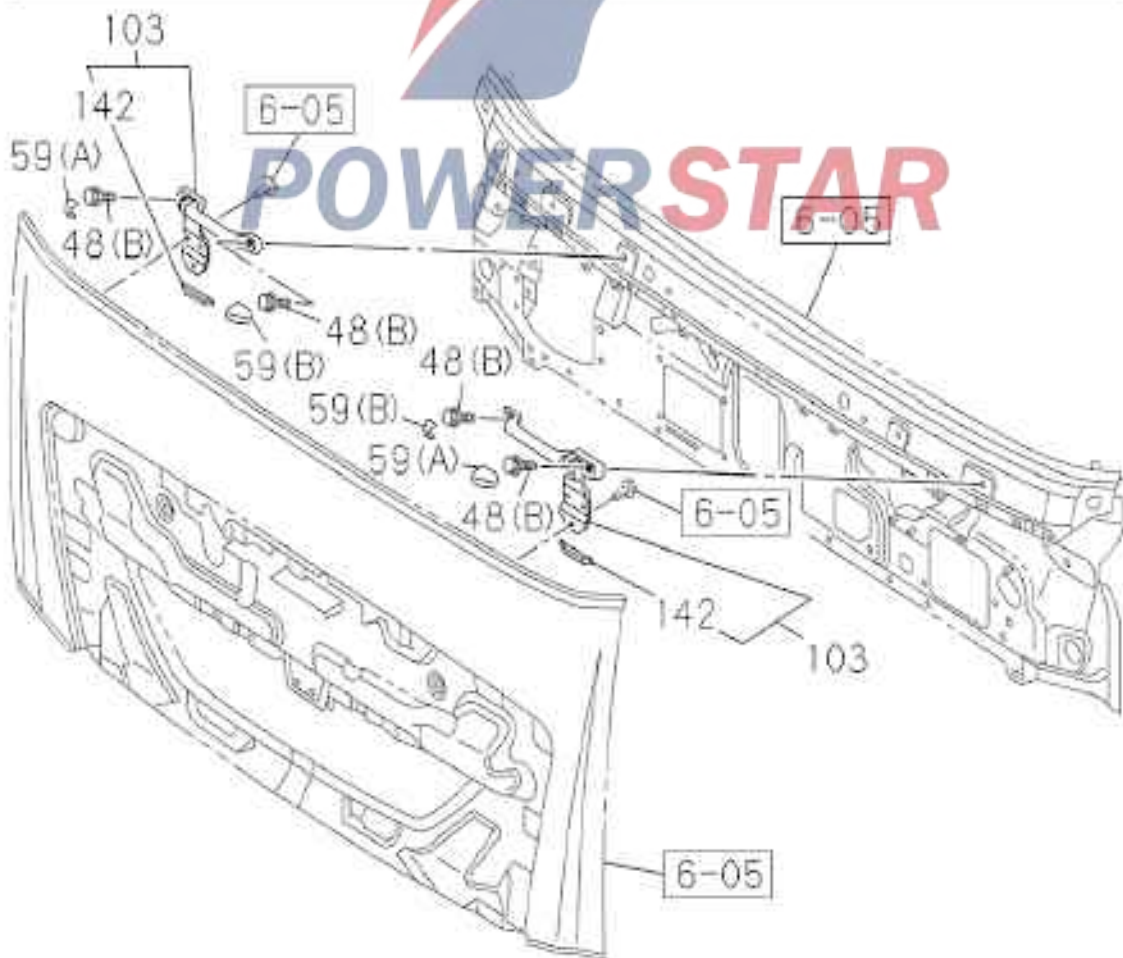
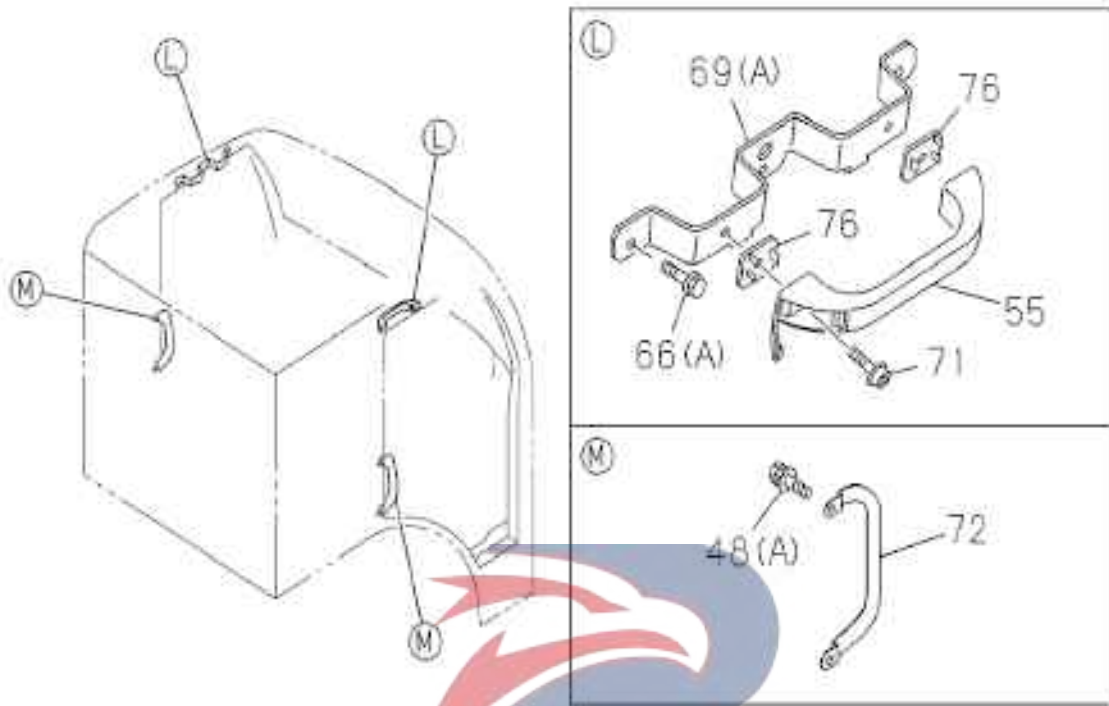


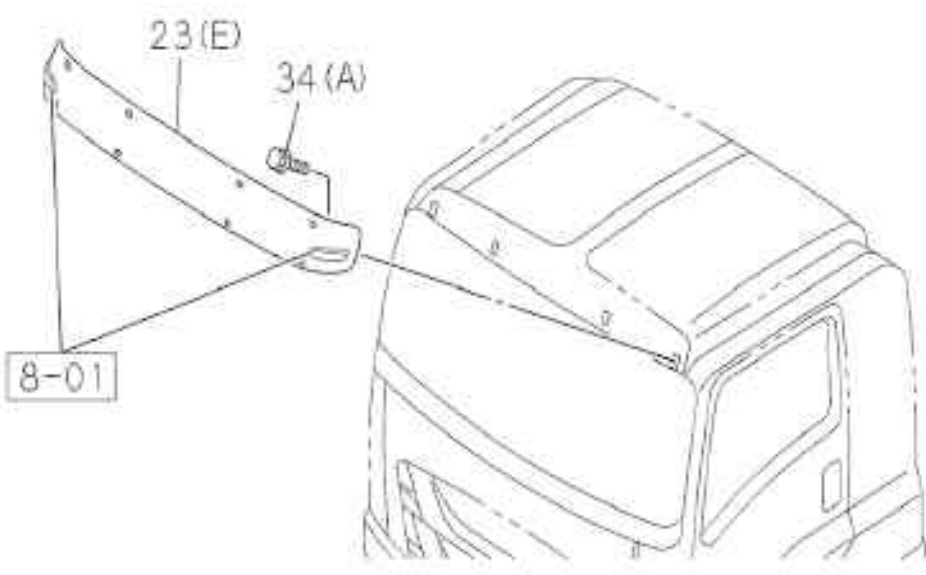
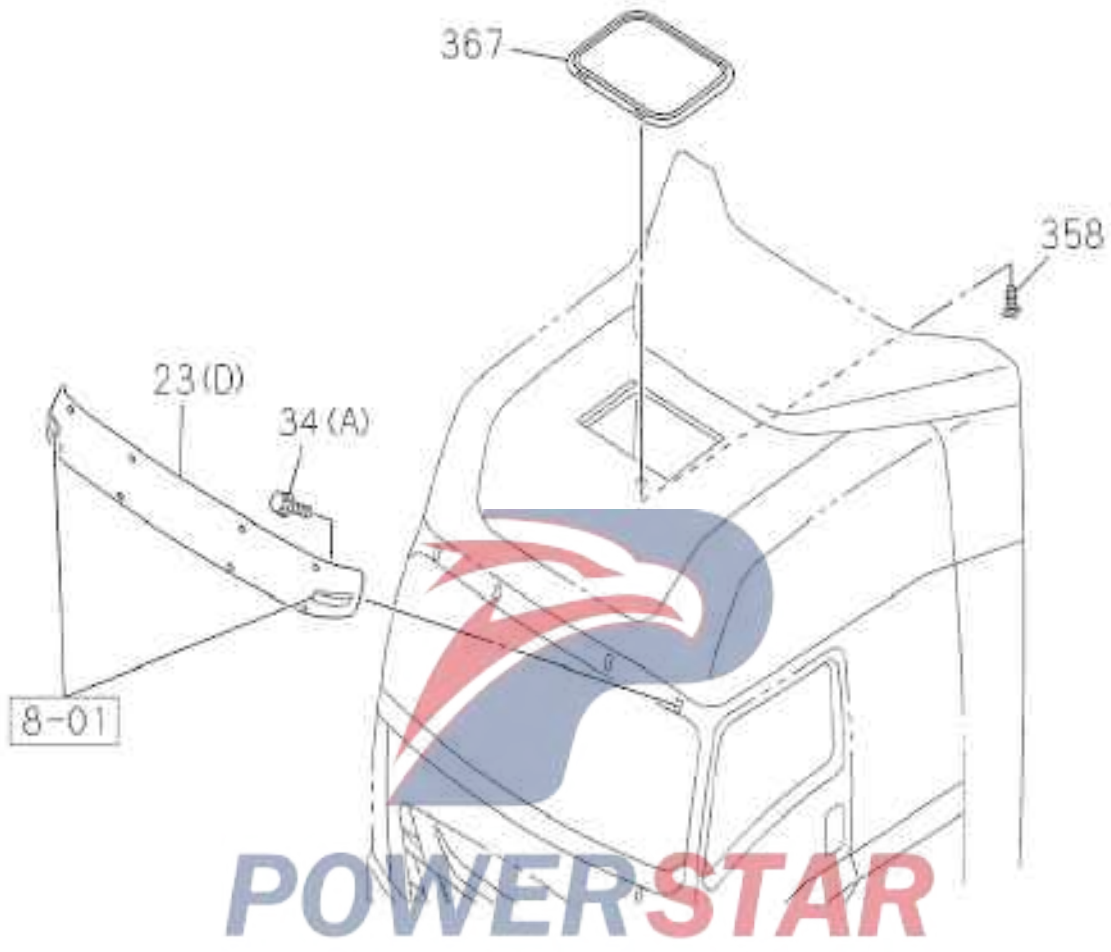












Index No.	Recommended grade/part name						Model applied						Date of application	I T C
	Part No.	L R	Q t y .	Qingling part No.	Remarks	EXR 6W 420 -Height	EXR 6W 460 -Height	EXR 6U 380 -Height	EXZ 6U 380 height/reference	EXZ 6W 420 height	EXZ 6W 460 height			
						A	B	C	D	E	F			
12	---	Screw												
		0-7004-0416-0		4	5709114-D17YZ (A) M4X16	A	B	C		E	F	1704-		
		0-7004-0416-0		4	5709114-D17YZ (A) M4X16	A	B	C		E	F	1704-		
		0-7004-0416-0		4	5709114-D17YZ (A) M4X16	A	B	C		E	F	1704-		
		0-7004-0416-0		4	5709114-D17YZ (A) M4X16	A	B	C		E	F	1704-		
		0-7104-0514-0		2	5709246-D17YZ (B) M5X14	A	B	C		E	F	1704-		
		0-7104-0514-0		2	5709246-D17YZ (B) M5X14	A	B	C		E	F	1704-		
		0-7104-0514-0		2	5709246-D17YZ (B) M5X14	A	B	C		E	F	1704-		
		0-7104-0514-0		2	5709246-D17YZ (B) M5X14	A	B	C		E	F	1704-		
		0-7218-0516-0		2	8200119-CYZ14 (C) M5X16	A	B	C		E	F	1704-		
22	---	Front lining assembly												
		8-97468-476-0	L	1	5702210-D17YZ (A)	A	B	C		E	F	1704-		
		8-97468-477-0	R	1	5702220-D17YZ (A)	A	B	C		E	F	1704-		
		8-97468-519-0		1	5702160-D17YZ (B)	A	B	C		E	F	1704-		
23	---	Window visor												
		8-97427-053-3	L	1	8204010-D34EZ (C)				D			1704-		
		8-97429-416-2	R	1	8204020-D34EZ (C)				D			1704-		
		8-97432-314-0		1	8204110-D34EZ (E)				D			1704-		
		8-97432-315-0		1	8204110-D17YZ (D)	A	B	C		E	F	1704-		
		8-97468-478-0	L	1	8204030-D17YZ (A)	A	B	C		E	F	1704-		
		8-97468-479-0	R	1	8204020-D17YZ (A)	A	B	C		E	F	1704-		
		8-97468-480-0		1	8204010-D17YZ (B)	A	B	C		E	F	1704-		
26	---	Support--sun visor fixing												
		8-97427-052-0		2	8204121-D34EZ gray				D			1704-		
		8-97468-436-0		2	8204121-P301	A	B	C		E	F	1704-		
34	---	bolt												
		0-2805-0845-0		8	Q1840845 (A) M8X45 reel	A	B	C	D	E	F	1704-		
		8-98033-674-0		4	8202721-P301 (B) M6X26	A	B	C	D	E	F	1704-		
		8-98033-674-0		4	8202721-P301 (B) M6X26	A	B	C		E	F	1704-		
		8-98033-674-0		4	8202721-P301 (B) M6X26				D			1704-		
39	---	Left auxiliary handle--front post												
		8-97468-417-0	R	1	8200520-D17YZ	A	B	C	D	E	F	1704-		
		8-97468-418-0	L	1	8200510-D17YZ	A	B	C	D	E	F	1704-		

Figure No.

Index No.	Recommended grade/part name						Model applied						Date of application	I T C
	Part No.	L R	Q t y .	Qingling part No.	Remarks	EXR 6W 420 -Height	EXR 6W 460 -Height	EXR 6U 380 -Height	EXZ 6U 380 height/reference	EXZ 6W 420 height	EXZ 6W 460 height			
						A	B	C	D	E	F			
48	--- bolt 0-2806-0816-0		4	Q1840816T	(A) M8X16 reel	A	B	C	D	E	F	1704-		
	0-2866-0830-0		4	Q1840830T×1.25, 10.9 level	(B) M8X30 reel	A	B	C	D	E	F	1704-		
51	--- Hook--jacket 8-97426-830-0		2	8200153-D17YZ	gray	A	B	C	D	E	F	1704-		
52	--- screw 0-7054-0420-0		2		M4X20	A	B	C	D	E	F	1704-		
53	--- bolt 0-2805-0816-0		2	Q1840816	M8X16 reel	A	B	C	D	E	F	1704-		
	0-2865-0820-0		2	Q1840820	M8X20 reel	A	B	C	D	E	F	1704-		
55	--- Auxiliary handle-front seat side 8-97426-820-2		1	8200152-D34EZ	gray				D			1704-		
	8-97468-437-2		1	8200152-803		A	B	C		E	F	1704-		
59	--- Cover plate 1-71998-789-2		2	5302011-117	(A)	A	B	C	D	E	F	1704-		
	1-71998-790-2		2	5302012-117	(B)	A	B	C	D	E	F	1704-		
	8-97426-987-1		2	8200448-D17YZ	(C)	A	B	C	D	E	F	1704-		
66	--- bolt 0-2805-0816-0		3	Q1840816	(B) M8X16 reel	A	B	C	D	E	F	1704-		
	8-97108-669-0		6	8204338-CYZ14	(A) M6X12 reel	A	B	C	D	E	F	1704-		
69	--- Support assembly--auxiliary handle 8-97432-848-0		2	8204330-D17YZ	(A)	A	B	C		E	F	1704-		
	8-98014-094-0		2	8204330-CYZ14	(A)				D			1704-		
	8-98057-973-3	R	1	8200440-CYZ14	(B)	A	B	C	D	E	F	1704-		
71	--- Screw-auxiliary handle 8-98004-344-0		2	8200429-CYZ14	M6X28	A	B	C	D	E	F	1704-		
72	--- Handle 8-98315-144-0		2	8200426-D17YZ		A	B	C	D	E	F	1704-		
76	--- Fixed sea--auxiliary handle 8-97426-815-0		2	8200428-D17YZ	gray	A	B	C	D	E	F	1704-		
103	--- Left auxiliary handle assembly 8-98233-088-3	R	1	5300160-D17YZ		A	B	C	D	E	F	1704-		
	8-98233-089-3	L	1	5300150-D17YZ		A	B	C	D	E	F	1704-		
136	--- Reinforcing plate - hitting block 8-97433-674-0		1			A	B	C		E	F	1704-		
141	--- Sealing piece 8-97427-048-0		2	8204111-D17YZ	(A) gray				D			1704-		
	8-97427-051-0		2	6201421-D17YZ	(B) gray				D			1704-		

Figure No.


Index No.	Recommended grade/part name				Model applied						Date of application	I T C		
	Part No.	L R	Q t y .	Qingling part No.	Remarks	EXR 6W 420 -Height	EXR 6W 460 -Height	EXR 6U 380 -Height	EXZ 6U 380 height/reference	EXZ 6W 420 height			EXZ 6W 460 height	
						A	B	C	D	E			F	
142	--- Sealing strip													
	8-98289-343-0		1	5300151-D17YZ		A	B	C	D	E	F	1704-		
	8-98289-343-0		1	5300151-D17YZ		A	B	C	D	E	F	1704-		
158	--- Tank cover handle													
	8-97469-193-0		1	5709214-D17YZ	(A)	A	B	C		E	F	1704-		
	8-97469-193-0		1	5709214-D17YZ	(A)	A	B	C		E	F	1704-		
	8-97469-193-0		1	5709214-D17YZ	(A)	A	B	C		E	F	1704-		
	8-97469-207-0		1	5709245-D17YZ	(B)	A	B	C		E	F	1704-		
330	--- Left upper tank cover assembly													
	8-97427-227-1		2		(D) gray				D			1704-		
	8-97468-515-0	L	1	5709210-D17YZ	(B)	A	B	C		E	F	1704-		
	8-97468-516-0	R	1	5709230-D17YZ	(B)	A	B	C		E	F	1704-		
	8-97468-517-0		1	5709220-D17YZ	(A)	A	B	C		E	F	1704-		
	8-97468-518-0	R	1	5709240-D17YZ	(C)	A	B	C		E	F	1704-		
336	--- Support rod-glove box													
	1-72448-379-3		4		(C)				D			1704-		
	8-97432-399-0		1		(A)	A	B	C		E	F	1704-		
	8-97433-659-0		2	5709244-D17YZ	(B)	A	B	C		E	F	1704-		
	8-97433-659-0		2	5709244-D17YZ	(B)	A	B	C		E	F	1704-		
	8-97433-659-0		2	5709244-D17YZ	(B)	A	B	C		E	F	1704-		
340	--- Support lock													
	1-72448-376-0		2						D			1704-		
341	--- Hinge - left upper glove box													
	8-97433-654-0		2		(A)	A	B	C		E	F	1704-		
	8-97433-661-0	L	1	5709216-D17YZ	(C)	A	B	C		E	F	1704-		
	8-97433-665-0	R	1	5709237-D17YZ	(C)	A	B	C		E	F	1704-		
	8-97433-670-0		1	5709247-D17YZ	(B)	A	B	C		E	F	1704-		
	8-98025-428-2		4		(D)				D			1704-		
344	--- screw													
	0-2865-0616-0		12	Q1840616	(A) M6X16 reel	A	B	C		E	F	1704-		
	0-7218-0516-0		45	8200119-CYZ14	(B) M5X16	A	B	C		E	F	1704-		
	8-97108-669-0		16	8204338-CYZ14	(C) M6X12 reel				D			1704-		
	8-97108-669-0		4	8204338-CYZ14	(C) M6X12 reel				D			1704-		
354	--- Top glove box – left upper													
	8-97427-049-5		2	8204210-D34EZ	(D)				D			1704-		
	8-97432-395-0		1	5709120-D17YZ	(A)	A	B	C		E	F	1704-		
	8-97432-396-0	L	1	5709110-D17YZ	(B)	A	B	C		E	F	1704-		
	8-97432-397-0	R	1	5709130-D17YZ	(B)	A	B	C		E	F	1704-		
	8-97432-398-0		1	5709140-D17YZ	(C)	A	B	C		E	F	1704-		

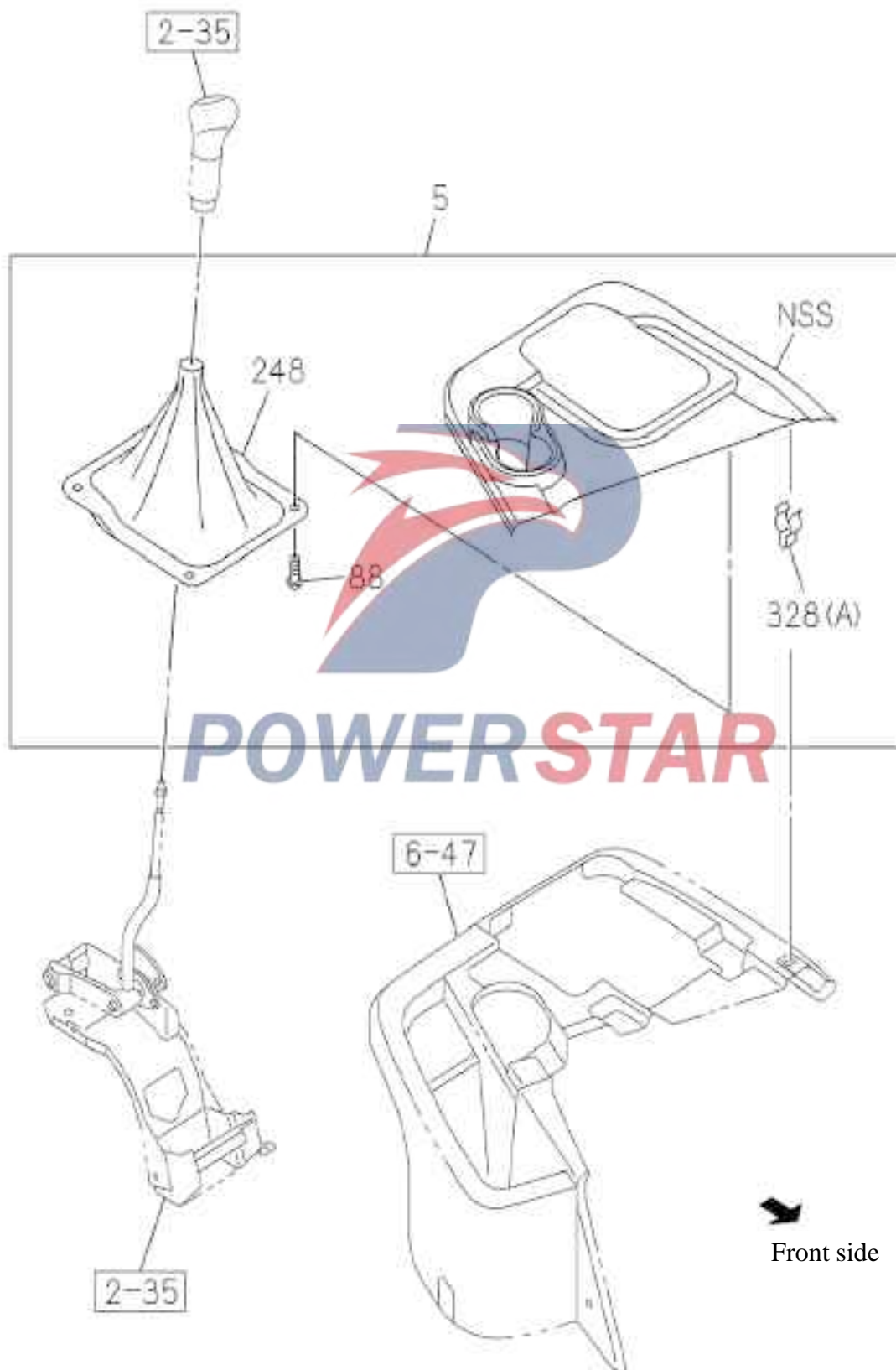
Figure No.

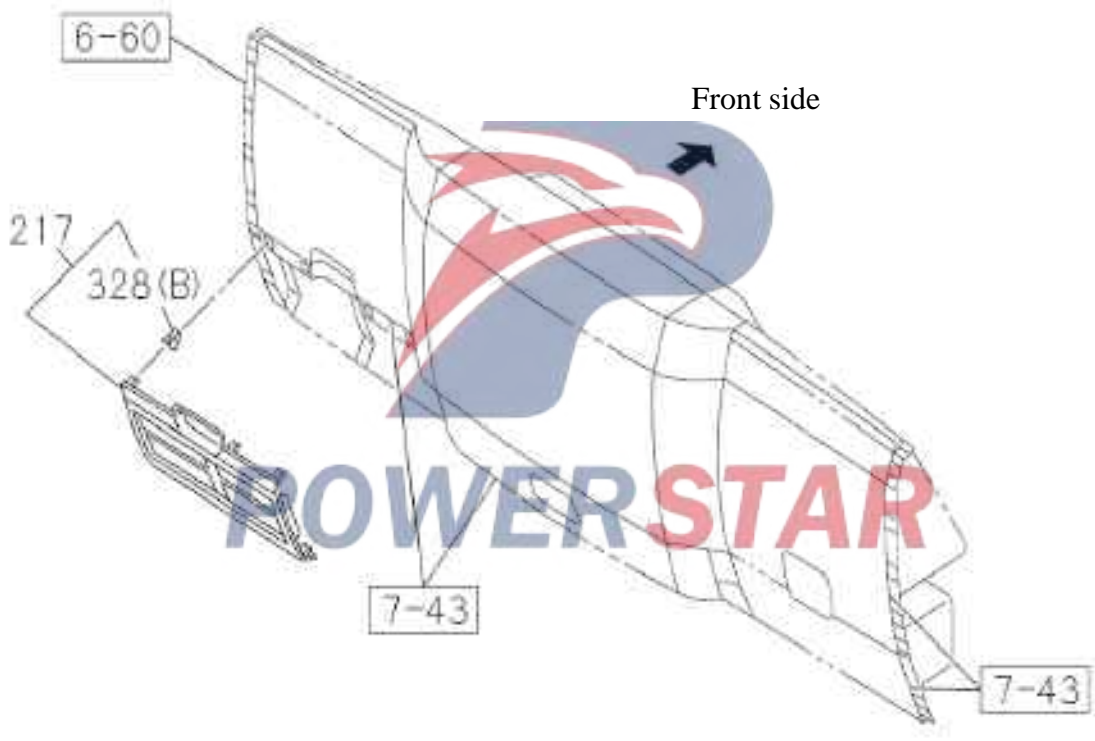
Index No.	Recommended grade/part name						Model applied						Date of application	I T C
	Part No.	L R	Q t y .	Qingling part No.	Remarks	EXR 6W 420 -Height	EXR 6W 460 -Height	EXR 6U 380 -Height	EXZ 6U 380 height/reference	EXZ 6W 420 height	EXZ 6W 460 height			
						A	B	C	D	E	F			
355	---	screw												
		0-7218-0512-0		2		(A)	A	B	C		E	F	1704-	
						M5X12								
		0-7218-0512-0		2		(A)	A	B	C		E	F	1704-	
						M5X12								
		0-7238-0516-0		8	8204339-CYZ14	(B)	A	B	C	D	E	F	1704-	
						M5X16								
356	---	Support assembly												
		8-97386-874-1		2	8204331-P301	(A)				D			1704-	
		8-97432-387-0	L	1	5701224-D17YZ	(F)	A	B	C		E	F	1704-	
		8-97432-388-0	R	1	5701225-D17YZ	(F)	A	B	C		E	F	1704-	
		8-97432-738-0		1	5701222-D17YZ	(G)	A	B	C		E	F	1704-	
		8-98010-059-0		2	8204331-CYZ14	(B)				D			1704-	
		8-98014-088-3	R	1	8204370-CYZ14	(C)				D			1704-	
		8-98016-871-3	L	1	8204340-CYZ14	(C)				D			1704-	
		8-98023-257-2	R	1	8204360-CYZ14	(D)				D			1704-	
		8-98042-009-2	L	1	8204350-CYZ14	(D)				D			1704-	
		8-98042-015-3	R	1	8204320-CYZ14	(E)				D			1704-	
		8-98042-016-3	L	1	8204310-CYZ14	(E)				D			1704-	
358	---	screw												
		0-7218-0516-0		6	8200119-CYZ14	M5X16	A	B	C		E	F	1704-	
		0-7218-0516-0		15	8200119-CYZ14	M5X16	A	B	C		E	F	1704-	
359	---	Connector												
		8-97804-778-0		1		(A)	A	B	C		E	F	1704-	
						H=15.3								
		8-97804-778-0		1		(A)	A	B	C		E	F	1704-	
						H=15.3								
		8-98041-754-0		8	8204212-D15EH	(B)	A	B	C		E	F	1704-	
		8-98041-754-0		8	8204212-D15EH	(B)				D			1704-	
		8-98076-254-0		5	8200136-CYZ14	(C)	A	B	C		E	F	1704-	
363	---	Clamp piece												
		8-97433-686-0		2	5702213-D17YZ		A	B	C		E	F	1704-	
		8-97433-686-0		2	5702213-D17YZ		A	B	C		E	F	1704-	
364	---	Glove box retaining plate												
		8-97432-400-0		1	5709113-D17YZ	(A)	A	B	C		E	F	1704-	
		8-97432-400-0		1	5709113-D17YZ	(A)	A	B	C		E	F	1704-	
		8-97432-400-0		1	5709113-D17YZ	(A)	A	B	C		E	F	1704-	
		8-97433-673-0		3	5709123-D17YZ	(B)	A	B	C		E	F	1704-	
		8-97433-673-0		1	5709123-D17YZ	(B)	A	B	C		E	F	1704-	
		8-98010-867-1		6	8200671-P301	(C)				D			1704-	
366	---	Air spring-top glove box cover												
		8-97432-402-0		2	5709129-D17YZ		A	B	C		E	F	1704-	
367	---	Skylight assembly												
		8-97432-405-0		1	5703010-D17YZ		A	B	C		E	F	1704-	

Figure No.


Index No.	Recommended grade/part name						Model applied						Date of application	I T C
	Part No.	L	Q t y .	Qingling part No.	Remarks	EXR 6W 420 -Height	EXR 6W 460 -Height	EXR 6U 380 -Height	EXZ 6U 380 height/reference	EXZ 6W 420 height	EXZ 6W 460 height			
						A	B	C	D	E	F			
368	--- Buffer column													
	8-98010-867-1		4	8200671-P301		A	B	C		E	F	1704-		
	8-98010-867-1		4	8200671-P301		A	B	C		E	F	1704-		
	8-98010-867-1		4	8200671-P301		A	B	C		E	F	1704-		
	8-98010-867-1		2	8200671-P301		A	B	C		E	F	1704-		
369	--- Hinge													
	8-97433-656-0		2	5709217-D17YZ		A	B	C		E	F	1704-		
	8-97433-656-0		2	5709217-D17YZ		A	B	C		E	F	1704-		
	8-97433-656-0		2	5709217-D17YZ		A	B	C		E	F	1704-		
	8-97433-656-0		2	5709217-D17YZ		A	B	C		E	F	1704-		
370	--- Split retaining ring													
	0-9180-5504-0		2	1108241-P301	Inner diameter=4	A	B	C		E	F	1704-		
	0-9180-5504-0		2	1108241-P301	Inner diameter=4	A	B	C		E	F	1704-		
	0-9180-5504-0		2	1108241-P301	Inner diameter=4	A	B	C		E	F	1704-		
	0-9180-5504-0		2	1108241-P301	Inner diameter=4	A	B	C		E	F	1704-		

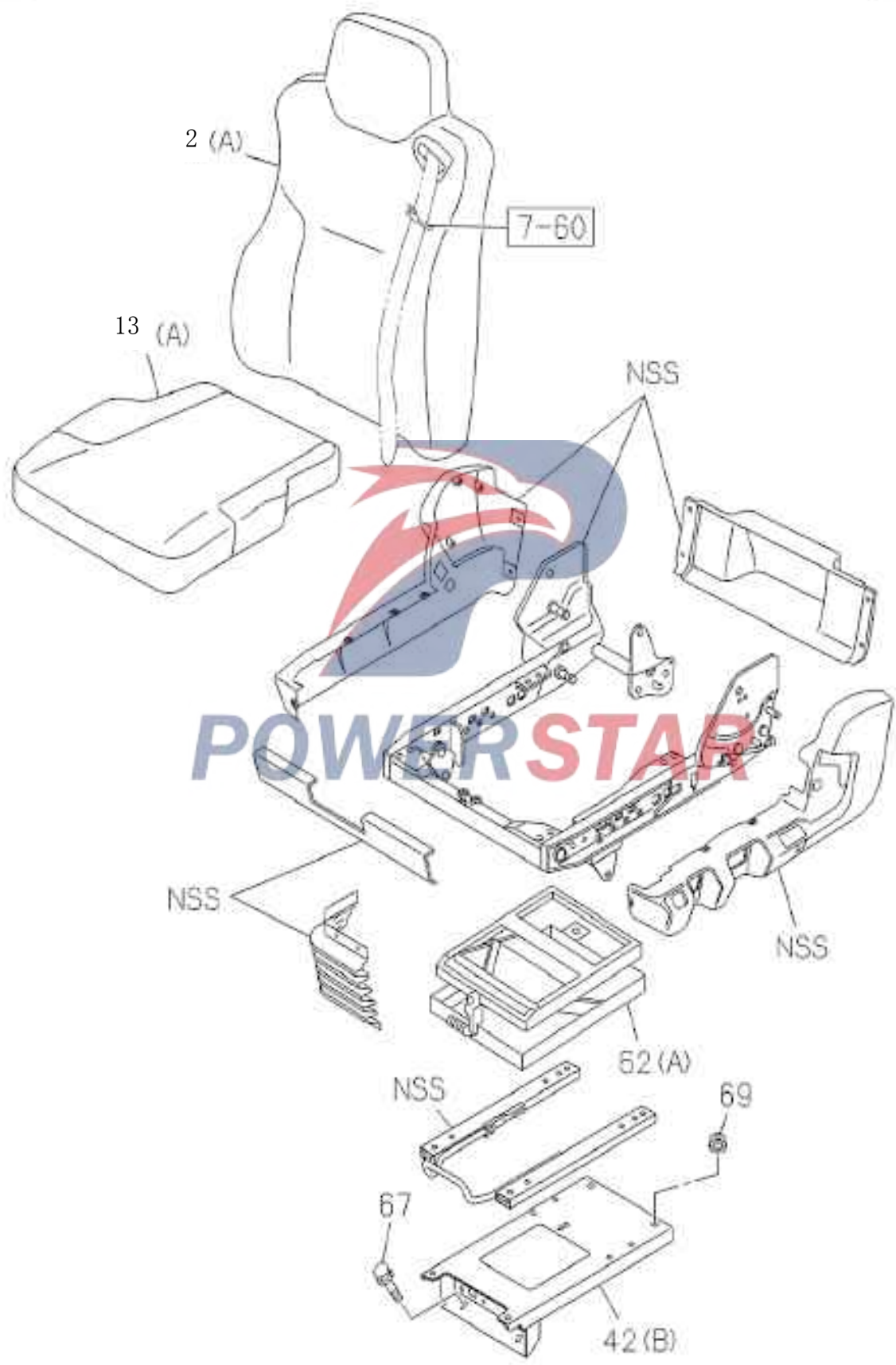


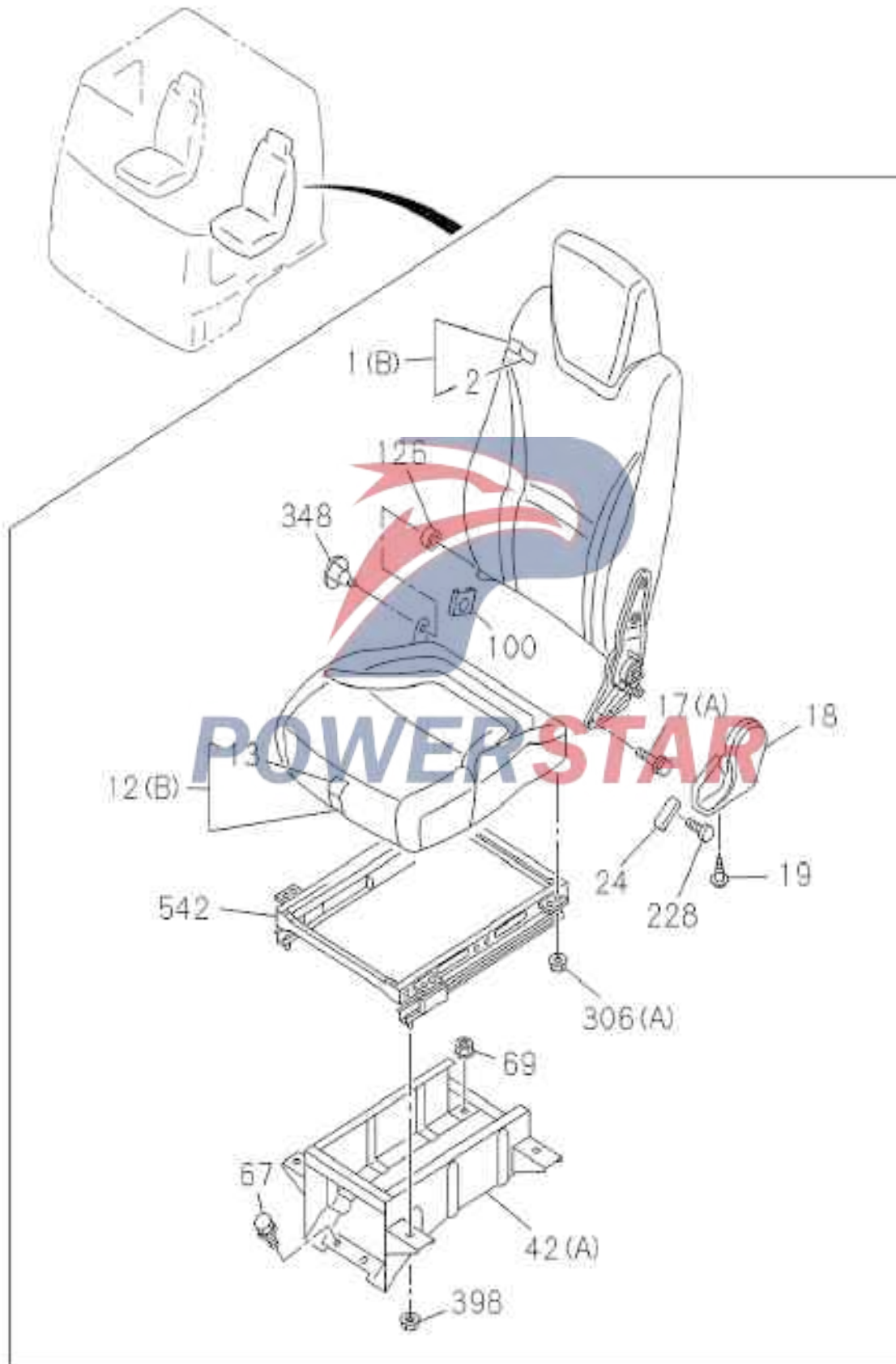


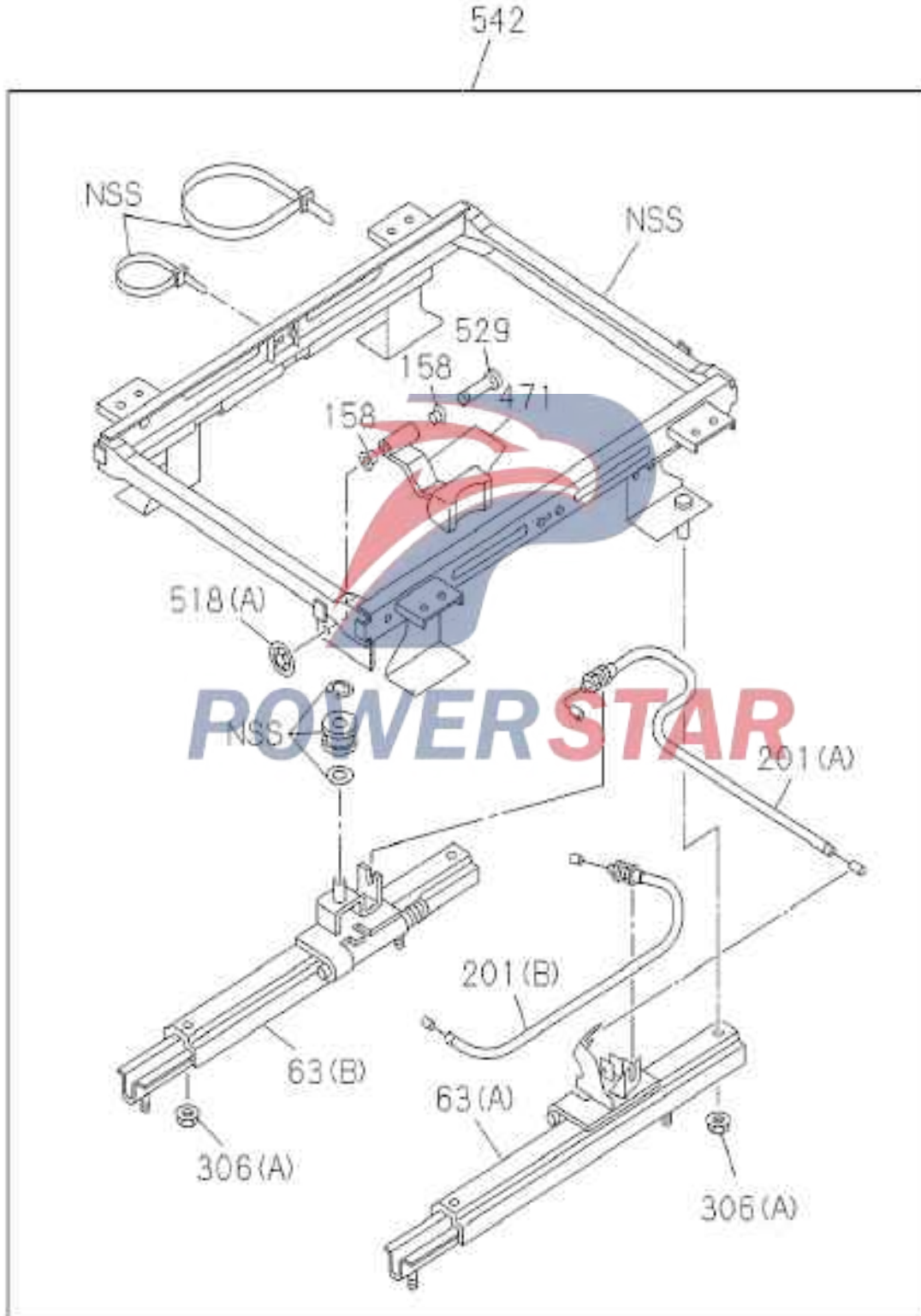


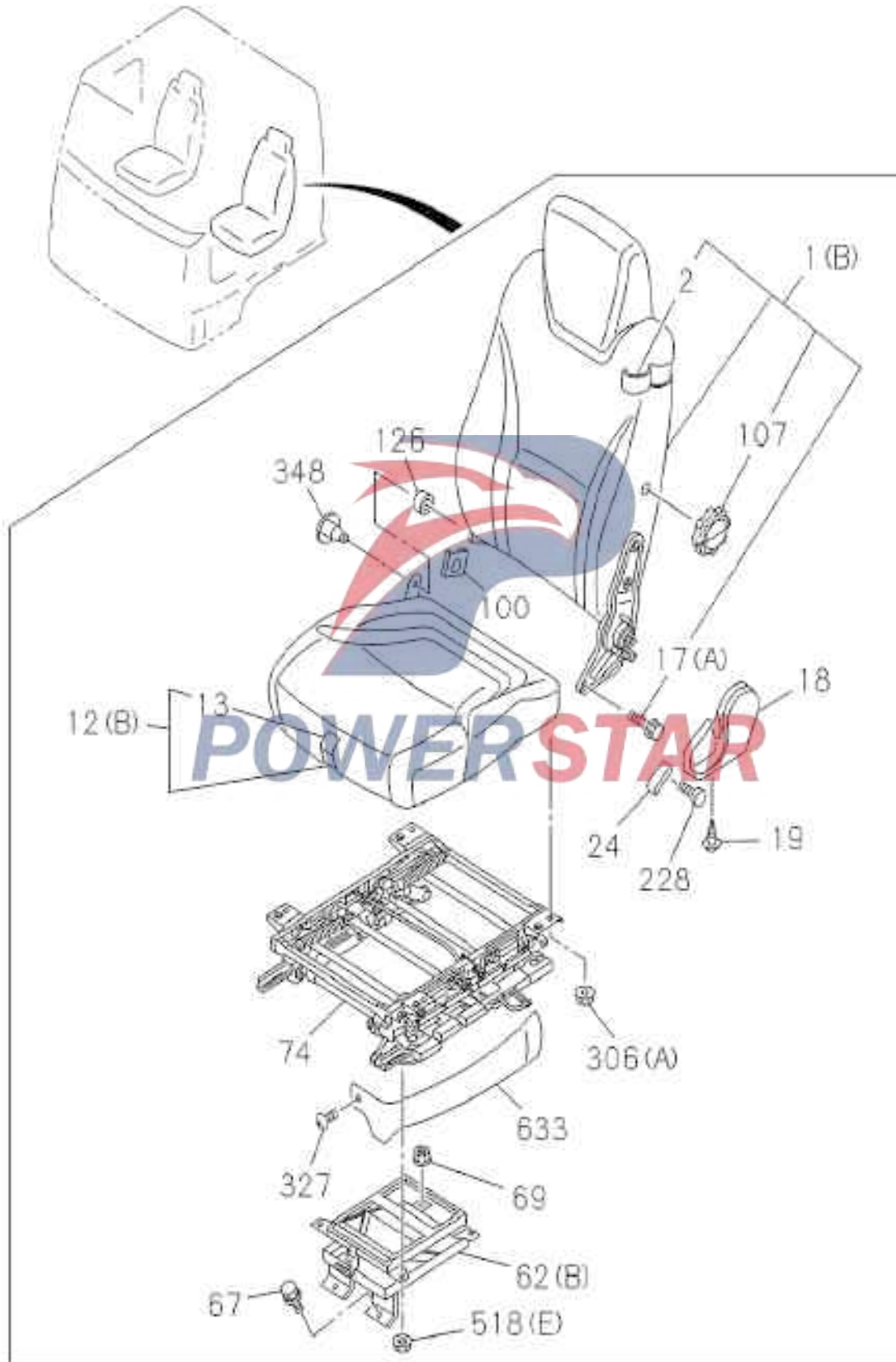
7-45		Control console box											
Figure No.													
Index No.	Recommended grade/part name					Model applied						Date of application	I T C
	Part No.	L R	Q t y .	Qingling part No.	Remarks	EXR 6W 420 -Height	EXR 6W 460 -Height	EXR 6U 380 -Height	EXZ 6U 380 height/reference	EXZ 6W 420 height	EXZ 6W 460 height		
						A	B	C	D	E	F		
5	--- Gearshift control box assembly 8-97468-508-0		1			A	B	C	D	E	F	1704-	
88	--- screw 0-7218-0512-0		4		M5X12	A	B	C	D	E	F	1704-	
217	--- Upper cover plate assembly 8-97468-459-0		1			A	B	C		E	F	1704-	
248	--- Protective cover 8-97468-557-0		1	1702052-D17YZ		A	B	C	D	E	F	1704-	
328	--- Fixing nail 8-98021-271-0		4	8200261-P301		A	B	C	D	E	F	1704-	
	8-98076-254-0		7	8200136-CYZ14 (B)		A	B	C		E	F	1704-	

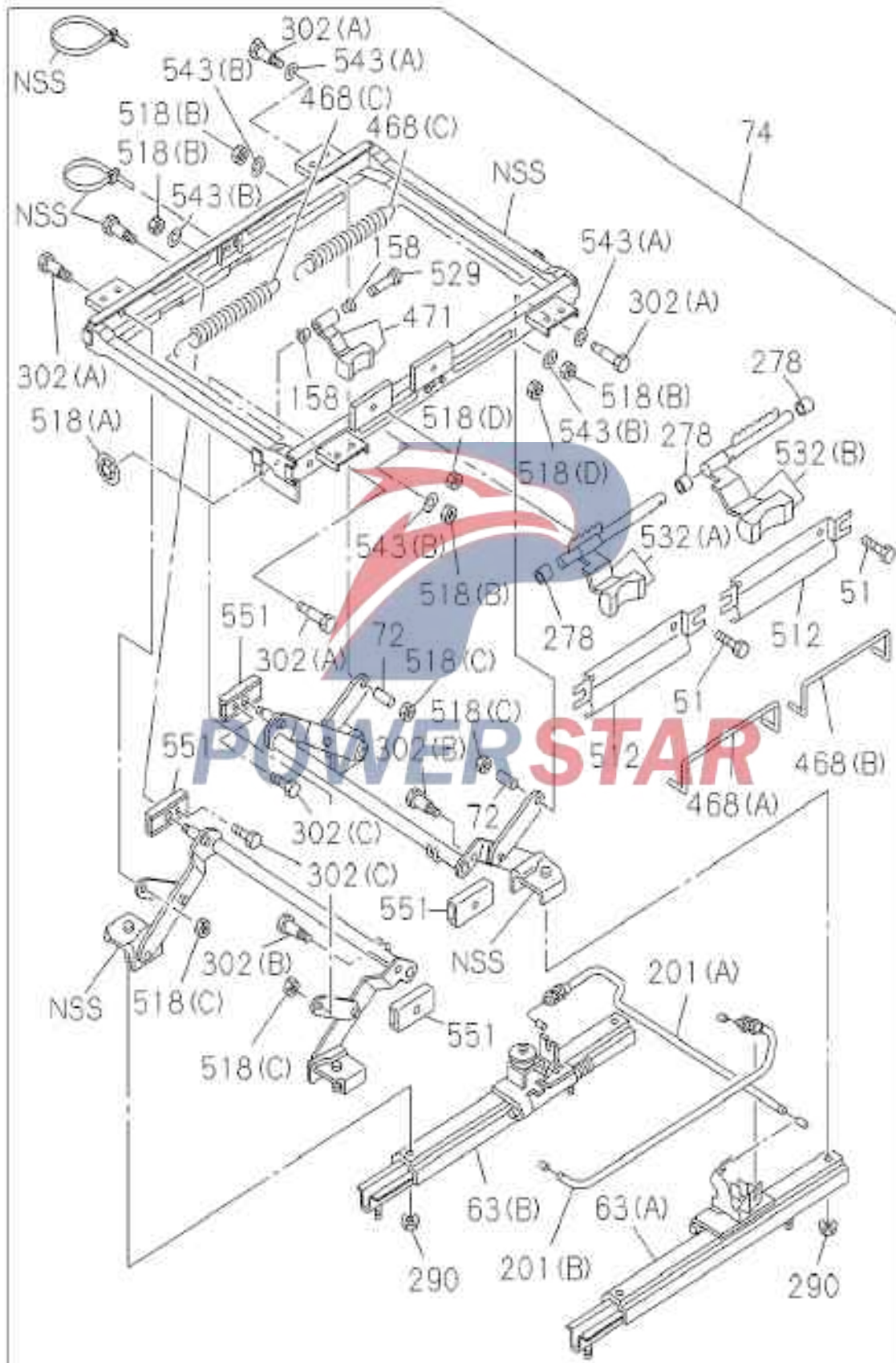


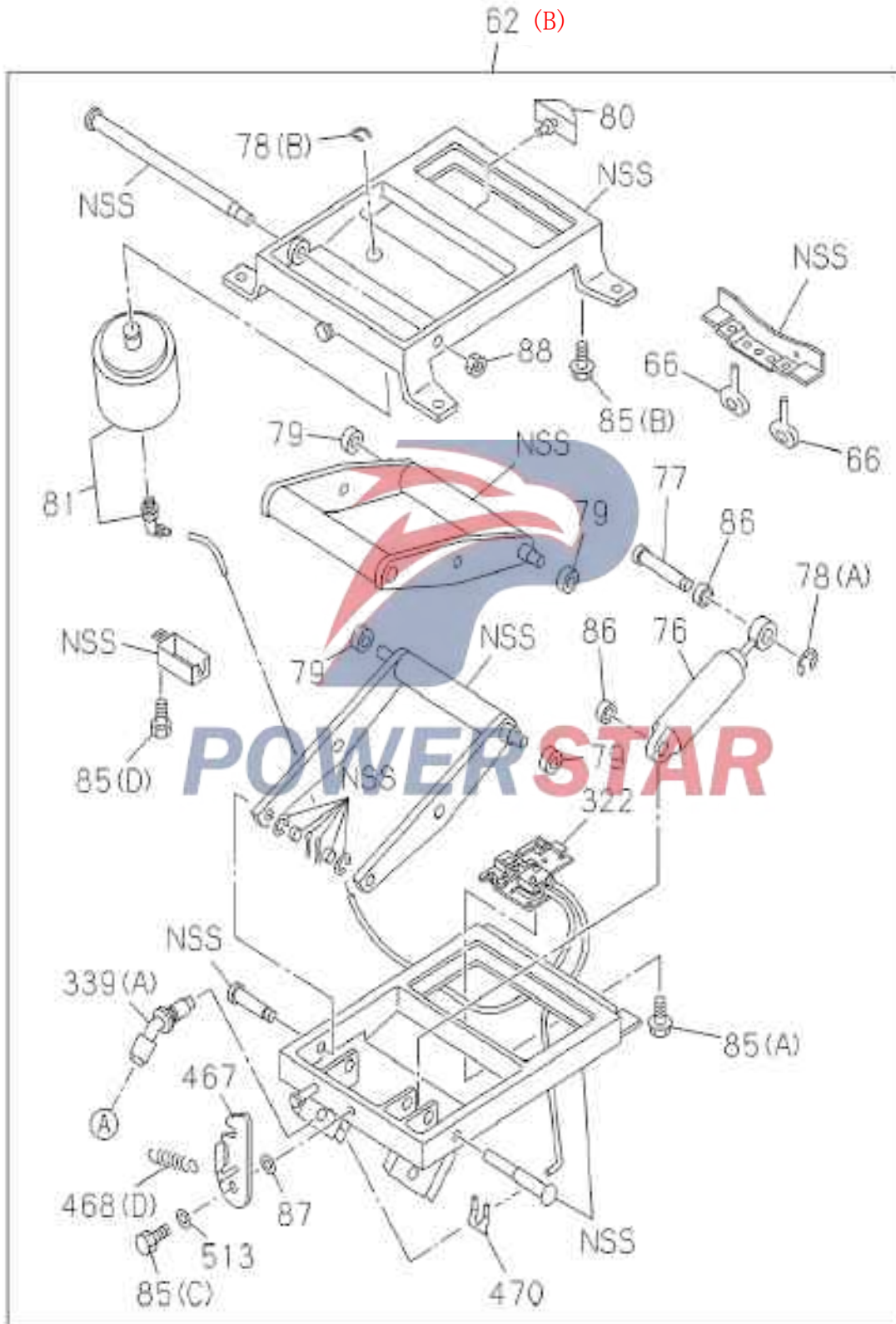


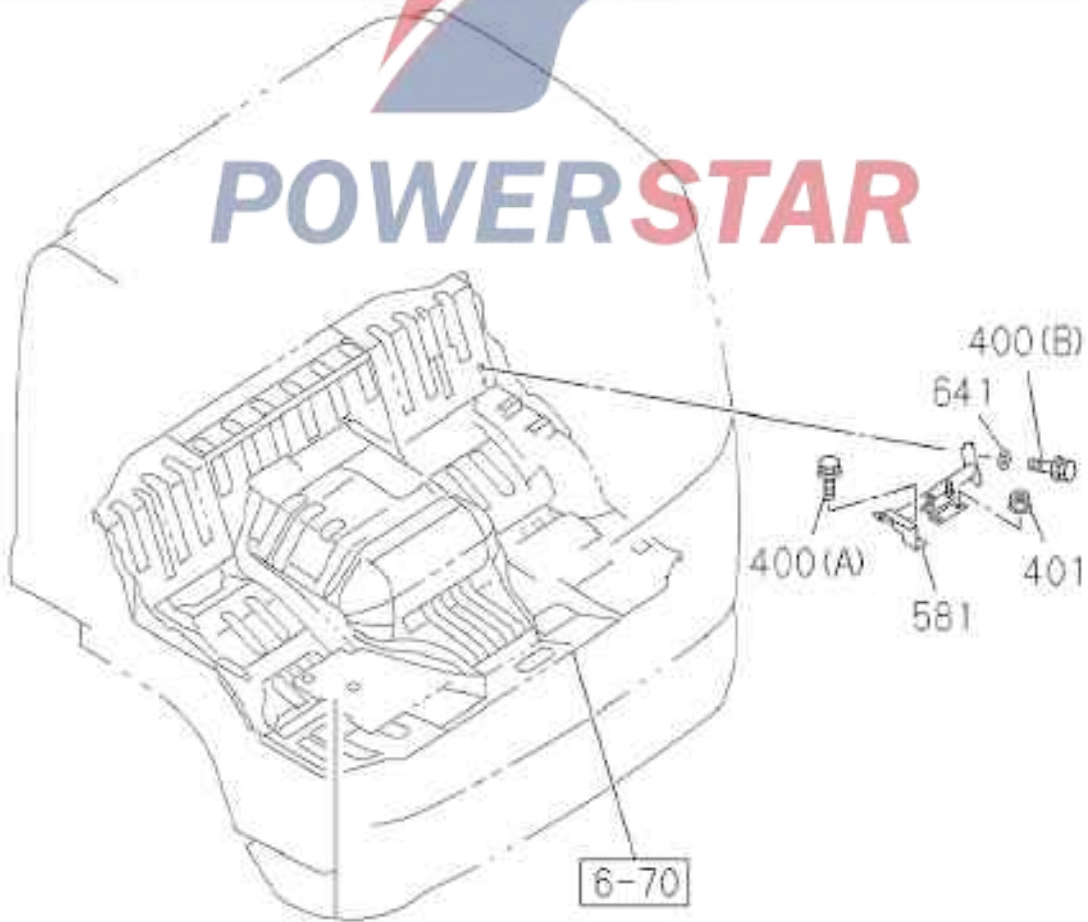
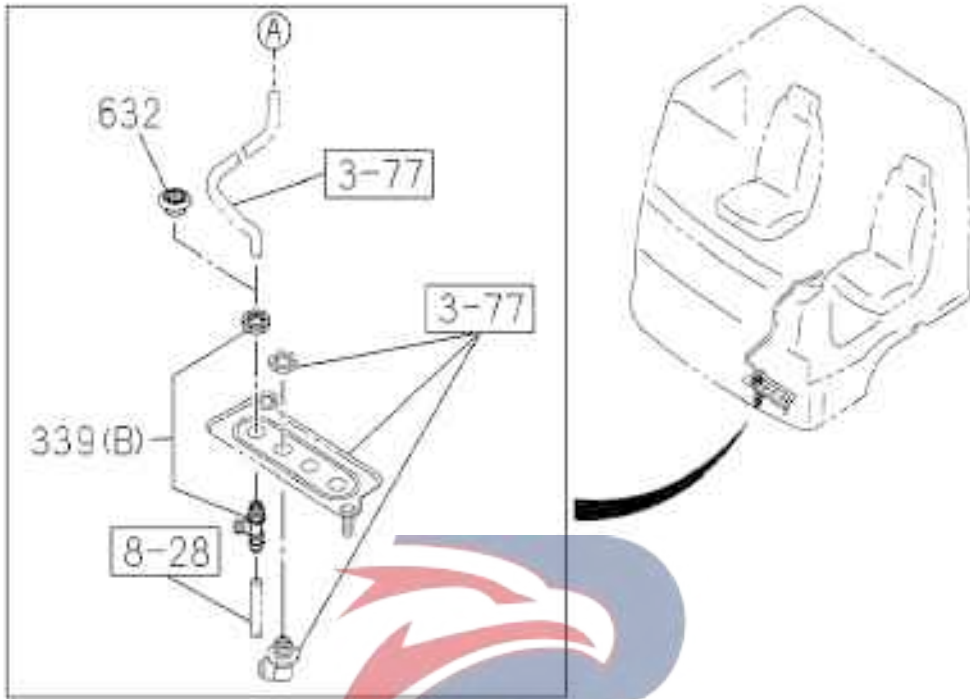


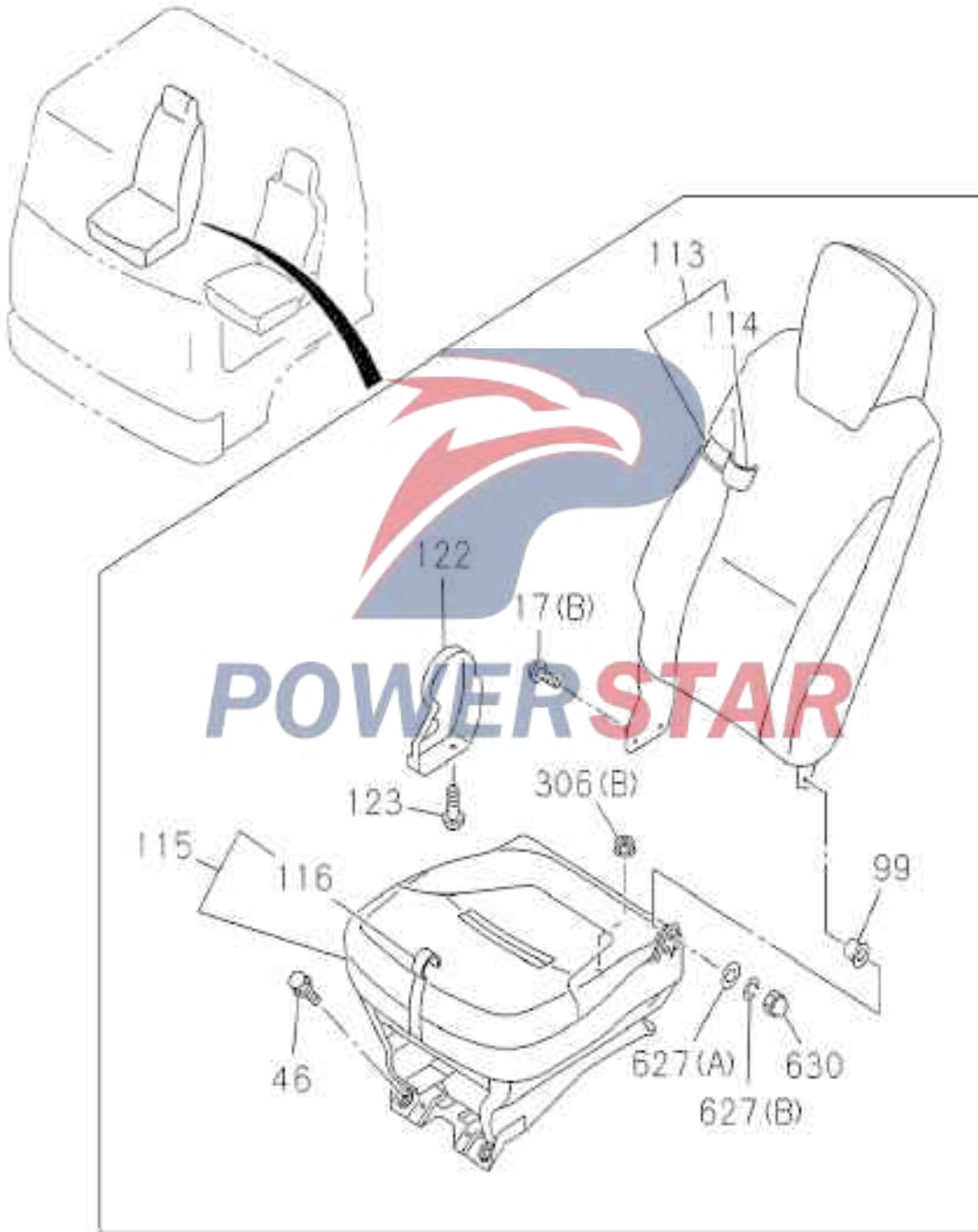












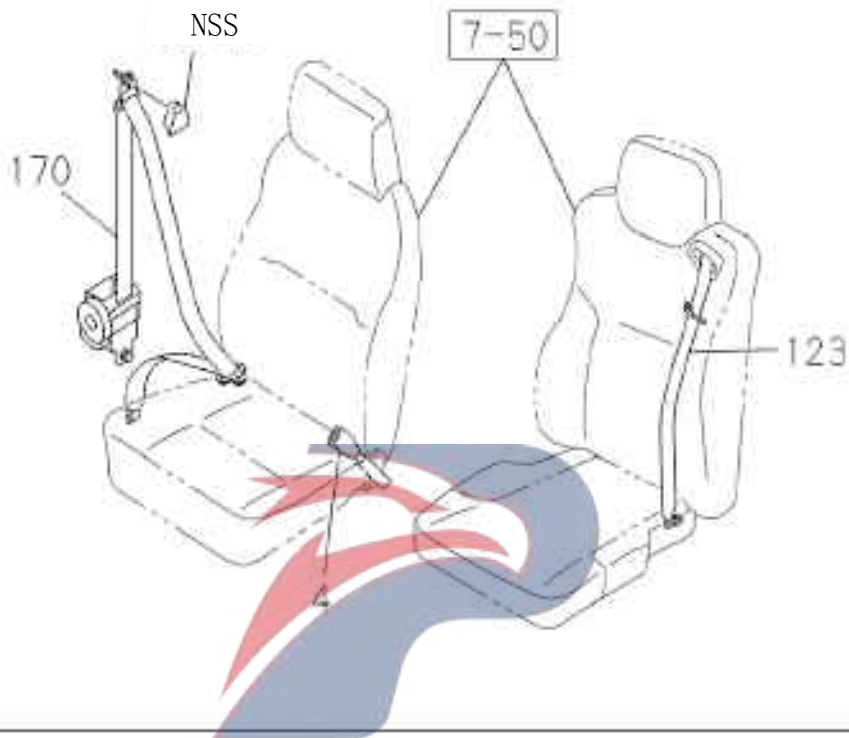
7-50		Front-row seat											
Figure No.													
Index No.	Recommended grade/part name										Date of application	I T C	
	Part No.	L R	Q t y .	Qingling part No.	Remarks	Model applied							
						EXR 6W 420 -Height	EXR 6W 460 -Height	EXR 6U 380 -Height	EXZ 6U 380 height/reference	EXZ 6W 420 height			EXZ 6W 460 height
						A	B	C	D	E			F
1	---	Seat backrest assembly											
			1		(B)							1704-	
			1		(B) (Cyclonic type)							1704-	
2	---	Driver seat backrest cover											
			1	6805100-D17YZ	(A)	A	B	C		E	F	1704-	
			1						D			1704-	
			1	6805100-CYZ14					D			1704-	
12	---	Front-row seat cushion											
			1	6803100-D17YZ	(A)	A	B	C		E	F	1704-	
			1		(B)				D			1704-	
			1	6803010-CYZ14	(B) (Cyclonic type)				D			1704-	
13	---	Driver seat cushion cover											
			1	6803100-D17YZ		A	B	C		E	F	1704-	
			1						D			1704-	
			1	6803100-CYZ14	(B) (Cyclonic type)				D			1704-	
17	---	Backrest angle adjustment bolt											
			2	Q1420816	(A)				D			1704-	
			2	Q1420816	(B)	A	B	C	D	E	F	1704-	
18	---	Backrest angle adjuster cover											
			1	6800011-10					D			1704-	
19	---	Cover plate screw											
			1	Q2715513					D			1704-	
24	---	Front-row seat backrest angle adjuster handle											
			1	6800012-10					D			1704-	
42	---	Adjuster assembly: driver seat											
			1	6801100-D17YZ	(B)	A	B	C		E	F	1704-	
			1		(A)				D			1704-	
46	---	Bolt - front passenger seat assembly											
			2	Q1841020	M10X20 reel	A	B	C	D	E	F	1704-	
51	---	Cover plate screw											
			6		(Cyclonic type)				D			1704-	
62	---	Seat suspension damper assembly											
			1	6801100 I -113B	(A)	A	B	C		E	F	1704-	
			1		(B) (Cyclonic type)				D			1704-	
63	---	Seat slide regulator											
			1		RH				D			1704-	
			1		LH				D			1704-	
66	---	Lower rubber stopper											
			2		(Cyclonic type)				D			1704-	
67	---	bolt											
			2	Q1841020	M10X20 reel	A	B	C	D	E	F	1704-	
69	---	nut											
			2	Q32010(P=1.25)	M10 reel	A	B	C	D	E	F	1704-	
72	---	Liner plate											
			2		(Cyclonic type)				D			1704-	
74	---	Front-row seat height adjuster											
			1		(Cyclonic type)				D			1704-	

7-50		Front-row seat																				
Figure No.																						
Index No.	Recommended grade/part name										Date of application	I T C										
	Part No.	L R	Q t y .	Qingling part No.	Remarks	Model applied																
						EXR 6W 420 -Height	EXR 6W 460 -Height	EXR 6U 380 -Height	EXZ 6U 380 height/reference	EXZ 6W 420 height			EXZ 6W 460 height									
A	B	C	D	E	F																	
76	---	Air suspension damper																				
		TBD		1		(Cyclonic type)				D											1704-	
77	---	Damper pin																				
		TBD		1		(Cyclonic type)				D												1704-
78	---	Snap ring																				
		TBD		1		(A) (Cyclonic type)				D												1704-
		TBD		1		(B) (Cyclonic type)				D												1704-
79	---	assembly																				
		TBD		4		(Cyclonic type)				D												1704-
80	---	Rubber stopper																				
		TBD		1		(Cyclonic type)				D												1704-
81	---	Air spring																				
		TBD		1		(Cyclonic type)				D												1704-
85	---	Air suspension bolts																				
		TBD		1		(A) (Cyclonic type)				D												1704-
		TBD		1		(B) (Cyclonic type)				D												1704-
		TBD		1		(C)(Cyclonic type)				D												1704-
		TBD		1		(D)(Cyclonic type)				D												1704-
86	---	Guiding bushing																				
		TBD		2		(A) (Cyclonic type)				D												1704-
87	---	Snap ring																				
		TBD		1		(A) (Cyclonic type)				D												1704-
88	---	Air suspension nuts																				
		TBD		1		(A) (Cyclonic type)				D												1704-
99	---	Seat backrest lining																				
		8-98112-751-0		1	6800014-10				A	B	C	D	E	F								1704-
100	---	Hinge cover																				
		8-98203-070-0		1								D										1704-
107	---	turntable																				
		TBD		1		(A) (Cyclonic type)				D												1704-
113	---	Seat backrest assembly																				
		8-97421-423-0		1	6905010-CYZ14				A	B	C	D	E	F								1704-
114	---	Passenger seat backrest cover																				
		8-97421-425-0		1	6905100-CYZ14				A	B	C	D	E	F								1704-
115	---	Passenger seat cushion assembly																				
		8-97421-419-0		1	6903010-CYZ14				A	B	C	D	E	F								1704-
116	---	Passenger seat cushion cover																				
		8-97421-421-0		1	6903100-CYZ14				A	B	C	D	E	F								1704-
122	---	Backrest angle adjuster cover																				
		8-97414-043-0		1	6900011-113				A	B	C	D	E	F								1704-
123	---	Inclined cover plate screw																				
		8-98070-026-0		1	Q2715513	M5			A	B	C	D	E	F								1704-
126	---	Backrest angle adjustment hinge lining																				
		8-98063-218-0		1	6800014-10								D									1704-
		8-98063-218-0		1	6800014-10	(Cyclonic type)							D									1704-

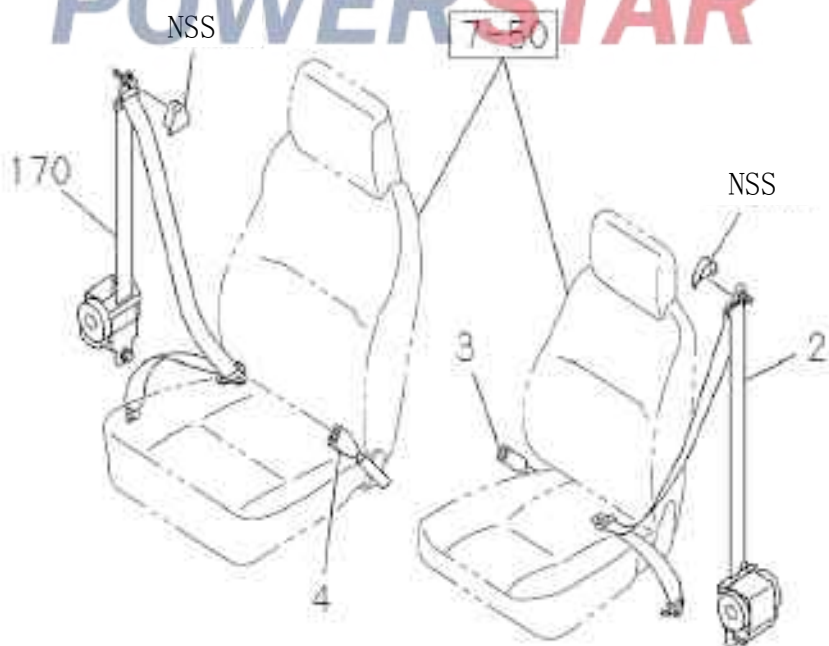
7-50 Front-row seat

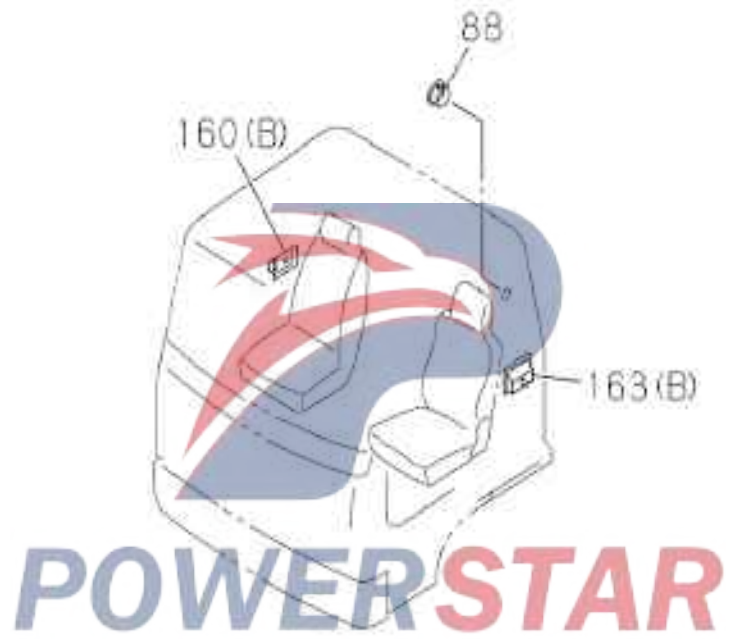
Figure No.

Index No.	Recommended grade/part name				Model applied						Date of application	I T C	
	Part No.	L R	Q t y .	Qingling part No.	Remarks	EXR 6W 420-Height	EXR 6W 460-Height	EXR 6U 380-Height	EXZ 6U 380 height/reference	EXZ 6W 420 height			EXZ 6W 460 height
						A	B	C	D	E			F
470	Hose clamps 1-75538-137-0		1		(A) (Cyclonic type)				D			1704-	
471	Seat adjusting rod 8-98107-870-0		1						D			1704-	
512	Lever cover 1-75518-245-0		2		(Cyclonic type)				D			1704-	
513	control lever spacer 1-75538-133-0		1		(Cyclonic type)				D			1704-	
518	Backrest angle adjustment nut 1-75518-263-0		1						D			1704-	
	8-94152-886-0		4		(Cyclonic type)				D			1704-	
	1-75518-264-0		4		(Cyclonic type)				D			1704-	
	5-09984-020-0		2		(Cyclonic type)				D			1704-	
529	Connecting rod pin 1-75518-262-0		1						D			1704-	
532	Tilt rod assembly 1-75518-221-0		1		(A) (Cyclonic type)				D			1704-	
	1-75518-222-1		1		(B) (Cyclonic type)				D			1704-	
542	Front-row seat height adjuster TBD		1						D			1704-	
543	Height adjuster washer TBD		2		(A) (Cyclonic type)				D			1704-	
	TBD		4		(B) (Cyclonic type)				D			1704-	
551	Height adjustment slider TBD		4		(Cyclonic type)				D			1704-	
581	Seat mounting support assembly 8-98049-531-3		1	6800020-D17YZ		A	B	C		E	F	1704-	
627	Front-row seat gasket TBD		1		(A)	A	B	C	D	E	F	1704-	
	TBD		1		(B)	A	B	C	D	E	F	1704-	
630	Cover nut 8-98063-225-0		1		M8	A	B	C	D	E	F	1704-	
632	Connector – pneumatic suspension seat circuit 8-94119-796-0		1	6800019-CYZ14	Outer diameter =24				D			1704-	
633	Angle adjuster cover 8-97414-118-0		1						D			1704-	
641	Washer 8-98099-007-0		2	6800012-D17YZ		A	B	C		E	F	1704-	

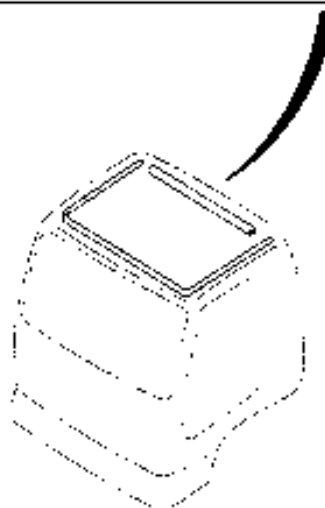
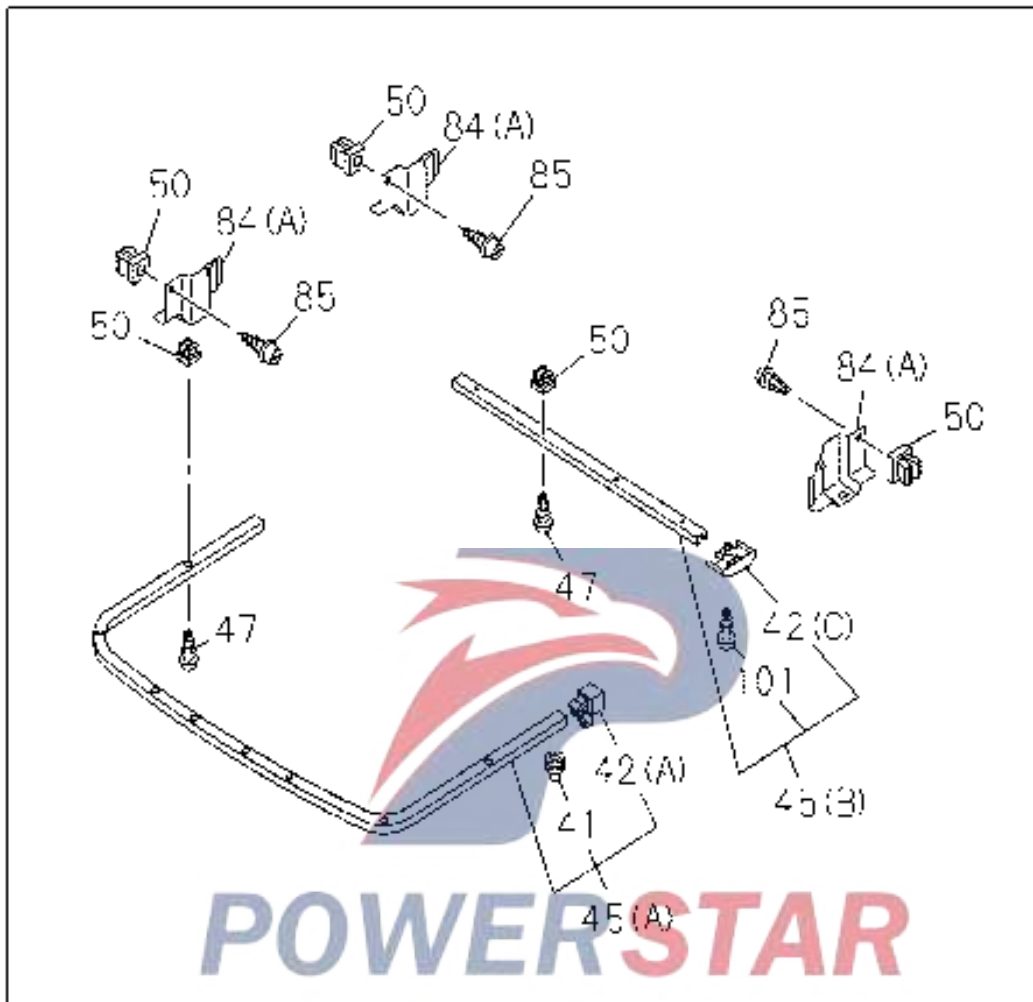


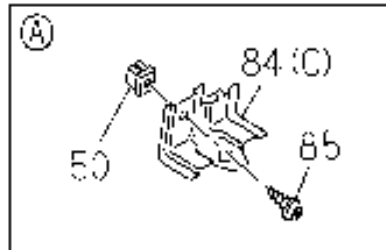
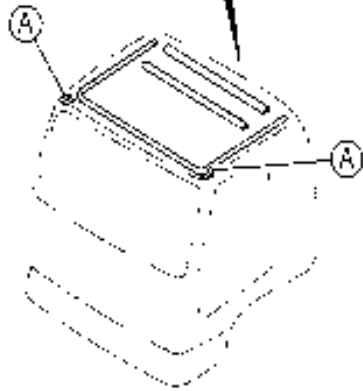
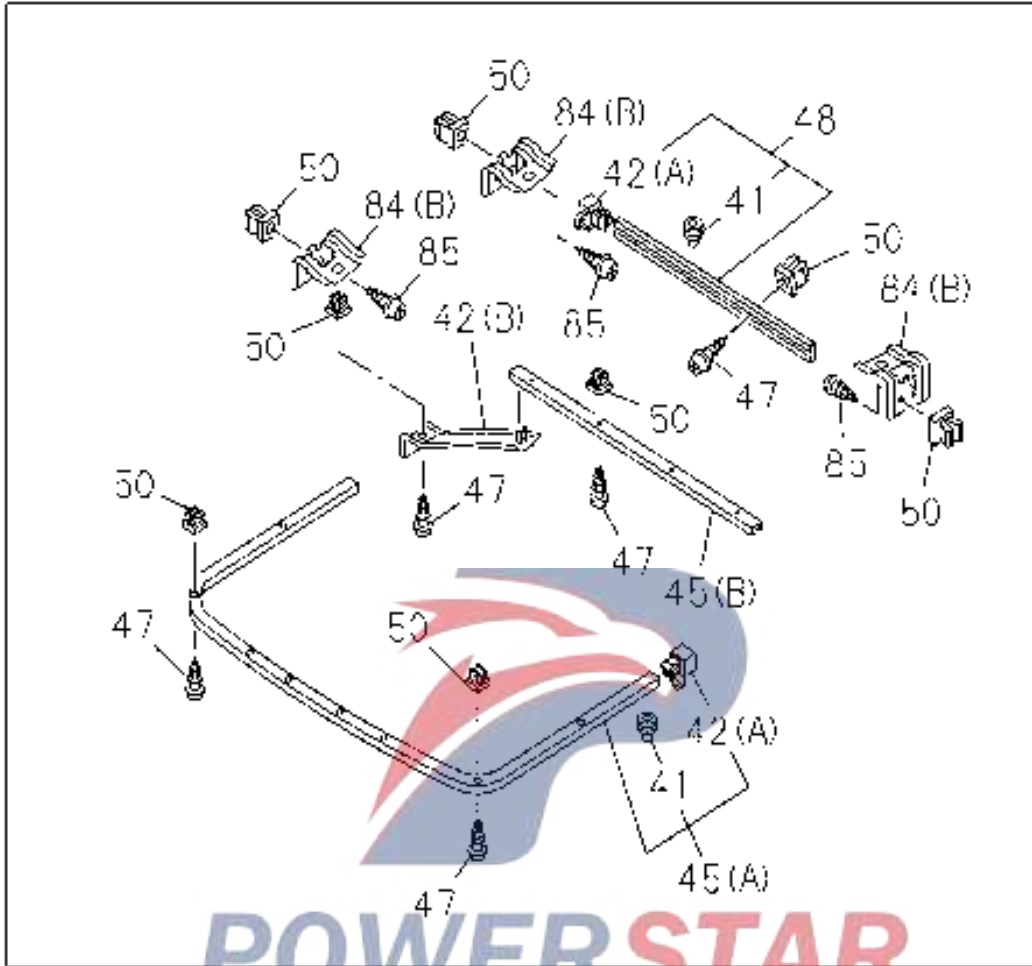
POWERSTAR

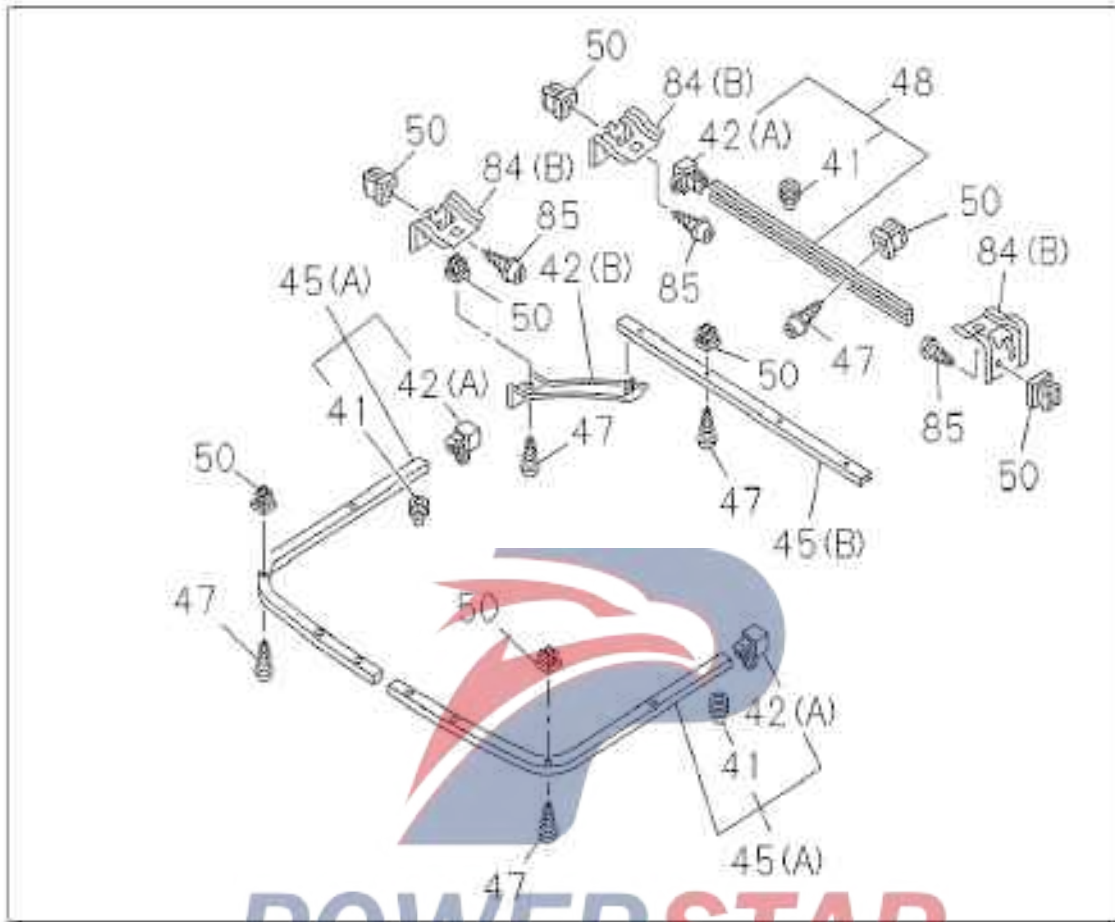




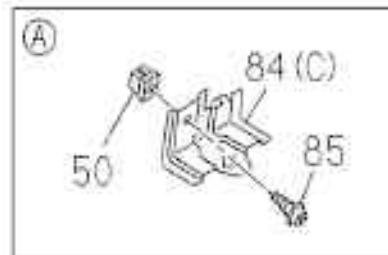
7-60		Seat belt											
Figure No.													
Index No.	Recommended grade/part name										Date of application	I T C	
	Part No.	L R	Q t y .	Qingling part No.	Remarks	Model applied							
						EXR 6W 420 -Height	EXR 6W 460 -Height	EXR 6U 380 -Height	EXZ 6U 380 height/reference	EXZ 6W 420 height			EXZ 6W 460 height
A	B	C	D	E	F								
2	Retractor assembly-seat belt 8-97469-227-0		1	5811120-D17YZ				D				1704-	
3	Belt buckle assembly-driver side 8-97469-226-0		1	5811110-D17YZ				D				1704-	
4	Belt buckle assembly-driver side 8-97469-226-0		1	5811110-D17YZ		A	B	C	D	E	F	1704-	
88	Bolt trim cover 8-97426-899-0	L	1	5811140-D17YZ	Gray	A	B	C		E	F	1704-	
123	Driver's seat belt		1	5811110-D17YZ		A	B	C		E	F	1704-	
160	Belt buckle assembly 8-97468-513-0	R	1	5811130-D17YZ	(B)	A	B	C		E	F	1704-	
163	Belt buckle assembly 8-97468-513-0	L	1	5811130-D17YZ	(B)	A	B	C		E	F	1704-	
170	Retractor assembly-seat belt 8-97469-227-0		1	5811120-D17YZ		A	B	C	D	E	F	1704-	

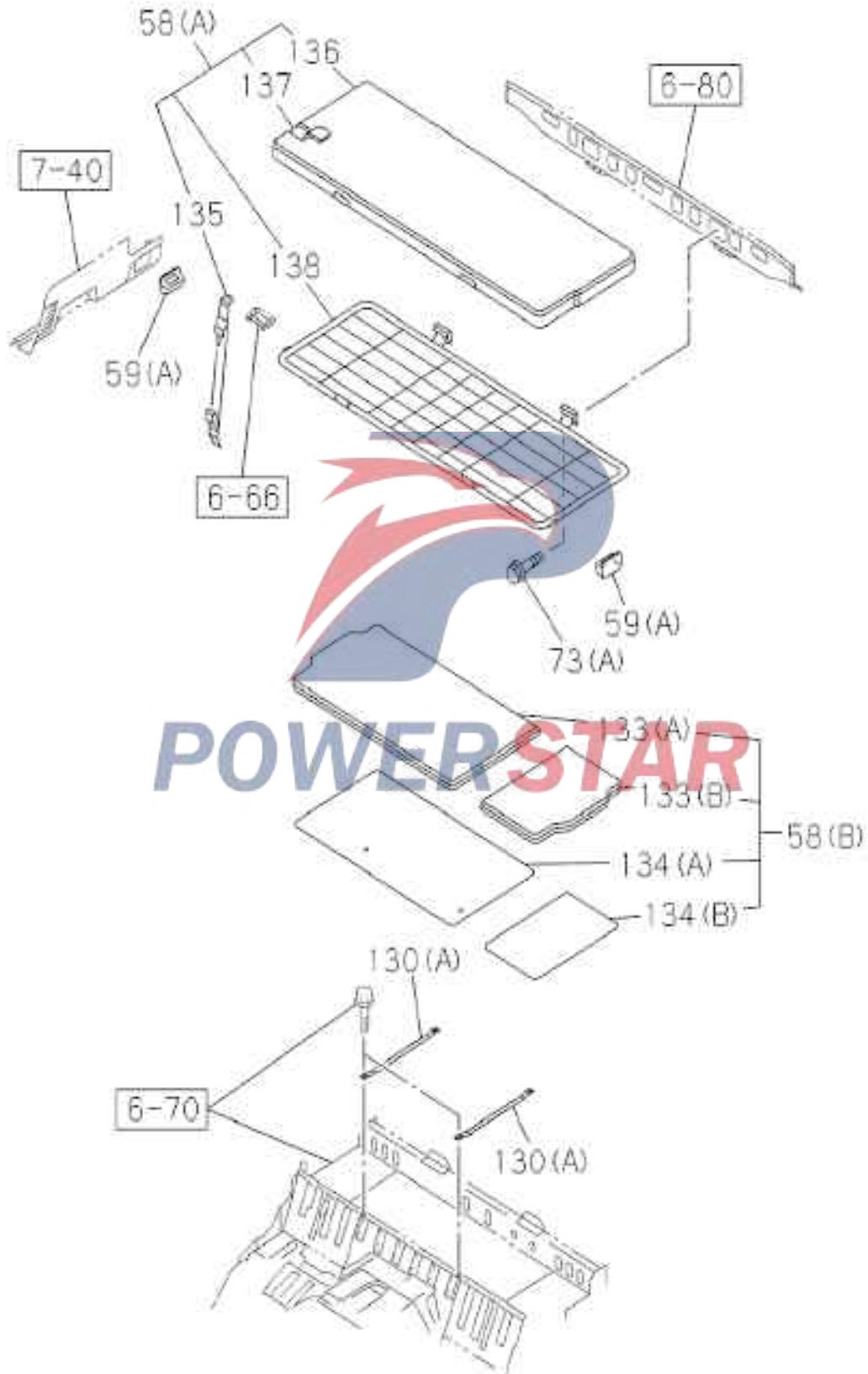


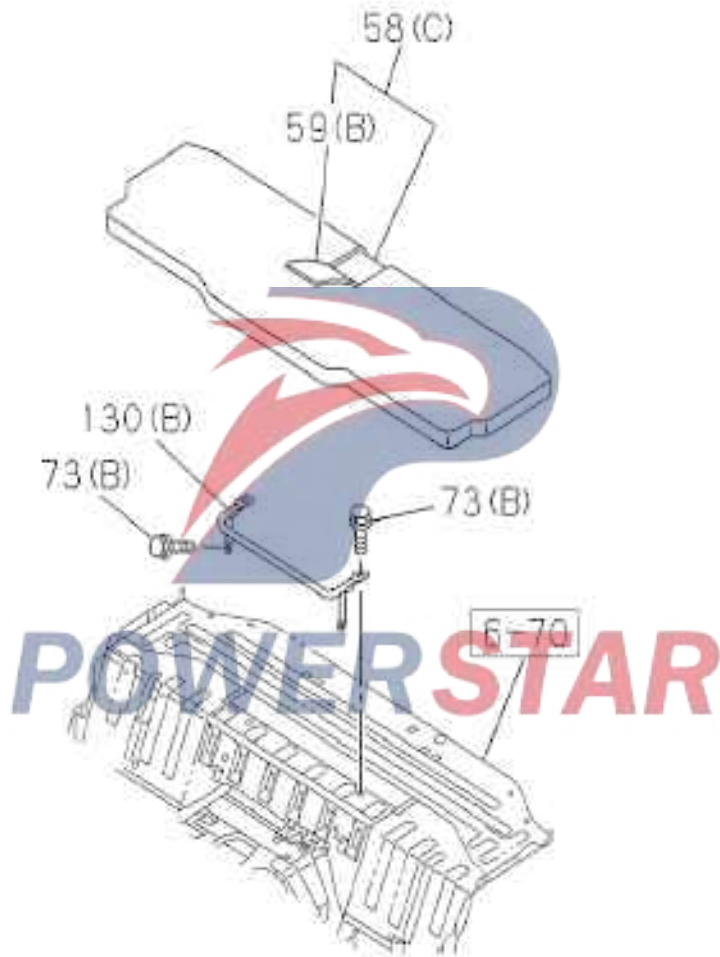




POWERSTAR







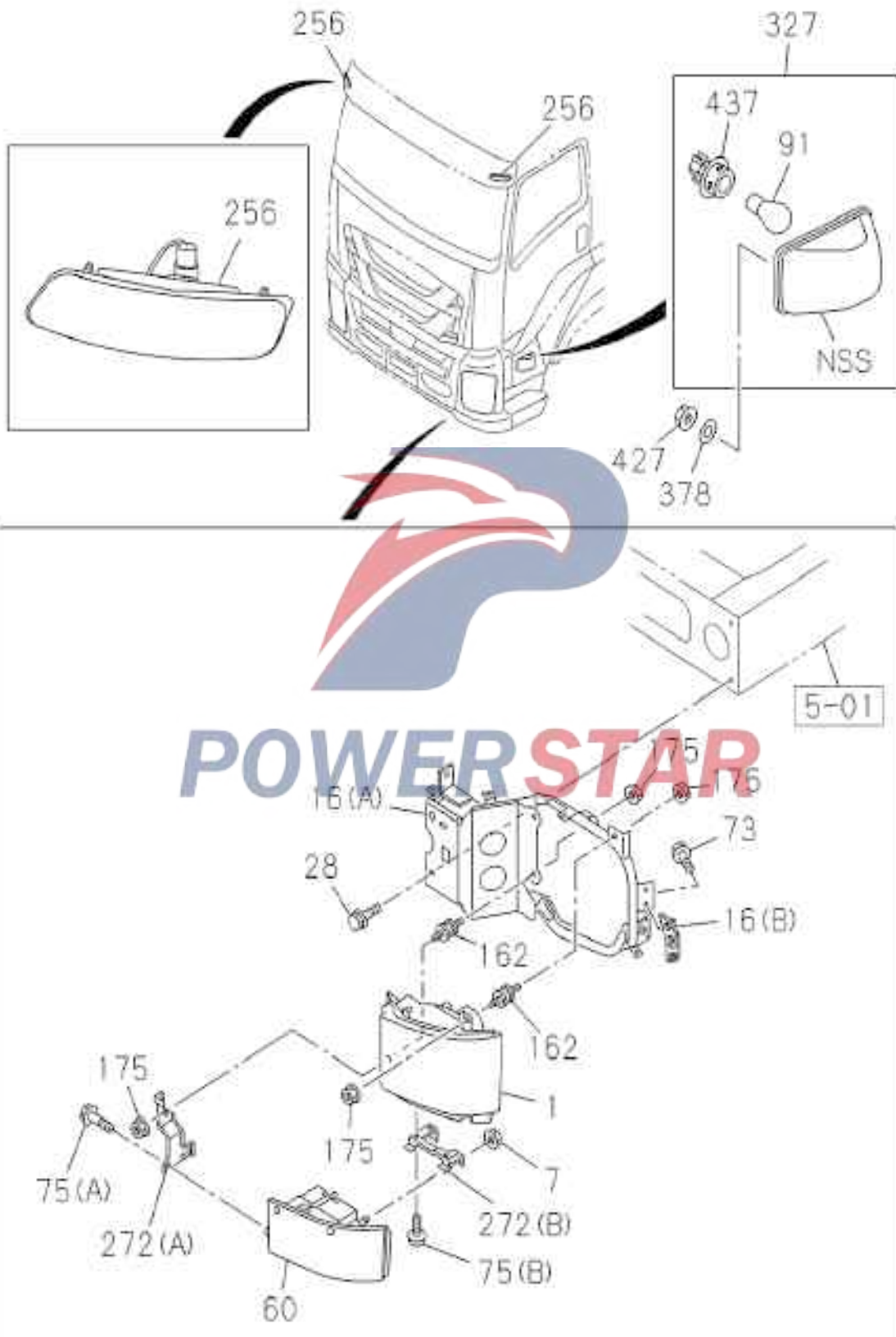
7-70		Separator and bottom plate															
Figure No.																	
Index No.	Recommended grade/part name										Date of application	I T C					
	Part No.	L	R	Q	t	y	Qingling part No.	Remarks	Model applied								
									EXR 6W 420 -Height	EXR 6W 460 -Height			EXR 6U 380 -Height	EXZ 6U 380 height/reference	EXZ 6W 420 height	EXZ 6W 460 height	
A	B	C	D	E	F												
41	--- Curtain hooks																
	1-73996-398-0			14				H=14.5 White	A	B	C		E	F	1704-		
	1-73996-398-0			14				H=14.5 White					D		1704-		
	1-73996-398-0			14				H=14.5 White					D		1704-		
	1-73996-398-0			14				H=14.5 White					D		1704-		
	1-73996-398-0			10				H=14.5 White					D		1704-		
42	--- Left end-top guide rail																
	8-97427-045-2	L		1			8204387-D34EZ	(B) Gray					D			1704-	
	8-97427-046-2	R		1			8204388-D34EZ	(B) Gray					D			1704-	
	8-97427-213-0			1				(A) Gray	A	B	C			E	F	1704-	
	8-97427-213-0			1				(A) Gray					D			1704-	
	8-97427-213-0			1				(A) Gray					D			1704-	
	8-97427-213-0			1				(A) Gray					D			1704-	
	8-97427-213-0			1				(A) Gray					D			1704-	
	8-97427-213-0			2				(A) Gray					D			1704-	
		8-98251-845-0			2					A	B	C			E	F	1704-
45	--- Curtain rail assembly																
	8-97427-014-0			1			8204380-D34EZ	(B) Gray					D			1704-	
	8-97434-119-0			1			8205010-D34EZ						D			1704-	
	8-97434-120-0			1			8205010-D17YZ		A	B	C			E	F	1704-	
	8-97468-501-0			1			8204380-D17YZ	(B)	A	B	C			E	F	1704-	
47	--- Screw																
	5-09981-059-0			8			8204121-803	M5X20					D			1704-	
	5-09981-059-0			10			8204121-803	M5X20	A	B	C			E	F	1704-	
	5-09981-059-0			6			8204121-803	M5X20	A	B	C		D	E	F	1704-	
	5-09981-059-0			6			8204121-803	M5X20					D			1704-	
48	--- Rear curtain rail assembly																
	8-97466-733-0			1			8204130-D34EZ	Gray					D			1704-	
50	--- Washer nut--internal handle																
	8-94279-078-0			6			5107223-801	D=8.6X7.7 L=7.5					D			1704-	
	8-94279-078-0			8			5107223-801	D=8.6X7.7 L=7.5					D			1704-	
	8-94279-078-0			14			5107223-801	D=8.6X7.7 L=7.5	A	B	C			E	F	1704-	
	8-94279-078-0			6			5107223-801	D=8.6X7.7 L=7.5	A	B	C		D	E	F	1704-	
	8-94279-078-0			6			5107223-801	D=8.6X7.7 L=7.5					D			1704-	

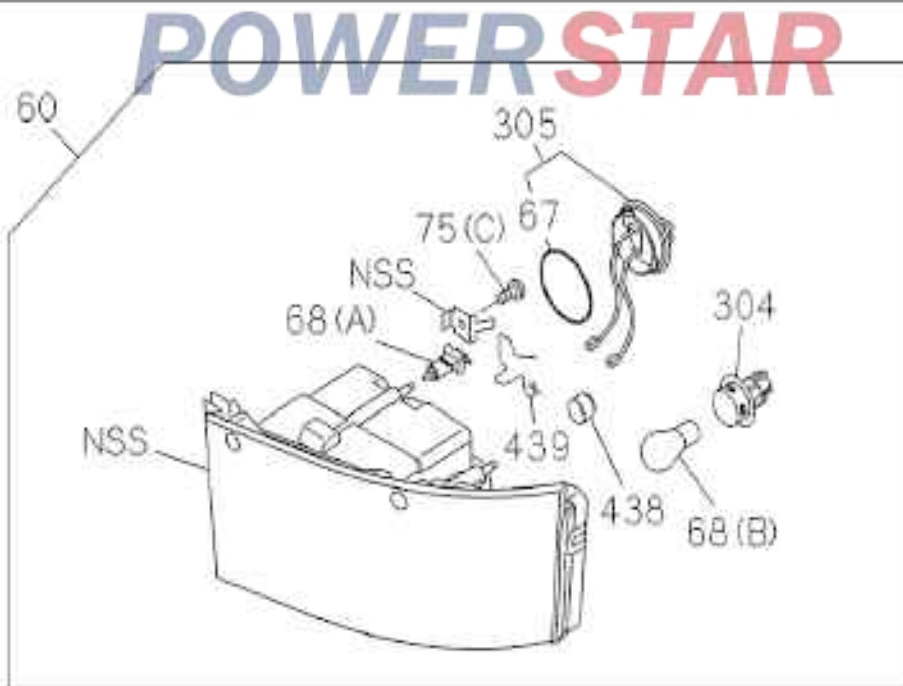
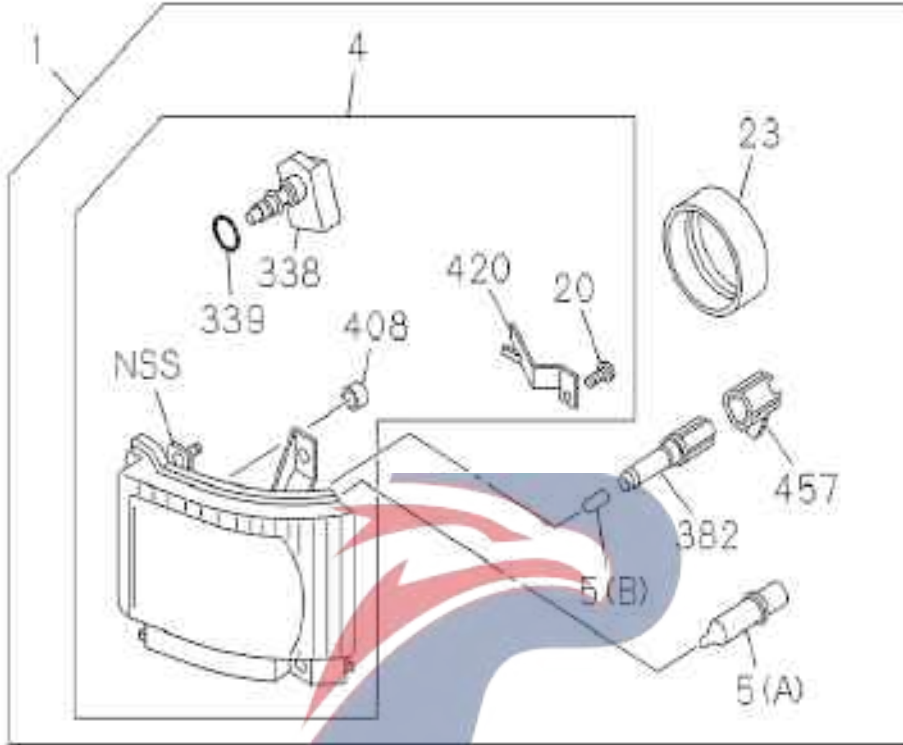
Figure No.

Index No.	Recommended grade/part name						Model applied						Date of application	I T C
	Part No.	L R	Q t y .	Qingling part No.	Remarks	EXR 6W 420 -Height	EXR 6W 460 -Height	EXR 6U 380 -Height	EXZ 6U 380 height/reference	EXZ 6W 420 height	EXZ 6W 460 height			
						A	B	C	D	E	F			
58	--- Bed board assembly													
	8-97468-496-0		1	7602010-D17YZB	(B)	A	B	C	D	E	F	1704-		
	8-97468-497-0		1	7600210-D17YZ	(A)	A	B	C	D	E	F	1704-		
59	--- Sleeper support cover plate													
	1-75118-997-0		1		(B)				D			1704-		
	8-97468-498-0		2	5402351-D17YZ	(A)	A	B	C		E	F	1704-		
73	--- bolt													
	0-2805-0820-0		2	Q1840820	(A)	A	B	C		E	F	1704-		
					M8X20 reel									
	0-2845-0820-0		4	Q1840820	(B)				D			1704-		
					M8X20 reel									
84	--- Bracket													
	8-97432-426-0		4	8205211-D17YZ		A	B	C		E	F	1704-		
	8-98028-326-1		2	8204335-CYZ14	(C)				D			1704-		
	8-98042-152-0		4	8204336-CYZ14	(B)				D			1704-		
85	--- screw													
	5-09981-059-0		4	8204121-803	M5X20	A	B	C		E	F	1704-		
	5-09981-059-0		6	8204121-803	M5X20				D			1704-		
101	--- screw													
	1-73907-400-0		2			A	B	C		E	F	1704-		
130	--- Stop tube													
	8-97431-405-0		1	7602020-CYZ14	(B)				D			1704-		
	8-97433-583-0		2	5102053-D17YZ	(A)	A	B	C		E	F	1704-		
133	--- Lower bunk bed mattress-left													
	8-97434-083-0	L	1	7602110-D17YZ	(B)	A	B	C		E	F	1704-		
	8-97434-084-0	R	1	7602120-D17YZ	(A)	A	B	C		E	F	1704-		
134	--- Lower bunk bed board-left													
	8-97434-085-0	L	1	7603010-D17YZ	(B)	A	B	C		E	F	1704-		
	8-97434-086-0	R	1	7603020-D17YZ	(A)	A	B	C		E	F	1704-		
135	--- Fixing belt assembly													
			2	7600230-D17YZ		A	B	C		E	F	1704-		
136	--- Upper bunk cover assembly													
			1	7600250-D17YZ		A	B	C		E	F	1704-		
137	--- Upper bunk foam assembly													
			1	7600240-D17YZ		A	B	C		E	F	1704-		
138	--- Upper bunk framework assembly													
			1	7600220-D17YZ		A	B	C		E	F	1704-		

8-01 Illuminating light; front, front side

Figure No.



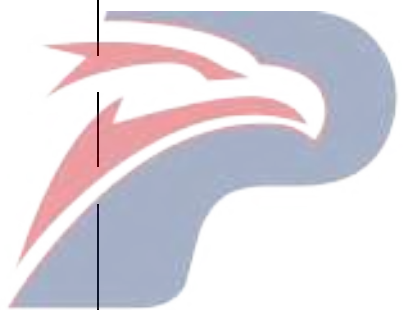


POWERSTAR

8-01		Illuminating light; front, front side											
Figure No.													
Index No.	Recommended grade/part name										Date of application	I T C	
	Part No.	L R	Q t y .	Qingling part No.	Remarks	Model applied							
						EXR 6W 420 -Height	EXR 6W 460 -Height	EXR 6U 380 -Height	EXZ 6U 380 height/reference	EXZ 6W 420 height			EXZ 6W 460 height
A	B	C	D	E	F								
1	Left front headlight assembly												
	8-98241-314-0	R	1	3712080-CYZ14		A	B	C	D	E	F	1704-	
	8-98241-315-0	L	1	3712070-CYZ14		A	B	C	D	E	F	1704-	
4	Headlight device												
	8-98199-568-0	R	1			A	B	C	D	E	F	1704-	
	8-98199-569-0	L	1			A	B	C	D	E	F	1704-	
5	Headlight bulb												
	1-82194-042-0		1		(B) 24V 5W	A	B	C	D	E	F	1704-	
	1-82194-042-0		1		24V 5W	A	B	C	D	E	F	1704-	
	1-82194-063-0		1		(A) 24V 75/70W	A	B	C	D	E	F	1704-	
	1-82194-063-0		1		(A) 24V 75/70W	A	B	C	D	E	F	1704-	
7	nut												
	0-9118-0106-0		4	Q32006	M6 reel	A	B	C	D	E	F	1704-	
16	Left support assembly-front headlight installation												
	8-97432-205-0	R	1	3711340-D17YZ	(A)	A	B	C	D	E	F	1704-	
	8-97640-842-7	L	1	3711330-D17YZ	(A)	A	B	C	D	E	F	1704-	
	8-98305-297-1	R	1	2803055-D17YZ	(B)	A	B	C	D	E	F	1704-	
	8-98305-298-1	L	1	2803056-D17YZ	(B)	A	B	C	D	E	F	1704-	
20	Front headlight screw												
	8-97378-871-0		3			A	B	C	D	E	F	1704-	
	8-97378-871-0		3			A	B	C	D	E	F	1704-	
23	Headlight bulb cover												
	8-97232-491-0		1			A	B	C	D	E	F	1704-	
	8-97232-491-0		1			A	B	C	D	E	F	1704-	
28	bolt												
	0-2805-1230-0		6	Q1841230(P=1.25)	M12X30 reel	A	B	C	D	E	F	1704-	
60	Left front marker light assembly												
	8-98238-625-0	R	1	3712020-CYZ14		A	B	C	D	E	F	1704-	
	8-98238-626-0	L	1	3712010-CYZ14		A	B	C	D	E	F	1704-	
67	Front combination light's gasket												
	8-98238-656-0		1			A	B	C	D	E	F	1704-	
	8-98238-656-0		1			A	B	C	D	E	F	1704-	
68	Rear combination light's bulb												
	1-82194-106-0		1		(A) 24V 70W	A	B	C	D	E	F	1704-	
	1-82194-106-0		1		(A) 24V 70W	A	B	C	D	E	F	1704-	
	8-98051-495-0		1		(B) 24V 21W	A	B	C	D	E	F	1704-	
	8-98051-495-0		1		(B) 24V 21W	A	B	C	D	E	F	1704-	
73	bolt												
	0-2805-1020-0		4	Q1841020(P=1.25)	M10X20 ¹⁵⁶ reel	A	B	C	D	E	F	1704-	

8-01		Illuminating light; front, front side																			
Figure No.																					
Index No.	Recommended grade/part name										Date of application	I T C									
	Part No.	L	Q t y .	Qingling part No.	Remarks	Model applied															
						EXR 6W 420 -Height	EXR 6W 460 -Height	EXR 6U 380 -Height	EXZ 6U 380 height/reference	EXZ 6W 420 height			EXZ 6W 460 height								
A	B	C	D	E	F																
75	--- bolt																				
	0-2865-0616-0		4	Q1840616	(A)	A	B	C	D	E	F	1704-									
	0-7436-0516-0		6	8101318-117/C	(B)	A	B	C	D	E	F	1704-									
	8-98074-439-0		1		(C)	A	B	C	D	E	F	1704-									
	8-98074-439-0		1		(C)	A	B	C	D	E	F	1704-									
91	--- Side turn light																				
	8-98051-495-0		1		24V 21W	A	B	C	D	E	F	1704-									
	8-98051-495-0		1		24V 21W	A	B	C	D	E	F	1704-									
162	--- Rubber pad--front headlight																				
	1-82117-086-0		8	3712071-CYZ14		A	B	C	D	E	F	1704-									
175	--- nut																				
	0-9118-0108-0		16	Q32008	M8 reel	A	B	C	D	E	F	1704-									
256	--- Left top marker light																				
	8-97432-312-0	R	1	3731020-D17YZ		A	B	C	D	E	F	1704-									
	8-97432-313-0	L	1	3731010-D17YZ		A	B	C	D	E	F	1704-									
272	--- Internal support--left and front marker light																				
	8-98051-934-0	R	1	3712022-CYZ14	(A)	A	B	C	D	E	F	1704-									
	8-98051-935-0	L	1	3712011-CYZ14	(A)	A	B	C	D	E	F	1704-									
	8-98051-937-0	R	1	3712024-CYZ14	(B)	A	B	C	D	E	F	1704-									
	8-98051-938-0	L	1	3712013-CYZ14	(B)	A	B	C	D	E	F	1704-									
304	--- Front combination light socket screw plug																				
	8-98051-390-0		1			A	B	C	D	E	F	1704-									
	8-98051-390-0		1			A	B	C	D	E	F	1704-									
305	--- Front combination light's cover																				
	8-98240-559-0		1			A	B	C	D	E	F	1704-									
	8-98240-559-0		1			A	B	C	D	E	F	1704-									
327	--- Left turn signal assembly																				
	8-97410-180-4	R	1	3712060-CYZ14		A	B	C	D	E	F	1704-									
	8-97410-181-3	L	1	3712050-CYZ14		A	B	C	D	E	F	1704-									
338	--- Headlight leveling device																				
	8-98010-256-0		1			A	B	C	D	E	F	1704-									
	8-98010-256-0		1			A	B	C	D	E	F	1704-									
339	--- Leveling washer																				
	1-86830-158-0		1			A	B	C	D	E	F	1704-									
	1-86830-158-0		1			A	B	C	D	E	F	1704-									
378	--- nut																				
	0-9118-0106-0		4	Q32006	M6 reel	A	B	C	D	E	F	1704-									
382	--- Front headlight socket screw plug																				
	8-98225-685-0		1			A	B	C	D	E	F	1704-									
	8-98225-685-0		1			A	B	C	D	E	F	1704-									
408	--- Headlight vent hole cover																				
	8-97378-874-0		1			A	B	C	D	E	F	1704-									
	8-97378-874-0		1			A	B	C	D	E	F	1704-									

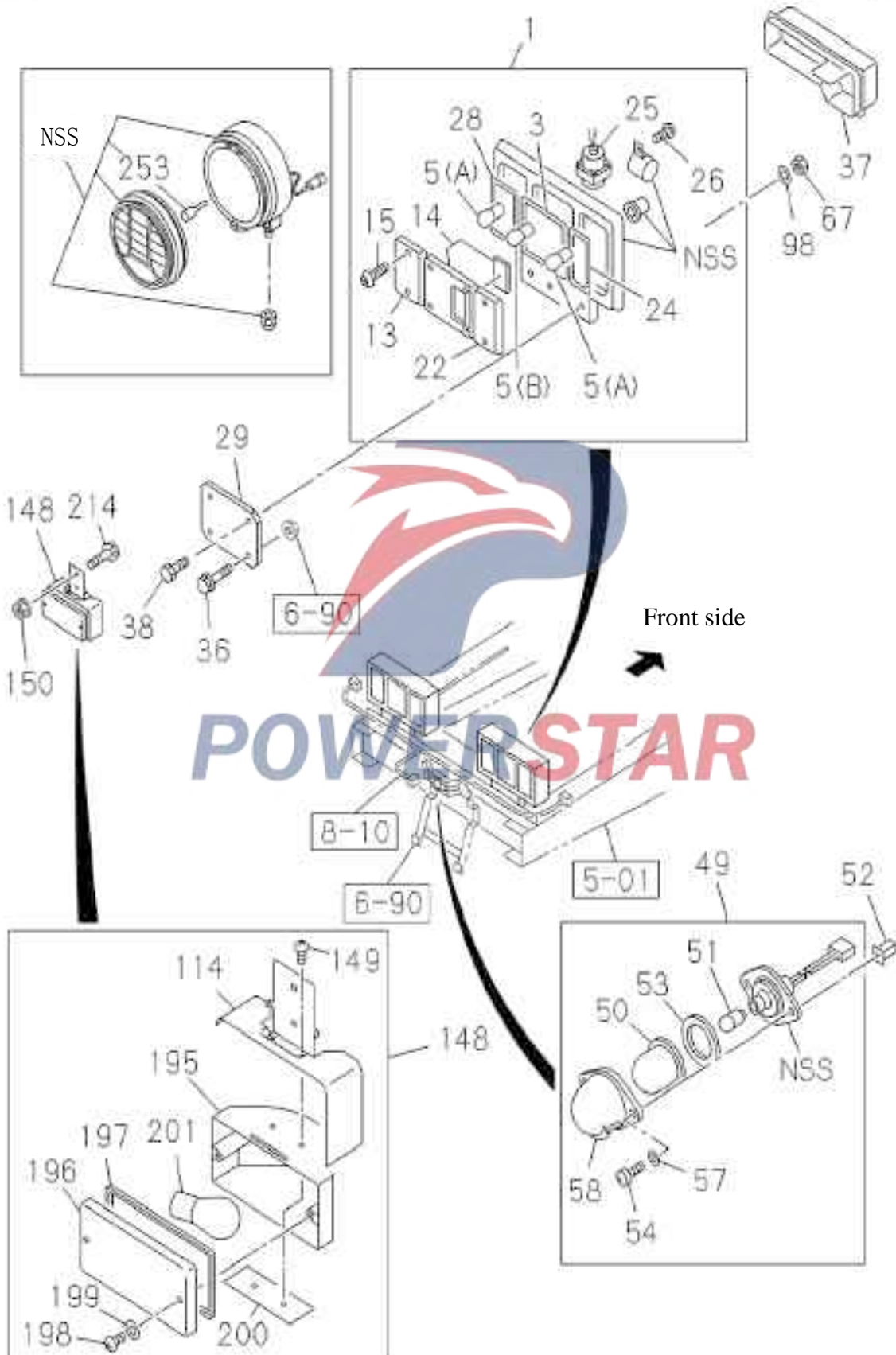
8-01		Illuminating light; front, front side												
Figure No.														
Index No.	Recommended grade/part name										Date of application	I T C		
	Part No.	L R	Q t y .	Qingling part No.	Remarks	Model applied								
						EXR 6W 420 -Height	EXR 6W 460 -Height	EXR 6U 380 -Height	EXZ 6U 380 height/reference	EXZ 6W 420 height			EXZ 6W 460 height	
A	B	C	D	E	F									
420	---	Front headlight bulb spring												
		8-98218-601-0		1			A	B	C	D	E	F	1704-	
		8-98218-601-0		1			A	B	C	D	E	F	1704-	
427	---	nut												
		0-9118-0106-0		2	Q32006	M6 reel	A	B	C	D	E	F	1704-	
437	---	Side-rotating socket												
		8-98051-390-0		1			A	B	C	D	E	F	1704-	
		8-98051-390-0		1			A	B	C	D	E	F	1704-	
438	---	Front combination light's vent hole cover												
		8-97378-874-0		1			A	B	C	D	E	F	1704-	
		8-97378-874-0		1			A	B	C	D	E	F	1704-	
439	---	Rear combination light's spring package												
		8-98075-644-0		1			A	B	C	D	E	F	1704-	
		8-98075-644-0		1			A	B	C	D	E	F	1704-	
457	---	Headlight handle												
		8-98241-354-0		1			A	B	C	D	E	F	1704-	
		8-98241-354-0		1			A	B	C	D	E	F	1704-	



POWERSTAR

8-03 Illuminating light; rear, rear side

Figure No.



8-03

Illuminating light; rear, rear side

Figure No.

Index No.	Recommended grade/part name					Model applied						Date of application	I T C	
	Part No.	L R	Q t y .	Qingling part No.	Remarks	EXR 6W 420-Height	EXR 6W 460-Height	EXR 6U 380-Height	EXZ 6U 380 height/reference	EXZ 6W 420 height	EXZ 6W 460 height			
						A	B	C	D	E	F			
						A	B	C	D	E	F			
1	--- Rear combination light assembly													
	1-82230-208-0	R	1	3773020-P301		A	B	C	D	E	F	1704-		
	1-82230-209-0	L	1	3773010-P301		A	B	C	D	E	F	1704-		
3	--- Rear combination light gasket													
	8-94257-505-0		1			A	B	C	D	E	F	1704-		
	8-94257-505-0		1			A	B	C	D	E	F	1704-		
5	--- Rear combination light's bulb													
	1-82194-036-0		2	(A) 24V 21W		A	B	C	D	E	F	1704-		
	1-82194-036-0		2	(A) 24V 21W		A	B	C	D	E	F	1704-		
	1-82194-038-0		1	(B) 24V 21/5W		A	B	C	D	E	F	1704-		
	1-82194-038-0		1	(B) 24V 21/5W		A	B	C	D	E	F	1704-		
13	--- Turn signal glass													
	8-94174-638-0	R	1			A	B	C	D	E	F	1704-		
	8-94174-639-0	L	1	Inner diameter=8.4 Outer diameter =22		A	B	C	D	E	F	1704-		
14	--- Rear combination light's tail and brake light glasses													
	8-94178-624-0	R	1			A	B	C	D	E	F	1704-		
	8-94178-625-0	L	1			A	B	C	D	E	F	1704-		
15	--- Rear combination light screw													
	0-7119-0420-0		8	M4X20		A	B	C	D	E	F	1704-		
	0-7119-0420-0		8	M4X20		A	B	C	D	E	F	1704-		
22	--- Rear combination light's spare glass													
	8-94257-512-1		1	Definite		A	B	C	D	E	F	1704-		
	8-94257-512-1		1	Definite		A	B	C	D	E	F	1704-		
24	--- Tail light washer													
	8-94257-506-0		1			A	B	C	D	E	F	1704-		
	8-94257-506-0		1			A	B	C	D	E	F	1704-		
25	--- Rear horn assembly													
	8-94257-518-0		1			A	B	C	D	E	F	1704-		
26	--- Rear horn screw													
	9-0707-6412-0		2	M4X12		A	B	C	D	E	F	1704-		
	9-0707-6414-0		1	M4X14		A	B	C	D	E	F	1704-		
28	--- Turn signal washer													
	8-94257-507-0		1			A	B	C	D	E	F	1704-		
	8-94257-507-0		1			A	B	C	D	E	F	1704-		
29	--- Cross beam													
	1-53178-016-1		1	3773112-D17YZ		A	B	C	D	E	F	1704-		
36	--- bolt													
	0-2865-1040-0		2	Q1841040(P=1.25)M10X40 reel		A	B	C	D	E	F	1704-		
37	--- Rear--rear combination light													
	1-82239-007-0	R	1	3773051-P301		A	B	C	D	E	F	1704-		
	1-82239-008-0	L	1	3773052-P301		A	B	C	D	E	F	1704-		
38	--- bolt													
	0-5064-0630-0		6	M6X30 ¹⁶⁰		A	B	C	D	E	F	1704-		

8-03		Illuminating light; rear, rear side																			
Figure No.																					
Index No.	Recommended grade/part name										Date of application	I T C									
	Part No.	L R	Q t y .	Qingling part No.	Remarks	Model applied															
						EXR 6W 420 -Height	EXR 6W 460 -Height	EXR 6U 380 -Height	EXZ 6U 380 height/reference	EXZ 6W 420 height			EXZ 6W 460 height								
A	B	C	D	E	F																
49	License plate light assembly																				
	1-82120-024-1		1		24V 10W	A	B	C	D	E	F	1704-									
	1-82120-024-1		1	3717010-117	24V 10W	A	B	C	D	E	F	1704-									
50	License plate light glass																				
	1-82235-006-0		1			A	B	C	D	E	F	1704-									
51	License plate light bulb																				
	1-82194-037-0		1		24V 10W	A	B	C	D	E	F	1704-									
52	Washer nut																				
	8-94275-946-0		2	6201401-26	D=7.8X7.8 L=18 M5	A	B	C	D	E	F	1704-									
53	License plate light washer																				
	1-82126-005-0		1			A	B	C	D	E	F	1704-									
54	License plate light screw																				
	1-82129-007-0		2		M5X20	A	B	C	D	E	F	1704-									
57	License plate's flat washer																				
	1-82129-008-0		2			A	B	C	D	E	F	1704-									
58	License plate light cover																				
	1-82129-005-0		1			A	B	C	D	E	F	1704-									
67	nut																				
	0-9111-0506-0		6	Q340B06	M6	A	B	C	D	E	F	1704-									
98	washer																				
	0-9161-0706-0		6	Q40106	Inner diameter=6.4 Outer diameter =18	A	B	C	D	E	F	1704-									
114	Rear fog light bracket																				
	8-97108-583-0		1			A	B	C	D	E	F	1704-									
148	Fog light assembly																				
	1-82110-477-0		1	3732010-113		A	B	C	D	E	F	1704-									
	1-82110-477-0		1	3732010-113		A	B	C	D	E	F	1704-									
149	Screws connecting body lights and brackets																				
	8-94336-372-0		2			A	B	C	D	E	F	1704-									
150	nut																				
	5-09440-004-0		1	Q33006	M6 reel	A	B	C	D	E	F	1704-									
195	Rear fog light assembly																				
	8-94336-322-0		1			A	B	C	D	E	F	1704-									
196	Rear fog light glass																				
	8-94336-325-0		1			A	B	C	D	E	F	1704-									
197	Rear fog light gasket																				
	8-94336-324-0		1			A	B	C	D	E	F	1704-									
198	Screws connecting mirrors and vehicle body																				
	0-7119-0416-0		2			A	B	C	D	E	F	1704-									
199	Rear fog light glass gasket																				
	8-94336-326-0		2			A	B	C	D	E	F	1704-									
200	Rear fog light fixing plate																				
	8-94336-323-0		1			A	B	C	D	E	F	1704-									

8-03 Illuminating light; rear, rear side

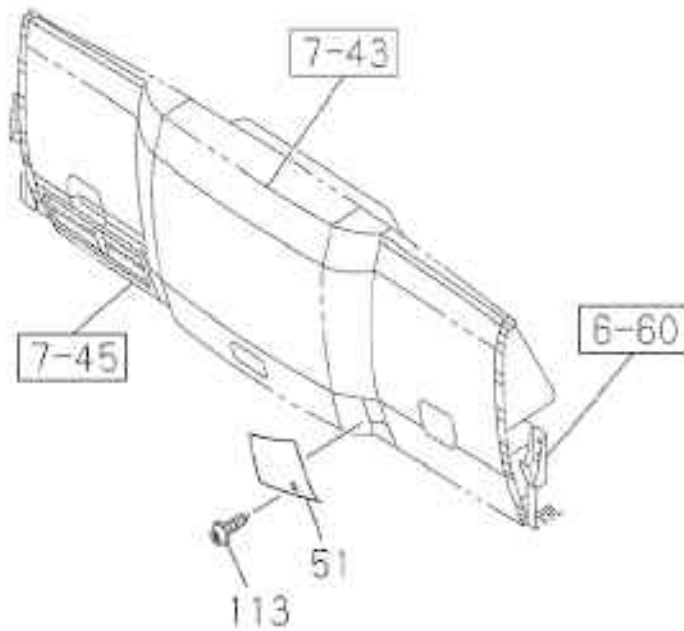
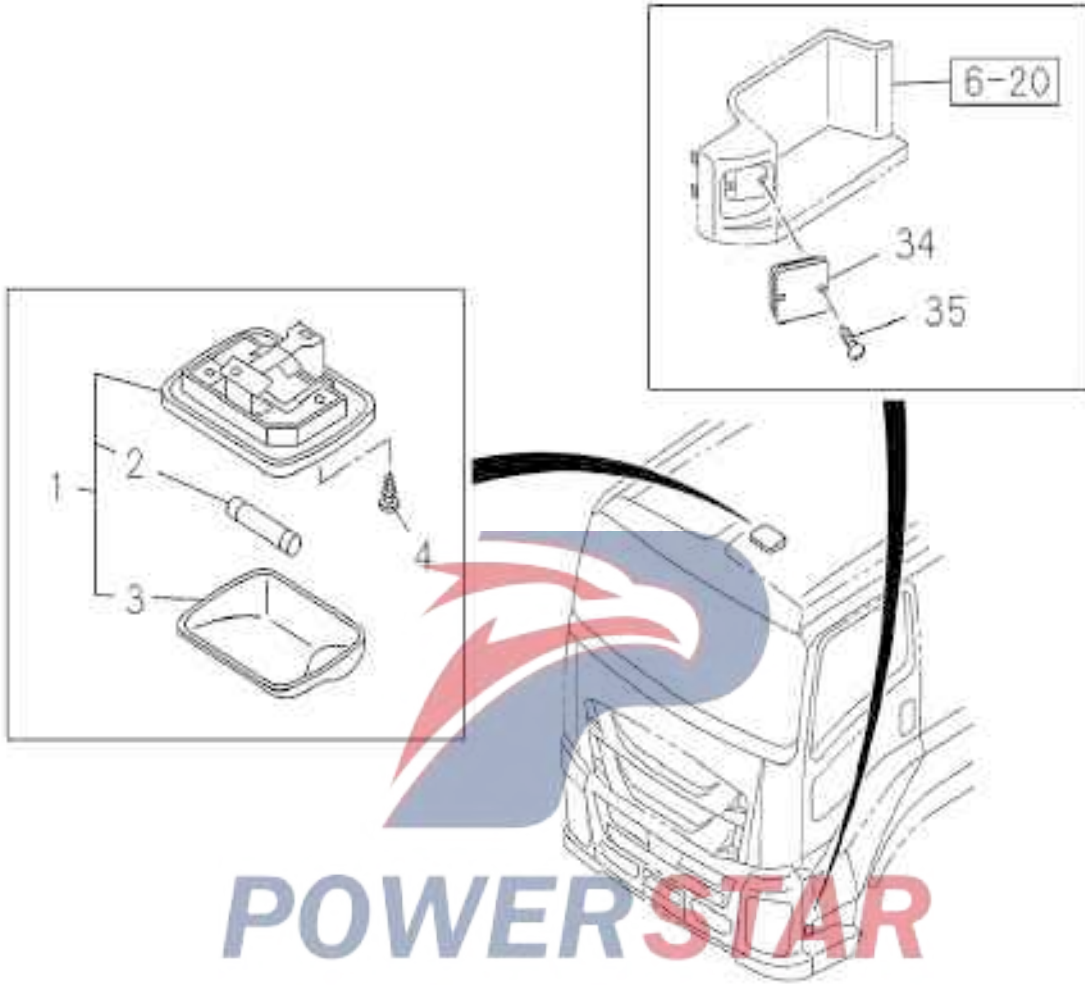
Figure No.

Index No.	Recommended grade/part name						Model applied						Date of application	I T C
	Part No.	L R	Q t y .	Qingling part No.	Remarks	EXR 6W 420 -Height	EXR 6W 460 -Height	EXR 6U 380 -Height	EXZ 6U 380 height/reference	EXZ 6W 420 height	EXZ 6W 460 height			
						A	B	C	D	E	F			
201	Rear fog light bulb 1-82194-036-0		1		24V 21W	A	B	C	D	E	F	1704-		
214	bolt 0-2865-0620-0		1	Q1840620	M6X20 reel	A	B	C	D	E	F	1704-		
253	Bulb 1-82194-087-0		1		24V 70W	A	B	C	D	E	F	1704-		



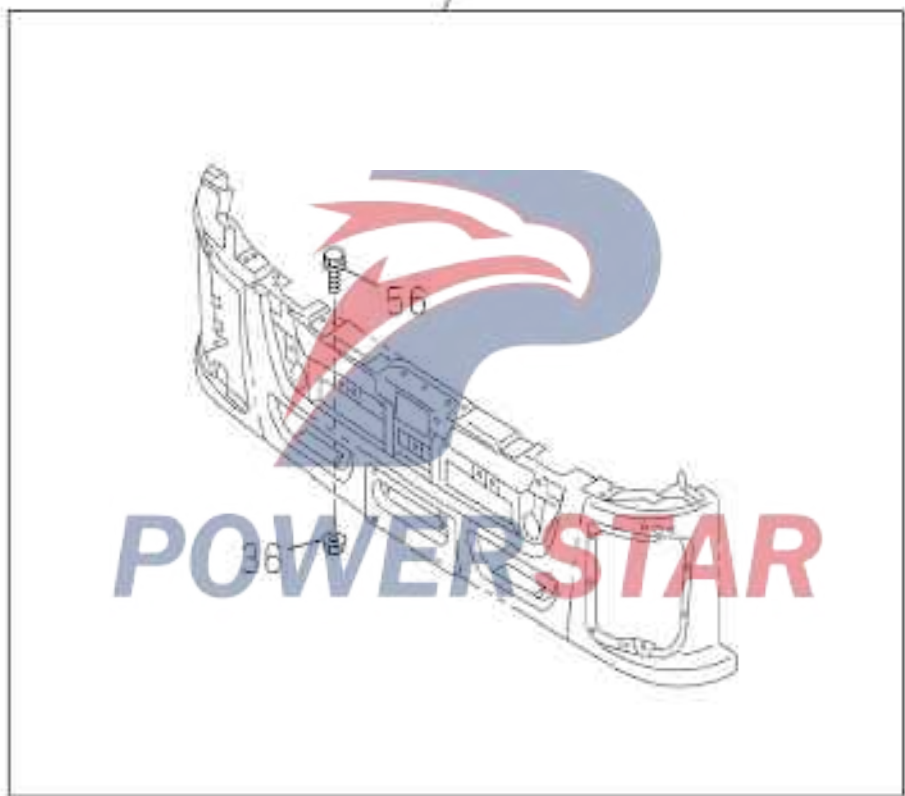
8-05 Interior lighting lamp

Figure No.




8-05		Interior lighting lamp											
Figure No.													
Index No.	Recommended grade/part name										Date of application	I T C	
	Part No.	L R	Q t y .	Qingling part No.	Remarks	Model applied							
						EXR 6W 420 -Height	EXR 6W 460 -Height	EXR 6U 380 -Height	EXZ 6U 380 height/reference	EXZ 6W 420 height			EXZ 6W 460 height
						A	B	C	D	E			F
1 ---	Interior light assembly 8-98013-421-3		1	3714030-P301					D			1704-	
2 ---	Interior light glass 5-82194-030-0		1		24V 10W				D			1704-	
3 ---	Interior light glass 8-98047-272-0		1						D			1704-	
4 ---	screw 8-98075-766-0		2	3714038-CYZ14	M5X14				D			1704-	
34 ---	cover 8-98089-568-0		2	4114011-D34EZ					D			1704-	
35 ---	screw 0-7436-0420-0		4	8101317-117/C	M4X20				D			1704-	
51 ---	Indoor lamp 8-97432-415-0	L	1	3714030-D17YZ		A	B	C		E	F	1704-	
	8-97432-416-0	R	1	3714040-D17YZ		A	B	C		E	F	1704-	
113 ---	screw 0-7109-0520-0		8	Q2715519	M5X20 Inner diameter=8.4 Outer diameter =22	A	B	C		E	F	1704-	

6-01



8-08		HEAD LAMP WASHER											
Figure No.													
Index No.	Recommended grade/part name										Date of application	I T C	
	Part No.	L R	Q t y .	Qingling part No.	Remarks	Model applied							
						EXR 6W 420 -Height	EXR 6W 460 -Height	EXR 6U 380 -Height	EXZ 6U 380 height/reference	EXZ 6W 420 height			EXZ 6W 460 height
A	B	C	D	E	F								
36	nut 0-9118-0106-0		1	Q32006	M6 reel	A	B	C	D	E	F	1704-	
56	bolt 0-2865-0620-0		1	Q1840620	M6X20 reel	A	B	C	D	E	F	1704-	

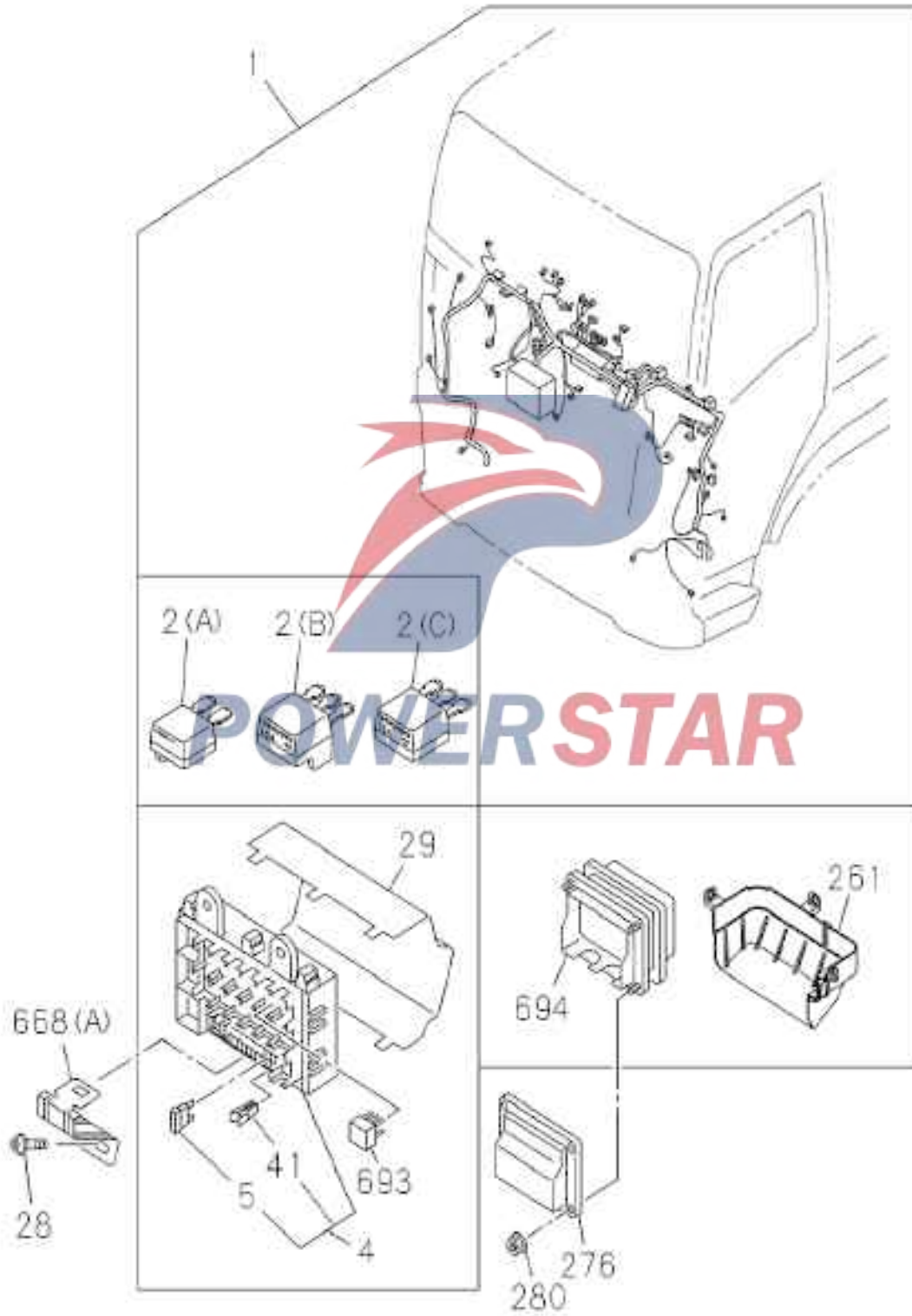


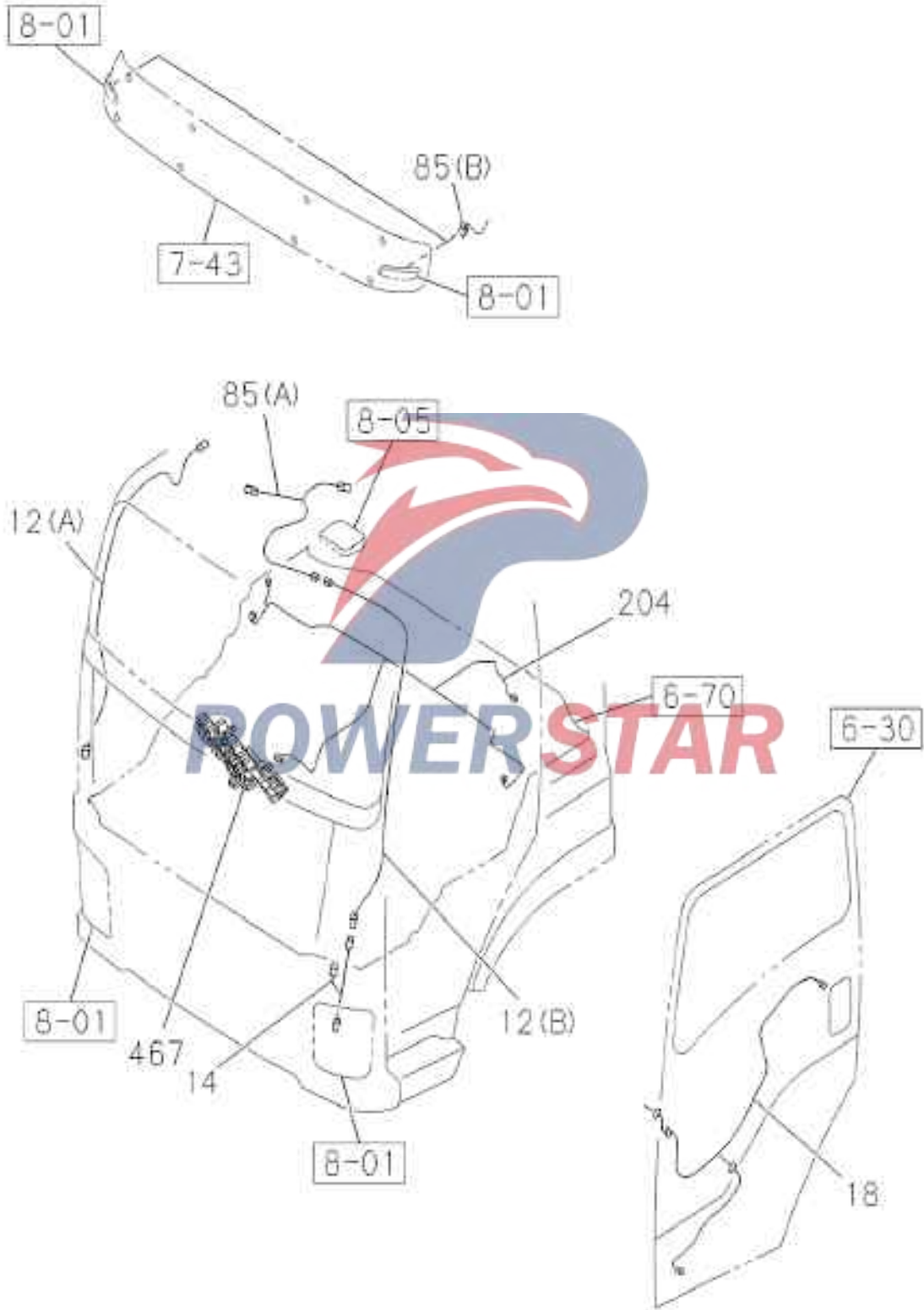
Inner diameter=8.4 Outer diameter =22

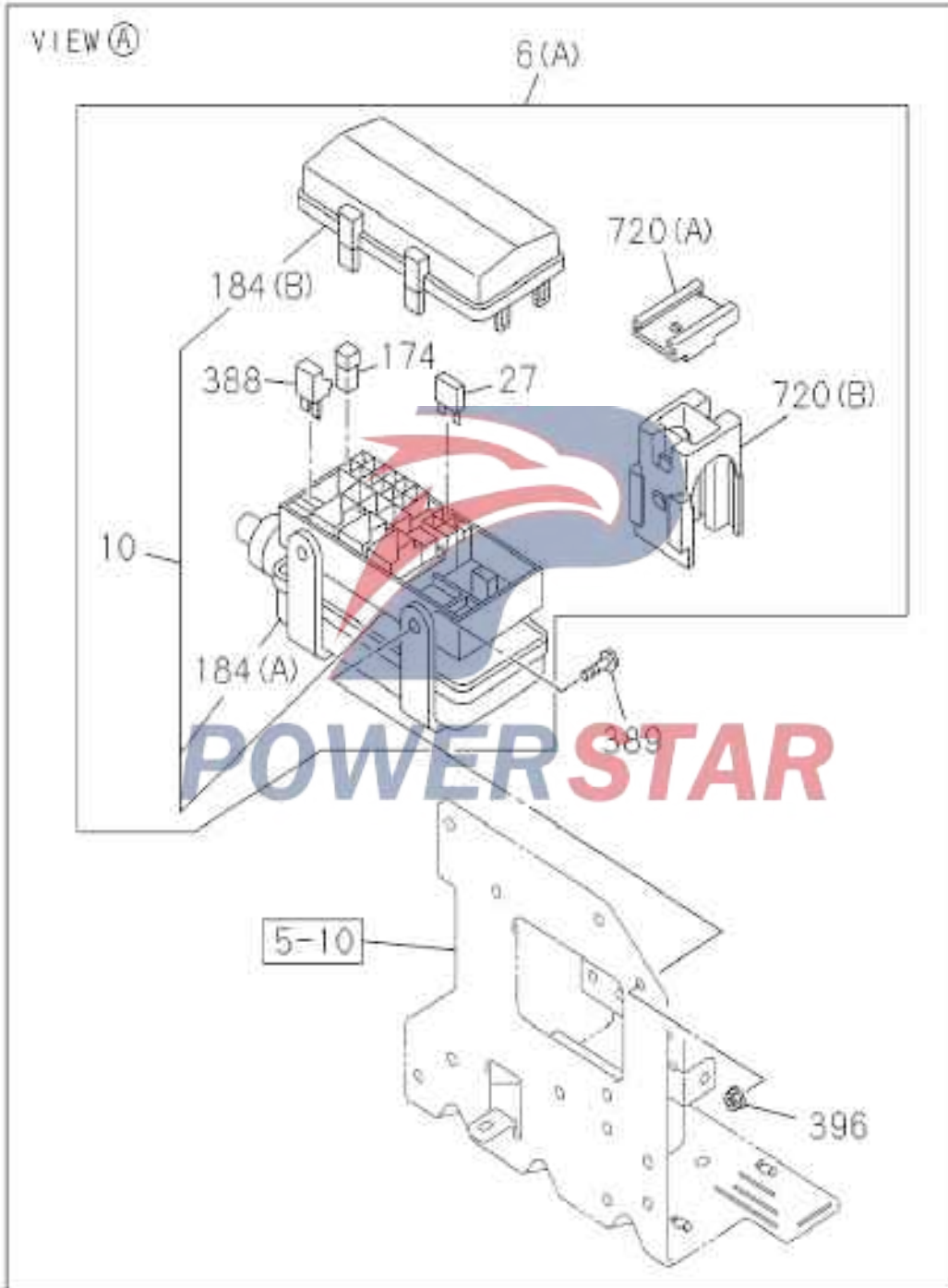
POWERSTAR

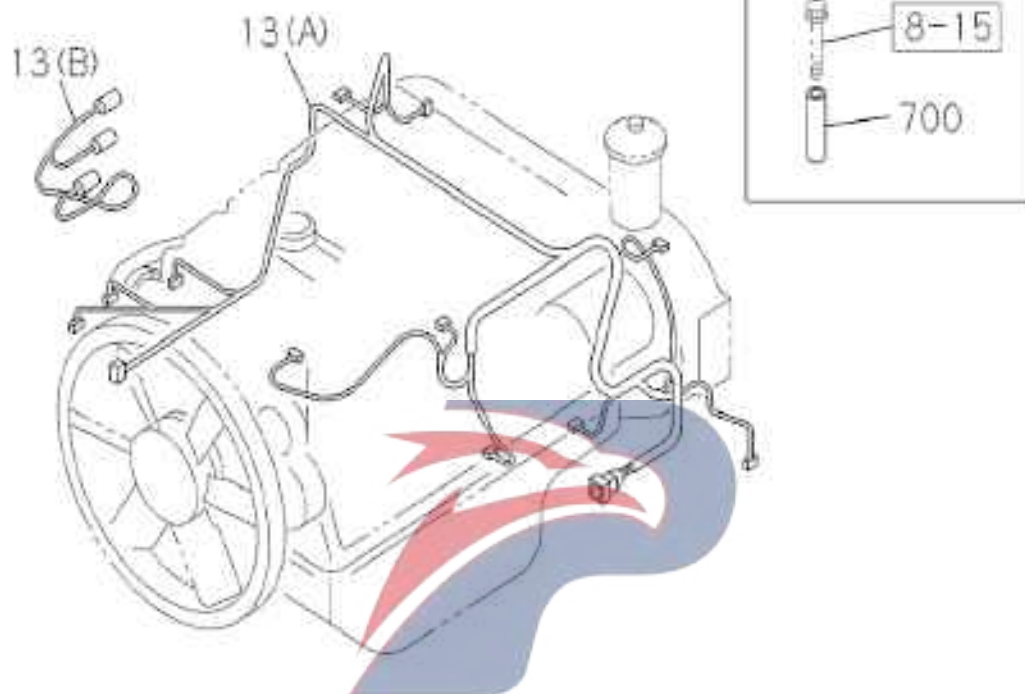
8-10 Wiring harness and fuse

Figure No.

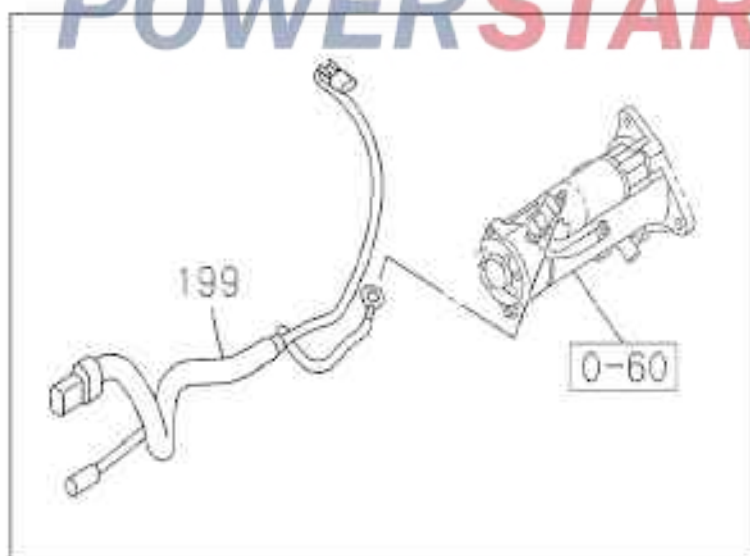


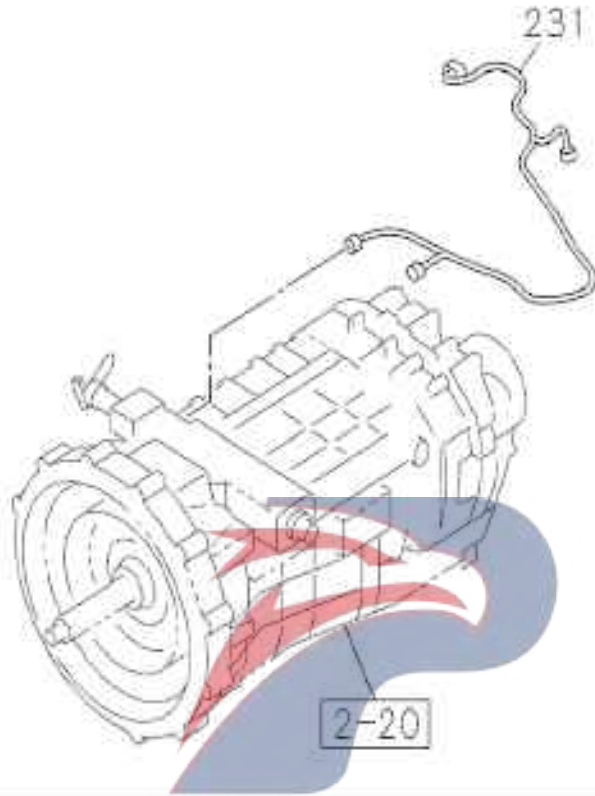




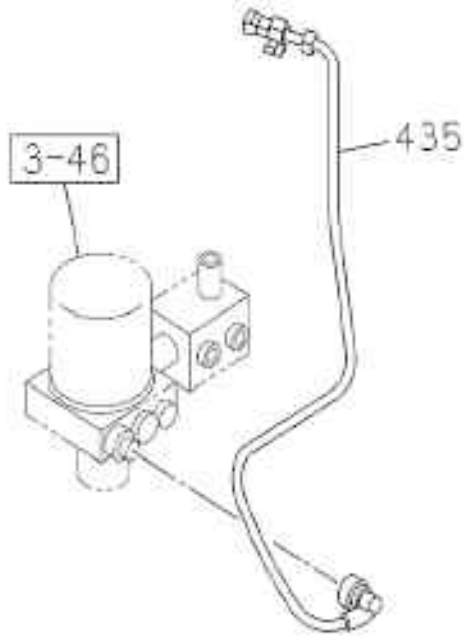


POWERSTAR



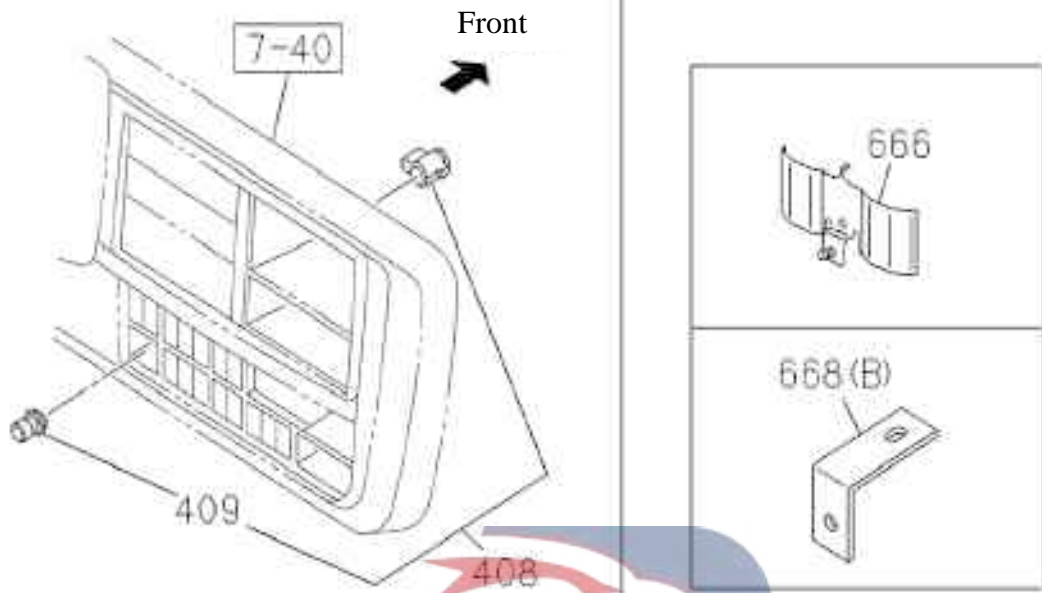


POWERSTAR



8-10 Wiring harness and fuse

Figure No.



	M6X16	M8X20
KEY NO.	267(A)	267(B)

	M6X20
KEY NO.	419

	M8
KEY NO.	290

	L=140
KEY NO.	541

	ID=18-24 L=18
KEY NO.	533

Index No.	Recommended grade/part name						Date of application	I T C						
	Part No.	L R	Q t y .	Qingling part No.	Remarks	Model applied								
						EXR 6W 420 -Height			EXR 6W 460 -Height	EXR 6U 380 -Height	EXZ 6U 380 height/reference	EXZ 6W 420 height	EXZ 6W 460 height	
A	B	C	D	E	F									
1	Wiring harness assembly 8-98486-127-0		1	4611260-D17YZ			A	B	C	D	E	F	1704-	
2	Diode cable harness 8-94416-438-1		2		(B) Black 3P-1.5A		A	B	C	D	E	F	1704-	
	8-94422-639-1		1		(A) Black 2P-1.5A		A	B	C	D	E	F	1704-	
	8-94422-640-1		1		(C) Black 3P-1.5A		A	B	C	D	E	F	1704-	
4	Harness fuse box assembly 8-98065-666-0		1				A	B	C	D	E	F	1704-	
5	Dashboard harness fuse 8-98054-257-0		1		10A Red		A	B	C	D	E	F	1704-	
	8-98054-258-0	AR			15A Blue		A	B	C	D	E	F	1704-	
	8-98054-259-0	AR			20A yellow		A	B	C	D	E	F	1704-	
	8-98062-982-0	AR			25A White		A	B	C	D	E	F	1704-	
6	Harness 8-97433-737-0		1	3724390-D34EZ	(A) (Wiring harnesses - front frame segment)						E	F	1704-	
			1	3724390-D16YR	(A) (Wiring harnesses - front frame segment)		A	B					1704-	
			1	3724390-D26YR	(A) wheelbase (3900) (Wiring harnesses - front frame segment)		A						1704-	
	8-97433-739-0		1	3724390-D15EH	(A) (Wiring harnesses - front frame segment)					D			1704-	
	8-97433-741-0		1	3724510-D17YZ	(A) (Wiring harnesses - front frame segment)				C				1704-	
	8-97433-749-0		1	3724060-D17YZ	(B) (Harness - gantry)		A	B	C		E	F	1704-	
	8-97433-751-0		1	3724170-D34EZ	(C)				C	D			1704-	
	8-97433-753-0		1	3724670-D17YZ	(C)		A	B			E	F	1704-	
9	Harness 8-97433-745-0		1	3724030-D34EZ						D	E	F	1704-	
	8-97433-746-0		1	3724030-D17YZ			A	B	C				1704-	
			1	3724030-D26YR	Wheel base (3900)		A						1704-	
10	Wiring harness's fuse box 8-98030-762-0		1				A	B			E	F	1704-	
	8-98030-762-0		1							D			1704-	
	8-98030-762-0		1						C				1704-	
	8-98030-762-0		1										1704-	
12	Wiring harness assembly 8-97432-819-0		1	4611220-D17YZ	(B) (Wiring harnesses - roof)		A	B	C		E	F	1704-	
	8-97432-820-0		1	4611230-D17YZ	(A) (Wiring harnesses - roof)		A	B	C		E	F	1704-	
	8-98085-336-1		1	3724060-CYZ14	(A)For type II chassis (Wiring harnesses - roof)					D			1704-	

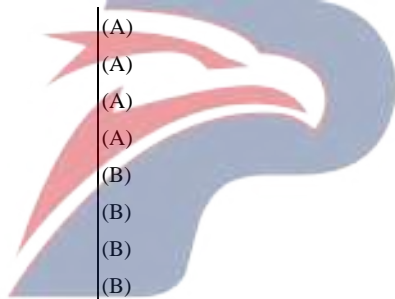
8-10		Wiring harness and fuse											
Figure No.													
Index No.	Recommended grade/part name										Date of application	I T C	
	Part No.	L R	Q t y .	Qingling part No.	Remarks	Model applied							
						EXR 6W 420 -Height	EXR 6W 460 -Height	EXR 6U 380 -Height	EXZ 6U 380 height/reference	EXZ 6W 420 height			EXZ 6W 460 height
A						B	C	D	E	F			
13	---	Engine wiring harness											
			1	3701062-D17YZ	(B)	A	B			E	F	1704-	
			1	3701044-D15YR	(B)			C	D			1704-	
			1	3701043-D15YR	(A)			C	D			1704-	
			1	3701043-D17YZ	(A)	A	B			E	F	1704-	
14	---	Harness											
			1	4611120-D17YZ		A	B	C		E	F	1704-	
			1	4611120-D17YZ		A	B	C		E	F	1704-	
			2	3724010-D17YZ		A	B	C	D	E	F	1704-	
18	---	Wiring harness assembly											
		R	1	4611130-D17YZ		A	B	C	D	E	F	1704-	
		L	1	4611140-D17YZ		A	B	C	D	E	F	1704-	
27	---	Fuse, 10A											
			3	10A Red		A	B			E	F	1704-	
			3	10A Red					D			1704-	
			3	10A Red				C				1704-	
			3	10A Red								1704-	
			2	15A Blue		A	B			E	F	1704-	
			2	15A Blue					D			1704-	
			2	15A Blue				C				1704-	
			2	15A Blue								1704-	
			1	20A yellow		A	B			E	F	1704-	
			1	20A yellow					D			1704-	
			1	20A yellow				C				1704-	
			1	20A yellow								1704-	
			1	25A White					D			1704-	
			1	25A White				C				1704-	
			1	25A White								1704-	
28	---	bolt											
			2	5002991-P301	M6X16	A	B	C	D	E	F	1704-	
29	---	Fuse box cover											
			1			A	B	C	D	E	F	1704-	
41	---	Fuse puller											
			1			A	B	C	D	E	F	1704-	
85	---	Wiring harness assembly											
			2	4611210-D17YZ	(B)	A	B	C		E	F	1704-	
			2	4611210-D34EZ	(A)				D			1704-	
148	---	Harness											
			1	3724590-D17YZ		A	B	C	D	E	F	1704-	

Index No.	Recommended grade/part name				Model applied						Date of application	I T C		
	Part No.	L R	Q t y .	Qingling part No.	Remarks	EXR 6W 420 -Height	EXR 6W 460 -Height	EXR 6U 380 -Height	EXZ 6U 380 height/reference	EXZ 6W 420 height			EXZ 6W 460 height	
						A	B	C	D	E			F	
174	--- Slow-fusing fuse, 30A													
	8-94468-671-1		1		80A Black	A	B			E	F	1704-		
	8-94468-671-1		1		80A Black				D			1704-		
	8-94468-671-1		1		80A Black			C				1704-		
	8-94468-671-1		1		80A Black							1704-		
	8-98062-982-0		1		25A White	A	B			E	F	1704-		
	8-98079-191-0		2		30A Pink	A	B			E	F	1704-		
	8-98079-191-0		2		30A Pink				D			1704-		
	8-98079-191-0		2		30A Pink			C				1704-		
	8-98079-191-0		2		30A Pink							1704-		
	8-98079-192-0		2		40A green	A	B			E	F	1704-		
	8-98079-192-0		2		40A green				D			1704-		
	8-98079-192-0		2		40A green			C				1704-		
	8-98079-192-0		2		40A green							1704-		
	8-98079-193-0		3		50A Red	A	B			E	F	1704-		
	8-98079-193-0		3		50A Red				D			1704-		
	8-98079-193-0		3		50A Red			C				1704-		
	8-98079-193-0		3		50A Red							1704-		
	8-98079-194-0		2		60A yellow	A	B			E	F	1704-		
	8-98079-194-0		2		60A yellow				D			1704-		
	8-98079-194-0		2		60A yellow			C				1704-		
	8-98079-194-0		2		60A yellow							1704-		
184	--- Relay box cover and fuse box cover													
	8-98030-766-0		1		(A)	A	B			E	F	1704-		
	8-98030-766-0		1		(A)				D			1704-		
	8-98030-766-0		1		(A)			C				1704-		
	8-98030-766-0		1		(A)							1704-		
	8-98030-767-1		1		(B)	A	B			E	F	1704-		
	8-98030-767-1		1		(B)				D			1704-		
	8-98030-767-1		1		(B)			C				1704-		
	8-98030-767-1		1		(B)							1704-		
199	--- Harness													
	8-97433-735-0		1	3724610-D15YR				C	D			1704-		
	8-97433-736-0		1	3724610-D17YZ		A	B			E	F	1704-		
204	--- Wiring harness assembly													
	8-97432-765-0		1	4611110-D34EZ	Type II chassis				D			1704-		
	8-97432-766-0		1	4611110-D17YZ	Tractor	A	B	C		E	F	1704-		
218	--- Jumper wire													
	1-82659-198-3		1	3802050-D17YZ	L=5500	A	B		D	E	F	1704-		
	8-97433-826-0		1	3802070-D15YR				C				1704-		
231	--- Harness													
	8-97433-747-0		1	3724040-D34EZ		A	B	C	D	E	F	1704-		
261	--- Junction box cover													
	8-98065-986-1		1			A	B	C	D	E	F	1704-		

8-10		Wiring harness and fuse											
Figure No.													
Index No.	Recommended grade/part name										Date of application	I T C	
	Part No.	L R	Q t y .	Qingling part No.	Remarks	Model applied							
						EXR 6W 420 -Height	EXR 6W 460 -Height	EXR 6U 380 -Height	EXZ 6U 380 height/reference	EXZ 6W 420 height			EXZ 6W 460 height
A	B	C	D	E	F								
267	--- bolt 0-2865-0616-0		1	Q1840616	(A) M6X16 reel	A	B	C	D	E	F	1704-	
	0-2865-0820-0		1	Q1840820	(B) M8X20 reel	A	B	C	D	E	F	1704-	
276	--- Junction box assembly -- vehicle body wiring harness connector 8-98034-039-1		1	3724150-CYZ14		A	B	C	D	E	F	1704-	
280	--- nut 0-9118-0106-0		4	Q32006	M6 reel	A	B	C	D	E	F	1704-	
290	--- nut 0-9118-0108-0		1	Q32008	M8 reel	A	B	C	D	E	F	1704-	
302	--- Wiring harness-cab tilting pump 8-97433-820-0		1	3724190-D17YZ					D			1704-	
388	--- Diode relay box 8-94422-639-1		2		Black 2P-1.5A	A	B			E	F	1704-	
	8-94422-639-1		2		Black 2P-1.5A				D			1704-	
	8-94422-639-1		2		Black 2P-1.5A			C				1704-	
	8-94422-639-1		2		Black 2P-1.5A							1704-	
389	--- bolt 1-09030-095-0		3	3724145-CYZ14	M8X30	A	B	C	D	E	F	1704-	
396	--- nut 0-9118-0108-0		2	Q32008	M8 reel	A	B	C	D	E	F	1704-	
408	--- Socket 8-98169-757-0		1	3714041-D17YZ		A	B	C		E	F	1704-	
	8-98169-757-0		1	3714041-D17YZ		A	B	C		E	F	1704-	
409	--- Rubber cover 8-98183-771-0		1			A	B	C		E	F	1704-	
419	--- Ground bolt 8-97086-824-0		1	3703143-D17YZ	M6X20	A	B	C	D	E	F	1704-	
435	--- Harness 8-97433-836-0		1	3724620-D17YZ		A	B	C	D	E	F	1704-	
467	--- Wiring harness assembly 8-97432-767-0		1	4611180-D17YZ		A	B	C	D	E	F	1704-	
	8-97432-767-0		1	4611180-D17YZ		A	B	C	D	E	F	1704-	
533	--- Binding tape 1-09709-294-0		2	3724121-CYZ14	Inner diameter=18-24 L=18	A	B	C	D	E	F	1704-	
541	--- Clamp piece 5-09707-031-1		1	3724551-803	L=140	A	B		D	E	F	1704-	
666	--- Support assembly 8-97642-415-2		1	5305250-D17YZ		A	B	C	D	E	F	1704-	
668	--- Bracket 8-97433-765-0		1	3724721-D17YZ	(B)	A	B	C	D	E	F	1704-	
	8-97642-321-1		1	5305261-D17YZ	(A)	A	B	C	D	E	F	1704-	

Figure No.

Index No.	Recommended grade/part name						Date of application	I T C					
	Part No.	L R	Q t y .	Qingling part No.	Remarks	Model applied							
						EXR 6W 420 -Height			EXR 6W 460 -Height	EXR 6U 380 -Height	EXZ 6U 380 height/reference	EXZ 6W 420 height	EXZ 6W 460 height
A	B	C	D	E	F								
683	--- Harness 8-97609-020-1		1	3724112-CYZ14			C	D			1704-		
693	--- Fuse box relay 8-97173-035-1		AR	8100650 I -P301	24V 10A PANASONIC	A	B	C	D	E	F	1704-	
694	--- Junction box assembly 8-98057-771-0		AR			A	B	C	D	E	F	1704-	
700	--- Spacer sleeve 1-11369-157-0		1		L=51			C	D			1704-	
720	--- Connector accessory 1-82699-688-0		1		(A)	A	B			E	F	1704-	
	1-82699-688-0		1		(A)				D			1704-	
	1-82699-688-0		1		(A)			C				1704-	
	1-82699-688-0		1		(A)							1704-	
	8-98222-140-0		1		(B)	A	B			E	F	1704-	
	8-98222-140-0		1		(B)				D			1704-	
	8-98222-140-0		1		(B)			C				1704-	
	8-98222-140-0		1		(B)							1704-	
726	--- Harness 8-97433-756-0		1	3724180-D17YZ		A	B		D	E	F	1704-	
	8-97433-757-0		1	3724180-D15YR				C				1704-	



POWERSTAR

8-15 Wiring harness fastener

Figure No.



	M6X10	M8X12	M8X16	M8X20	M8X66
KEY NO.	38 (A)	139 (A) 242 (A)	139 (B) 150 (A) 466	139 (C) 480	150 (B)

	M10X16	M10X20	M10X30	M12X16
KEY NO.	150 (C)	139 (D)	139 (E)	38 (G)



	M8X20	M8X25	M8X30	M8X35	M10X40
KEY NO.	38 (B) 242 (B) 386 490 (A)	38 (C) 139 (F) 242 (C) 490 (B)	38 (D) 139 (F)	38 (E) 86	38 (H)



	M5X16	M6X16	M8X14	M8X18.5
KEY NO.	358	377	38 (I)	38 (F)



	M5X7	M5X16
KEY NO.	139 (G)	139 (H)



	M6	M8
KEY NO.	524	24 219 294 515 525



	ID=8.4
KEY NO.	210 423

8-15 Wiring harness fastener

Figure No.



	L=140	L=250
KEY NO.	51 (A) 305	16 (A) 51 (B) 142 (A)



	L=155
KEY NO.	16 (V)



	L=350
KEY NO.	14 16 (D) 48 (A) 102 111 171 194 208 341 369 425



	L=251
KEY NO.	142 (B)

POWERSTAR



	L=180
KEY NO.	16 (B) 51 (C) 142 (C)



	L=145	L=170.3
KEY NO.	142 (D)	142 (E)

8-15 Wiring harness fastener

Figure No.



	ID=11 L=16	ID=11 L=20	ID=11 L=28	ID=19 L=20
KEY NO.	16(C) 380	16(D)	16(E)	373(A)

	ID=31 L=30
KEY NO.	81(A)



	ID=17 L=20	ID=19 L=25	ID=21 L=24	ID=24 L=32
KEY NO.	16(F)	16(G)	306(A)	48(B)

	ID=29 L=35
KEY NO.	81(B)



	ID=10 L=16.5
KEY NO.	16(H)



	ID=9 H=32 L=24	ID=11 H=20 L=20	ID=12 H=24 L=20
KEY NO.	16(I)	16(Z)	16(J)



8-15 Wiring harness fastener

Figure No.



	ID=14.5 H=23 L=30	ID=20 H=23 L=27
KEY NO.	16(K)	306(B) 373(B)
	ID=21 H=40 L=30	ID=24.5 H=23 L=25
KEY NO.	16(L)	306(C)
	ID=27.5 H=23 L=24	ID=31 H=30 L=35
KEY NO.	81(C) 306(D)	16(M)
	ID=31.5 H=23 L=25	ID=35 H=45 L=33
KEY NO.	16(N) 81(D) 306(E)	16(O) 81(E)

POWERSTAR



	ID=28x2 L=28	ID=28+34 L=44
KEY NO.	48(C)	48(D)



	ID=20 L=50
KEY NO.	373(C)

8-15 Wiring harness fastener

Figure No.



	L=36
KEY NO.	16(P)



	ID=8 L=38	ID=11 L=41	ID=14 L=44	ID=20 L=50
KEY NO.	16(AA)	16(R)	213	16(AB) 48(E)

	ID=22 L=52	ID=28 L=58
KEY NO.	48(F)	81(F)



	ID=5-12 L=14.5	ID=18-24 L=14.5
KEY NO.	16(S)	16(T)



	OD=9 H=6
KEY NO.	16(U)



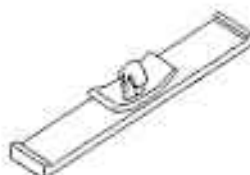
	ID=10 L=30
KEY NO.	81(G)



	L=20
KEY NO.	116



KEY NO.	16(W)
---------	-------



KEY NO.	16(X)
---------	-------



	L=40.6
KEY NO.	16(Y)

8-15 Wiring harness fastener

Figure No.



	ID=28 OD=35 T=17	ID=28 OD=35 T=25
KEY NO.	178 (A)	178 (B)

	ID=32 OD=40 T=18	ID=32 OD=40 T=23
KEY NO.	178 (C)	178 (D)

	ID=38 OD=45 T=13
KEY NO.	178 (E)



	ID=9 L=35	ID=14 L=60	ID=18 L=25	ID=23 L=40
KEY NO.	1 (A)	1 (B)	1 (C)	224

	ID=38.1 L=25	ID=38.1 L=50
KEY NO.	1 (D)	1 (E)



KEY NO.	530
---------	-----



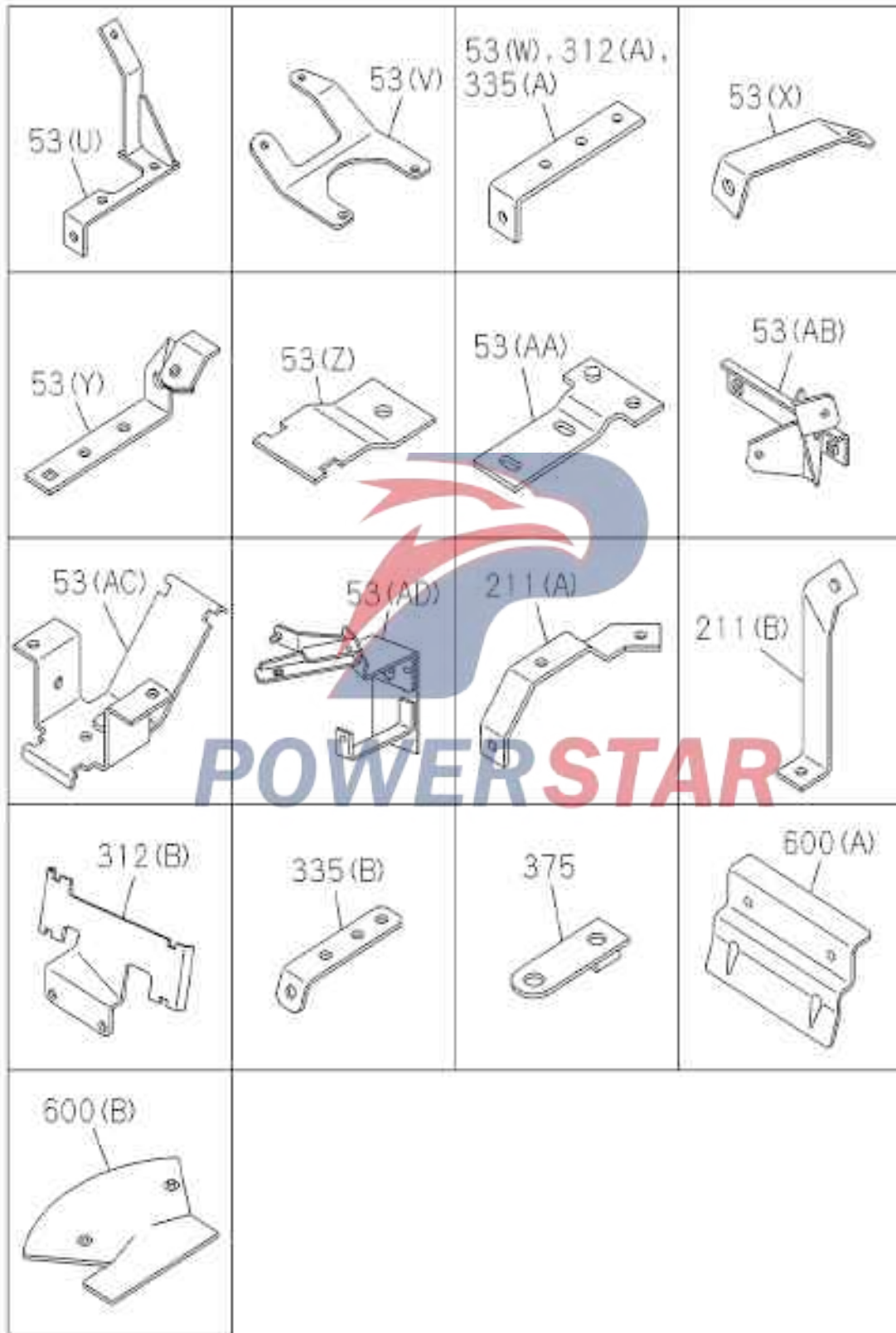


Figure No.

Index No.	Recommended grade/part name						Model applied						Date of application	I T C
	Part No.	L R	Q t y .	Qingling part No.	Remarks	EXR 6W 420 -Height	EXR 6W 460 -Height	EXR 6U 380 -Height	EXZ 6U 380 height/reference	EXZ 6W 420 height	EXZ 6W 460 height			
						A	B	C	D	E	F			
1 ---	Rubber pad													
	1-09337-030-0		1	3724136-D17YZ	(B) Inner diameter=14 Outer diameter =18 L=60	A	B			E	F	1704-		
	1-09337-052-0		2		(D) Inner diameter=38.1 Outer diameter =48.1 L=25	A	B			E	F	1704-		
	5-09360-835-0		1	3724137-D17YZ	(E) Inner diameter=38.1 Outer diameter =48.1 L=50	A	B			E	F	1704-		
	8-94127-043-0		1		(A) Inner diameter=9 Outer diameter =14 L=35	A	B			E	F	1704-		
	8-94412-773-0		1		(C) Inner diameter=18 Outer diameter =22 L=25	A	B			E	F	1704-		
14 ---	Binding tape													
	1-09707-183-0		2	8202539-CYZ14	L=350			C				1704-		
	1-09707-183-0		1	8202539-CYZ14	L=350	A	B	C	D	E	F	1704-		



Index No.	Recommended grade/part name				Model applied						Date of application	I T C		
	Part No.	L R	Q t y .	Qingling part No.	Remarks	EXR 6W 420 -Height	EXR 6W 460 -Height	EXR 6U 380 -Height	EXZ 6U 380 height/reference	EXZ 6W 420 height			EXZ 6W 460 height	
						A	B	C	D	E			F	
16	---				Clamp piece									
	0-9523-5025-0		1	3724123-CYZ14	(C) I.D.=11 L=16	A	B	C	D	E	F	1704-		
	0-9523-5025-0		1	3724123-CYZ14	(C) I.D.=11 L=16	A	B	C	D	E	F	1704-		
	0-9523-5035-0		1		(D) I.D.=11 L=20			C	D			1704-		
	0-9523-5055-0		2	3724136-CYZ14	(E) I.D.=11 L=28	A	B	C	D	E	F	1704-		
	1-09700-403-0		1	3703219-117/C	(R) I.D.=11 L=41	A	B	C	D	E	F	1704-		
	1-09700-403-0		1	3703219-117/C	(R) I.D.=11 L=41	A	B	C	D	E	F	1704-		
	1-09700-403-0		3	3703219-117/C	(R) I.D.=11 L=41	A	B	C	D	E	F	1704-		
	1-09700-515-1		1		(G) I.D.=19 L=25			C	D			1704-		
	1-09700-605-0		1	3703214-117/C	(J) Inner diameter=12 H=24 L=20			C	D			1704-		
	1-09700-859-0		1	3703215-117/C	(K) Inner diameter=14.5 H=23 L=30	A	B			E	F	1704-		
	1-09700-947-0		1		(O) Inner diameter=35 H=45 L=33	A	B			E	F	1704-		
	1-09700-991-1		1	3703245-117/C	(L) Inner diameter=21 H=40 L=30			C	D			1704-		
	1-09700-994-0		1	8100664-CYZ14	(M) Inner diameter=31 H=30 L=35			C	D			1704-		
	1-09700-994-0		1	8100664-CYZ14	(M) Inner diameter=31 H=30 L=35			C	D			1704-		
	1-09701-017-0		1	3703238-D17YZ	(N) Inner diameter=31.5 H=23 L=25	A	B			E	F	1704-		
	1-09701-221-0		1		(I) Inner diameter=9 H=32 L=24			C	D			1704-		
	1-09707-162-1		1	3703237-117/C	(B) L=180	A	B			E	F	1704-		
	1-09707-183-0		1	8202539-CYZ14	(Q) L=350			C				1704-		
	1-09707-183-0		2	8202539-CYZ14	(Q) L=350	A	B		D	E	F	1704-		
	1-09707-183-0		4	8202539-CYZ14	(Q) L=350	A	B	C	D	E	F	1704-		
	1-09707-183-0		1	8202539-CYZ14	(Q) L=350	A	B	C	D	E	F	1704-		
	1-09709-178-0		1	3724953-P301	(U) Outer diameter =9 H=6	A	B	C	D	E	F	1704-		
	1-09709-178-0		1	3724953-P301	(U) Outer diameter =9 H=6			C	D			1704-		

Index No.	Recommended grade/part name				Model applied						Date of application	I T C	
	Part No.	L R	Q t y .	Qingling part No.	Remarks	EXR 6W 420 -Height	EXR 6W 460 -Height	EXR 6U 380 -Height	EXZ 6U 380 height/reference	EXZ 6W 420 height			EXZ 6W 460 height
						A	B	C	D	E			F
	1-09709-178-0		1	3724953-P301	(U) Outer diameter =9 H=6	A	B			E	F	1704-	
	1-09709-298-0		1	3206432-CYZ14	(T) Inner diameter=18-24 L=14.5	A	B	C	D	E	F	1704-	
	1-09987-221-0		1	3724113-CYZ14	(S) Inner diameter=5-12 L=14.5	A	B	C	D	E	F	1704-	
	5-09707-030-1		1	1101421-803	(A) L=250	A	B			E	F	1704-	
	5-09707-030-1		2	1101421-803	(A) L=250	A	B	C	D	E	F	1704-	
	8-94224-891-1		1		(P) L=36	A	B			E	F	1704-	
	8-97173-307-0		9		(V) L=155	A	B	C	D	E	F	1704-	
	8-97173-307-0		9		(V) L=155	A	B	C	D	E	F	1704-	
	8-97229-356-0		1		(X)	A	B	C	D	E	F	1704-	
	8-97229-356-0		1		(X)	A	B	C	D	E	F	1704-	
	8-97229-357-0		1		(Y) L=40.6	A	B	C	D	E	F	1704-	
	8-97229-357-0		1		(Y) L=40.6	A	B	C	D	E	F	1704-	
	8-97619-251-0		1	3724139-D17YZ	(F) I.D.=17 L=20			C	D			1704-	
	8-97619-251-0		2	3724139-D17YZ	(F) I.D.=17 L=20	A	B			E	F	1704-	
	8-98033-780-0		1	3506053-117/C	(Z) Inner diameter=11 H=20 L=20			C	D			1704-	
	8-98052-679-0		1		(W)	A	B	C	D	E	F	1704-	
	8-98052-679-0		1		(W)	A	B	C	D	E	F	1704-	
	8-98082-034-0		1	3724513-CYZ14	(H) I.D.=10 L=16.5	A	B	C		E	F	1704-	
	8-98082-034-0		2	3724513-CYZ14	(H) I.D.=10 L=16.5				D			1704-	
	8-98082-034-0		2	3724513-CYZ14	(H) I.D.=10 L=16.5	A	B			E	F	1704-	
	9-09917-424-0		1	3724224-CYZ14	(AA) I.D.=8 L=38	A	B	C	D	E	F	1704-	
	9-09917-430-0		1	3703235-117/C	(AB) I.D.=20 L=50	A	B		D	E	F	1704-	
	9-09917-430-0		2	3703235-117/C	(AB) I.D.=20 L=50			C				1704-	
24	---	nut											
	0-9118-0108-0		1	Q32008	M8 reel	A	B	C	D	E	F	1704-	

Figure No.

Index No.	Recommended grade/part name						Model applied						Date of application	I T C
	Part No.	L R	Q t y .	Qingling part No.	Remarks	EXR 6W 420 -Height	EXR 6W 460 -Height	EXR 6U 380 -Height	EXZ 6U 380 height/reference	EXZ 6W 420 height	EXZ 6W 460 height			
						A	B	C	D	E	F			
38	---	bolt												
	0-2805-0610-0		1	Q1840610	(A) M6X10 reel	A	B	C	D	E	F	1704-		
	0-2805-1216-0		1	Q1841216(P=1.25)	(G) M12X16 reel	A	B	C	D	E	F	1704-		
	0-2865-0820-0		1	Q1840820	(B) M8X20 reel	A	B	C	D	E	F	1704-		
	0-2865-0820-0		1	Q1840820	(B) M8X20 reel	A	B	C	D	E	F	1704-		
	0-2865-0820-0		2	Q1840820	(B) M8X20 reel	A	B	C	D	E	F	1704-		
	0-2865-0820-0		1	Q1840820	(B) M8X20 reel	A	B	C	D	E	F	1704-		
	0-2865-0820-0		1	Q1840820	(B) M8X20 reel	A	B	C	D	E	F	1704-		
	0-2865-0820-0		1	Q1840820	(B) M8X20 reel	A	B	C		E	F	1704-		
	0-2865-0820-0		2	Q1840820	(B) M8X20 reel				D			1704-		
	0-2865-0820-0		2	Q1840820	(B) M8X20 reel	A	B	C	D	E	F	1704-		
	0-2865-0820-0		3	Q1840820	(B) M8X20 reel	A	B			E	F	1704-		
	0-2865-0820-0		4	Q1840820	(B) M8X20 reel			C	D			1704-		
	0-2865-0820-0		1	Q1840820	(B) M8X20 reel	A	B			E	F	1704-		
	0-2865-0820-0		2	Q1840820	(B) M8X20 reel			C	D			1704-		
	0-2865-0825-0		1	Q1840825	(C) M8X25 reel	A	B	C	D	E	F	1704-		
	0-2865-0825-0		1	Q1840825	(C) M8X25 reel	A	B			E	F	1704-		
	0-2865-0825-0		1	Q1840825	(C) M8X25 reel	A	B			E	F	1704-		
	0-2865-0830-0		1	Q1840830	(D) M8X30 reel	A	B			E	F	1704-		
	0-2865-0830-0		2	Q1840830	(D) M8X30 reel			C	D			1704-		
	0-2865-0830-0		1	Q1840830	(D) M8X30 reel			C	D			1704-		
	0-2865-0830-0		1	Q1840830	(D) M8X30 reel	A	B			E	F	1704-		

Figure No.

Index No.	Recommended grade/part name						Model applied						Date of application	I T C
	Part No.	L R	Q t y .	Qingling part No.	Remarks	EXR 6W 420 -Height	EXR 6W 460 -Height	EXR 6U 380 -Height	EXZ 6U 380 height/reference	EXZ 6W 420 height	EXZ 6W 460 height			
						A	B	C	D	E	F			
	0-2865-0835-0		2	Q1840835	(E) M8X35 reel	A	B			E	F	1704-		
	0-2865-0835-0		1	Q1840835	(E) M8X35 reel	A	B			E	F	1704-		
	0-2865-0835-0		1	Q1840835	(E) M8X35 reel	A	B	C	D	E	F	1704-		
	0-2865-1040-0		1	Q1841040(P=1.25)	(H) M10X40 reel			C	D			1704-		
	8-98141-255-0		1	3703243-D17YZ	(F) M8X18.5	A	B	C	D	E	F	1704-		
	8-98164-837-0		2	3703143-CYZ14	(I) M8X14	A	B	C	D	E	F	1704-		
48 ---	Clamp piece													
	1-09700-766-1		1	3206431-CYZ14	(B) I.D.=24 L=32	A	B	C	D	E	F	1704-		
	1-09701-302-0		3	8101149-D17YZ	(C) Inner diameter=28X2 L=28	A	B	C	D	E	F	1704-		
	1-09701-311-0		2	3206429-D17YZ	(D) Inner diameter=28+34 L=44	A	B	C	D	E	F	1704-		
	1-09707-183-0		2	8202539-CYZ14	(A) L=350	A	B	C	D	E	F	1704-		
	1-09707-183-0		9	8202539-CYZ14	(A) L=350	A	B			E	F	1704-		
	1-09707-183-0		10	8202539-CYZ14	(A) L=350			C	D			1704-		
	9-09917-430-0		1	3703235-117/C	(E) I.D.=20 L=50	A	B	C	D	E	F	1704-		
	9-09917-431-0		2	3724133-D17YZ	(F) I.D.=22 L=52	A	B		D	E	F	1704-		
51 ---	Clamp piece													
	1-09707-162-1		1	3703237-117/C	(C) L=180	A	B	C	D	E	F	1704-		
	5-09707-030-1		1	1101421-803	(B) L=250			C	D			1704-		
	5-09707-030-1		3	1101421-803	(B) L=250			C	D			1704-		
	5-09707-031-1		1	3724551-803	(A)	A	B			E	F	1704-		

8-15		Wiring harness fastener												
Figure No.														
Index No.	Recommended grade/part name	L	Q t y .	Qingling part No.	Remarks	Model applied						Date of application	I T C	
						EXR 6W 420 -Height	EXR 6W 460 -Height	EXR 6U 380 -Height	EXZ 6U 380 height/reference	EXZ 6W 420 height	EXZ 6W 460 height			
						A	B	C	D	E	F			
53	--- Bracket													
	1-34656-009-0		1	3724326-D17YZ	(B) L=92 H=30	A	B		D	E	F	1704-		
	1-34656-009-0		2	3724326-D17YZ	(B) L=92 H=30			C				1704-		
	1-47478-328-0		1	3506127-D17YZ	(C) L=75 H=25	A	B			E	F	1704-		
	1-47479-537-0		1	3724116-CYZ14	(X)			C	D			1704-		
	1-82698-088-0		1	3724134-CYZ14	(W) L=120 H=35	A	B			E	F	1704-		
	1-82699-963-0		1	3724327-D17YZ	(D) L=120 H=30	A	B	C	D	E	F	1704-		
	1-82699-963-0		1	3724327-D17YZ	(D) L=120 H=30	A	B			E	F	1704-		
	8-97430-374-0		1	3506014-CYZ14	(Z)	A	B	C	D	E	F	1704-		
	8-97430-877-0		1	3724111-CYZ14	(AB)	A	B	C	D	E	F	1704-		
	8-97430-944-0		1	3724219-CYZ14	(AA)	A	B	C	D	E	F	1704-		
	8-97431-240-0		1	3724114-CYZ14	(Y)			C	D			1704-		
	8-97432-088-1		1	3701056-D17YZ	(V)	A	B			E	F	1704-		
	8-97432-941-0		1	5305270-D17YZ	(I)	A	B	C	D	E	F	1704-		
	8-97433-808-0		1	3204157-D17YZ	(B) L=90 H=35	A	B		D	E	F	1704-		
	8-97433-822-0		1	3724329-D17YZ	(AD)	A	B	C	D	E	F	1704-		
	8-97433-824-0		1	3724328-D17YZ	(A)	A	B	C	D	E	F	1704-		
	8-97433-825-0		1	3724330-D17YZ	(AC)	A	B	C	D	E	F	1704-		
	8-97433-873-0	R	1	3204158-D17YZ	(U)	A	B	C	D	E	F	1704-		
	8-97433-874-0	L	1	3204159-D17YZ	(U)	A	B	C	D	E	F	1704-		
	8-97610-339-1		1		(M)	A	B			E	F	1704-		
	8-97625-412-0		2		(J) Inner diameter=7 & 7	A	B			E	F	1704-		
	8-97625-794-0		1		(G)	A	B			E	F	1704-		
	8-97630-437-0		1		(K)	A	B			E	F	1704-		
	8-97640-913-0		1		(E)	A	B			E	F	1704-		
	8-97642-317-1		1	5305281-D17YZ	(O)	A	B	C	D	E	F	1704-		
	8-98021-694-1		1		(F)	A	B			E	F	1704-		
	8-98052-458-0		1	3724631-P301	(Q)	A	B	C	D	E	F	1704-		
	8-98074-502-0		1	5305291-D17YZ	(P)	A	B	C	D	E	F	1704-		
	8-98116-193-0		1	3724329-D34EZ	(B) L=75 H=55			C	D			1704-		
	8-98178-990-0		1		(S)			C	D			1704-		
	8-98190-285-1		1		(R)			C	D			1704-		
	8-98190-688-0		1		(T)	A	B			E	F	1704-		
	8-98194-068-0		1		(N)	A	B			E	F	1704-		
	8-98209-856-1		1		(L)	A	B			E	F	1704-		
	8-98209-858-1		1		(H)	A	B			E	F	1704-		

8-15		Wiring harness fastener															
Figure No.																	
Index No.	Recommended grade/part name										Date of application	I T C					
	Part No.	L R	Q t y .	Qingling part No.	Remarks	Model applied											
						EXR 6W 420 -Height	EXR 6W 460 -Height	EXR 6U 380 -Height	EXZ 6U 380 height/reference	EXZ 6W 420 height			EXZ 6W 460 height				
A	B	C	D	E	F												
81	--- Clamp piece																
	1-09700-400-0		1	1301027-CYZ14	(F) I.D.=28 L=58				C	D						1704-	
	1-09700-863-0		1	3206437-CYZ14	(C) Inner diameter=27.5 H=23 L=24	A	B				E	F				1704-	
	1-09700-969-0		1	3724565-803	(A) I.D.=31 L=30	A	B				E	F				1704-	
	1-09701-017-0		1	3703238-D17YZ	(D) Inner diameter=31.5 H=23 L=25	A	B				E	F				1704-	
	1-09701-017-0		2	3703238-D17YZ	(D) Inner diameter=31.5 H=23 L=25				C							1704-	
	5-09700-293-1		2	3724567-D15YR	(B) I.D.=29 L=35				C	D						1704-	
	8-97615-568-0		1	3703229-D17YZ	(E) Inner diameter=35 H=45 L=33						D					1704-	
	8-97629-705-0		2	3724437-D17YZ	(G) I.D.=10 L=30	A	B	C	D	E	F					1704-	
84	--- Washer																
	0-9118-0108-0		4	Q32008	M8 reel	A	B	C	D	E	F					1704-	
86	--- bolt																
	0-2865-0835-0		1	Q1840835	M8X35 reel	A	B	C	D	E	F					1704-	
102	--- Binding tape																
	1-09707-183-0		2	8202539-CYZ14	L=350	A	B	C	D	E	F					1704-	
	1-09707-183-0		1	8202539-CYZ14	L=350				C							1704-	
	1-09707-183-0		2	8202539-CYZ14	L=350	A	B			D	E	F				1704-	
	1-09707-183-0		2	8202539-CYZ14	L=350	A	B			D	E	F				1704-	
	1-09707-183-0		3	8202539-CYZ14	L=350	A	B	C	D	E	F					1704-	
	1-09707-183-0		3	8202539-CYZ14	L=350				C							1704-	
111	--- Clamp piece																
	1-09707-183-0		1	8202539-CYZ14	L=350	A	B	C	D	E	F					1704-	
116	--- Binding tape																
	1-09987-246-2		1	3724436-117	L=20 SET=10	A	B	C			E	F				1704-	
	1-09987-246-2		4	3724436-117	L=20 SET=10						D					1704-	

8-15		Wiring harness fastener																			
Figure No.																					
Index No.	Recommended grade/part name										Date of application	I T C									
	Part No.	L R	Q t y .	Qingling part No.	Remarks	Model applied															
						EXR 6W 420 -Height	EXR 6W 460 -Height	EXR 6U 380 -Height	EXZ 6U 380 height/reference	EXZ 6W 420 height			EXZ 6W 460 height								
A	B	C	D	E	F																
139	---	bolt																			
		0-2805-0812-0		1	Q1840812	(A) M8X12 reel	A	B	C	D	E	F									1704-
		0-2805-0816-0		4	Q1840816	(B) M8X16 reel	A	B			E	F									1704-
		0-2805-0820-0		1	Q1840820	(C) M8X20 reel	A	B			E	F									1704-
		0-2815-1020-0		2	Q1841020	(D) M10X20 reel	A	B	C	D											1704-
		0-2815-1030-0		1		(E) M10X30 reel	A	B			E	F									1704-
		0-2865-0825-0		1	Q1840825	(I) M8X25 reel	A	B	C	D	E	F									1704-
		0-2865-0825-0		1	Q1840825	(I) M8X25 reel			C	D											1704-
		0-2865-0830-0		1	Q1840830	(F) M8X30 reel	A	B	C	D	E	F									1704-
		0-2865-0830-0		1	Q1840830	(F) M8X30 reel	A	B	C	D	E	F									1704-
		0-2865-0830-0		1	Q1840830	(F) M8X30 reel			C												1704-
		0-2865-0830-0		4	Q1840830	(F) M8X30 reel	A	B	C	D	E	F									1704-
		0-7218-0516-0		1	8200119-CYZ14	(H) M5X16	A	B	C	D	E	F									1704-
		8-98063-767-0		1	3724098-CYZ14	(G) M5X7	A	B	C	D	E	F									1704-
142	---	Binding tape																			
		8-97209-720-0		1		(E) L=170.3			C	D											1704-
		8-97619-917-0		1		(B) L=251	A	B			E	F									1704-
		8-98116-079-0		2		(D) L=145			C	D											1704-
		8-98216-427-0		1		(C) L=180	A	B			E	F									1704-
		8-98216-430-0		13		(A) L=250	A	B			E	F									1704-

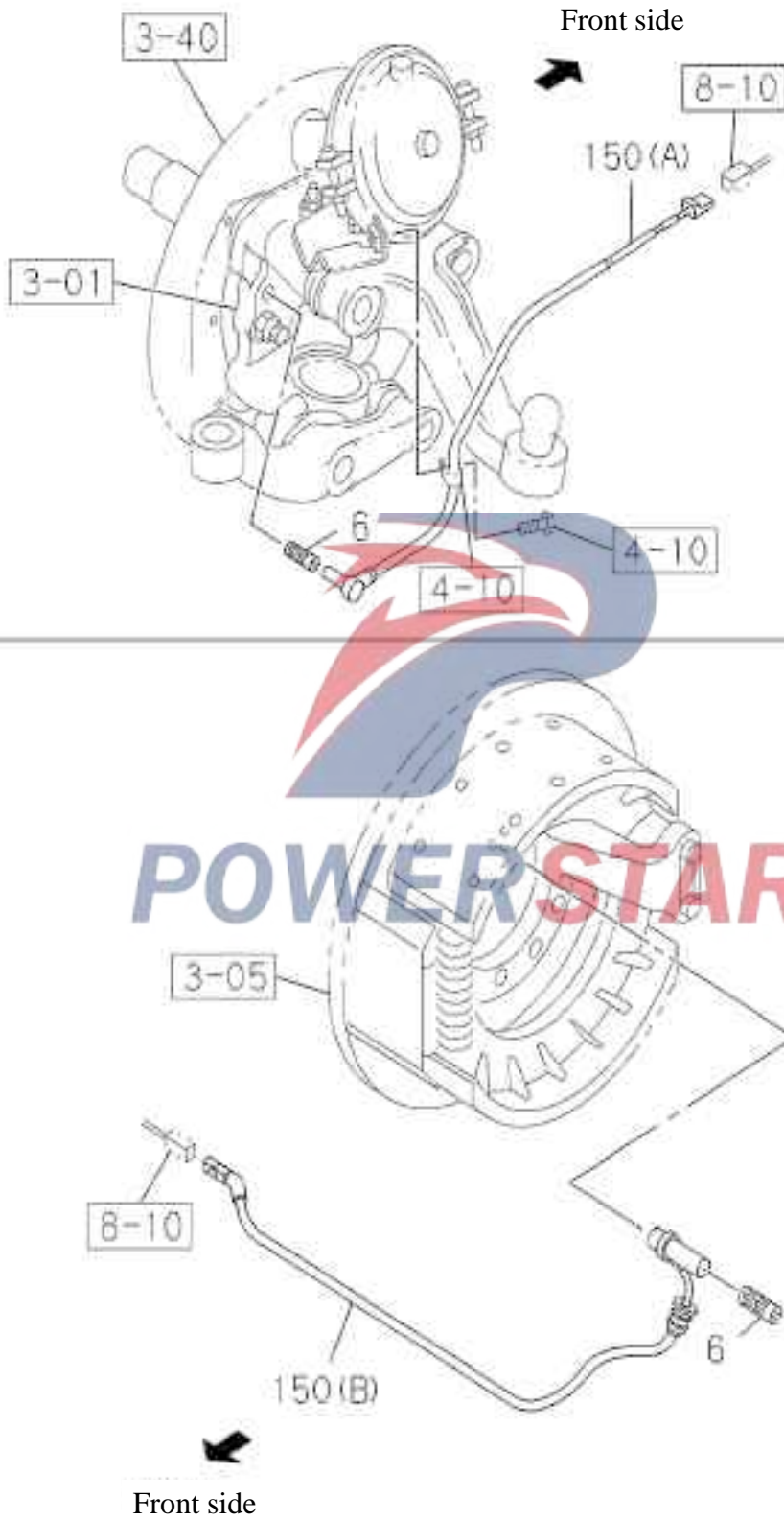
Index No.	Recommended grade/part name				Model applied						Date of application	I T C		
	Part No.	L R	Q t y .	Qingling part No.	Remarks	EXR 6W 420 -Height	EXR 6W 460 -Height	EXR 6U 380 -Height	EXZ 6U 380 height/reference	EXZ 6W 420 height			EXZ 6W 460 height	
						A	B	C	D	E			F	
150	--- bolt													
	0-2805-0816-0		2	Q1840816	(A) M8X16 reel			C	D				1704-	
	0-2805-0816-0		3	Q1840816	(A) M8X16 reel			C	D				1704-	
	0-2805-0816-0		5	Q1840816	(A) M8X16 reel	A	B			E	F		1704-	
	0-2805-0816-0		1	Q1840816	(A) M8X16 reel	A	B			E	F		1704-	
	0-2815-1016-0		1		(C) M10X16 reel			C	D				1704-	
	8-98081-507-0		1		(B) M8X66 reel			C	D				1704-	
171	--- Binding tape													
	1-09707-183-0		1	8202539-CYZ14	L=350			C	D				1704-	
	1-09707-183-0		2	8202539-CYZ14	L=350	A	B	C	D	E	F		1704-	
	1-09707-183-0		3	8202539-CYZ14	L=350	A	B	C	D	E	F		1704-	
178	--- Jacket													
	1-09332-011-1		1	1104081-117	(B) Inner diameter=28 Outer diameter =35 T=25	A	B	C	D	E	F		1704-	
	1-09332-076-0		1	3703144-D17YZ	(E) Inner diameter=39 Outer diameter =45 T=13	A	B	C	D	E	F		1704-	
	1-09332-112-0		1	3703144-CYZ14	(D) Inner diameter=32 Outer diameter =40 T=23	A	B			E	F		1704-	
	1-09891-003-0		1	8100691-CYZ14	(C) Inner diameter=32 Outer diameter =40 T=18	A	B	C	D	E	F		1704-	
	1-09891-003-0		2	8100691-CYZ14	(C) Inner diameter=32 Outer diameter =40 T=18	A	B	C	D	E	F		1704-	
	9-09956-256-2		1	3724104-CYZ14	(A) Inner diameter=28 Outer diameter =35 T=17	A	B	C	D	E	F		1704-	
194	--- Binding tape													
	1-09707-183-0		1	8202539-CYZ14	L=350	A	B		D	E	F		1704-	
	1-09707-183-0		2	8202539-CYZ14	L=350			C					1704-	
	1-09707-183-0		2	8202539-CYZ14	L=350			C	D				1704-	
208	--- Binding tape													
	1-09707-183-0		1	8202539-CYZ14	L=350				D				1704-	
	1-09707-183-0		2	8202539-CYZ14	L=350	A	B	C		E	F		1704-	
210	--- Washer													
	1-09503-264-0		1	3703224-117/C	Inner diameter=8.4	A	B	C	D	E	F		1704-	
211	--- Bracket													
	8-97432-550-0		1	3724321-D17YZ	(B)	A	B	C	D	E	F		1704-	
	8-97433-764-0		1	3724322-D17YZ	(A)	A	B	C	D	E	F		1704-	
213	--- Binding tape													
	9-09917-427-0		3	3703234-117/C	I.D.=14 L=44	A	B	C	D	E	F		1704-	

Figure No.


Index No.	Recommended grade/part name						Model applied						Date of application	I T C
	Part No.	L R	Q t y .	Qingling part No.	Remarks	EXR 6W 420 -Height	EXR 6W 460 -Height	EXR 6U 380 -Height	EXZ 6U 380 height/reference	EXZ 6W 420 height	EXZ 6W 460 height			
						A	B	C	D	E	F			
219	---	nut												
		0-9118-0108-0	1	Q32008	M8 reel	A	B	C	D	E	F	1704-		
		0-9118-0108-0	1	Q32008	M8 reel	A	B	C	D	E	F	1704-		
		0-9118-0108-0	1	Q32008	M8 reel	A	B		D	E	F	1704-		
		0-9118-0108-0	2	Q32008	M8 reel			C				1704-		
		0-9118-0108-0	3	Q32008	M8 reel	A	B			E	F	1704-		
		0-9118-0108-0	4	Q32008	M8 reel			C	D			1704-		
		0-9118-0108-0	1	Q32008	M8 reel	A	B	C	D	E	F	1704-		
		0-9118-0108-0	1	Q32008	M8 reel	A	B	C	D	E	F	1704-		
		0-9118-0108-0	1	Q32008	M8 reel	A	B	C		E	F	1704-		
		0-9118-0108-0	2	Q32008	M8 reel				D			1704-		
		0-9118-0108-0	1	Q32008	M8 reel				D			1704-		
		0-9118-0108-0	2	Q32008	M8 reel	A	B	C	D	E	F	1704-		
		0-9118-0108-0	1	Q32008	M8 reel	A	B			E	F	1704-		
		0-9118-0108-0	1	Q32008	M8 reel			C	D			1704-		
		0-9118-0108-0	4	Q32008	M8 reel			C	D			1704-		
		0-9118-0108-0	5	Q32008	M8 reel	A	B			E	F	1704-		
		0-9118-0108-0	2	Q32008	M8 reel	A	B			E	F	1704-		
		0-9118-0108-0	3	Q32008	M8 reel				D			1704-		
		0-9118-0108-0	4	Q32008	M8 reel			C				1704-		
224	---	Jacket												
		1-09337-015-0	1	3724138-CYZ14	Inner diameter=23 Outer diameter =27 L=40	A	B	C	D	E	F	1704-		
242	---	bolt												
		0-2805-0812-0	1	Q1840812	(A) M8X12 reel	A	B			E	F	1704-		
		0-2865-0820-0	2	Q1840820	(B) M8X20 reel	A	B	C	D	E	F	1704-		
		0-2865-0820-0	1	Q1840820	(B) M8X20 reel				D			1704-		
		0-2865-0825-0	1	Q1840825	(C) M8X25 reel	A	B	C	D	E	F	1704-		
294	---	nut												
		0-9118-0108-0	1	Q32008	M8 reel	A	B	C	D	E	F	1704-		
		0-9118-0108-0	1	Q32008	M8 reel	A	B	C	D	E	F	1704-		
		0-9118-0108-0	1	Q32008	M8 reel	A	B		D	E	F	1704-		
		0-9118-0108-0	2	Q32008	M8 reel			C				1704-		
		0-9118-0108-0	1	Q32008	M8 reel	A	B	C	D	E	F	1704-		
		0-9118-0108-0	1	Q32008	M8 reel	A	B	C	D	E	F	1704-		
305	---	Clamp piece												
		5-09707-031-1	1	3724551-803	L=140	A	B	C	D	E	F	1704-		

8-15		Wiring harness fastener															
Figure No.																	
Index No.	Recommended grade/part name										Date of application	I T C					
	Part No.	L R	Q t y .	Qingling part No.	Remarks	Model applied											
						EXR 6W 420 -Height	EXR 6W 460 -Height	EXR 6U 380 -Height	EXZ 6U 380 height/reference	EXZ 6W 420 height			EXZ 6W 460 height				
A	B	C	D	E	F												
306	--- Clamp piece																
	1-09700-861-0		2	3703132-CYZ14	(B) Inner diameter=20 H=23 L=27	A	B			E	F	1704-					
	1-09700-862-0		2	3509065-P301	(C) Inner diameter=24.5 H=23 L=25	A	B	C	D	E	F	1704-					
	1-09700-863-0		1	3206437-CYZ14	(D) Inner diameter=27.5 H=23 L=24	A	B	C	D	E	F	1704-					
	1-09701-017-0		1	3703238-D17YZ	(E) Inner diameter=31.5 H=23 L=25	A	B			E	F	1704-					
	8-94176-807-1		1	1002214-850	(A) I.D.=21 L=24			C	D			1704-					
312	--- Bracket																
	8-97430-373-0		1	3506013-CYZ14	(B)	A	B	C	D	E	F	1704-					
	8-97619-440-0		1	3724235-CYZ14	(A) L=120 H=35	A	B	C	D	E	F	1704-					
335	--- Bracket																
	1-82698-167-0		1	3724324-D17YZ	(B)	A	B	C	D	E	F	1704-					
	8-97619-440-0		1	3724235-CYZ14	(A) L=120 H=35			C				1704-					
341	--- Binding tape																
	1-09707-183-0		1	8202539-CYZ14	L=350	A	B	C	D	E	F	1704-					
342	--- Bracket																
	1-34656-009-0		1	3724326-D17YZ	(A) L=92 H=30	A	B		D	E	F	1704-					
	1-47475-530-0		1	3724135-CYZ14	(B) L=90 B=25				D			1704-					
358	--- bolt																
	8-94198-538-0		1	3724107-D17YZ	M5X16	A	B	C		E	F	1704-					
369	--- Binding tape																
	1-09707-183-0		1	8202539-CYZ14	L=350	A	B	C	D	E	F	1704-					
373	--- Clamp piece																
	0-9523-5836-0		2	3506717-CYZ14	(A) I.D.=19 L=20			C	D			1704-					
	1-09700-679-1		1	3206436-CYZ14	(C) I.D.=20 L=50	A	B			E	F	1704-					
	1-09700-861-0		1	3703132-CYZ14	(B) Inner diameter=20 H=23 L=27	A	B			E	F	1704-					
375	--- Bracket																
	1-82699-182-0		1	3724323-D17YZ		A	B			E	F	1704-					
377	--- Ground bolt																
	8-97086-823-0		2	3724859-CYZ14	M6X16	A	B	C	D	E	F	1704-					
380	--- Clamp piece																
	0-9523-5025-0		1	3724123-CYZ14	I.D.=11 L=16	A	B	C	D	E	F	1704-					

8-15		Wiring harness fastener											
Figure No.													
Index No.	Recommended grade/part name										Date of application	I T C	
	Part No.	L R	Q t y .	Qingling part No.	Remarks	Model applied							
						EXR 6W 420 -Height	EXR 6W 460 -Height	EXR 6U 380 -Height	EXZ 6U 380 height/reference	EXZ 6W 420 height			EXZ 6W 460 height
A	B	C	D	E	F								
386	--- bolt 0-2865-0820-0		1	Q1840820	M8X20 reel	A	B	C	D	E	F	1704-	
423	--- Washer 1-09503-264-0		2	3703224-117/C	Inner diameter=8.4	A	B	C	D	E	F	1704-	
425	--- Binding tape 1-09707-183-0		1	8202539-CYZ14	L=350	A	B	C	D	E	F	1704-	
466	--- bolt 0-2805-0816-0		2	Q1840816	M8X16 reel			C	D			1704-	
480	--- bolt 0-2805-0820-0		2	Q1840820	M8X20 reel	A	B	C	D	E	F	1704-	
490	--- bolt 0-2865-0820-0		1	Q1840820	(A) M8X20 reel				D			1704-	
	0-2865-0820-0		2	Q1840820	(A) M8X20 reel			C				1704-	
	0-2865-0820-0		3	Q1840820	(A) M8X20 reel	A	B			E	F	1704-	
	0-2865-0825-0		1	Q1840825	(B) M8X25 reel			C	D			1704-	
515	--- nut 0-9118-0108-0		4	Q32008	M8 reel	A	B			E	F	1704-	
	0-9118-0108-0		5	Q32008	M8 reel			C	D			1704-	
524	--- nut 0-9118-0106-0		2	Q32006	M6 reel	A	B	C	D	E	F	1704-	
525	--- nut 0-9118-0108-0		1	Q32008	M8 reel			C	D			1704-	
530	--- Insertion strip 1-72498-019-1		10	3724427-117	180X40				D			1704-	
	1-72498-019-1		11	3724427-117	180X40	A	B	C		E	F	1704-	
600	--- Heat insulation plate 8-97608-456-0		1		(A)			C	D			1704-	
	8-98369-108-0		1		(B)			C	D			1704-	

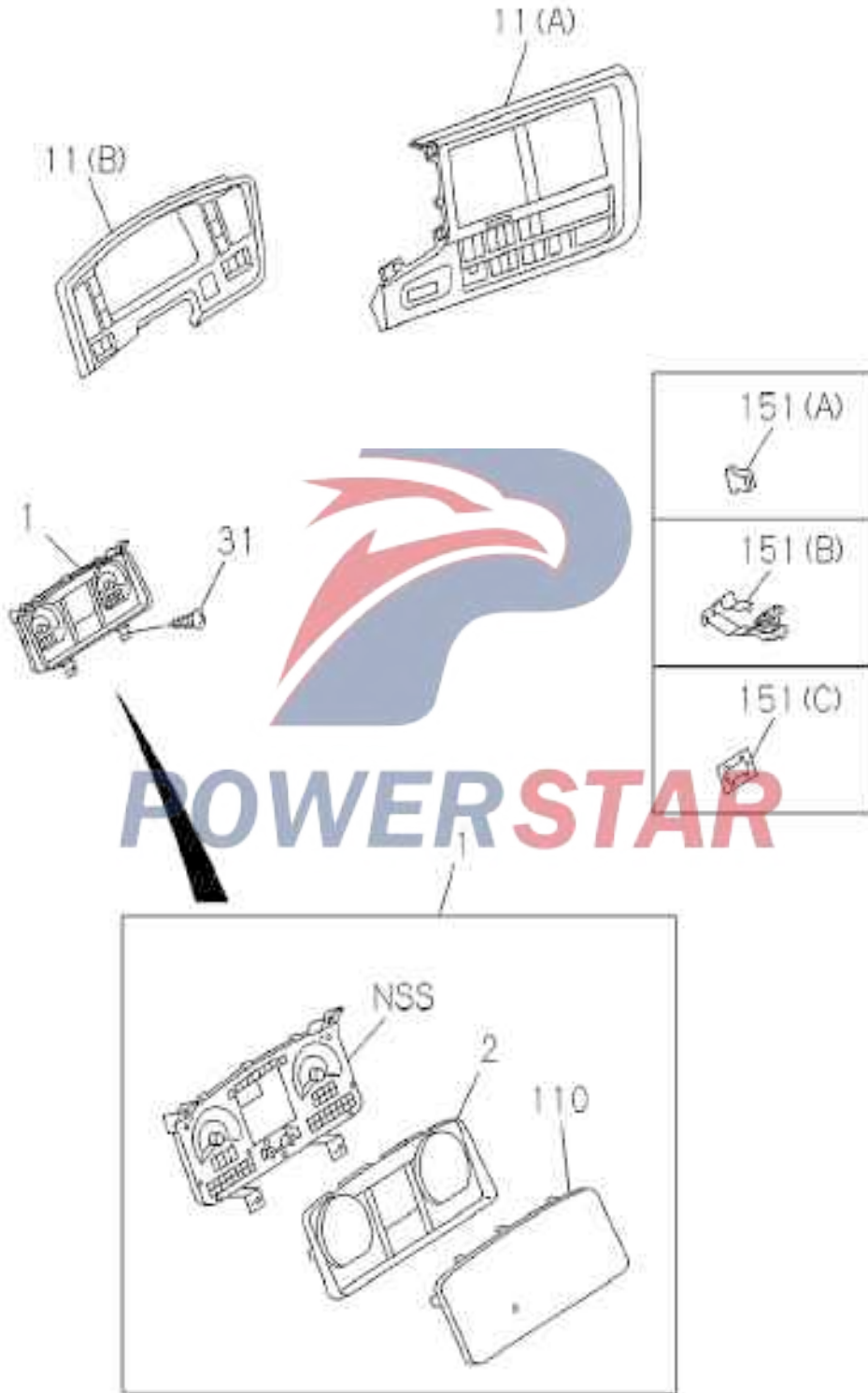


8-20		ABS sensor											
Figure No.													
Index No.	Recommended grade/part name										Date of application	I T C	
	Part No.	L R	Q t y .	Qingling part No.	Remarks	Model applied							
						EXR 6W 420 -Height	EXR 6W 460 -Height	EXR 6U 380 -Height	EXZ 6U 380 height/reference	EXZ 6W 420 height			EXZ 6W 460 height
A	B	C	D	E	F								
6	---	Support-sensor fixing											
			2	3202263-912/C		A	B		D	E	F	1704-	
			2	3202263-912/C				C				1704-	
150	---	Right front sensor-ABS											
		R	1	3204030-D17YZ (A)		A	B	C	D	E	F	1704-	
		L	1	3204020-D17YZ (A)		A	B	C	D	E	F	1704-	
		R	1	3204050-D17YZ (B)		A	B		D	E	F	1704-	
		R	1	3204050-D17YZ (B)				C				1704-	
		L	1	3204060-D17YZ (B)				C				1704-	
		L	1	3204060-D17YZ (B)				C				1704-	

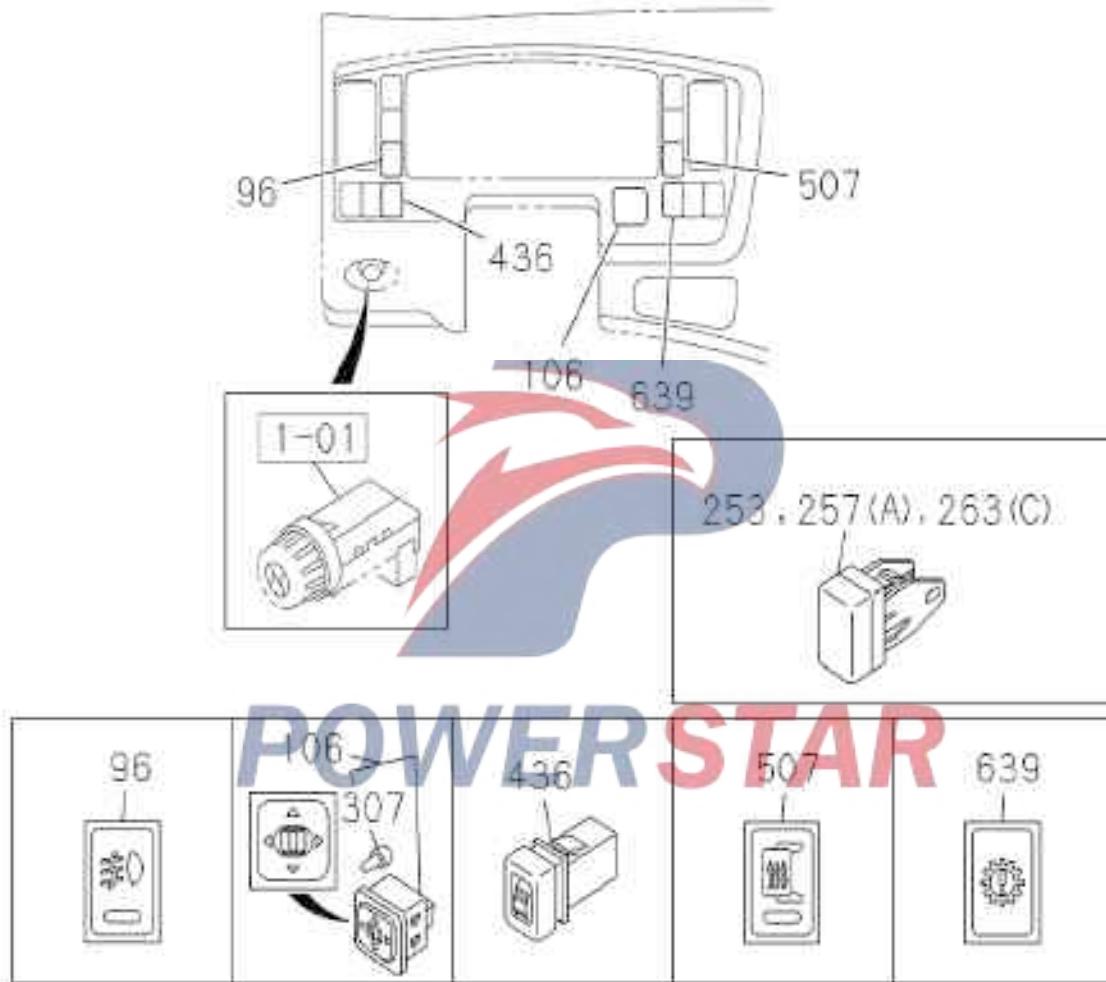


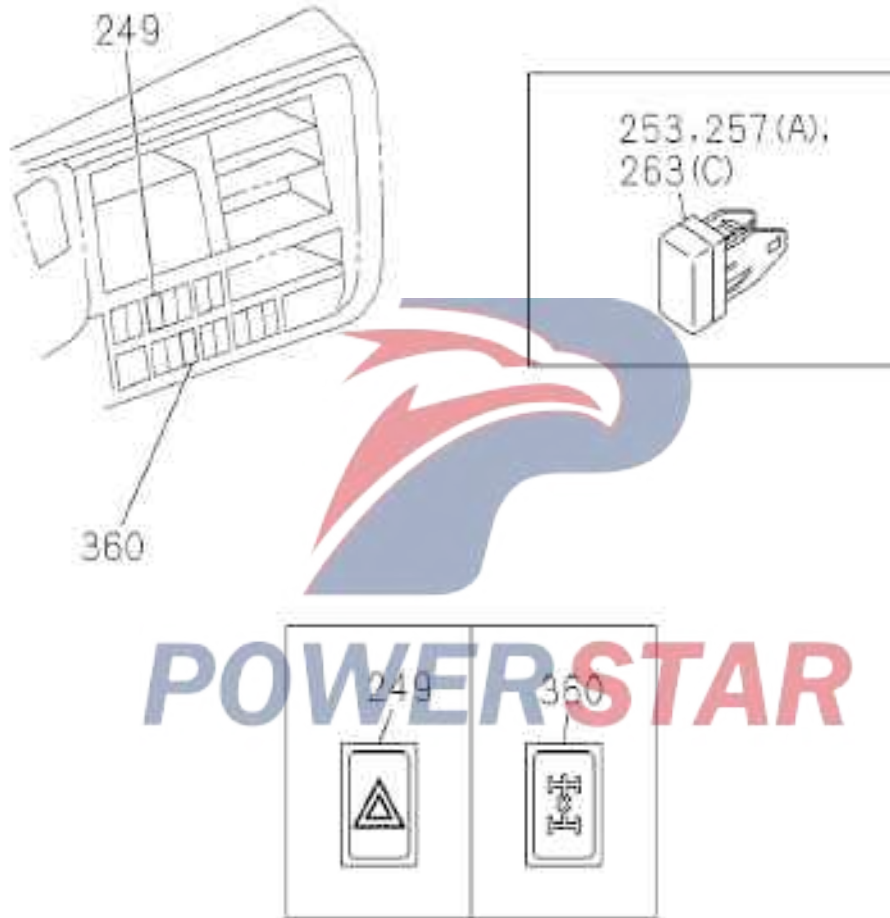
Inner diameter=8.4 Outer diameter =22

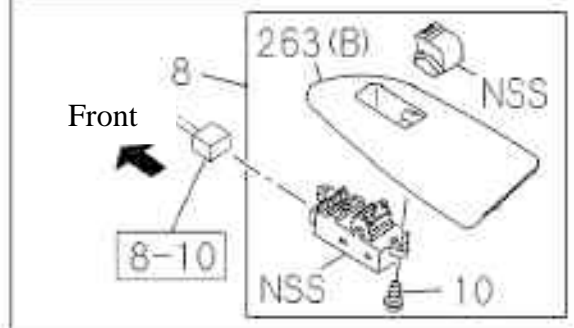
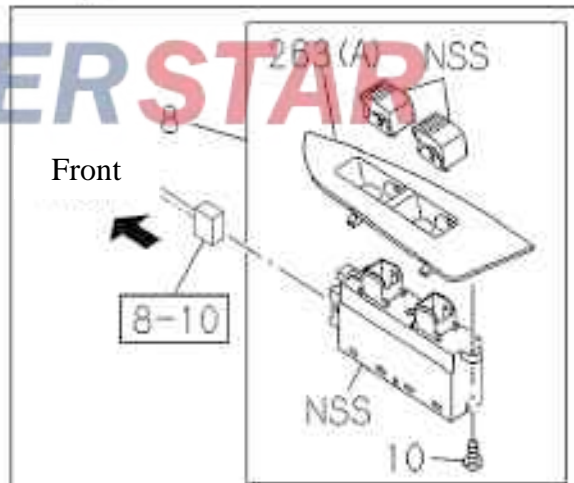
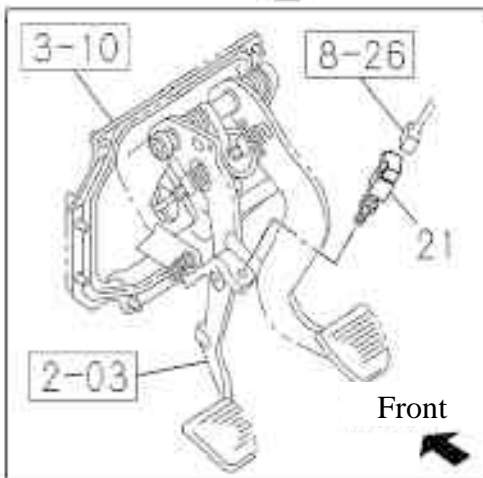
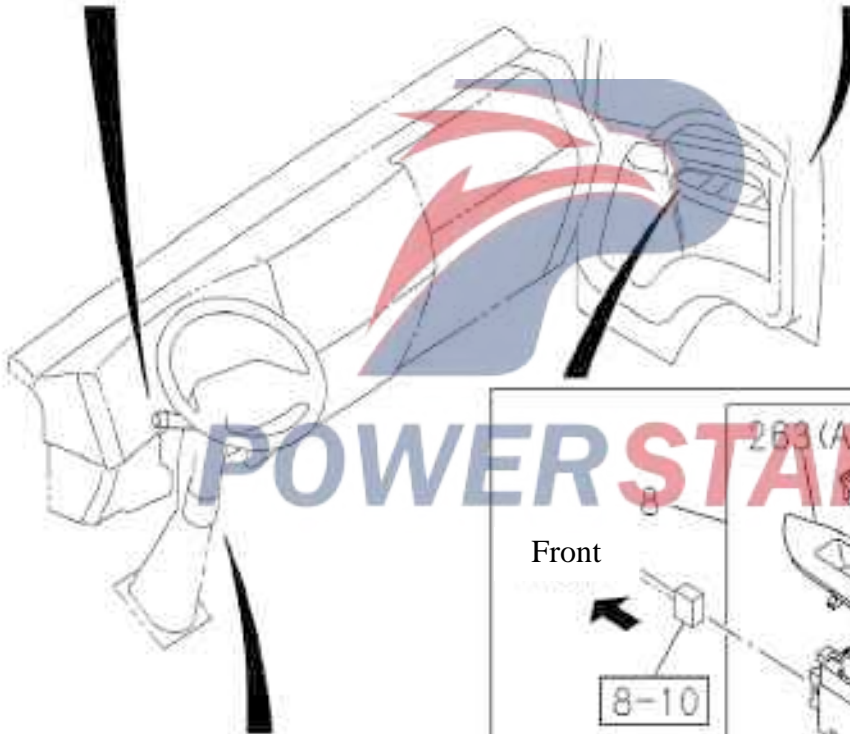
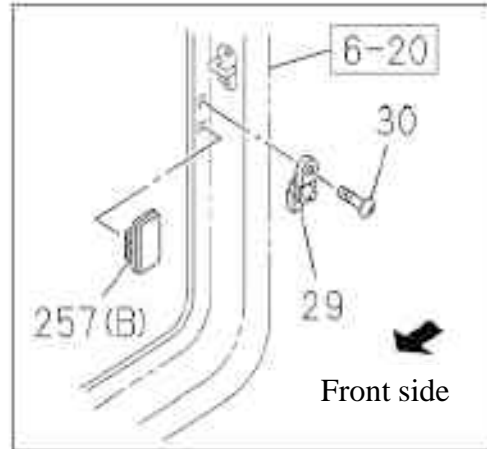
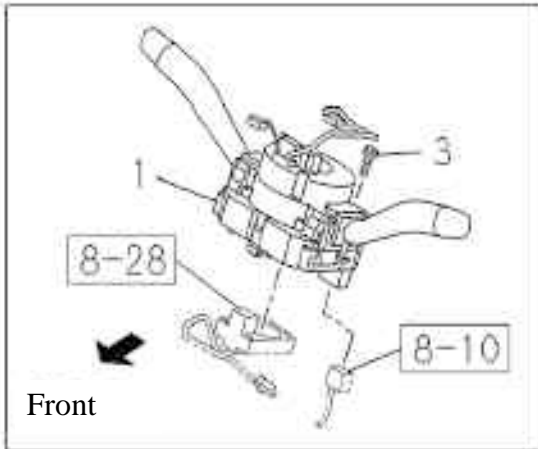
POWERSTAR

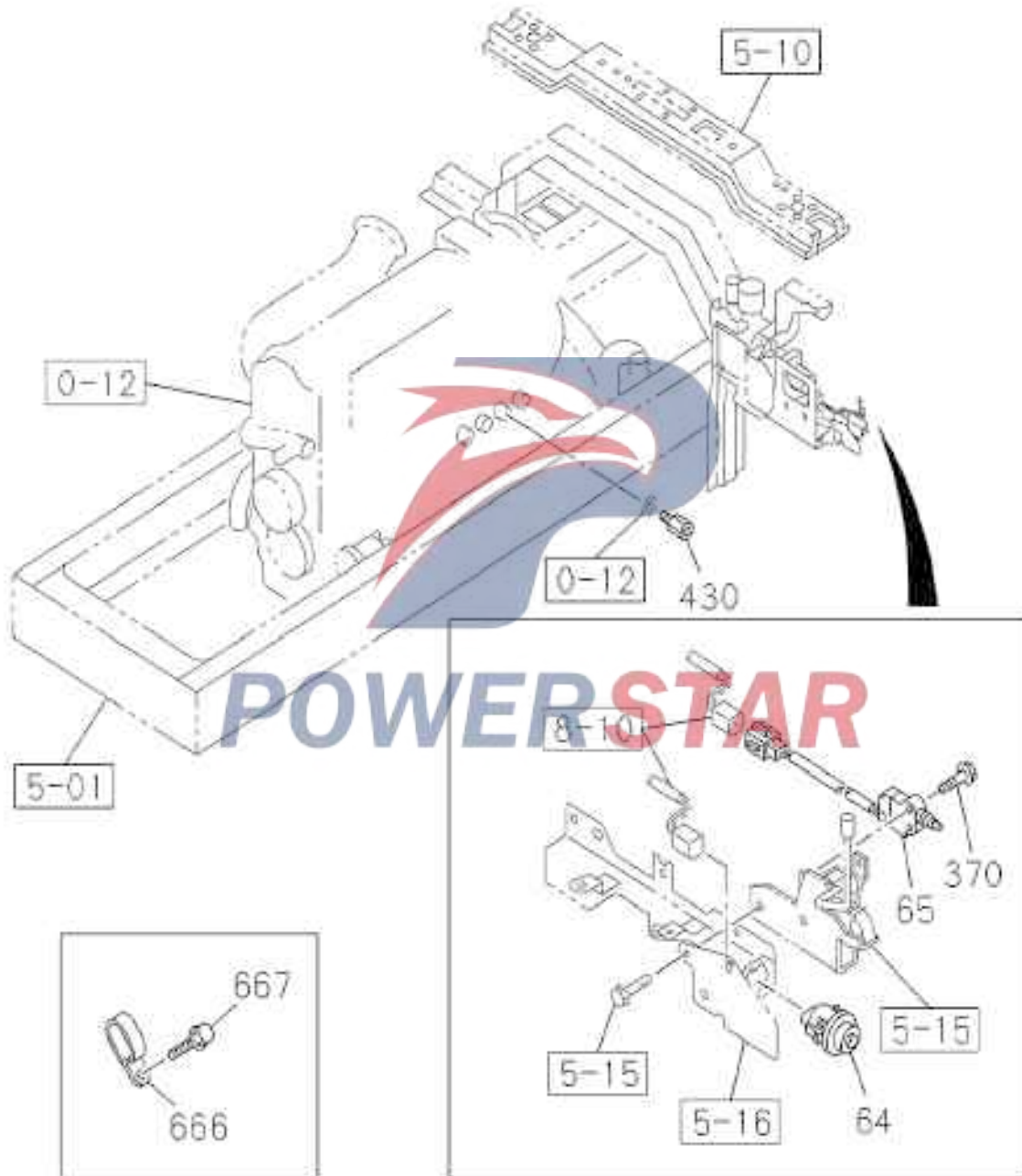


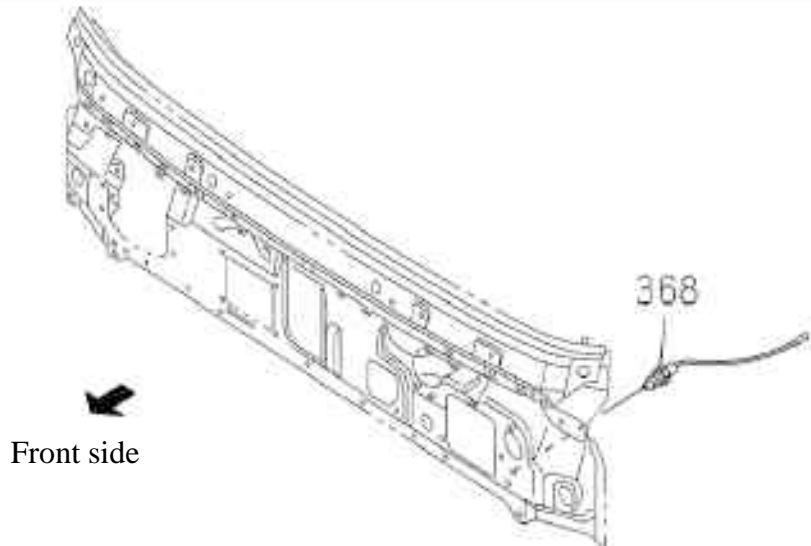
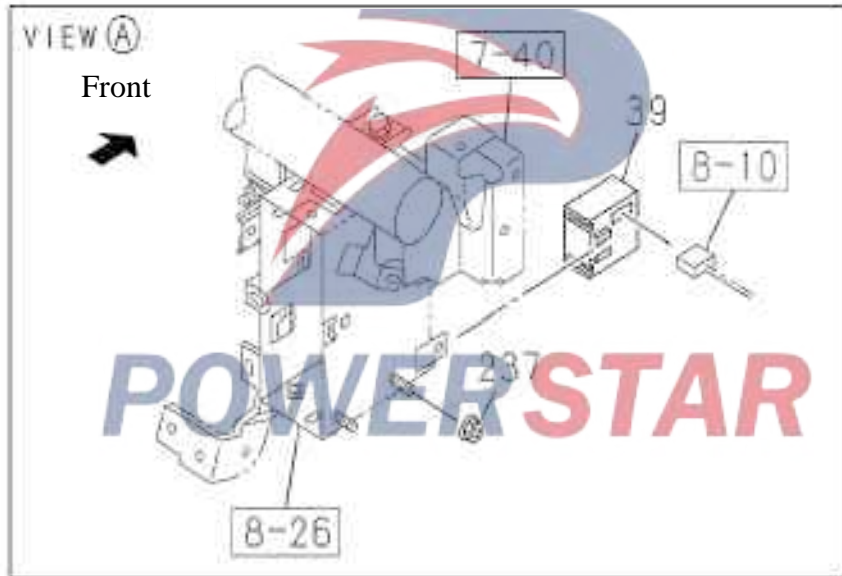
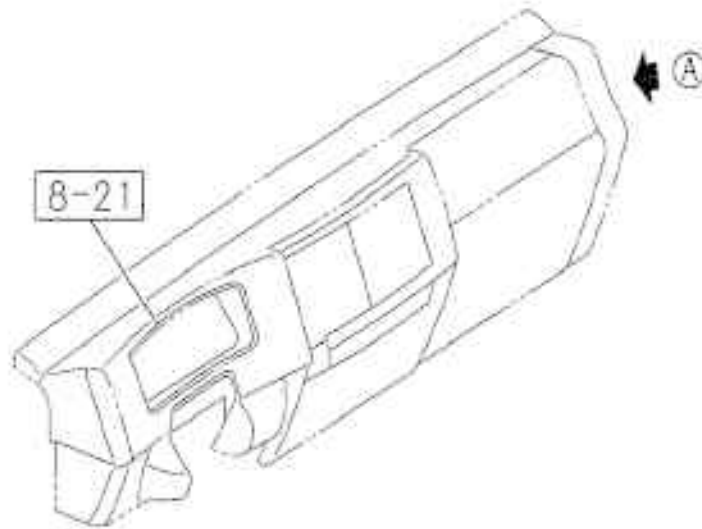
8-21		Instrument assembly											
Figure No.													
Index No.	Recommended grade/part name										Date of application	I T C	
	Part No.	L R	Q t y .	Qingling part No.	Remarks	Model applied							
						EXR 6W 420 -Height	EXR 6W 460 -Height	EXR 6U 380 -Height	EXZ 6U 380 height/reference	EXZ 6W 420 height			EXZ 6W 460 height
A	B	C	D	E	F								
1	---	Instrument cluster assembly											
	8-97433-564-0		1	3820020-D17YZ		A	B	C	D	E	F	1704-	
2	---	Integrated instrument panel											
	8-98288-737-0		1			A	B	C	D	E	F	1704-	
11	---	Instrument cover assembly											
	8-97468-453-0		1	3801460-D17YZ	(B)	A	B	C	D	E	F	1704-	
	8-97468-454-0		1	3801470-D17YZ	(A)	A	B	C	D	E	F	1704-	
31	---	Screw											
	0-7218-0516-0		4	8200119-CYZ14	M5X16	A	B	C	D	E	F	1704-	
110	---	Instrument cluster's glass cover											
	8-98288-736-0		1			A	B	C	D	E	F	1704-	
151	---	Clamp piece											
	8-98021-271-0		6	8200261-P301	(A)	A	B	C	D	E	F	1704-	
	8-98152-030-0		2	8200259-CYZ14	(B)	A	B	C	D	E	F	1704-	
	8-98152-030-0		1	8200259-CYZ14	(B)	A	B	C	D	E	F	1704-	
	8-98152-031-0		2	8200258-CYZ14	(C)	A	B	C	D	E	F	1704-	
	8-98152-031-0		1	8200258-CYZ14	(C)	A	B	C	D	E	F	1704-	
					Inner diameter=8.4 Outer diameter =22								

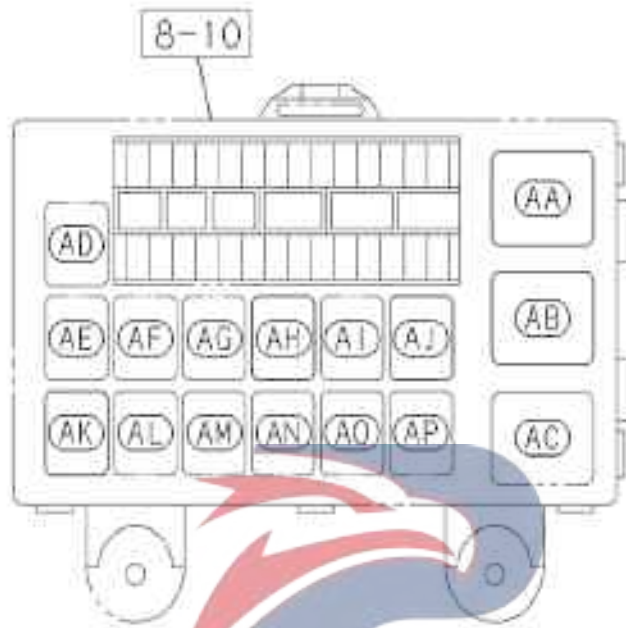









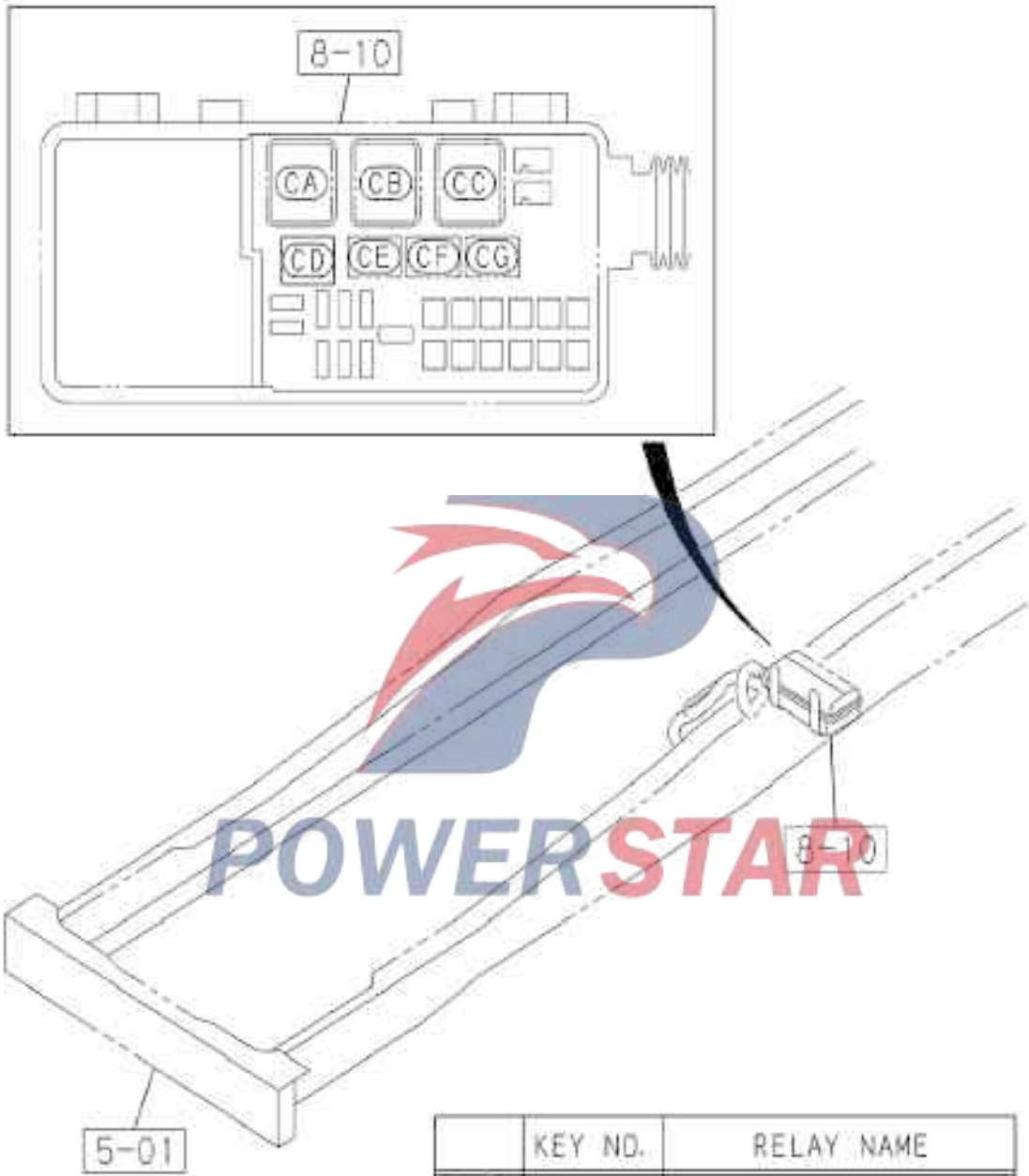




	KEY NO.	RELAY NAME		KEY NO.	RELAY NAME
(AA)	610(A)	KEY ON	(AD)	—	—
(AB)	317	BLOWER	(AJ)	164	CDS FAN
(AC)	8-28	STOP LAMP	(AK)	99	FOG
(AD)	8-10	TAIL	(AL)	8-10	WIPER HI/LO
(AE)	8-10	HEAD LAMP HI	(AM)	8-10	HORN
(AF)	—	—	(AN)	8-10	WIPER MAIN
(AG)	8-10	HEAD LAMP LO	(AO)	8-28	RR FOG
(AH)	12	POWER WINDOW	(AP)	—	—



	KEY NO.	RELAY NAME
(BA)	8-28	TRLR BACK LAMP
(BB)	8-28	F/TILT LID OPEN
(BC)	8-28	COMP
(BD)	610(B)	IG1 MAIN
(BE)	595	ACC MAIN
(BF)	8-28	TRLR INF2
(BG)	8-28	TRLR INF1
(BH)	8-28	TRLR STOP



	KEY NO.	RELAY NAME
(CA)	—	—
(CB)	8-28	ECM MAIN
(CC)	0-60	GLOW
(CD)	164	MAG CLUTCH
(CE)	8-28	BUZZER CUT
(CF)	0-60	STARTER CUT
(CG)	—	—

8-25		Instrument panel switch and relay															
Figure No.																	
Index No.	Recommended grade/part name										Date of application	I T C					
	Part No.	L	R	Q	t	y	.	Qingling part No.	Remarks	Model applied							
										EXR 6W 420 -Height			EXR 6W 460 -Height	EXR 6U 380 -Height	EXZ 6U 380 height/reference	EXZ 6W 420 height	EXZ 6W 460 height
A	B	C	D	E	F												
1	---	Combination switch															
		8-97433-549-0			1		3774010-D17YZ			A	B	C	D	E	F	1704-	
3	---	Bolt-combination switch															
		8-98061-743-0			2		3774019-CYZ14	M5X20		A	B	C	D	E	F	1704-	
8	---	Switch-right power window															
		8-98298-751-0	R		1		6108010-D17YZ			A	B	C	D	E	F	1704-	
		8-98316-418-0	L		1		6108020-D17YZ			A	B	C	D	E	F	1704-	
10	---	Power window switch screw															
		8-98153-865-0			1					A	B	C	D	E	F	1704-	
		8-98153-865-0			2					A	B	C	D	E	F	1704-	
12	---	Relay															
		8-97173-035-1			1		8100650 I -P301	24V 10A PANASONIC		A	B	C	D	E	F	1704-	
21	---	Switch--clutch															
		8-97358-248-0			1		3750010-PA01			A	B	C	D	E	F	1704-	
29	---	Front door switch assembly--middle post															
		8-98022-211-0			1		6107380-CYZ14	Black		A	B	C	D	E	F	1704-	
30	---	Screw															
		8-98047-201-0			1		6107389-CYZ14	M5X18		A	B	C	D	E	F	1704-	
39	---	Relay															
		8-98060-789-0			1		6107390-CYZ14	24V 9A DENSO		A	B	C	D	E	F	1704-	
64	---	Limit switch															
		1-82380-173-2			1		8202417-CYZ14			A	B	C	D	E	F	1704-	
65	---	Switch-cab tilting															
		1-82380-172-1			1		5002930-CYZ14			A	B	C	D	E	F	1704-	
96	---	Front fog light switch															
		8-97387-031-4			1		3732019-CYZ14			A	B	C	D	E	F	1704-	
99	---	Relay--Condenser fan															
		8-97173-035-1			1		8100650 I -P301	24V 10A PANASONIC		A	B	C	D	E	F	1704-	
106	---	switch															
		8-97173-294-1			1		3750111-D17YZ			A	B	C	D	E	F	1704-	
164	---	Relay															
		8-97173-035-1			1		8100650 I -P301	24V 10A PANASONIC		A	B	C	D	E	F	1704-	
237	---	nut															
		0-9118-0108-0			1		Q32008	M8 reel		A	B	C	D	E	F	1704-	
		0-9118-0108-0			3		Q32008	M8 reel		A	B	C	D	E	F	1704-	
249	---	Emergency alarm switch															
		8-98115-685-1			1		3718010-D17YZ			A	B	C	D	E	F	1704-	

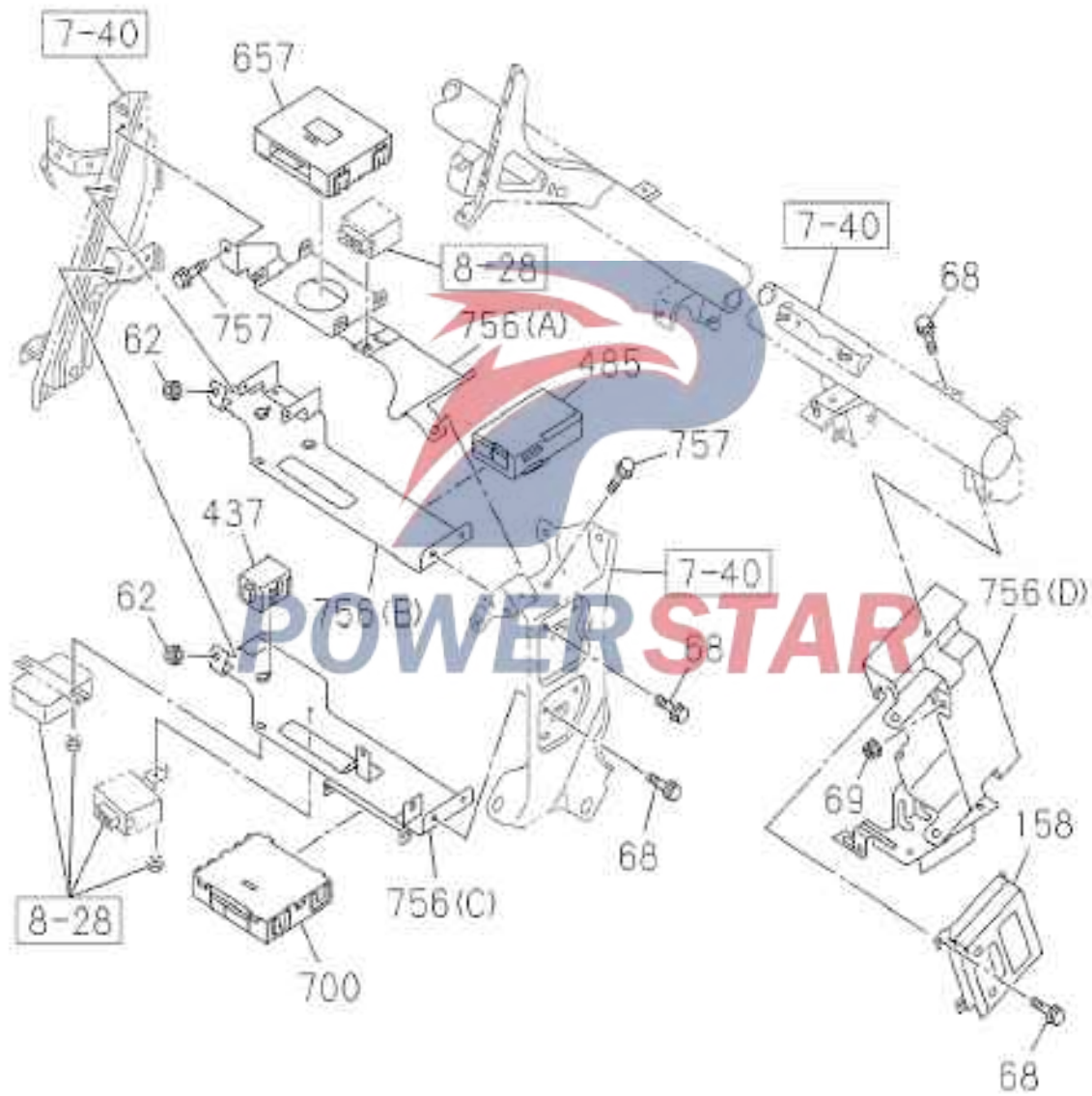
Figure No.

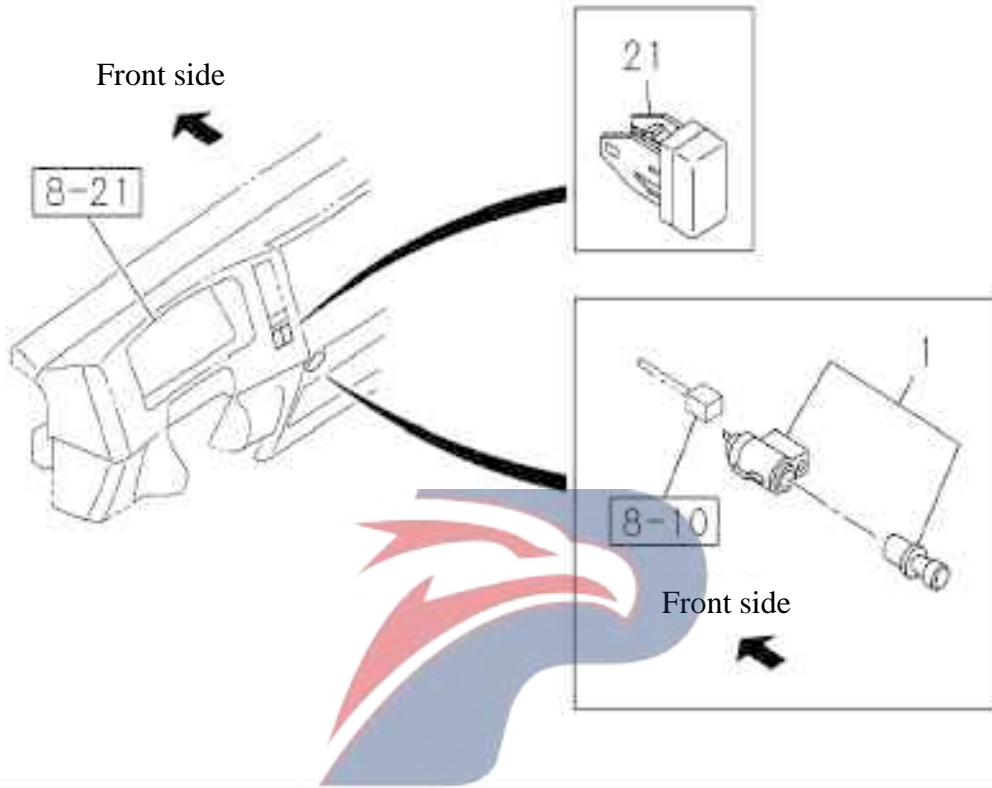
Index No.	Recommended grade/part name						Model applied						Date of application	I T C
	Part No.	L R	Q t y .	Qingling part No.	Remarks	EXR 6W 420 -Height	EXR 6W 460 -Height	EXR 6U 380 -Height	EXZ 6U 380 height/reference	EXZ 6W 420 height	EXZ 6W 460 height			
						A	B	C	D	E	F			
253	--- Button trim cover													
	8-98025-954-1		1	8200151-P301		A	B	C	D	E	F	1704-		
	8-98025-954-1		1	8200151-P301				C				1704-		
	8-98025-954-1		1	8200151-P301		A	B	C	D	E	F	1704-		
	8-98025-954-1		1	8200151-P301		A	B	C	D	E	F	1704-		
	8-98025-954-1		1	8200151-P301		A	B	C	D	E	F	1704-		
	8-98025-954-1		1	8200151-P301		A	B	C	D	E	F	1704-		
	8-98025-954-1		1	8200151-P301		A	B	C	D	E	F	1704-		
	8-98025-954-1		1	8200151-P301		A	B	C	D	E	F	1704-		
257	--- Hole cover--front door switch													
	8-98025-954-1		1	8200151-P301	(A)	A	B	C	D	E	F	1704-		
	8-98025-954-1		1	8200151-P301	(A)	A	B	C	D	E	F	1704-		
	8-98025-954-1		1	8200151-P301	(A)	A	B	C	D	E	F	1704-		
	8-98025-954-1		1	8200151-P301	(A)	A	B	C	D	E	F	1704-		
	8-98029-917-0		1	6107431-P301	(B)	A	B	C	D	E	F	1704-		
263	--- Button trim cover													
	8-98025-954-1		1	8200151-P301	(C)	A	B	C	D	E	F	1704-		
	8-98025-954-1		1	8200151-P301	(C)	A	B	C	D	E	F	1704-		
	8-98025-954-1		1	8200151-P301	(C)	A	B	C	D	E	F	1704-		
	8-98025-954-1		1	8200151-P301	(C)	A	B	C	D	E	F	1704-		
	8-98025-954-1		1	8200151-P301	(C)	A	B	C	D	E	F	1704-		
	8-98025-954-1		1	8200151-P301	(C)	A	B	C	D	E	F	1704-		
	8-98025-954-1		1	8200151-P301	(C)	A	B	C	D	E	F	1704-		
	8-98025-954-1		1	8200151-P301	(C)	A	B	C	D	E	F	1704-		
	8-98153-838-0	L	1		(A)	A	B	C	D	E	F	1704-		
	8-98153-843-0	R	1		(B)	A	B	C	D	E	F	1704-		
307	--- Bulb													
	8-98226-896-0		1		24V	A	B	C	D	E	F	1704-		
317	--- Relay													
	8-97262-933-0		1	8100340-P301	24V 12.5A PANASONIC	A	B	C	D	E	F	1704-		
360	--- Switch-differential gear lock													
	8-98234-895-1		1	2403090-D17YZ		A	B		D	E	F	1704-		
368	--- switch													
	8-98209-285-5		1	3714039-D17YZ		A	B	C	D	E	F	1704-		
370	--- bolt													
	0-2865-0630-0		2	Q1840630	M6X30 reel	A	B	C	D	E	F	1704-		
430	--- Connector													
	1-09669-130-0		1		M14 & PT1/4 straight	A	B			E	F	1704-		
436	--- Switch-headlight													
	8-97386-981-2		1	3711368-CYZ14		A	B	C	D	E	F	1704-		
507	--- switch													
	8-97386-924-3		1	3750112-D17YZ	Heater	A	B	C	D	E	F	1704-		

8-25		Instrument panel switch and relay											
Figure No.													
Index No.	Recommended grade/part name												
	Part No.	L R	Q t y .	Qingling part No.	Remarks	Model applied						Date of application	I T C
						EXR 6W 420 -Height	EXR 6W 460 -Height	EXR 6U 380 -Height	EXZ 6U 380 height/reference	EXZ 6W 420 height	EXZ 6W 460 height		
A	B	C	D	E	F								
595	Relay 8-97173-035-1		1	8100650 I -P301	24V 10A PANASONIC	A	B	C	D	E	F	1704-	
610	Relay 8-97173-035-1		1	8100650 I -P301	(B) 24V 10A PANASONIC	A	B	C	D	E	F	1704-	
	8-97262-933-0		1	8100340-P301	(A) 24V 12.5A PANASONIC	A	B	C	D	E	F	1704-	
639	switch 8-98119-948-0		1	3793111-D17YZ		A	B	C	D	E	F	1704-	
666	Clamp piece 0-9532-5035-0		1	8202538-CYZ14	Inner diameter=11X2 L=20	A	B	C	D	E	F	1704-	
667	bolt 0-2865-0820-0		1	Q1840820	M8X20 reel	A	B	C	D	E	F	1704-	

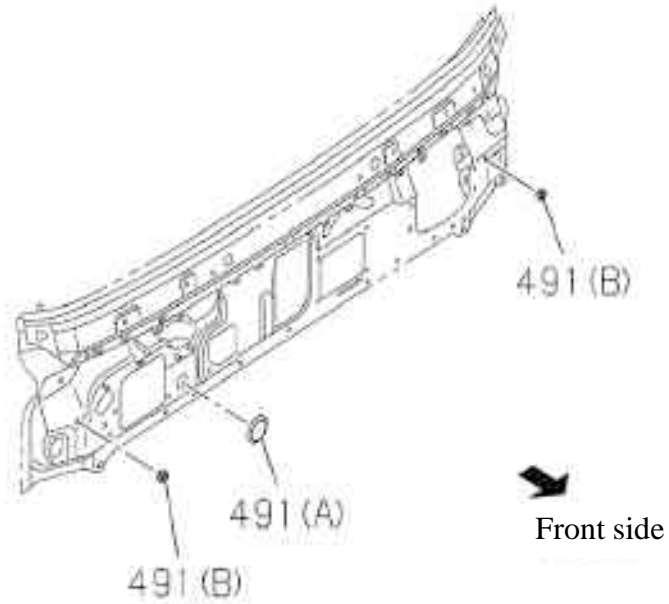


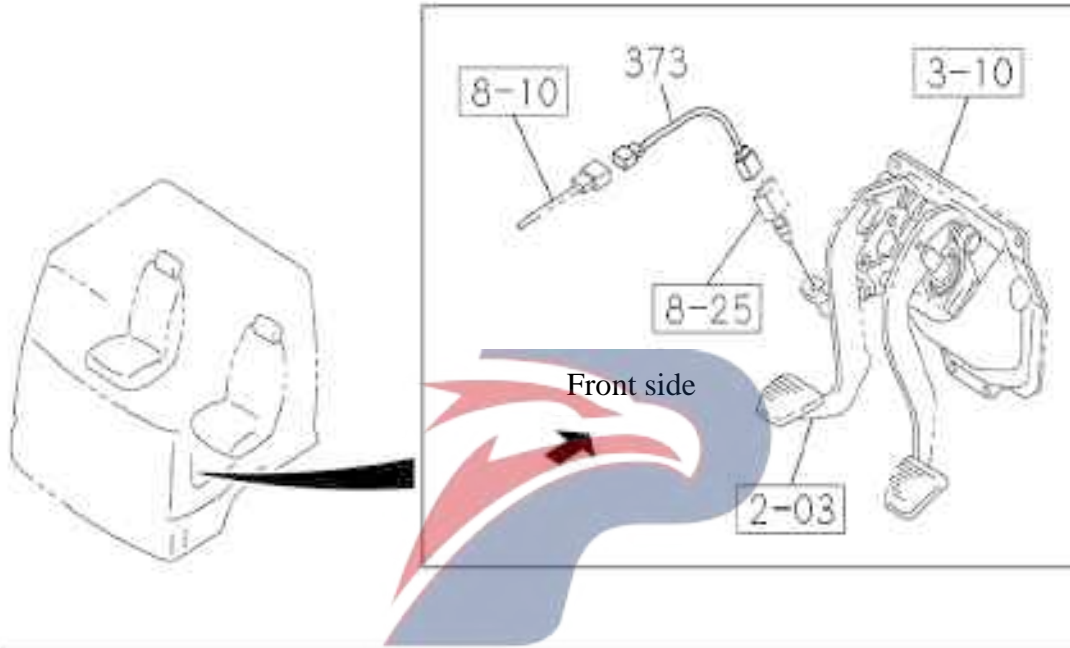
POWERSTAR



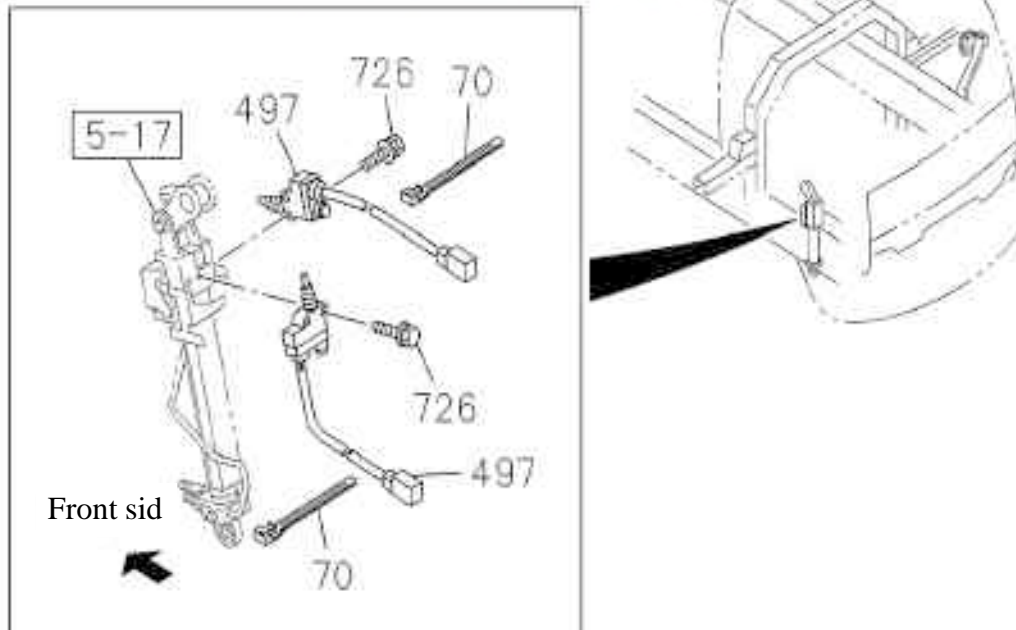


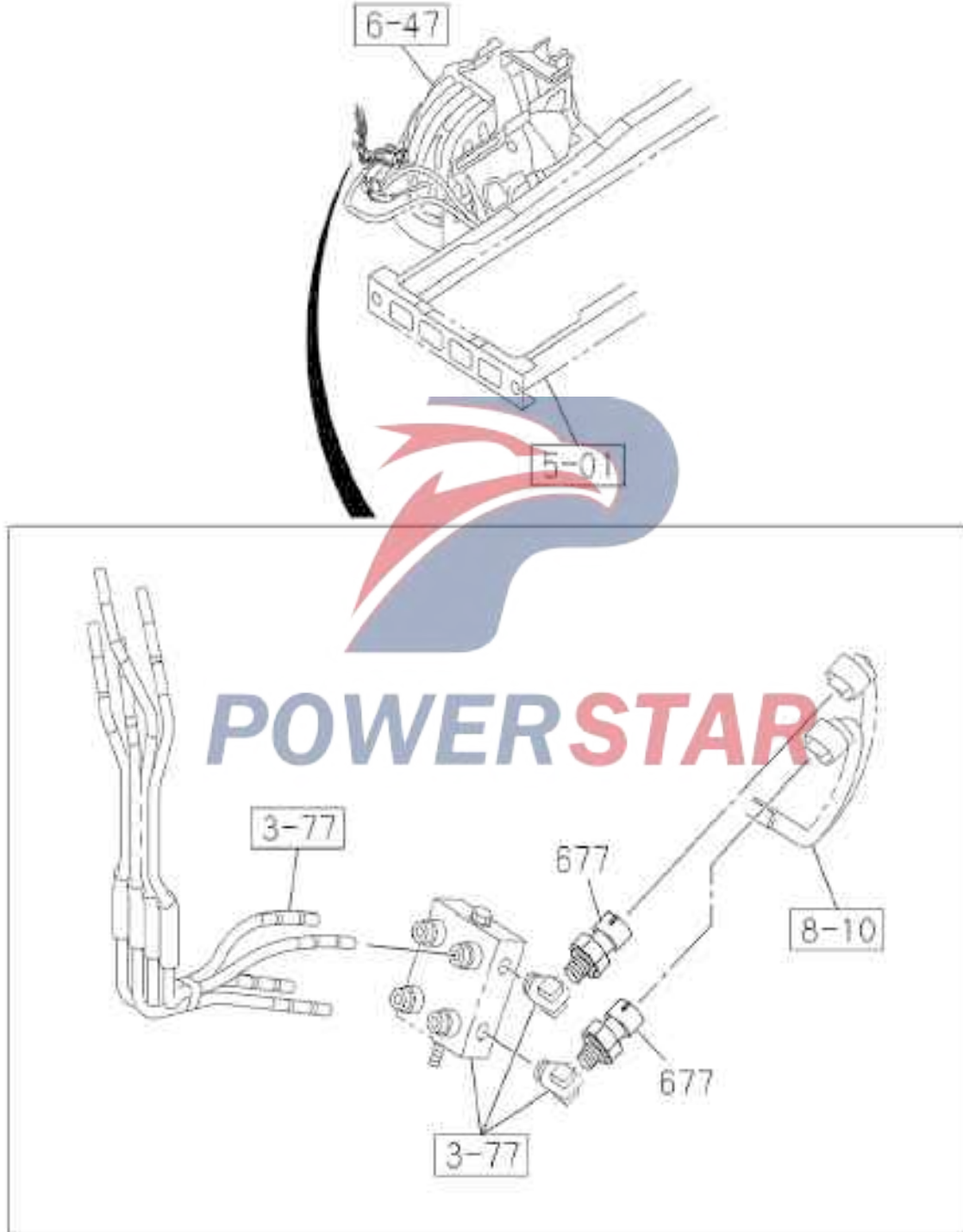
POWERSTAR





POWERSTAR





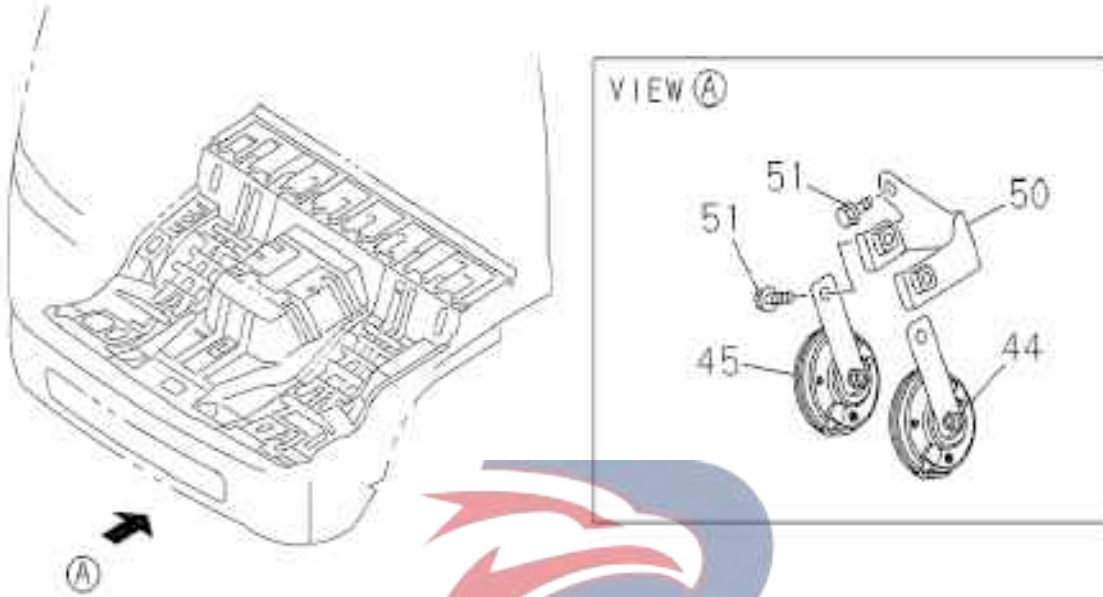
8-26		Electrical control and other parts											
Figure No.													
Index No.	Recommended grade/part name										Date of application	I T C	
	Part No.	L R	Q t y .	Qingling part No.	Remarks	Model applied							
						EXR 6W 420 -Height	EXR 6W 460 -Height	EXR 6U 380 -Height	EXZ 6U 380 height/reference	EXZ 6W 420 height			EXZ 6W 460 height
A	B	C	D	E	F								
1	---	Cigarette lighter assembly											
	8-98142-962-0		1	3725110-CYZ14		A	B	C	D	E	F	1704-	
21	---	Button trim cover											
	8-98025-954-1		1	8200151-P301		A	B	C	D	E	F	1704-	
62	---	nut											
	0-9118-0106-0		1	Q32006	M6 reel	A	B	C	D	E	F	1704-	
	0-9118-0106-0		1	Q32006	M6 reel	A	B	C	D	E	F	1704-	
68	---	bolt											
	0-2865-0616-0		2	Q1840616	M6X16 reel	A	B	C	D	E	F	1704-	
	0-2865-0616-0		2	Q1840616	M6X16 reel	A	B	C	D	E	F	1704-	
	0-2865-0616-0		1	Q1840616	M6X16 reel	A	B	C	D	E	F	1704-	
69	---	nut											
	0-9118-0106-0		1	Q32006	M6 reel	A	B	C	D	E	F	1704-	
70	---	Clamp piece											
	5-09707-031-1		2	3724551-803	L=140	A	B	C	D	E	F	1704-	
158	---	Control module-ABS											
	8-97433-640-0		1	3204100-912/C		A	B	C	D	E	F	1704-	
273	---	Binding tape											
	8-97637-631-0		2	3724517-D17YZ	I.D.=8 L=20	A	B	C	D	E	F	1704-	
373	---	Harness											
	8-98053-829-3		1	4611191-D17YZ		A	B	C	D	E	F	1704-	
437	---	Relay											
	8-97359-129-0		1	3711367-CYZ14	KOITO	A	B	C	D	E	F	1704-	
465	---	bolt											
	0-2805-0820-0		2	Q1840820	M8X20 reel	A	B	C	D	E	F	1704-	
466	---	nut											
	0-9118-0108-0		2	Q32008	M8 reel	A	B	C	D	E	F	1704-	
485	---	Vehicle speed control module											
	8-98292-310-0		1	5101032-D17YZ		A	B	C	D	E	F	1704-	
491	---	Fixing nail											
	8-98034-363-1		2	5300169-CYZ14	(B) Outer diameter =20	A	B	C	D	E	F	1704-	
	8-98054-651-0		1	5300159-CYZ14	(A) Outer diameter =60	A	B	C	D	E	F	1704-	
497	---	Switch-cab tilting											
	1-82380-172-1		2	5002930-CYZ14		A	B	C	D	E	F	1704-	
657	---	Control unit											
	8-98345-833-0		1	5101031-D17YZ		A	B	C	D	E	F	1704-	
677	---	Sensor-air pressure											
	1-80220-023-1		2	8100687-CYZ14	R1/4 Sensor air meter	A	B	C	D	E	F	1704-	
688	---	Binding tape											
	8-98052-677-0		2	3724518-D17YZ	L=146.2	A	B	C	D	E	F	1704-	

Figure No.

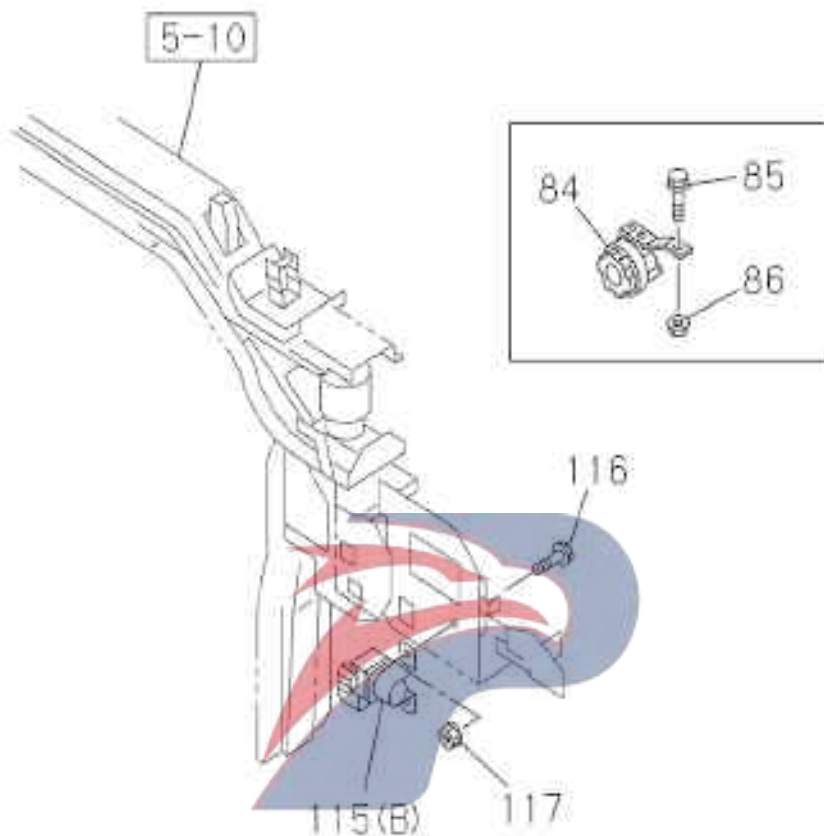
Index No.	Recommended grade/part name				Model applied						Date of application	I T C	
	Part No.	L R	Q t y .	Qingling part No.	Remarks	EXR 6W 420 -Height	EXR 6W 460 -Height	EXR 6U 380 -Height	EXZ 6U 380 height/reference	EXZ 6W 420 height			EXZ 6W 460 height
						A	B	C	D	E			F
700	--- CAN Conversion module 8-98357-085-0		1	3601010-D17YZ		A	B	C	D	E	F	1704-	
726	--- bolt 0-2805-0625-0		4	Q1840625	M6X25 reel	A	B	C	D	E	F	1704-	
756	--- Support assembly 8-97432-778-0		1	5305210-D17YZ	(A)	A	B	C	D	E	F	1704-	
	8-97432-779-0		1	5305220-D17YZ	(B)	A	B	C	D	E	F	1704-	
	8-97432-780-0		1	5305230-D17YZ	(C)	A	B	C	D	E	F	1704-	
	8-97432-781-0		1	5305240-D17YZ	(D)	A	B	C	D	E	F	1704-	
757	--- bolt 0-2865-0616-0		2	Q1840616	M6X16 reel	A	B	C	D	E	F	1704-	



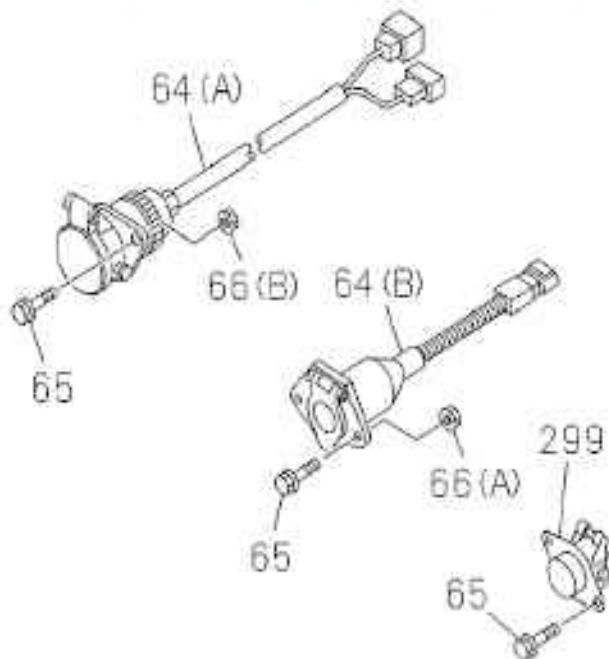
Figure No.

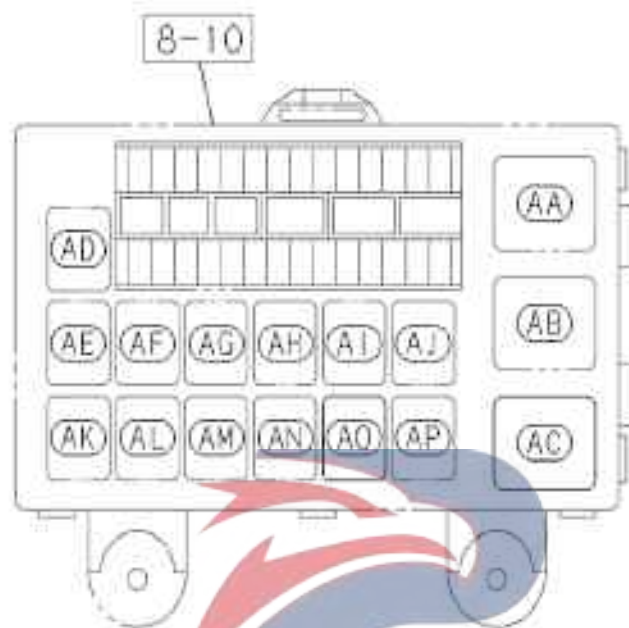


34 (A)	34 (B)	36, 90 272	40 (A)	40 (B)
87	89 (A), 714 (A)	89 (B)	91, 298	261
424	507	602	714 (B)	




POWERSTAR

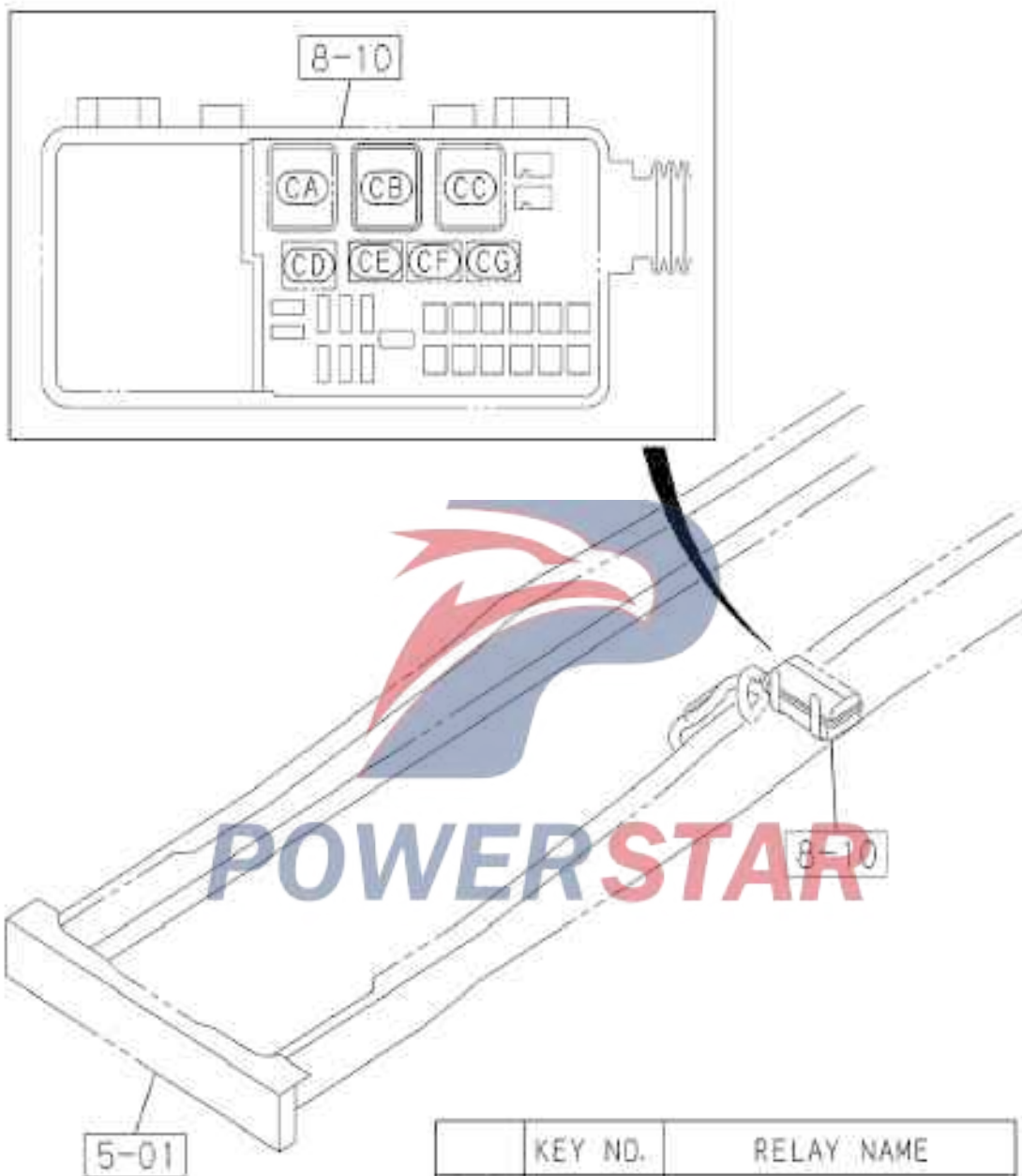




	KEY NO.	RELAY NAME		KEY NO.	RELAY NAME
(AA)	8-25	KEY ON	(AD)	—	—
(AB)	8-25	BLOWER	(AJ)	8-25	CDS FAN
(AC)	22	STOP LAMP	(AK)	8-25	FOG
(AD)	8-10	TAIL	(AL)	8-10	WIPER HI/LO
(AE)	8-10	HEAD LAMP HI	(AM)	8-10	HORN
(AF)	—	—	(AN)	8-10	WIPER MAIN
(AG)	8-10	HEAD LAMP LO	(AO)	B94	RR FOG
(AH)	8-25	POWER WINDOW	(AP)	—	—



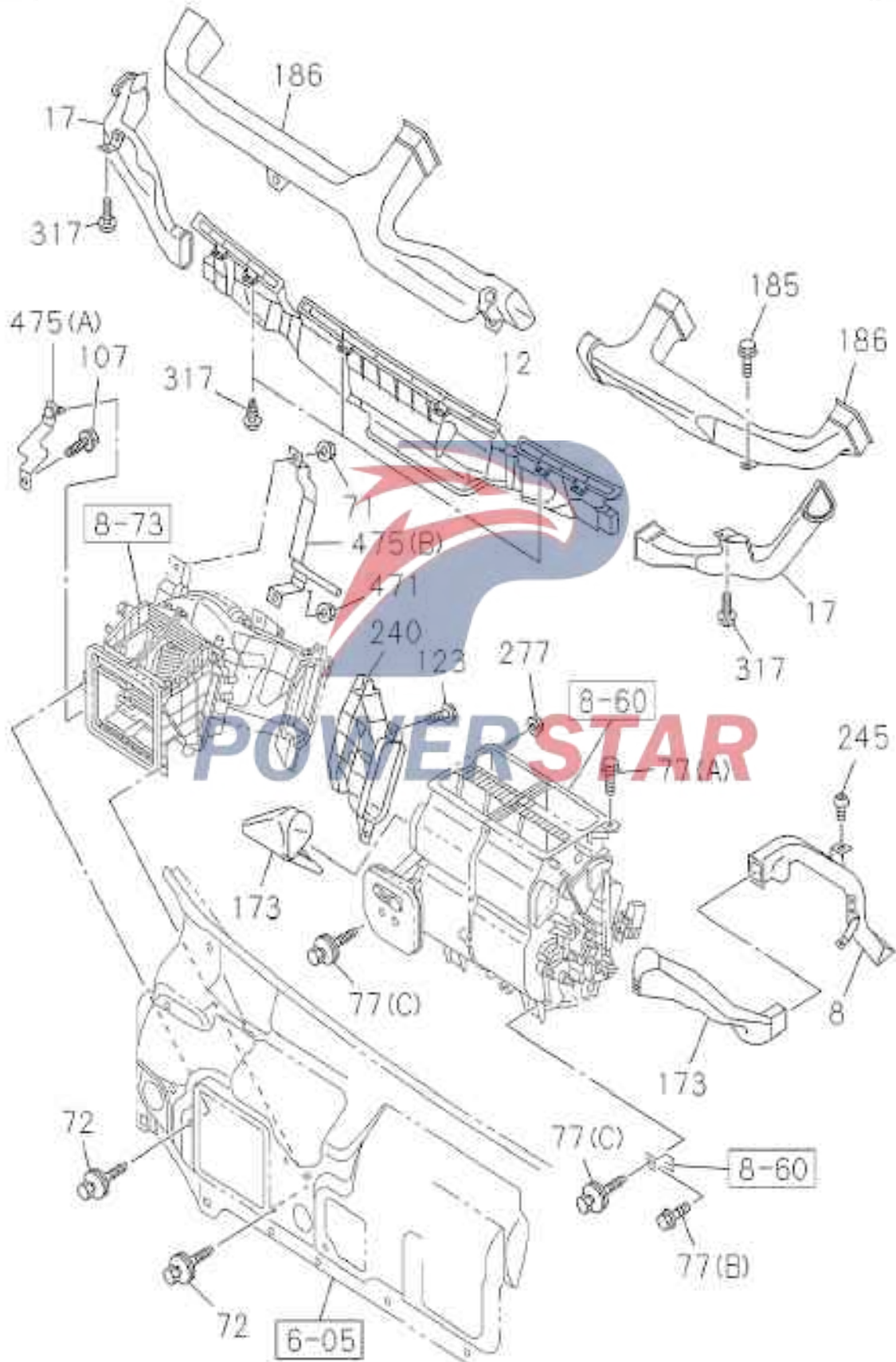
	KEY NO.	RELAY NAME
(BA)	329	TRLR BACK LAMP
(BB)	15(A)	P/TILT LID OPEN
(BC)	331	COMP
(BD)	8-25	IG1 MAIN
(BE)	8-25	ACC MAIN
(BF)	462	TRLR INF2
(BG)	462	TRLR INF1
(BH)	754	TRLR STOP

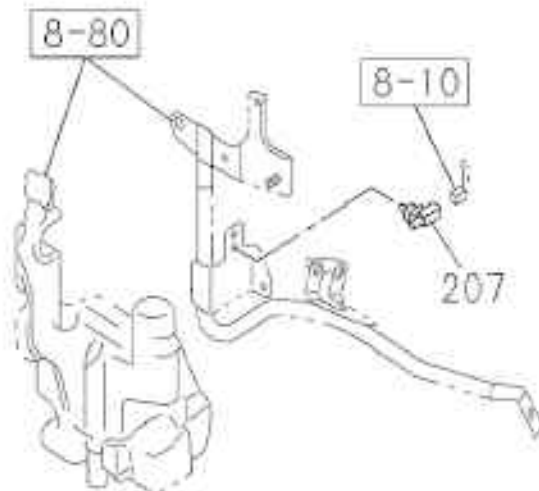
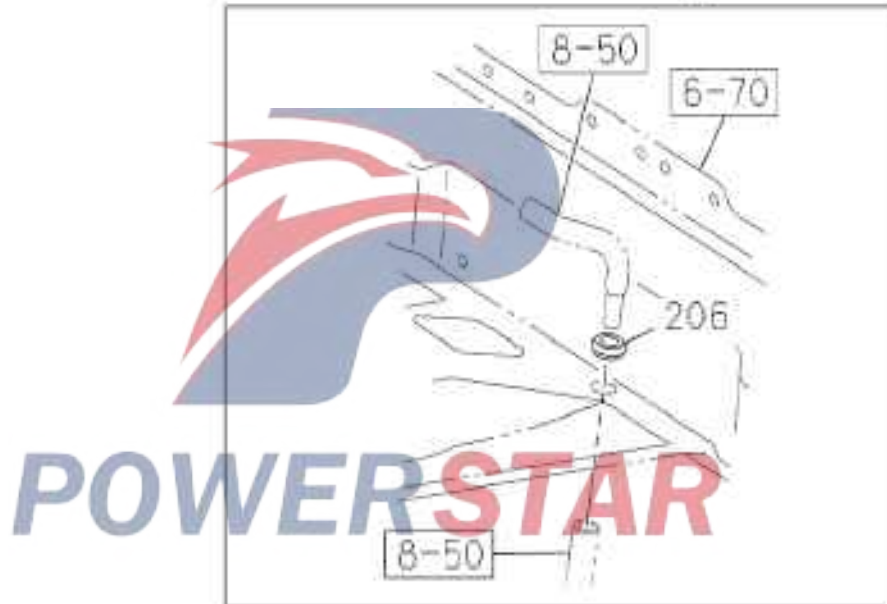
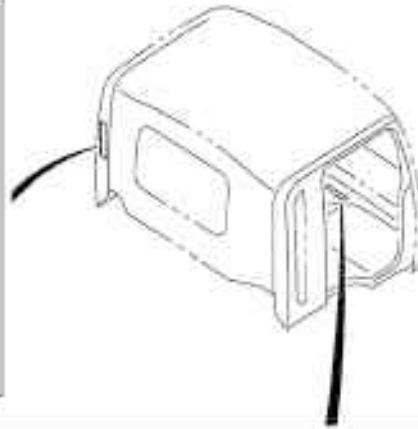
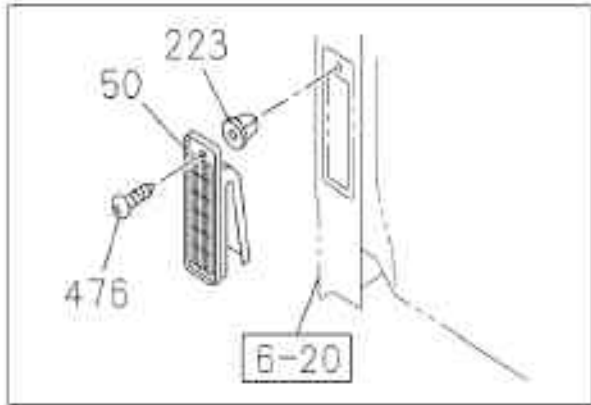


	KEY NO.	RELAY NAME
(CA)	—	—
(CB)	531	ECM MAIN
(CC)	0-60	GLOW
(CD)	8-25	MAG CLUTCH
(CE)	115(A)	BUZZER CUT
(CF)	0-60	STARTER CUT
(CG)	—	—

Index No.	Recommended grade/part name						Model applied						Date of application	I T C
	Part No.	L	Q	Qingling part No.	Remarks	EXR 6W 420 -Height	EXR 6W 460 -Height	EXR 6U 380 -Height	EXZ 6U 380 height/reference	EXZ 6W 420 height	EXZ 6W 460 height			
						A	B	C	D	E	F			
1 ---	Flashing relay 8-97613-970-1		1	3712220-CYZ14		A	B	C	D	E	F	1704-		
8 ---	Relay 8-98233-976-0		1	8200029-CYZ14		A	B	C	D	E	F	1704-		
22 ---	Relay 8-97262-933-0		1	8100340-P301	24V 12.5A PANASONIC	A	B	C	D	E	F	1704-		
34 ---	Connector 8-97431-400-0		1	8100661-CYZ14	(B) DIN8 & R1/4 elbow			C				1704-		
	8-97431-401-0		1	8100786-CYZ14	(A) DIN8 R1/4 straight			C				1704-		
	8-97431-400-0		2	8100661-CYZ14	(B) DIN8 & R1/4 elbow	A	B		D	E	F	1704-		
36 ---	bolt 0-2805-0612-0		4	Q1840612	M6X12 reel	A	B		D	E	F	1704-		
	0-2805-0612-0		2	Q1840612	M6X12 reel			C				1704-		
40 ---	Bracket 8-97431-502-0		1	3754022-CYZ14	(B)			C				1704-		
	8-97433-965-0		1	3754022-D17YZ	(A)	A	B		D	E	F	1704-		
44 ---	High-pitch horn 8-97431-407-0		1	3721010-CYZ14		A	B	C	D	E	F	1704-		
45 ---	Bass horn 8-97431-408-0		1	3721020-CYZ14		A	B	C	D	E	F	1704-		
50 ---	Support-horn 8-97433-069-0		1	3721111-D17YZ		A	B	C	D	E	F	1704-		
51 ---	Ground bolt 8-97086-825-0		2	3724333-801	M8X20	A	B	C	D	E	F	1704-		
	8-97086-825-0		2	3724333-801	M8X20	A	B	C	D	E	F	1704-		
64 ---	Nanabosh socket 8-97433-760-0		1	3802140-D17YZ	(B)	A	B	C	D	E	F	1704-		
	8-97433-761-0		1	3802150-D17YZ	(A)	A	B	C	D	E	F	1704-		
65 ---	bolt 0-2865-0825-0		6	Q1840825	M8X25 reel	A	B	C	D	E	F	1704-		
66 ---	nut 0-9118-0108-0		2	Q32008	(A) M8 reel	A	B	C	D	E	F	1704-		
	0-9118-0208-0		3	Q32008T13F2	(B) M8 reel	A	B	C	D	E	F	1704-		
84 ---	Alarm--low air pressure 8-98069-860-0		1	3802090-CYZ14	METRO DENSO	A	B	C	D	E	F	1704-		
85 ---	bolt 0-2865-0820-0		1	Q1840820	M8X20 reel	A	B	C	D	E	F	1704-		
86 ---	nut 0-9118-0108-0		1	Q32008	M8 reel	A	B	C	D	E	F	1704-		
87 ---	Connector 8-97431-401-0		1	8100786-CYZ14	DIN8 R1/4 straight	A	B		D	E	F	1704-		

8-28		Chassis electric											
Figure No.													
Index No.	Recommended grade/part name										Date of application	I T C	
	Part No.	L R	Q t y .	Qingling part No.	Remarks	Model applied							
						EXR 6W 420 -Height	EXR 6W 460 -Height	EXR 6U 380 -Height	EXZ 6U 380 height/reference	EXZ 6W 420 height			EXZ 6W 460 height
A						B	C	D	E	F			
531	Relay 8-98259-779-0		1	3732030-D17YZ	24V 30A MITSUBA	A	B	C	D	E	F	1704-	
602	O-ring 8-97431-460-0		1	3754031-CYZ14		A	B		D	E	F	1704-	
694	Relay 8-97173-035-1		1	8100650 I -P301	24V 10A PANASONIC	A	B	C	D	E	F	1704-	
714	Solenoid valve assembly 8-97431-459-0		1	3754016-CYZ14	(A)			C				1704-	
	8-97431-772-0		1	3754025-CYZ14B	(B)			C				1704-	
754	Relay 8-97262-933-0		1	8100340-P301	24V 12.5A PANASONIC	A	B	C	D	E	F	1704-	
770	Relay 8-97262-933-0		1	8100340-P301	24V 12.5A PANASONIC	A	B	C	D	E	F	1704-	
778	Relay 8-97173-035-1		1	8100650 I -P301	24V 10A PANASONIC	A	B	C	D	E	F	1704-	

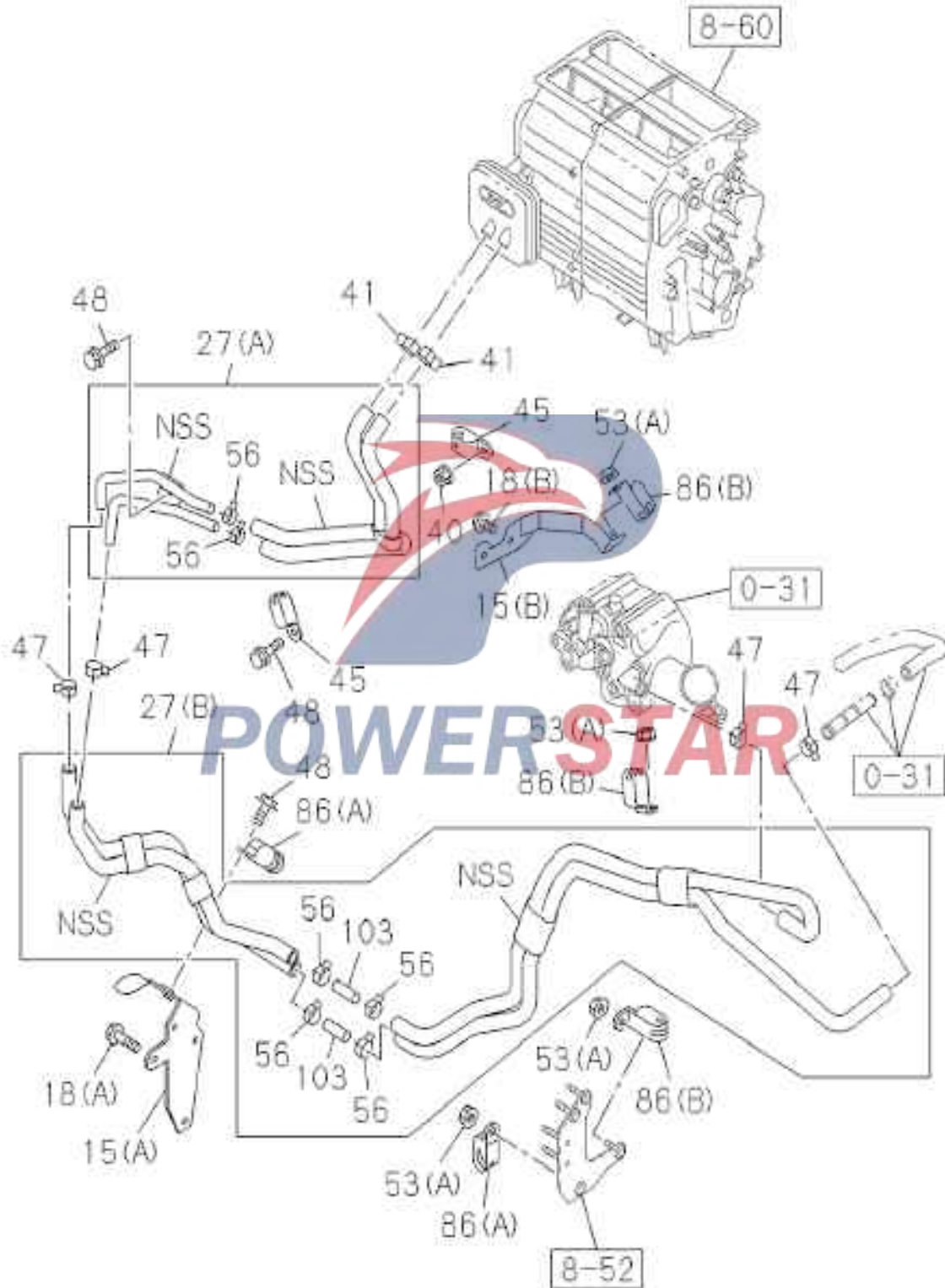


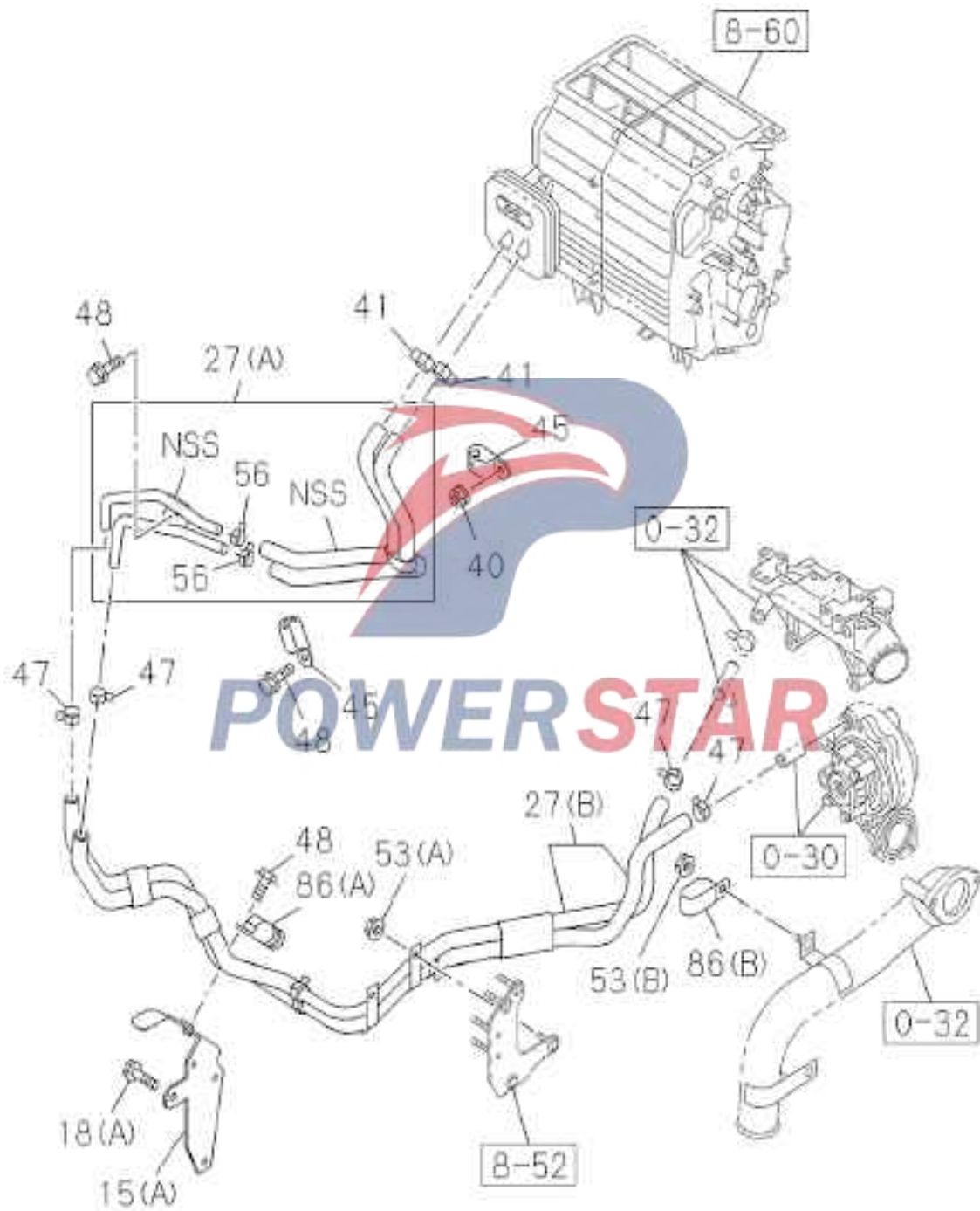


8-40		Heating system												
Figure No.														
Index No.	Recommended grade/part name										Date of application	I T C		
	Part No.	L R	Q t y .	Qingling part No.	Remarks	Model applied								
						EXR 6W 420 -Height	EXR 6W 460 -Height	EXR 6U 380 -Height	EXZ 6U 380 height/reference	EXZ 6W 420 height			EXZ 6W 460 height	
A						B	C	D	E	F				
8	---	Connection pipeline assembly-lower ventilation												
			1				A	B	C	D	E	F	1704-	
12	---	Defrosting pipe												
			1				A	B	C	D	E	F	1704-	
17	---	Defrosting pipe--left side												
		L	1				A	B	C	D	E	F	1704-	
		R	1	8101460-CYZ14			A	B	C	D	E	F	1704-	
50	---	Air outlet assembly--air filter												
			1	8101510-P301						D			1704-	
71	---	nut												
			2	Q32006			A	B	C	D	E	F	1704-	
72	---	bolt												
			2	8101312 I -P301	M6X20		A	B	C	D	E	F	1704-	
77	---	bolt												
			1	Q1840616	(A)		A	B	C	D	E	F	1704-	
			2	Q1840620	(B)		A	B	C	D	E	F	1704-	
			3	8101312 I -P301	(C)		A	B	C	D	E	F	1704-	
					M6X20									
107	---	bolt												
			1	8200384-CYZ14			A	B	C	D	E	F	1704-	
123	---	bolt												
			4	8200119 I -CYZ14			A	B	C	D	E	F	1704-	
173	---	Ventilation pipe assembly												
		R	1	8101370-D17YZ			A	B	C	D	E	F	1704-	
		L	1	8101380-CYZ14			A	B	C	D	E	F	1704-	
185	---	screw												
			4	8200119-CYZ14	M5X16		A	B	C	D	E	F	1704-	
186	---	Left ventilation pipe assembly												
		R	1	8101360-D17YZ			A	B	C	D	E	F	1704-	
		L	1	8101350-D17YZ			A	B	C	D	E	F	1704-	
206	---	Seal cover-dripping pipe												
			1	8101333-CYZ14			A	B	C	D	E	F	1704-	
207	---	Sensor												
			1	8101421-D17YZ			A	B	C	D	E	F	1704-	
223	---	Washer nut												
			1	3724543-44	D=7.9X7.9 L=20 M5					D			1704-	
240	---	Ventilation pipeline assembly												
			1	8101340-CYZ14			A	B	C	D	E	F	1704-	
245	---	Fixing nail												
			3	8101374-CYZ14			A	B	C	D	E	F	1704-	
277	---	nut												
			1	Q32006			A	B	C	D	E	F	1704-	

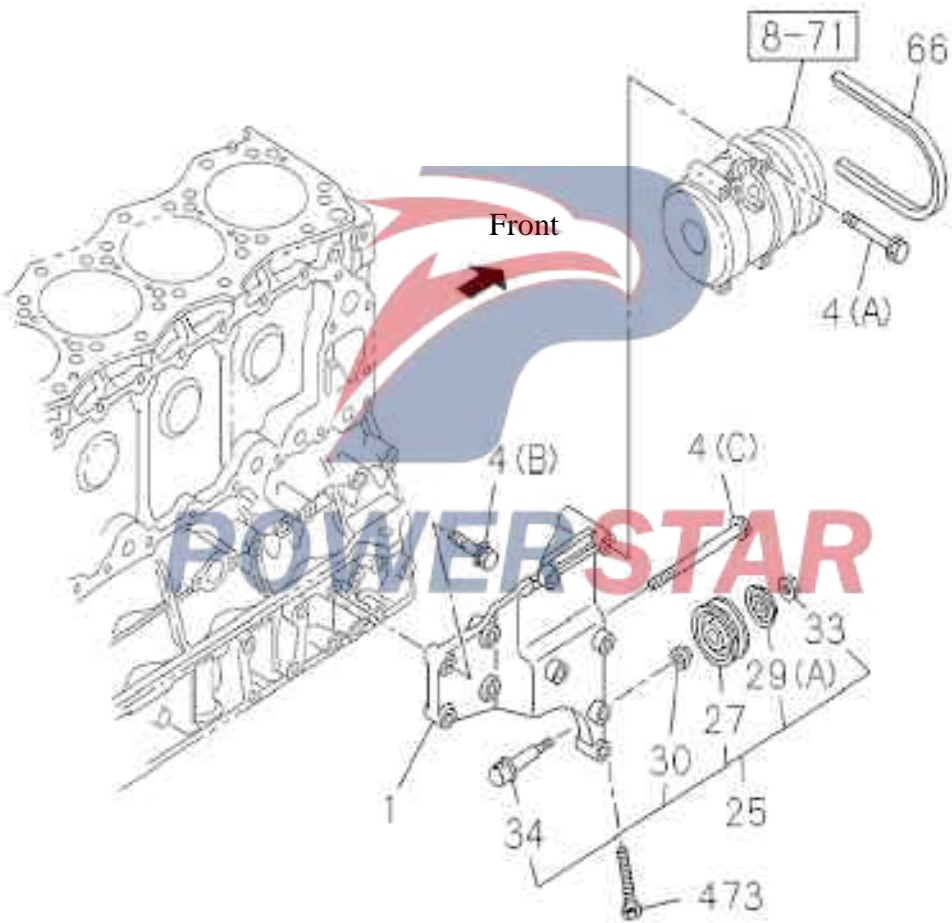
8-40		Heating system																		
Figure No.																				
Index No.	Recommended grade/part name										Date of application	I T C								
	Part No.	L R	Q t y .	Qingling part No.	Remarks	Model applied														
						EXR 6W 420 -Height	EXR 6W 460 -Height	EXR 6U 380 -Height	EXZ 6U 380 height/reference	EXZ 6W 420 height			EXZ 6W 460 height							
A	B	C	D	E	F															
317	--- screw																			
	0-7218-0516-0		6	8200119-CYZ14	M5X16	A	B	C	D	E	F									1704-
	0-7218-0516-0		2	8200119-CYZ14	M5X16	A	B	C	D	E	F									1704-
471	--- nut																			
	8-97431-309-0		1	Q32006		A	B	C	D	E	F									1704-
475	--- Support-blower motor																			
	8-97432-568-0		1	8101321-D17YZ	(A)	A	B	C	D	E	F									1704-
	8-98165-782-0		1	8101330-CYZ14	(B)	A	B	C	D	E	F									1704-
476	--- screw																			
	8-98062-675-0		1	8101519-CYZ14	M5X16				D											1704-

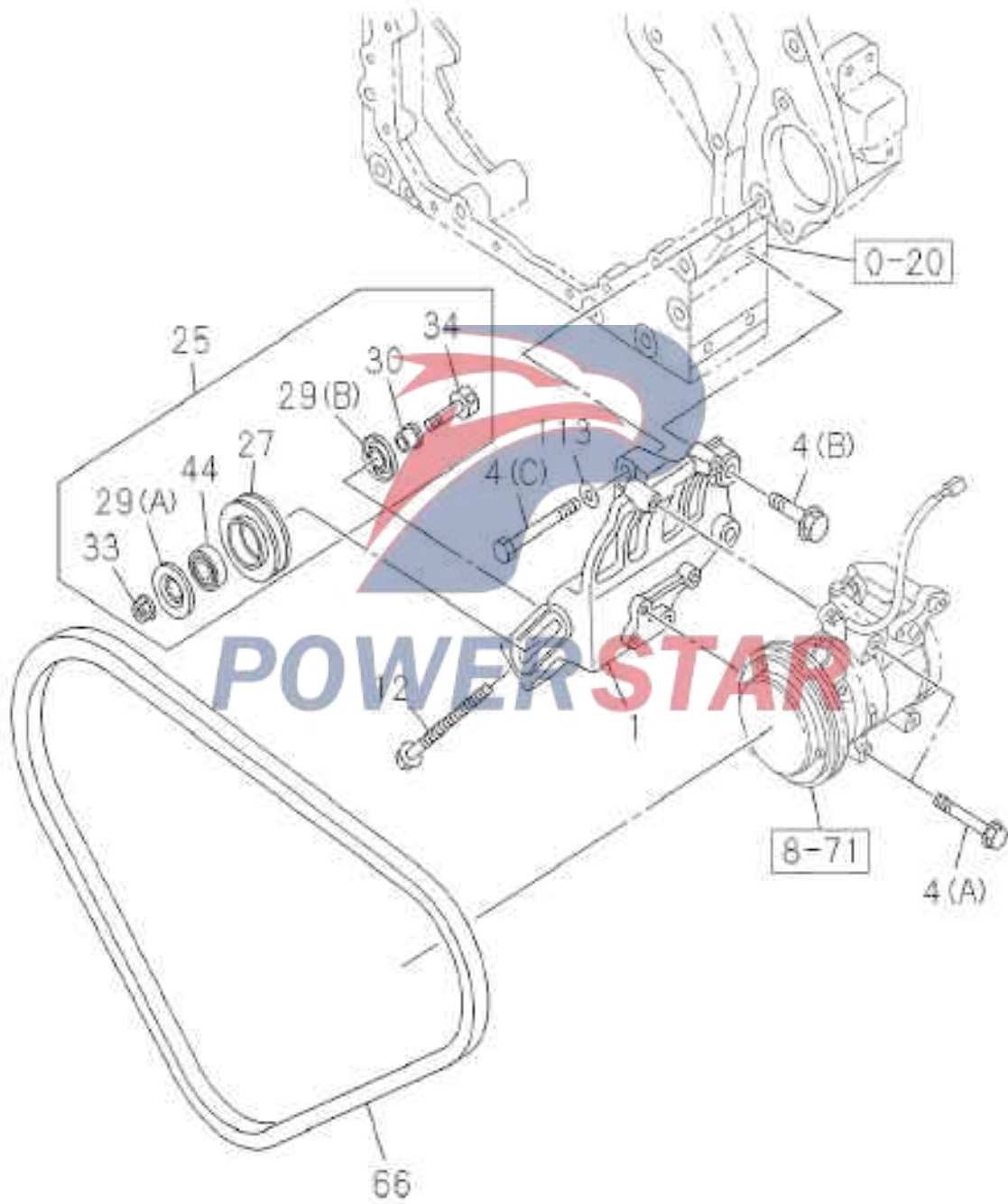


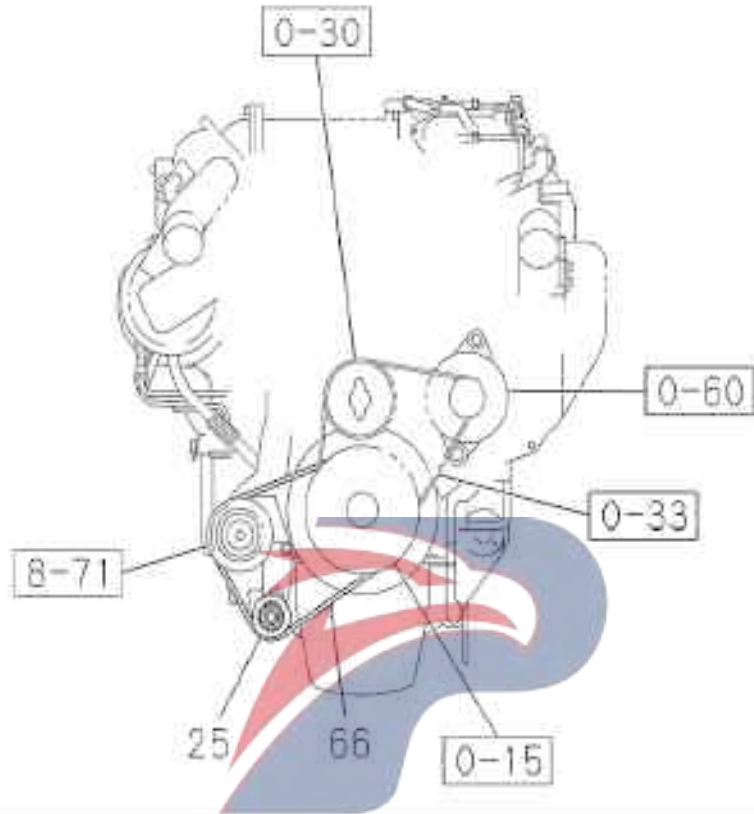




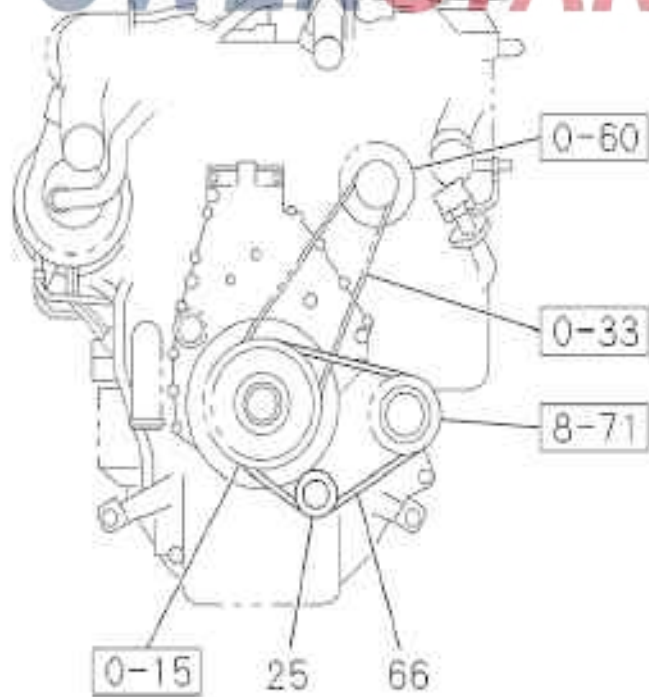
8-45		Radiator's water pipe															
Figure No.																	
Index No.	Recommended grade/part name										Date of application	I T C					
	Part No.	L R	Q t y .	Qingling part No.	Remarks	Model applied											
						EXR 6W 420 -Height	EXR 6W 460 -Height	EXR 6U 380 -Height	EXZ 6U 380 height/reference	EXZ 6W 420 height			EXZ 6W 460 height				
A	B	C	D	E	F												
15	Support-warm water pipe																
	8-97432-586-0		1		(B)				C	D							1704-
	8-98228-344-1		1	8202408-D17YZ	(A)	A	B	C	D	E	F						1704-
18	bolt																
	0-2805-0816-0		2	Q1840816	(B) M8X16 reel				C	D							1704-
	0-2865-0820-0		2	Q1840820	(A) M8X20 reel	A	B	C	D	E	F						1704-
27	Warm water pipe																
	8-97432-576-0		1	1018032-D17YZ		A	B	C	D	E	F						1704-
	8-97432-584-0		1	8202407-D15YR	(B)				C	D							1704-
	8-97432-585-0		1	8202407-D17YZ	(B)	A	B				E	F					1704-
40	nut																
	0-9118-0108-0		1	Q32008	M8 reel	A	B	C	D	E	F						1704-
41	Circumferential clamp-stabilizer bar																
	8-97431-317-0		2	8100528-CYZ14		A	B	C	D	E	F						1704-
45	Clamp piece																
	1-09700-710-0		2	8101149-117/C	Inner diameter=24X2 L=25	A	B	C	D	E	F						1704-
47	Circumferential clamp																
	8-97431-317-0		4	8100528-CYZ14		A	B	C	D	E	F						1704-
48	bolt																
	0-2865-0820-0		1	Q1840820	M8X20 reel	A	B	C	D	E	F						1704-
	0-2865-0820-0		2		M8X20 reel	A	B	C	D	E	F						1704-
53	nut																
	0-9118-0108-0		2	Q32008	(A) M8 reel	A	B				E	F					1704-
	0-9118-0108-0		4	Q32008	(A) M8 reel				C	D							1704-
	0-9118-0110-0		1	Q32010(P=1.25)	(B) M10 reel	A	B				E	F					1704-
56	Warm air blower hose clamp																
	8-97359-141-0		4		Inner diameter=22				C	D							1704-
	8-97359-141-0		2		Inner diameter=22	A	B	C	D	E	F						1704-
86	Clamp piece																
	1-09700-710-0		1	8101149-117/C	(A) Inner diameter=24X2 L=25	A	B				E	F					1704-
	1-09700-710-0		2	8101149-117/C	(A) Inner diameter=24X2 L=25				C	D							1704-
	1-09701-018-0		3	3206438-CYZ14	(B) Inner diameter=24X2 H=35.5 L=49				C	D							1704-
	8-98166-024-0		1	3206438-D17YZ	(B)	A	B				E	F					1704-
103	Connector																
	9-09703-048-0		2						C	D							1704-
	9-09703-048-0		2						C	D	E	F					1704-

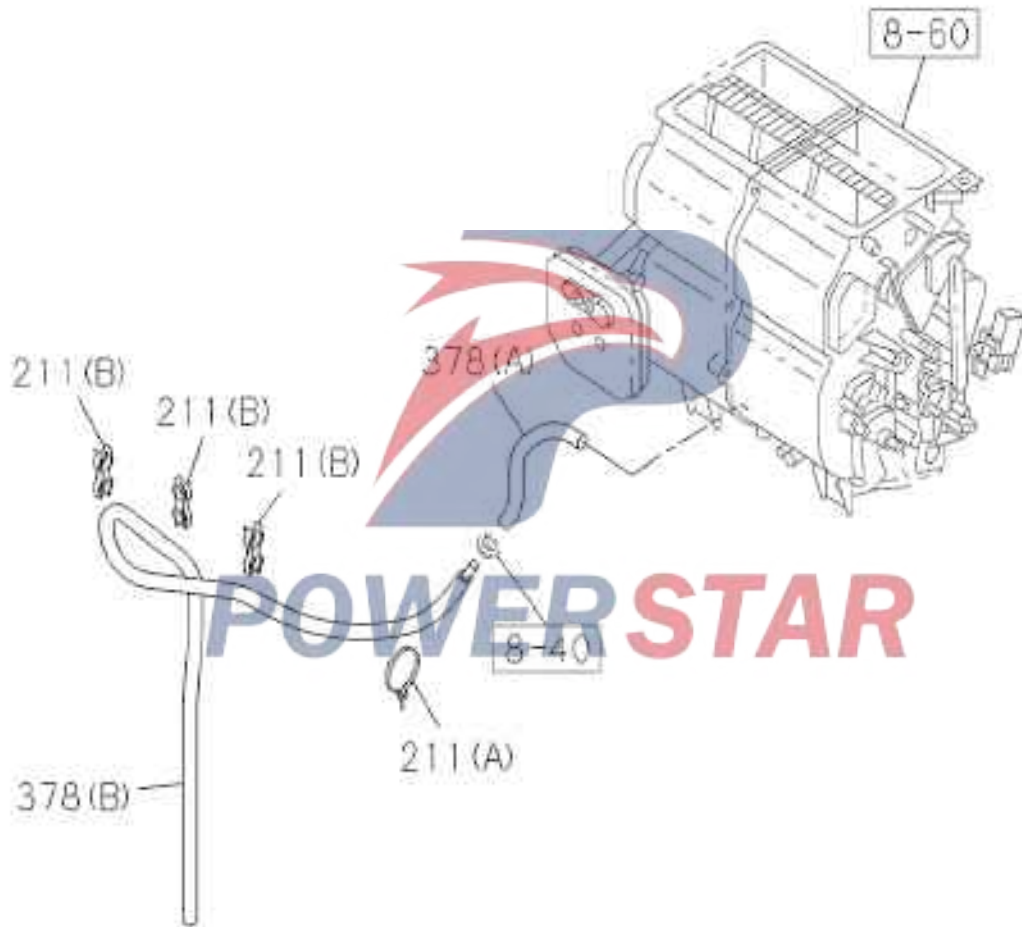






POWERSTAR

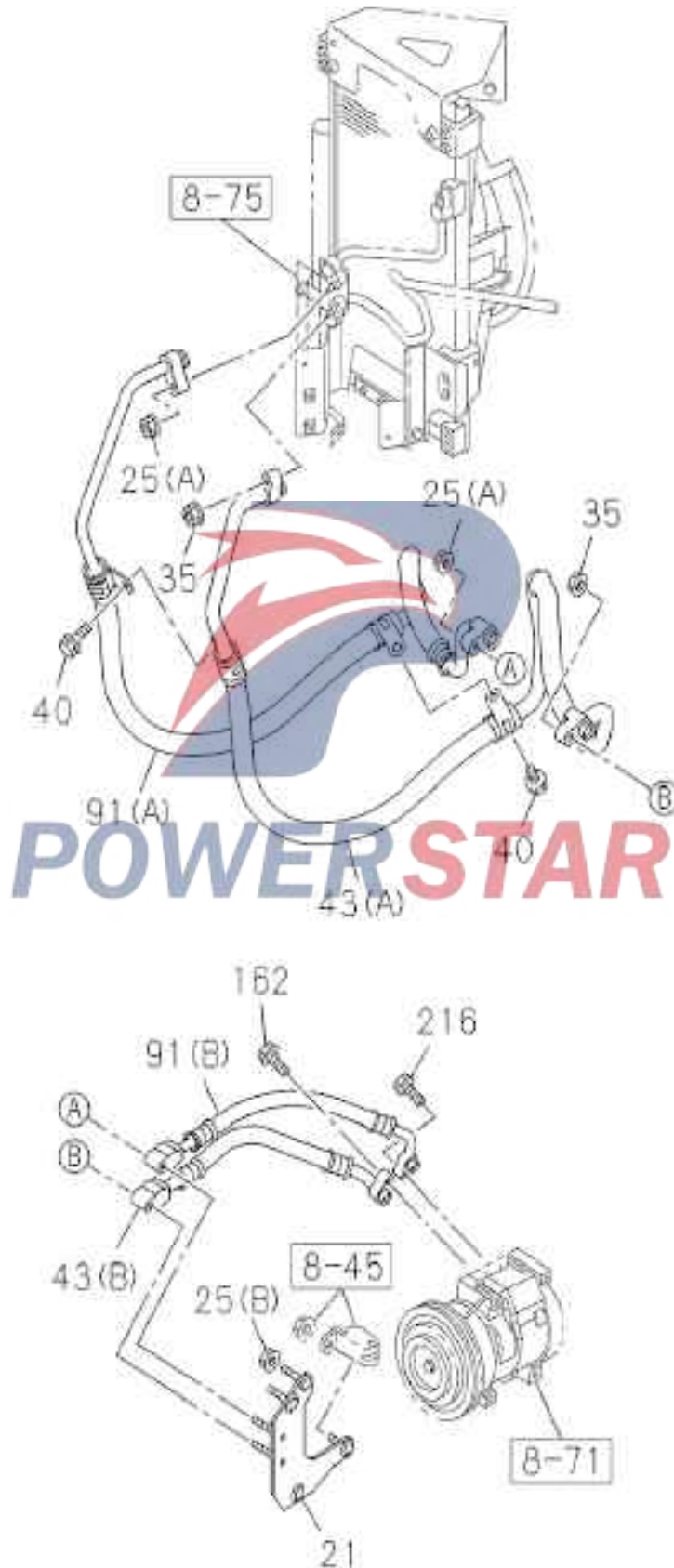


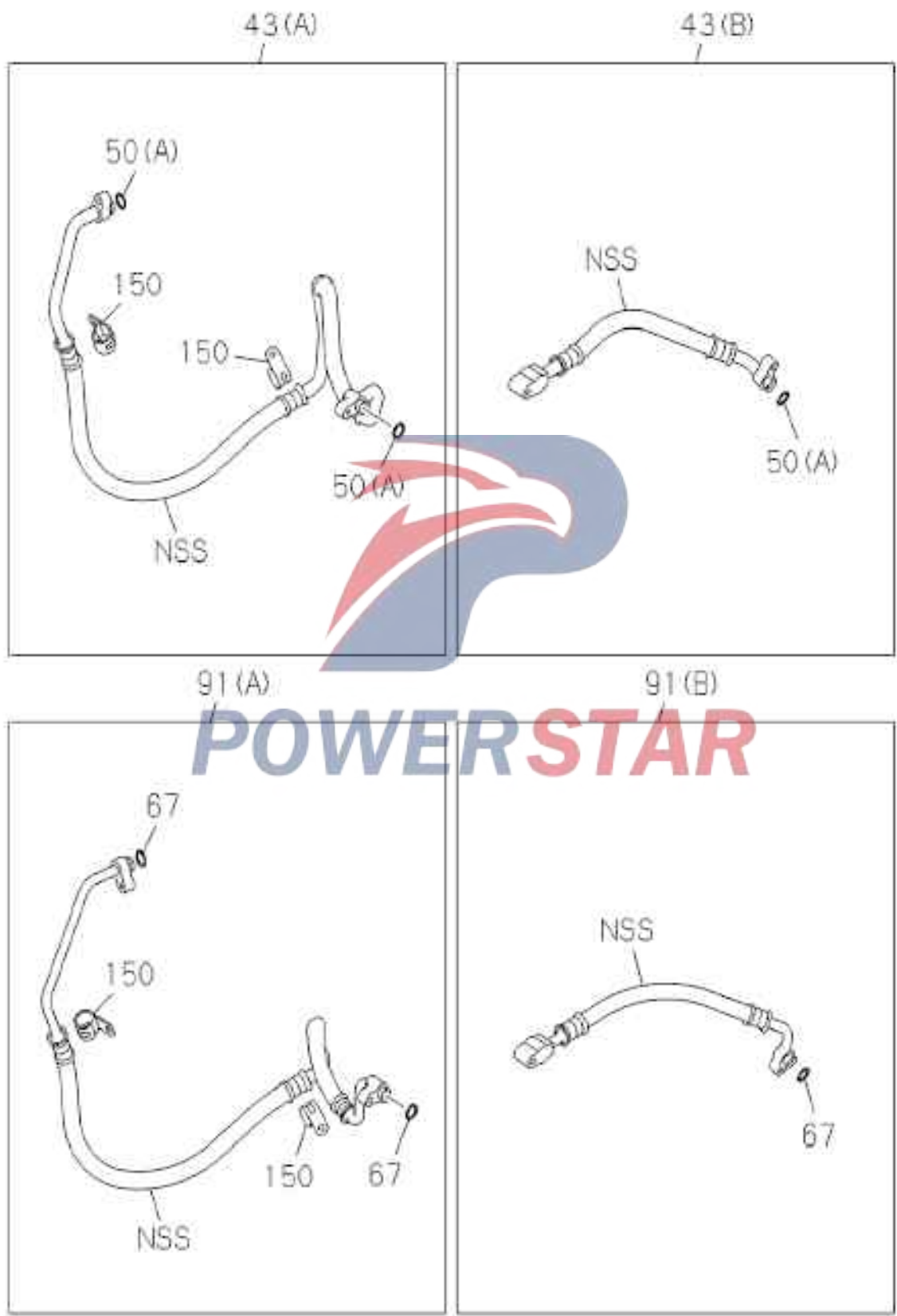


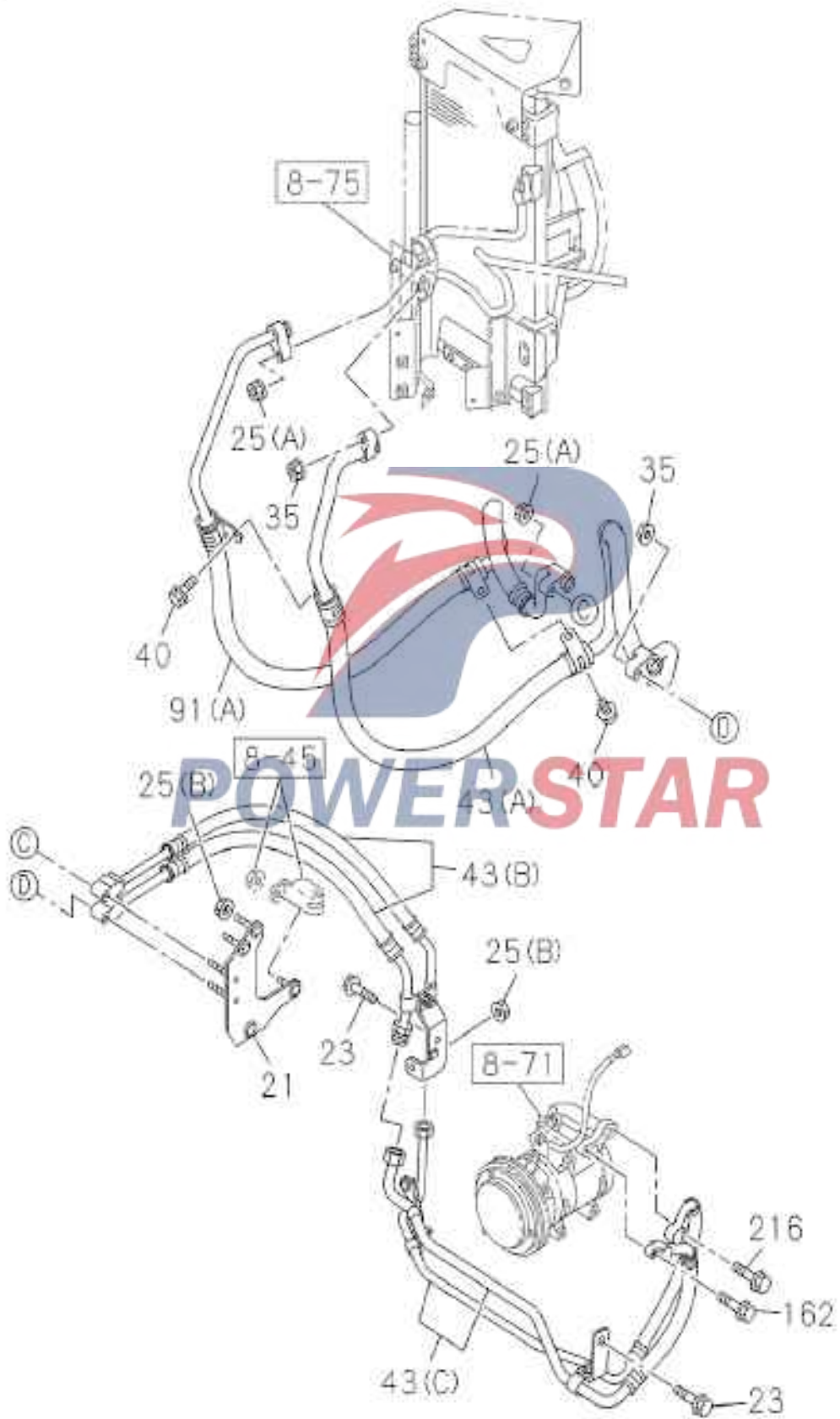
8-50		Front A/C system															
Figure No.		Recommended grade/part name															
Index No.	Part No.	L	Q	R	t	y	Qingling part No.	Remarks	Model applied						Date of application	I T C	
									EXR 6W 420 -Height	EXR 6W 460 -Height	EXR 6U 380 -Height	EXZ 6U 380 height/reference	EXZ 6W 420 height	EXZ 6W 460 height			
									A	B	C	D	E	F			
1	Support—A/C compressor																
	8-97430-579-1		1				8104050-CYZ14				C	D					1704-
	8-97432-063-0		1				8104050-D17YZ		A	B				E	F		1704-
4	bolt																
	0-2805-0890-0		4				(A) M8X90 reel				C	D					1704-
	0-2805-0890-0		4				(A) M8X90 reel	A	B					E	F		1704-
	0-2815-1045-0		4				(B) M10X45 reel				C	D					1704-
	0-2815-6015-0		1				(C) M10X150 reel				C	D					1704-
	0-2895-1460-0		2				(B) M14X60 reel	A	B					E	F		1704-
	1-09020-055-0		3				(C) M14X135	A	B					E	F		1704-
12	bolt																
	8-97062-091-1		1				M8X120 reel	A	B					E	F		1704-
25	Tensioner assembly																
	8-97431-829-0		1				8100210-CYZ14				C	D					1704-
	8-97432-812-0		1				8100210-D17YZ	A	B					E	F		1704-
27	Tensioner assembly																
	1-87223-676-0		1								C	D					1704-
	1-87223-682-0		1					A	B					E	F		1704-
29	Belt idler dust cover																
	1-87223-679-0		1				(A)				C	D					1704-
	1-87223-686-0		1				(A)	A	B					E	F		1704-
	1-87223-687-0		1				(B)	A	B					E	F		1704-
30	Belt idler Strap																
	1-87223-678-0		1								C	D					1704-
	1-87223-684-0		1					A	B					E	F		1704-
33	Belt idler nut																
	1-87223-680-0		1								C	D					1704-
	1-87223-681-0		1					A	B					E	F		1704-
34	Pulley shaft																
	1-87223-677-0		1								C	D					1704-
	1-87223-685-0		1					A	B					E	F		1704-
44	bearing																
	1-87223-683-0		1					A	B					E	F		1704-
66	Belt--A/C compressor																
	8-97434-067-0		1				8100110-D17YZ				C	D					1704-
	8-97434-067-0		1				8100110-D17YZ	A	B					E	F		1704-
113	Washer																
	0-9161-4514-0		3				Q40014	Inner diameter=15 Outer diameter=26	A	B				E	F		1704-

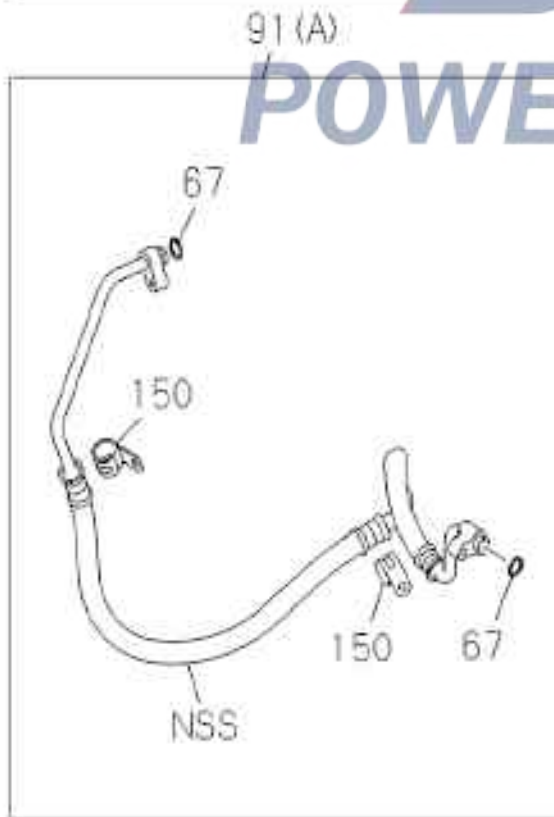
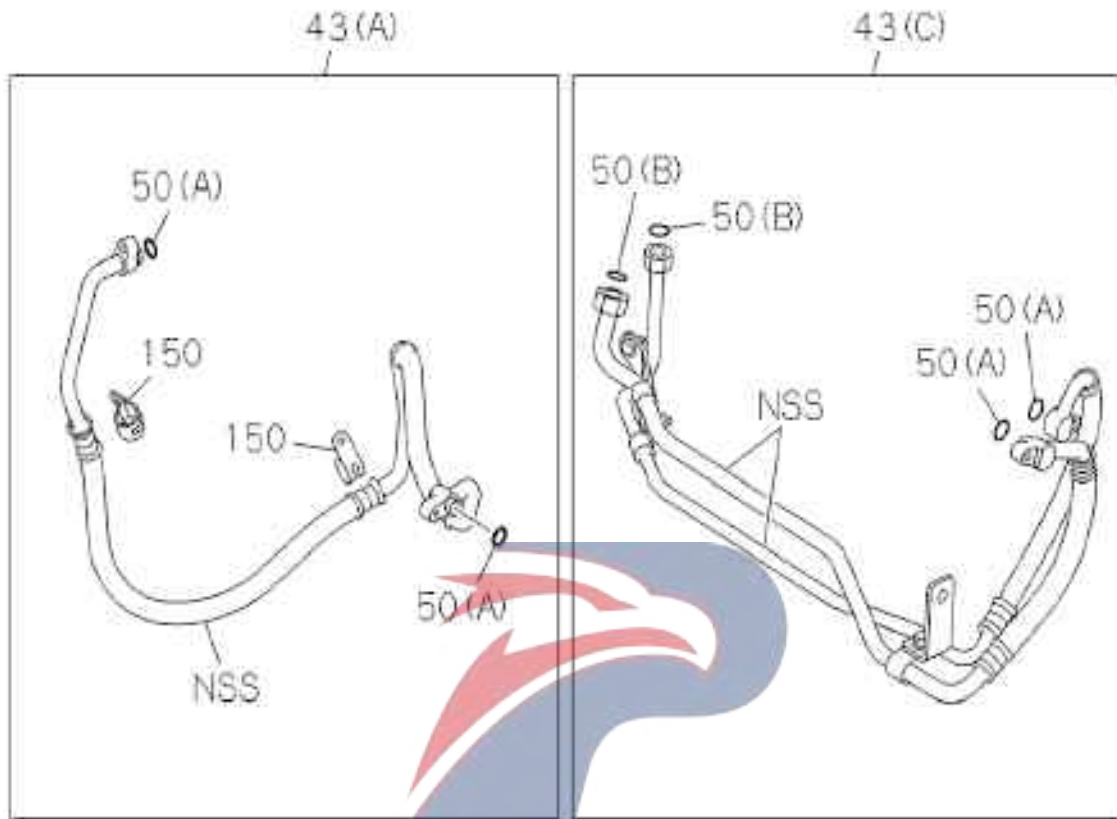
8-50		Front A/C system															
Figure No.																	
Index No.	Recommended grade/part name										Date of application	I T C					
	Part No.	L R	Q t y .	Qingling part No.	Remarks	Model applied											
						EXR 6W 420 -Height	EXR 6W 460 -Height	EXR 6U 380 -Height	EXZ 6U 380 height/reference	EXZ 6W 420 height			EXZ 6W 460 height				
A	B	C	D	E	F												
211	--- Clamp piece																
	1-09707-162-1		1	3703237-117/C	(A) L=180	A	B	C	D	E	F	1704-					
	8-98052-217-1		3	3703237-D17YZ	(B)	A	B	C	D	E	F	1704-					
378	--- Upper segment of dripping pipe--A/C																
	8-97431-261-0		1	8101331-CYZ14	(A)	A	B	C	D	E	F	1704-					
	8-97432-569-0		1	8101332-D17YZ	(B)	A	B	C	D	E	F	1704-					
473	--- Bolt-tension pulley																
	1-09044-091-0		1		M8X80 reel			C	D			1704-					









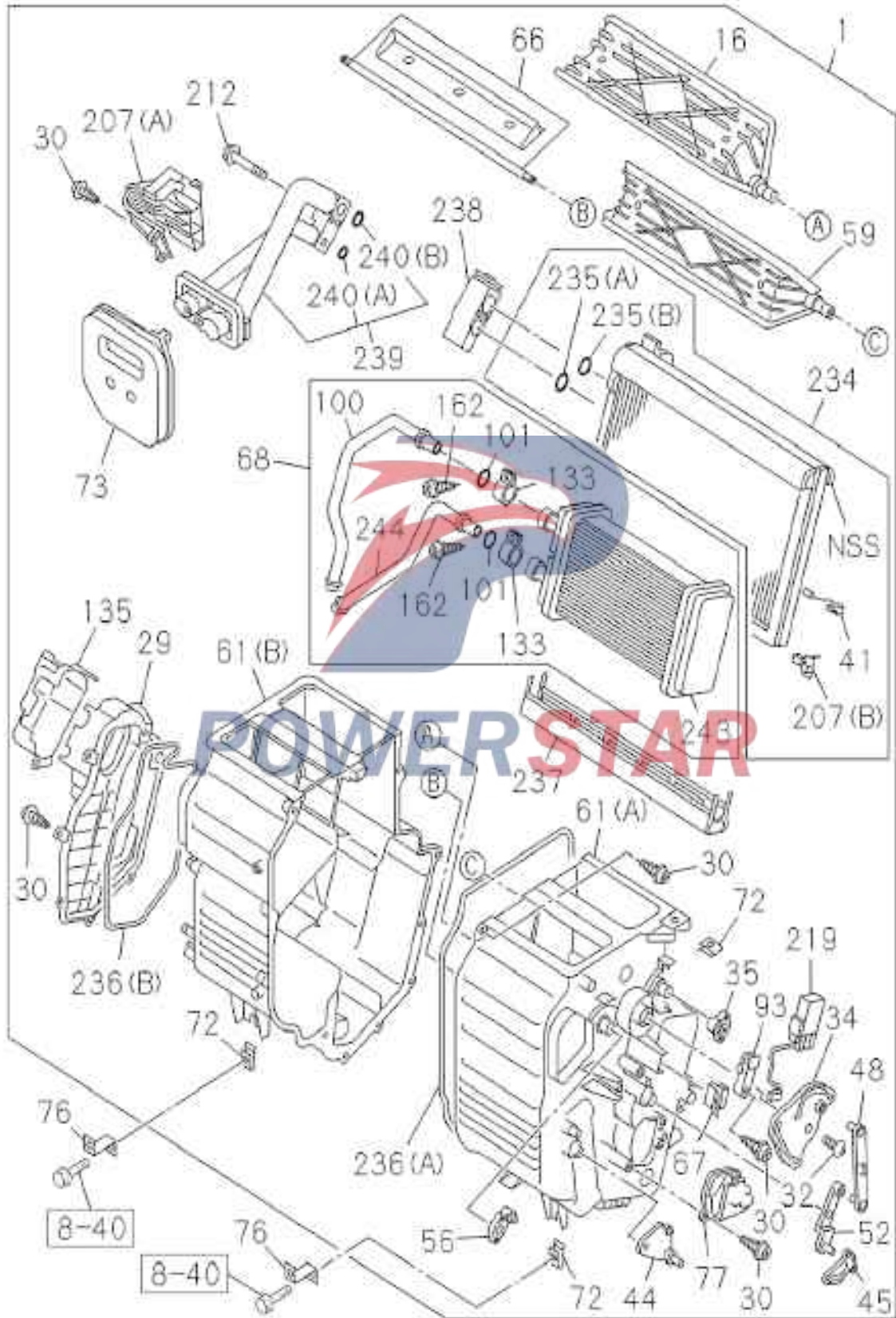


POWERSTAR

8-52		A/C circuit												
Figure No.														
Index No.	Recommended grade/part name										Date of application	I T C		
	Part No.	L R	Q t y .	Qingling part No.	Remarks	Model applied								
						EXR 6W 420 -Height	EXR 6W 460 -Height	EXR 6U 380 -Height	EXZ 6U 380 height/reference	EXZ 6W 420 height			EXZ 6W 460 height	
A	B	C	D	E	F									
21	---	Support assembly--cooling circuit												
		8-97432-583-0		1	8202510-D17YZ		A	B	C	D	E	F	1704-	
23	---	bolt												
		0-2805-1025-0		2	Q1841025(P=1.25)	M10X25 reel	A	B			E	F	1704-	
25	---	nut												
		0-9118-0106-0		2	Q32006	(A) M6 reel	A	B	C	D	E	F	1704-	
		0-9118-0108-0		2	Q32008	(B) M8 reel			C	D			1704-	
		0-9118-0108-0		3	Q32008	(B) M8 reel	A	B			E	F	1704-	
35	---	nut												
		0-9118-0106-0		2	Q32006	M6 reel	A	B	C	D	E	F	1704-	
40	---	bolt												
		0-2865-0820-0		2	Q1840820	M8X20 reel	A	B	C	D	E	F	1704-	
43	---	Hose												
		8-97432-577-0		1	8202505-D17YZ	(A)	A	B	C	D	E	F	1704-	
		8-97432-578-0		1	8202505-D15YR	(B)			C	D			1704-	
		8-97432-579-0		1	8202503-D17YZB	(B)	A	B			E	F	1704-	
		8-97432-580-0		1	8202504-D17YZB	(C)	A	B			E	F	1704-	
50	---	Gasket												
		8-97095-907-0		2		(B) Inner diameter=11.7	A	B			E	F	1704-	
		8-97095-908-0		2		(A) Inner diameter=14.5	A	B	C	D	E	F	1704-	
		8-97095-908-0		1		(A) Inner diameter=14.5			C	D			1704-	
		8-97095-908-0		2		(A) Inner diameter=14.5	A	B			E	F	1704-	
67	---	Gasket												
		8-97095-907-0		2		Inner diameter=11.7	A	B	C	D	E	F	1704-	
		8-97095-907-0		1		Inner diameter=11.7			C	D			1704-	
91	---	Hose												
		8-97432-581-0		1	8202502-D17YZ	(A)	A	B	C	D	E	F	1704-	
		8-97432-582-0		1	8202502-D15YR	(B)			C	D			1704-	
150	---	Clamp piece												
		1-83574-264-0		2			A	B	C	D	E	F	1704-	
		1-83574-264-0		2			A	B	C	D	E	F	1704-	
162	---	bolt												
		0-2805-0625-0		1	Q1840625	M6X25 reel	A	B	C	D	E	F	1704-	
216	---	bolt												
		0-2805-0625-0		1	Q1840625	M6X25 reel	A	B	C	D	E	F	1704-	

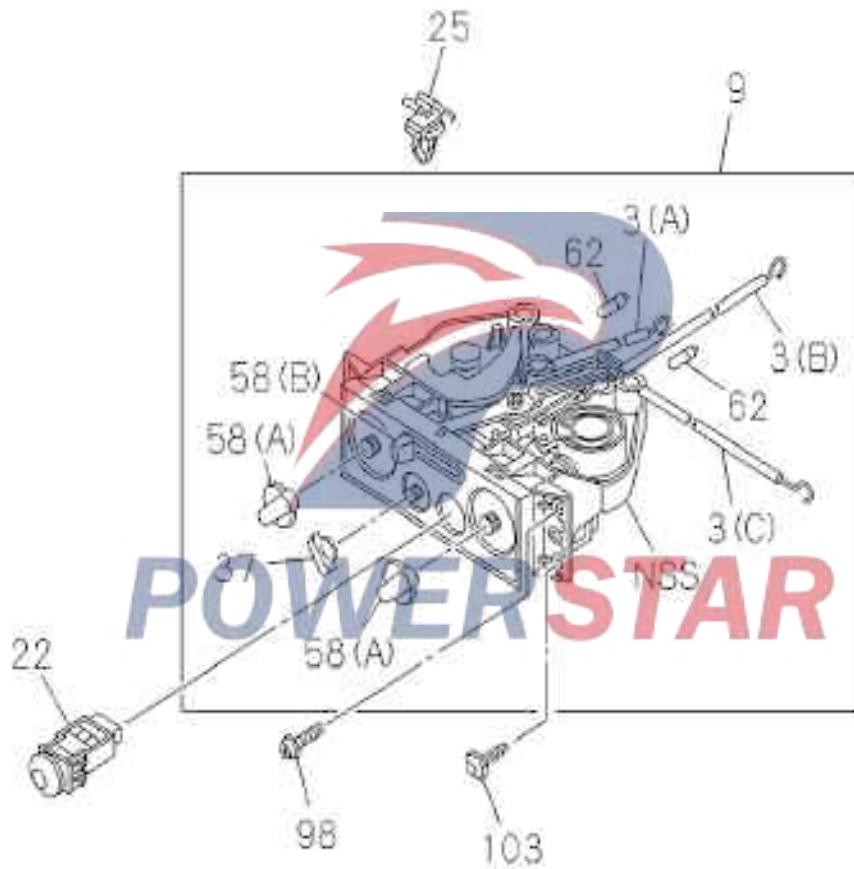
8-60 Front warm air blower

Figure No.

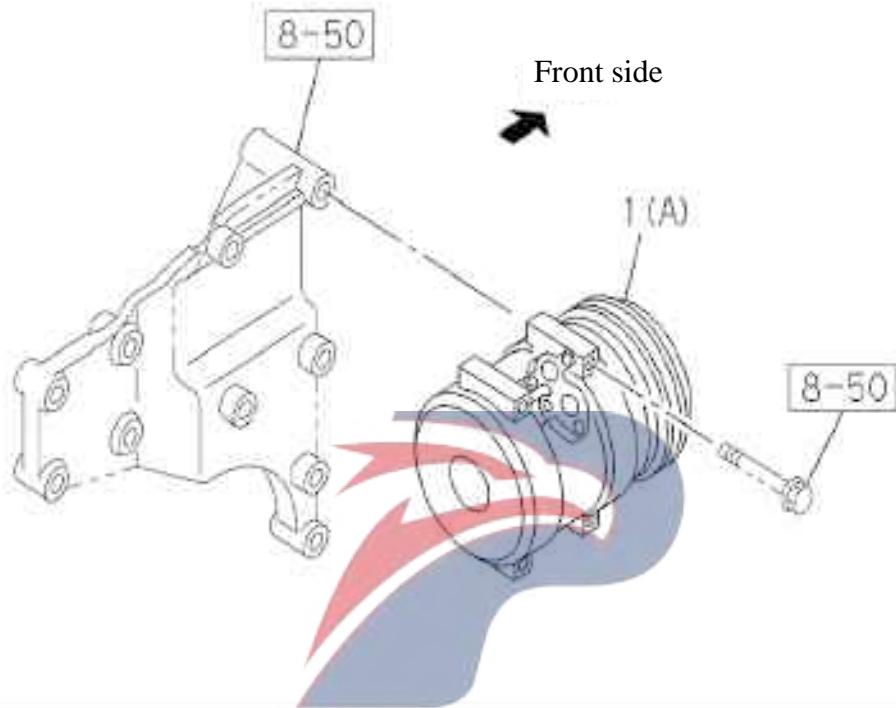


8-60		Front warm air blower											
Figure No.													
Index No.	Recommended grade/part name										Date of application	I T C	
	Part No.	L	Q t y .	Qingling part No.	Remarks	Model applied							
						EXR 6W 420 -Height	EXR 6W 460 -Height	EXR 6U 380 -Height	EXZ 6U 380 height/reference	EXZ 6W 420 height			EXZ 6W 460 height
A	B	C	D	E	F								
1	Warm air blower assembly		1	8101010-D17YZ		A	B	C	D	E	F	1704-	
	8-97431-259-0												
16	Central upper heater clapboard		1			A	B	C	D	E	F	1704-	
	8-98047-387-0												
29	Warm air blower cover		1			A	B	C	D	E	F	1704-	
	8-98047-480-0												
30	Heating device screw		27	M4X16		A	B	C	D	E	F	1704-	
	8-97957-708-0												
32	Heating device screw		3	M4X16		A	B	C	D	E	F	1704-	
	8-98047-416-0												
34	Warm air blower retaining plate control lever		1			A	B	C	D	E	F	1704-	
	8-98047-497-0												
35	Warm air blower retaining plate control lever		1			A	B	C	D	E	F	1704-	
	8-98047-500-0												
41	Heater thermostat		1			A	B	C	D	E	F	1704-	
	8-98047-412-0												
44	Warm air blower retaining plate control lever		1	Inner diameter=8.4 Outer diameter =22		A	B	C	D	E	F	1704-	
	8-98047-502-0												
45	Warm air blower retaining plate control lever		1			A	B	C	D	E	F	1704-	
	8-98047-503-0												
48	Heater rod		1			A	B	C	D	E	F	1704-	
	8-98047-391-0												
52	Warm air blower retaining plate control lever		1			A	B	C	D	E	F	1704-	
	8-98047-498-0												
56	Warm air blower retaining plate control lever		1			A	B	C	D	E	F	1704-	
	8-98047-501-0												
59	Side heater cover		1			A	B	C	D	E	F	1704-	
	8-98047-386-0												
61	Heater housing		1	(A)		A	B	C	D	E	F	1704-	
	8-98047-478-0												
	8-98047-479-0		1	(B)		A	B	C	D	E	F	1704-	
66	Central lower heater clapboard		1			A	B	C	D	E	F	1704-	
	8-98047-385-0												
67	Heater clamp		2			A	B	C	D	E	F	1704-	
	8-98047-417-0												
68	Heater movement		1			A	B	C	D	E	F	1704-	
	8-98047-494-0												
	8-98074-122-0		1			A	B	C	D	E	F	1704-	
72	Heater housing nut		3	M6		A	B	C	D	E	F	1704-	
	8-98047-428-0												
73	Heating device plate		1			A	B	C	D	E	F	1704-	
	8-98047-491-0												
76	Support-warm air blower		2	8101311-CYZ14B		A	B	C	D	E	F	1704-	
	8-97431-255-0												

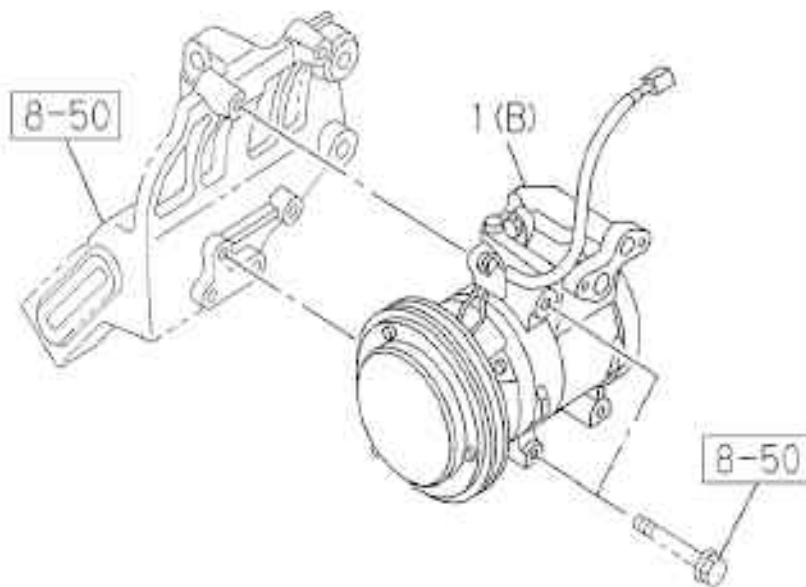
Index No.	Recommended grade/part name				Qingling part No.	Remarks	Model applied						Date of application	I T C
	Part No.	L R	Q t y .				EXR 6W 420 -Height	EXR 6W 460 -Height	EXR 6U 380 -Height	EXZ 6U 380 height/reference	EXZ 6W 420 height	EXZ 6W 460 height		
							A	B	C	D	E	F		
77	--- Heater cover 8-98047-482-0		1			A	B	C	D	E	F	1704-		
93	--- Heating device plate 8-98047-427-0		1			A	B	C	D	E	F	1704-		
100	--- Heater movement tube 8-98072-532-0		1			A	B	C	D	E	F	1704-		
101	--- Heater movement gasket 8-98072-531-0		2			A	B	C	D	E	F	1704-		
133	--- Pipe clamp 8-98072-530-0		2			A	B	C	D	E	F	1704-		
135	--- Warm air blower cover 8-98047-481-0		1			A	B	C	D	E	F	1704-		
162	--- Clamp screw 8-98072-529-0		2			A	B	C	D	E	F	1704-		
207	--- Heater clamp 8-98047-413-0		1	(B)		A	B	C	D	E	F	1704-		
	8-98047-493-0		1	(A)		A	B	C	D	E	F	1704-		
212	--- Heater bolts 8-98047-415-0		2	M5X61		A	B	C	D	E	F	1704-		
219	--- Heater amplifier 8-98047-429-0		1			A	B	C	D	E	F	1704-		
234	--- Heater evaporator assembly 8-98074-120-1		1			A	B	C	D	E	F	1704-		
235	--- Evaporator gasket 8-97095-907-0		1	(A)		A	B	C	D	E	F	1704-		
				Inner diameter=11.7										
	8-97095-908-0		1	(B)		A	B	C	D	E	F	1704-		
				Inner diameter=14.5										
236	--- Warm air blower washer 8-98047-420-0		1	(A)		A	B	C	D	E	F	1704-		
	8-98047-421-0		1	(B)		A	B	C	D	E	F	1704-		
237	--- Evaporator insulation device 8-98047-382-0		1			A	B	C	D	E	F	1704-		
238	--- Expansion valve 8-98047-383-0		1			A	B	C	D	E	F	1704-		
239	--- Heater tube assembly 8-98047-504-0		1			A	B	C	D	E	F	1704-		
240	--- Warm air blower washer 8-97095-906-0		1	(A)		A	B	C	D	E	F	1704-		
				Inner diameter=7.4										
	8-97095-908-0		1	(B)		A	B	C	D	E	F	1704-		
				Inner diameter=14.5										
243	--- Movement 8-98048-508-0		1			A	B	C	D	E	F	1704-		
244	--- Inlet pipe 8-98048-511-0		1			A	B	C	D	E	F	1704-		




8-65		Warm air blower and A/C control lever												
Figure No.														
Index No.	Recommended grade/part name					Model applied						Date of application	I T C	
	Part No.	L R	Q t y .	Qingling part No.	Remarks	EXR 6W 420 -Height	EXR 6W 460 -Height	EXR 6U 380 -Height	EXZ 6U 380 height/reference	EXZ 6W 420 height	EXZ 6W 460 height			
						A	B	C	D	E	F			
3	---	Warm air blower control lever cable												
		8-97927-121-0		1			A	B	C	D	E	F	1704-	
		8-97927-123-0		1			A	B	C	D	E	F	1704-	
9	---	Warm air control mechanism												
		8-97432-570-0		1	8101530-D17YZ		A	B	C	D	E	F	1704-	
22	---	Switch assembly												
		8-97431-269-0		1	8103540-CYZ14		A	B	C	D	E	F	1704-	
		8-97431-269-0		1	8103540-CYZ14		A	B	C	D	E	F	1704-	
25	---	Clamp piece												
		8-94128-483-0		3	8402105-44	Inner diameter=4.8	A	B	C	D	E	F	1704-	
37	---	Warm air blower control lever switch handle												
		8-97926-674-0		1			A	B	C	D	E	F	1704-	
58	---	Warm air blower control lever handle												
		8-97926-673-0		2	(A)		A	B	C	D	E	F	1704-	
		8-97926-675-0		1	(B)		A	B	C	D	E	F	1704-	
62	---	Bulb; warm air blower control lever												
		8-97926-676-0		1			A	B	C	D	E	F	1704-	
98	---	screw												
		0-7218-0520-0		1	8200237-CYZ14	Inner diameter=8.4 Outer diameter =22 M5X20	A	B	C	D	E	F	1704-	
103	---	Fixing nail												
		8-97098-326-0		1	8101521-P301	Dark gray	A	B	C	D	E	F	1704-	



POWERSTAR

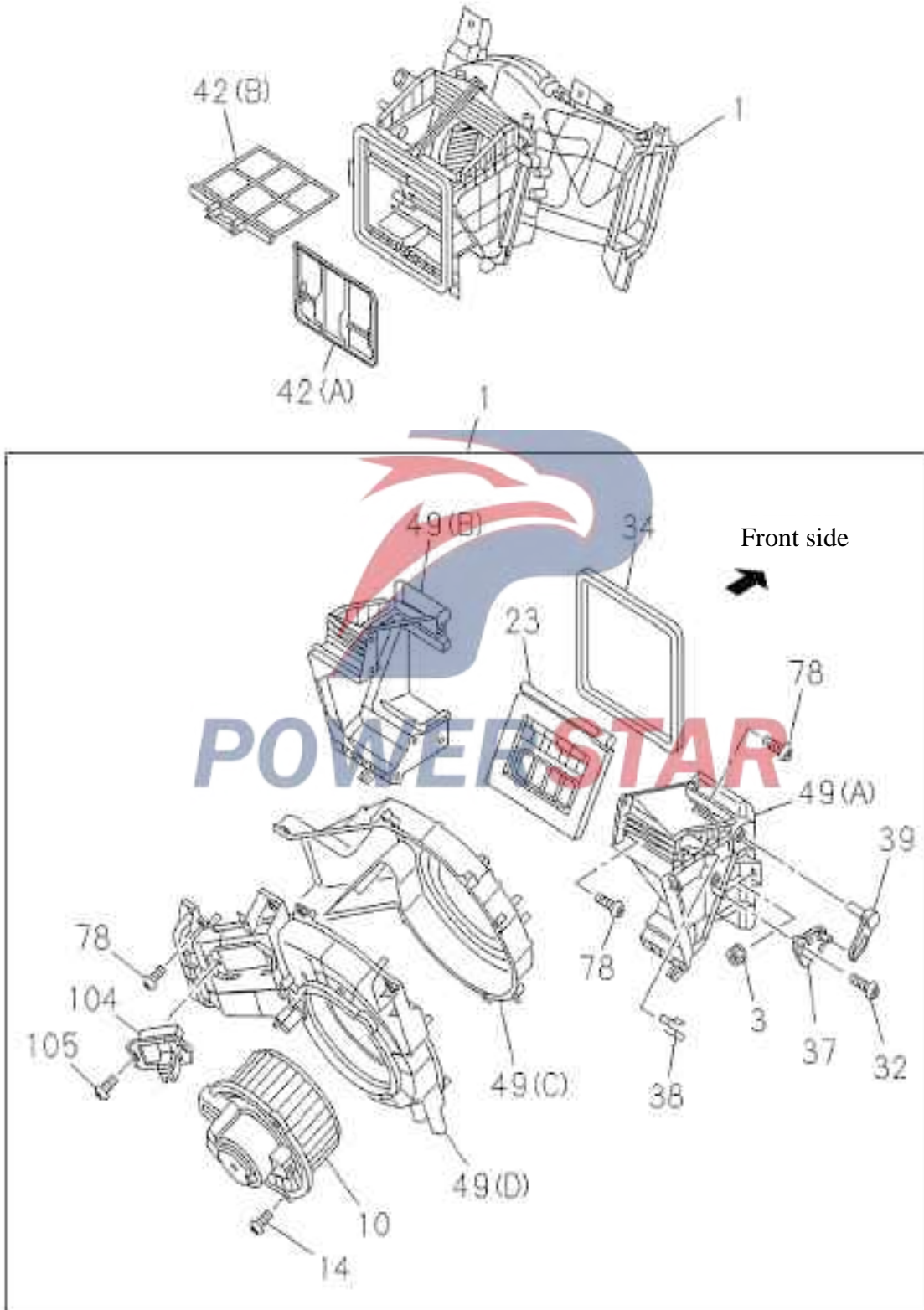


8-71		A/C compressor											
Figure No.													
Index No.	Recommended grade/part name												
	Part No.	L R	Q t y .	Qingling part No.	Remarks	Model applied						Date of application	I T C
						EXR 6W 420 -Height	EXR 6W 460 -Height	EXR 6U 380 -Height	EXZ 6U 380 height/reference	EXZ 6W 420 height	EXZ 6W 460 height		
A	B	C	D	E	F								
1	A/C ompressor assembly												
	8-97431-230-0		1	8104040-CYZ14B1			C	D			1704-		
	8-97432-958-0		1	8104040-D17YZ		A	B		E	F	1704-		

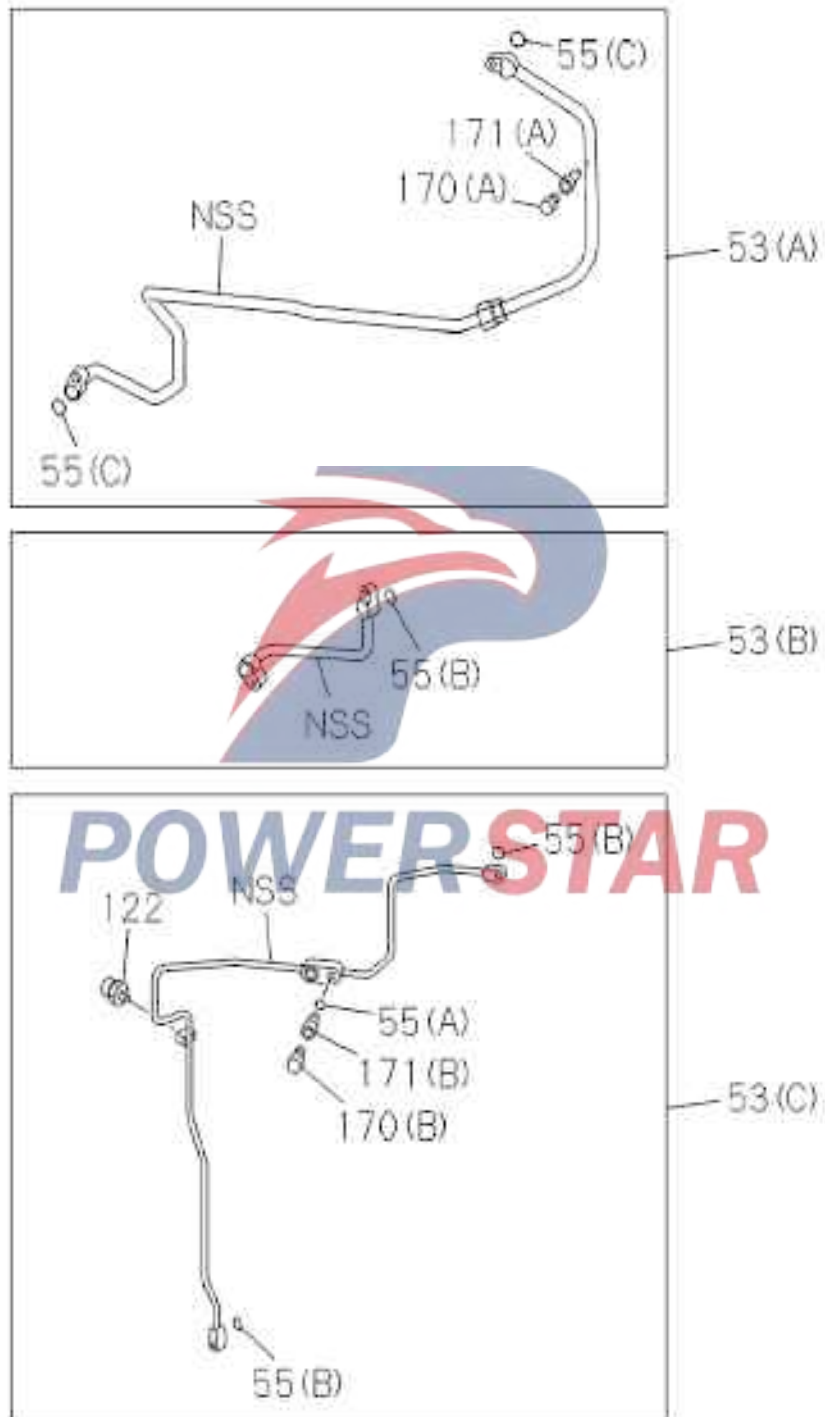


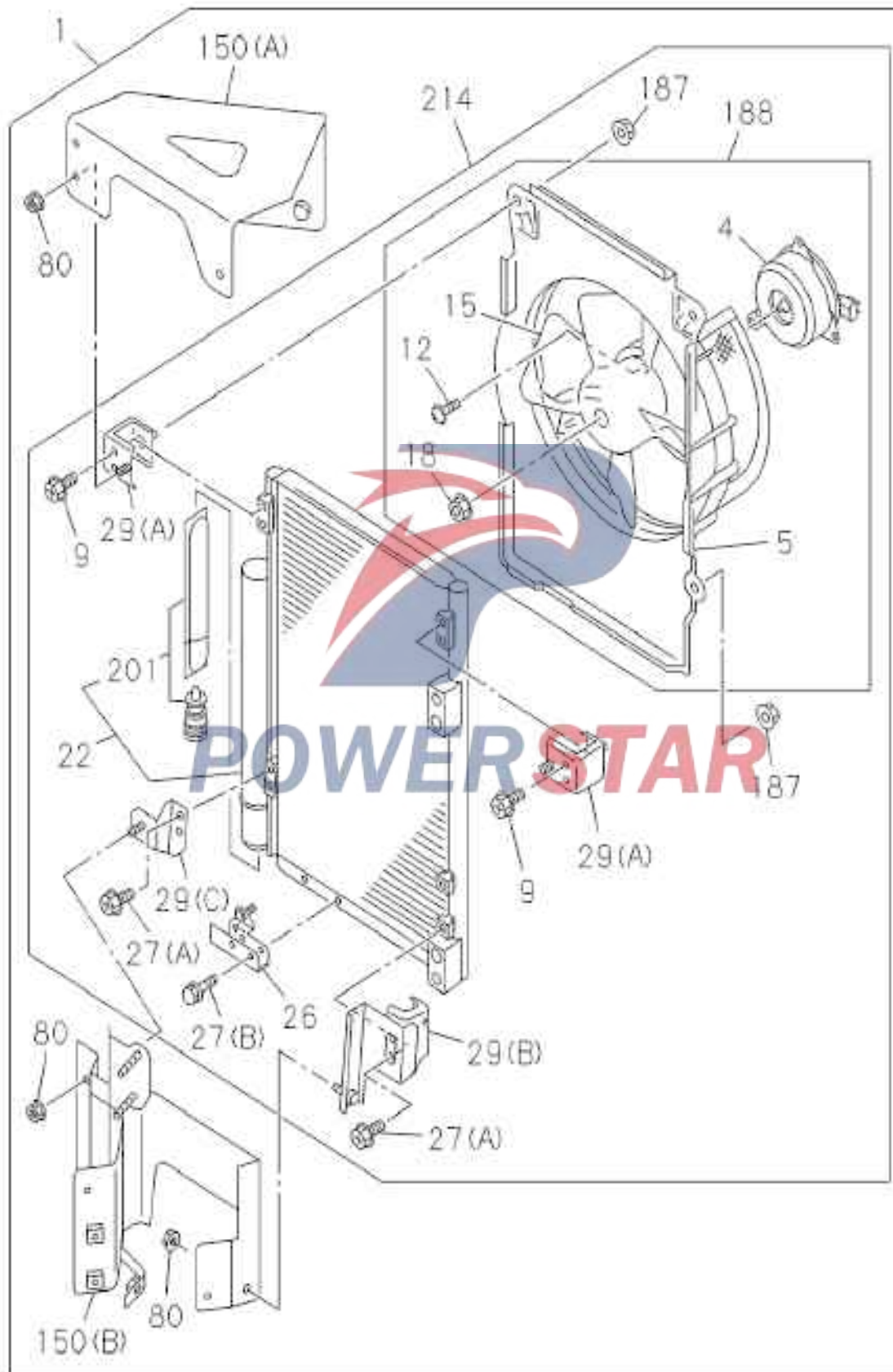
Inner diameter=8.4 Outer diameter =22

POWERSTAR



8-73		Blower unit											
Figure No.													
Index No.	Recommended grade/part name										Date of application	I T C	
	Part No.	L R	Q t y .	Qingling part No.	Remarks	Model applied							
						EXR 6W 420 -Height	EXR 6W 460 -Height	EXR 6U 380 -Height	EXZ 6U 380 height/reference	EXZ 6W 420 height			EXZ 6W 460 height
A	B	C	D	E	F								
1	Blower assembly 8-97431-260-0		1	8101110-CYZ14B		A	B	C	D	E	F	1704-	
3	Housing nut 1-83539-354-0		2		M6	A	B	C	D	E	F	1704-	
10	Blower fan motor assembly 8-98183-926-0		1			A	B	C	D	E	F	1704-	
14	Screws for connecting cover and housing 8-98047-448-0		3		M5X16	A	B	C	D	E	F	1704-	
23	Blower separator 8-98047-761-0		1			A	B	C	D	E	F	1704-	
32	Joystick screw 8-98047-416-0		1		M4X16	A	B	C	D	E	F	1704-	
34	Blower lining 8-98096-453-0		1			A	B	C	D	E	F	1704-	
37	Mode lever 8-98047-453-0		1			A	B	C	D	E	F	1704-	
38	Blower clamp 8-98047-417-0		1		Inner diameter=8.4 Outer diameter =22	A	B	C	D	E	F	1704-	
39	Blower damper lever 8-98047-454-0		1			A	B	C	D	E	F	1704-	
42	Air filter 8-97431-266-0		1	8101490 I -P301	(B)	A	B	C	D	E	F	1704-	
	8-97431-267-0		1	8101480-CYZ14	(A)	A	B	C	D	E	F	1704-	
49	Blower housing 8-98047-444-0		1		(D)	A	B	C	D	E	F	1704-	
	8-98047-445-0		1		(C)	A	B	C	D	E	F	1704-	
	8-98077-415-0		1		(B)	A	B	C	D	E	F	1704-	
	8-98077-416-0		1		(A)	A	B	C	D	E	F	1704-	
78	Coupling screws between housings 8-97957-708-0		16		M4X16	A	B	C	D	E	F	1704-	
104	Blower tank 8-98141-448-0		1			A	B	C	D	E	F	1704-	
105	Resistor screw 8-97957-708-0		2		M4X16	A	B	C	D	E	F	1704-	





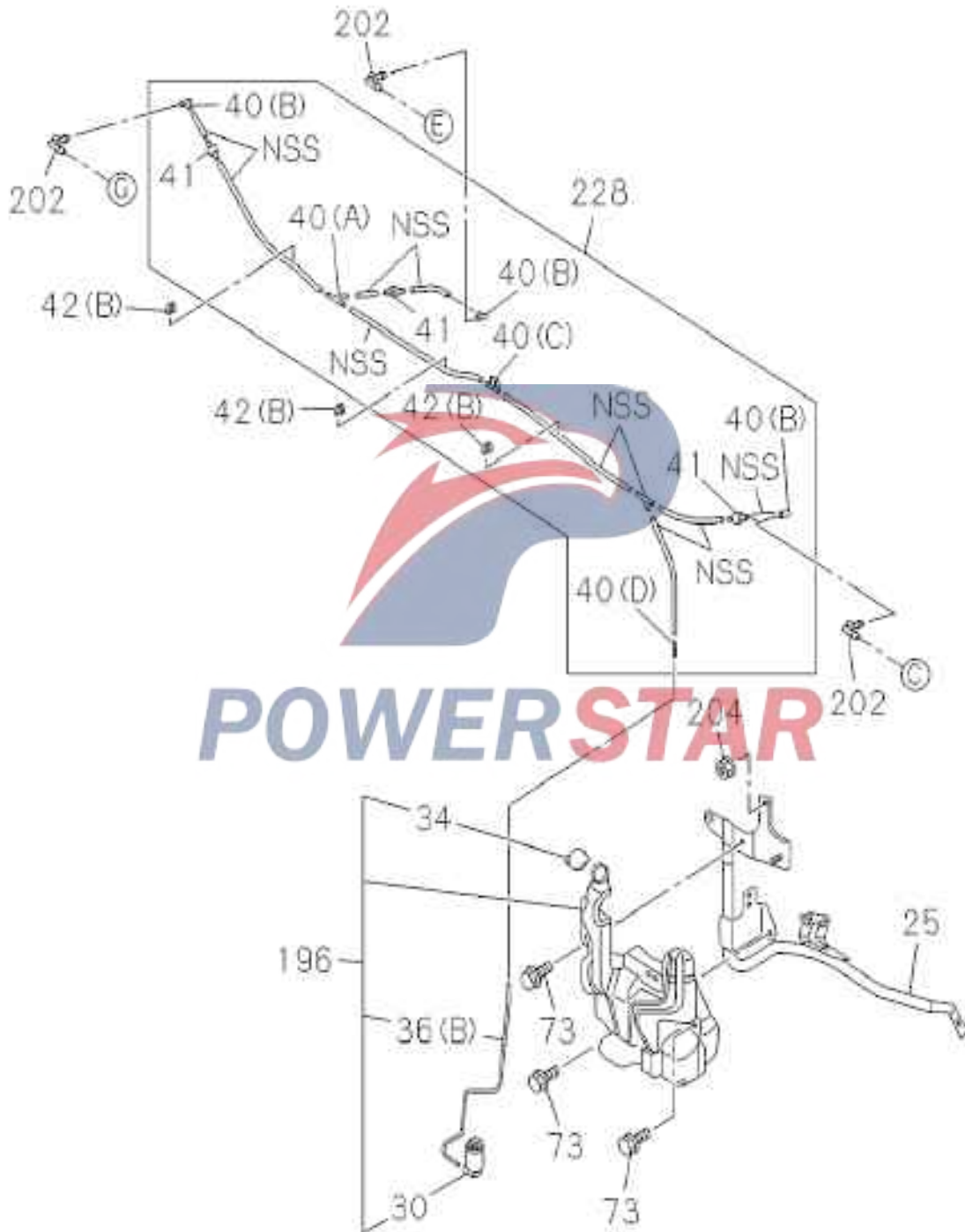
Index No.	Recommended grade/part name				Model applied						Date of application	I T C	
	Part No.	L R	Q t y .	Qingling part No.	Remarks	EXR 6W 420 -Height	EXR 6W 460 -Height	EXR 6U 380 -Height	EXZ 6U 380 height/reference	EXZ 6W 420 height			EXZ 6W 460 height
						A	B	C	D	E			F
1 ---	Condenser assembly--A/C 8-97431-319-2		1	8100610-D17YZ		A	B	C	D	E	F	1704-	
4 ---	Fan motor assembly 8-98116-586-0		1			A	B	C	D	E	F	1704-	
5 ---	Fan motor cover 8-98076-093-0		1			A	B	C	D	E	F	1704-	
9 ---	Bracket bolt 1-83539-382-0		4	M6X14		A	B	C	D	E	F	1704-	
12 ---	Fan motor bolt 8-97180-269-0		3			A	B	C	D	E	F	1704-	
15 ---	Motor fan 8-98152-860-0		1			A	B	C	D	E	F	1704-	
18 ---	Intermediate fan nut 8-94157-075-0		1	M5 reel		A	B	C	D	E	F	1704-	
22 ---	Condenser dryer assembly 8-98092-767-1		1			A	B	C	D	E	F	1704-	
26 ---	Lower bracket 8-98091-901-0		1			A	B	C	D	E	F	1704-	
27 ---	Low-side bracket bolt 1-83539-382-0		4	(A) M6X14		A	B	C	D	E	F	1704-	
	8-97178-770-0		2	(B) M5X25		A	B	C	D	E	F	1704-	
29 ---	Side bracket 8-98065-914-0		2	(A)		A	B	C	D	E	F	1704-	
	8-98091-900-0		1	(C)		A	B	C	D	E	F	1704-	
	8-98092-769-0		1	(B)		A	B	C	D	E	F	1704-	
30 ---	bolt 0-2865-0820-0		2	Q1840820	M8X20 reel	A	B	C	D	E	F	1704-	
43 ---	bolt 0-2865-0820-0		2	Q1840820	M8X20 reel	A	B	C	D	E	F	1704-	
53 ---	Low-pressure pipe assembly – evaporator to compressor 8-97432-571-0		1	8100510-D17YZ	(A)	A	B	C	D	E	F	1704-	
	8-97432-573-0		1	8100520-D17YZ	(B)	A	B	C	D	E	F	1704-	
	8-97432-575-0		1	8100530-D17YZ	(C)	A	B	C	D	E	F	1704-	
55 ---	Pipeline gasket 8-97095-906-0		1	(A)	Inner diameter=7.4	A	B	C	D	E	F	1704-	
	8-97095-907-0		1	(B)	Inner diameter=11.7	A	B	C	D	E	F	1704-	
	8-97095-907-0		2	(B)	Inner diameter=11.7	A	B	C	D	E	F	1704-	
	8-97095-908-0		2	(C)	Inner diameter=14.5	A	B	C	D	E	F	1704-	
59 ---	Support assembly--condenser 8-97432-574-0		1	8100620-D17YZ		A	B	C	D	E	F	1704-	

Index No.	Recommended grade/part name						Date of application	I T C										
	Part No.	L R	Q t y .	Qingling part No.	Remarks	Model applied												
						EXR 6W 420 -Height			EXR 6W 460 -Height	EXR 6U 380 -Height	EXZ 6U 380 height/reference	EXZ 6W 420 height	EXZ 6W 460 height					
A	B	C	D	E	F													
60	--- Clamp piece																	
	0-9523-4832-0		1	1703012-D17YZ	(B) I.D.=9 L=20	A	B	C	D	E	F	1704-						
	0-9523-5536-0		2	3724555-850	(A) I.D.=16 L=20	A	B	C	D	E	F	1704-						
	1-09700-604-0		1	1703012-CYZ14	(C) Inner diameter=8 H=20 L=20	A	B	C	D	E	F	1704-						
	8-94315-424-0		1	1703013-D17YZ	(D) Inner diameter=14.5 & 7.5	A	B	C	D	E	F	1704-						
80	--- nut																	
	0-9118-0108-0		4	Q32008	M8 reel	A	B	C	D	E	F	1704-						
	0-9118-0108-0		2	Q32008	M8 reel	A	B	C	D	E	F	1704-						
101	--- Bracket																	
	8-97432-572-0		1	8100513-D17YZ		A	B	C	D	E	F	1704-						
115	--- bolt																	
	0-2865-0616-0		1	Q1840616	(B) M6X16 reel	A	B	C	D	E	F	1704-						
	0-2865-0820-0		1	Q1840820	(A) M8X20 reel	A	B	C	D	E	F	1704-						
	0-2865-0820-0		2	Q1840820	(A) M8X20 reel	A	B	C	D	E	F	1704-						
	0-2865-0820-0		1	Q1840820	(A) M8X20 reel	A	B	C	D	E	F	1704-						
122	--- Low-pressure switch																	
	1-83564-392-1		1			A	B	C	D	E	F	1704-						
150	--- Support assembly--condenser																	
	8-98228-355-1		1	8100620-CYZ14	(A)	A	B	C	D	E	F	1704-						
	8-98228-356-0		1	8100630-CYZ14	(B)	A	B	C	D	E	F	1704-						
161	--- bolt																	
	0-2805-0625-0		1	Q1840625	M6X25 reel	A	B	C	D	E	F	1704-						
170	--- Rubber cover																	
	8-97095-910-0		1		(A) CAP mark L	A	B	C	D	E	F	1704-						
	8-97095-911-0		1		(B) CAP mark H	A	B	C	D	E	F	1704-						
171	--- Valve assembly																	
	8-97095-909-0		1		(A)	A	B	C	D	E	F	1704-						
	8-98031-629-0		1		(B)	A	B	C	D	E	F	1704-						
176	--- nut																	
	0-9118-0108-0		1	Q32008	M8 reel	A	B	C	D	E	F	1704-						
187	--- Shield nut																	
	1-83539-354-0		4		M6	A	B	C	D	E	F	1704-						
188	--- Blower cover assembly																	
	8-98116-590-1		1			A	B	C	D	E	F	1704-						

Figure No.

Index No.	Recommended grade/part name					Model applied						Date of application	I T C	
	Part No.	L R	Q t y .	Qingling part No.	Remarks	EXR 6W 420 -Height	EXR 6W 460 -Height	EXR 6U 380 -Height	EXZ 6U 380 height/reference	EXZ 6W 420 height	EXZ 6W 460 height			
						A	B	C	D	E	F			
189	--- bolt													
	0-2805-0625-0		1	Q1840625	M6X25 reel	A	B	C	D	E	F	1704-		
	0-2805-0625-0		2	Q1840625	M6X25 reel	A	B	C	D	E	F	1704-		
201	--- Condenser dryer assembly													
	8-98282-482-0		1			A	B	C	D	E	F	1704-		
214	--- Condenser sub-assembly													
	8-97431-258-0		1	8100640-CYZ14		A	B	C	D	E	F	1704-		





8-80

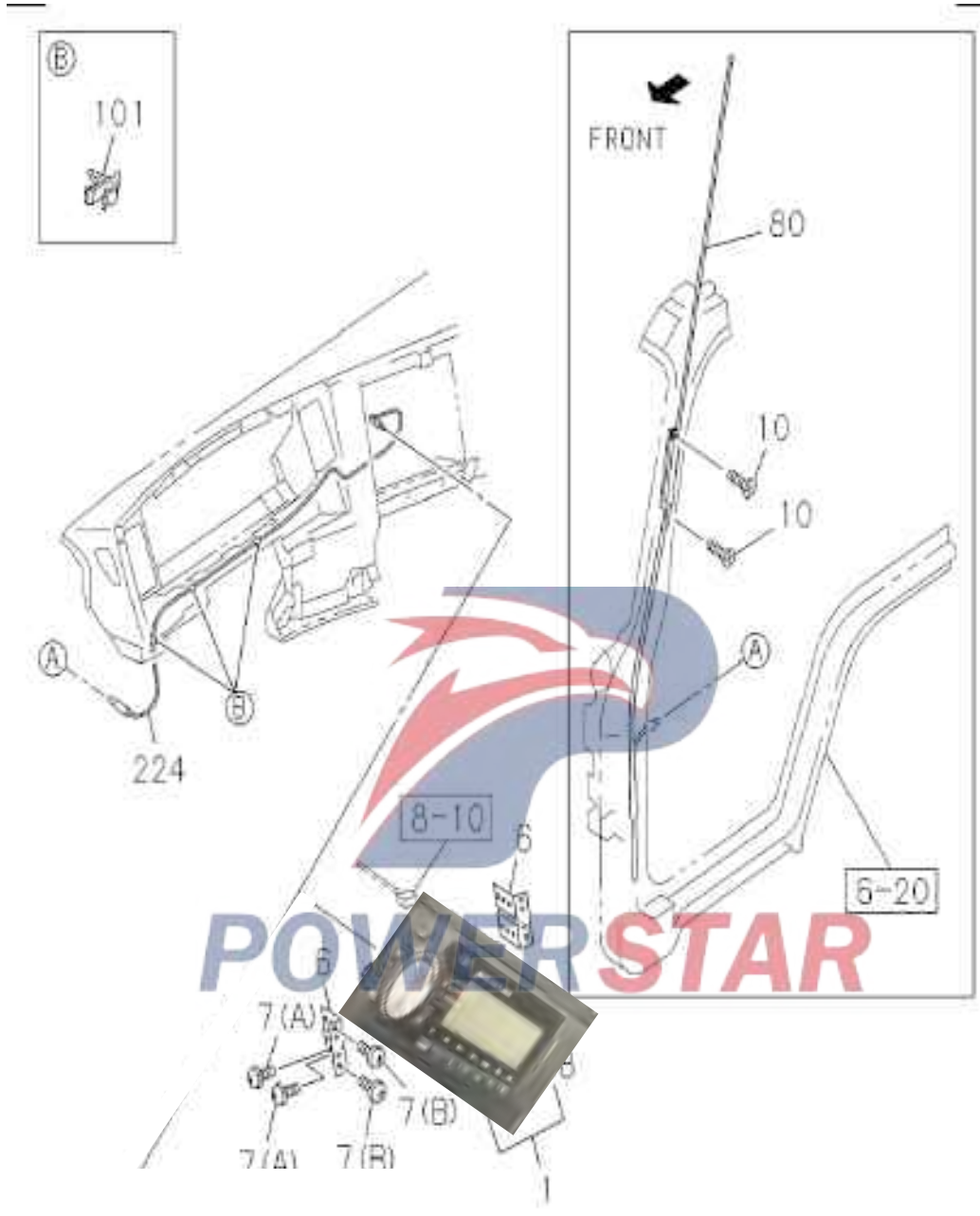
Windshield wiper and washer

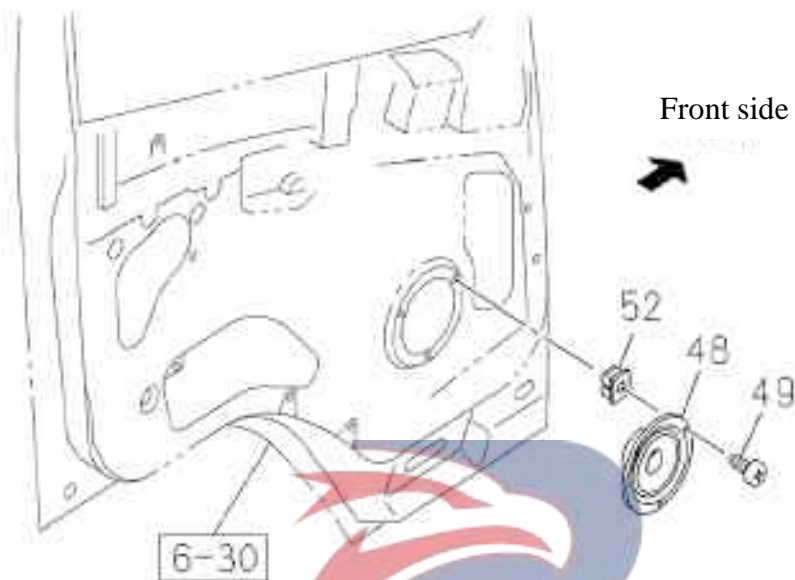
Figure No.

Index No.	Recommended grade/part name					Model applied						Date of application	I T C
	Part No.	L R	Q t y .	Qingling part No.	Remarks	EXR 6W 420 -Height	EXR 6W 460 -Height	EXR 6U 380 -Height	EXZ 6U 380 height/reference	EXZ 6W 420 height	EXZ 6W 460 height		
						A	B	C	D	E	F		
2	--- Front wiper's connecting rod TBD TBD TBD		1 1 1		(B) (C) (A)	A A A	B B B	C C C	D D D	E E E	F F F	1704- 1704- 1704-	
3	--- Rotating shaft assembly – wiper connecting rod TBD TBD TBD		1 1 1		(C) (B) (A)	A A A	B B B	C C C	D D D	E E E	F F F	1704- 1704- 1704-	
4	--- bolt 0-2865-0820-0		6	Q1840820		A	B	C	D	E	F	1704-	
5	--- wiper arm 8-98078-974-1 8-98078-974-1 8-98078-974-1		1 1 1			A A A	B B B	C C C	D D D	E E E	F F F	1704- 1704- 1704-	
7	--- Wiper blade 8-98079-088-0 8-98079-088-0 8-98079-088-0		1 1 1			A A A	B B B	C C C	D D D	E E E	F F F	1704- 1704- 1704-	
9	--- Front wiper rubber blade 1-83355-015-0 1-83355-015-0 1-83355-015-0		1 1 1		L=500 L=500 L=500	A A A	B B B	C C C	D D D	E E E	F F F	1704- 1704- 1704-	
10	--- nut 1-09984-120-0		3	5205106-CYZ14	M10	A	B	C	D	E	F	1704-	
25	--- Support assembly 8-97432-247-0		1	5207020-D17YZ		A	B	C	D	E	F	1704-	
30	--- Front washer fluid tank motor assembly 8-98070-170-0		1			A	B	C	D	E	F	1704-	
34	--- Washing liquid tank cover 8-97855-140-0		1			A	B	C	D	E	F	1704-	
36	--- Washer hose 8-98078-825-0 8-98078-825-0 8-98078-825-0 8-98329-034-0		1 1 1 1		(A) (A) (A) (B)	A A A A	B B B B	C C C C	D D D D	E E E E	F F F F	1704- 1704- 1704- 1704-	
39	--- Windshield washer nozzle 1-83315-086-0 1-83315-086-0 1-83315-086-0		1 1 1			A A A	B B B	C C C	D D D	E E E	F F F	1704- 1704- 1704-	
40	--- Washer hose connector 8-97167-258-0 8-97307-026-0 8-97328-266-0 8-98249-055-0		1 3 1 1		(A) (B) (C) (D)	A A A A	B B B B	C C C C	D D D D	E E E E	F F F F	1704- 1704- 1704- 1704-	
41	--- One-way valve 8-97061-374-0		3		2direction	A	B	C	D	E	F	1704-	

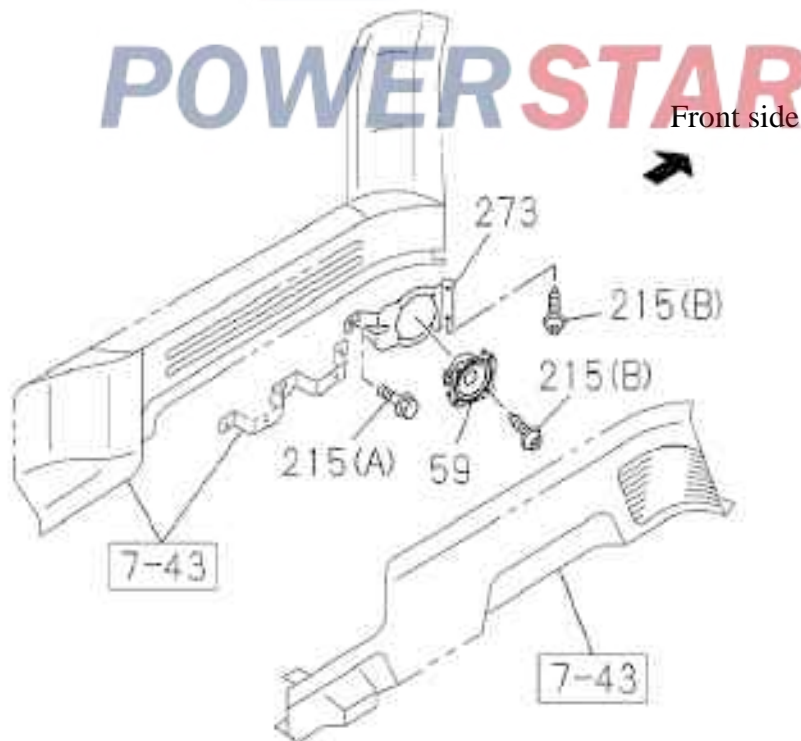
Figure No.

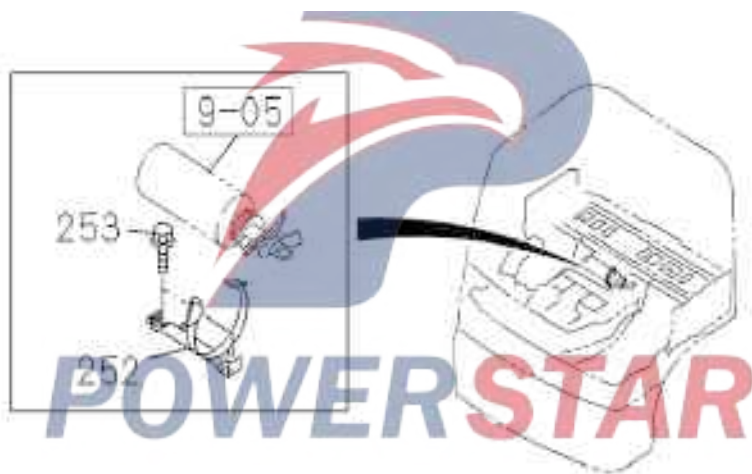
Index No.	Recommended grade/part name				Model applied						Date of application	I T C		
	Part No.	L R	Q t y .	Qingling part No.	Remarks	EXR 6W 420 -Height	EXR 6W 460 -Height	EXR 6U 380 -Height	EXZ 6U 380 height/reference	EXZ 6W 420 height			EXZ 6W 460 height	
						A	B	C	D	E			F	
42	--- Clamp piece -- wiper hose													
	1-86810-044-0		1		(A)	A	B	C	D	E	F	1704-		
	1-86810-044-0		1		(A)	A	B	C	D	E	F	1704-		
	1-86810-044-0		1		(A)	A	B	C	D	E	F	1704-		
	8-98039-708-0		2	5205105-CYZ14	(B)	A	B	C	D	E	F	1704-		
	8-98039-708-0		1	5205105-CYZ14	(B)	A	B	C	D	E	F	1704-		
46	--- Wiper motor assembly													
	8-98038-958-3		1	5205070-CYZ14		A	B	C	D	E	F	1704-		
47	--- Wiper motor crank arm													
	TBD		1			A	B	C	D	E	F	1704-		
51	--- Wiper motor connecting rod nut													
	TBD		1		M8	A	B	C	D	E	F	1704-		
72	--- Wiper motor bracket													
	TBD		1			A	B	C	D	E	F	1704-		
73	--- bolt													
	8-98059-720-0		3	5109088-CYZ14	M8X24.5	A	B	C	D	E	F	1704-		
74	--- Washer													
	TBD		1		Inner diameter=8.4 Outer diameter =22	A	B	C	D	E	F	1704-		
76	--- Washer													
	TBD		3		M6X14	A	B	C	D	E	F	1704-		
114	--- Front wiper arm cover													
	1-83318-127-0		1			A	B	C	D	E	F	1704-		
	1-83318-127-0		1			A	B	C	D	E	F	1704-		
	1-83318-127-0		1			A	B	C	D	E	F	1704-		
196	--- Cleaning box and pump assembly													
	8-97432-246-0		1	5207010-D17YZ		A	B	C	D	E	F	1704-		
	8-97432-246-0		1	5207010-D17YZ		A	B	C	D	E	F	1704-		
198	--- Sealing cover--wiper shaft													
	8-98038-892-1		3	5205103-CYZ14		A	B	C	D	E	F	1704-		
202	--- Elbow connector-wiper hose													
	1-86815-003-2		3	5205104-CYZ14		A	B	C	D	E	F	1704-		
203	--- nut													
	0-9118-0208-0		4	Q32008T13F2	M8 reel	A	B	C	D	E	F	1704-		
204	--- nut													
	0-9118-0108-0		2	Q32008	M8 reel	A	B	C	D	E	F	1704-		
228	--- Washer hose assembly													
	8-97432-245-0		1	5207030-D17YZ		A	B	C	D	E	F	1704-		






POWERSTAR





9-01		Tools																				
Figure No.																						
Index No.	Recommended grade/part name										Date of application	I T C										
	Part No.	L R	Q t y .	Qingling part No.	Remarks	Model applied																
						EXR 6W 420 -Height	EXR 6W 460 -Height	EXR 6U 380 -Height	EXZ 6U 380 height/reference	EXZ 6W 420 height			EXZ 6W 460 height									
A	B	C	D	E	F																	
252	---	Support assembly--fire extinguisher																				
		8-98105-271-0		1	8406200-CYZ14		A	B	C	D	E	F	1704-									
253	---	bolt																				
		8-94279-207-0		2	1702244-P301	M8X20.5	A	B	C	D	E	F	1704-									



Inner diameter=8.4 Outer diameter =22

POWERSTAR

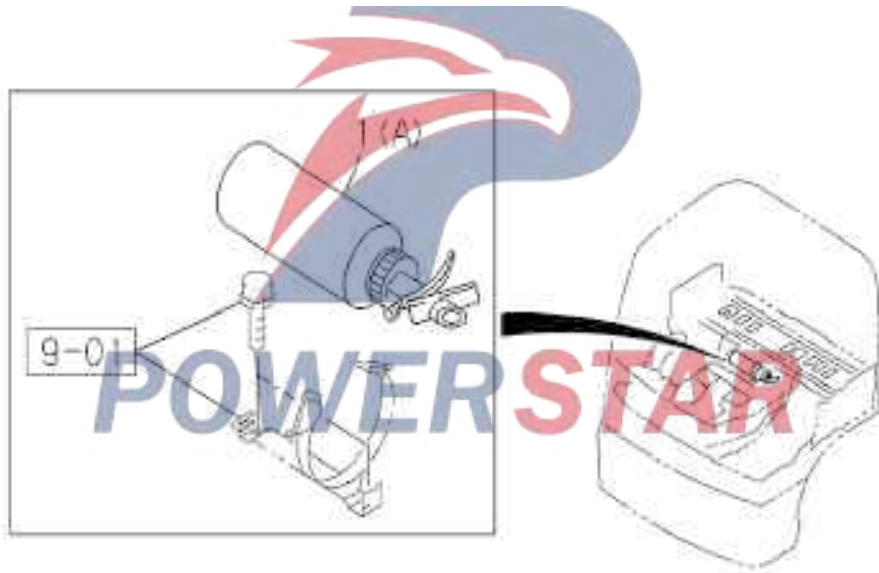
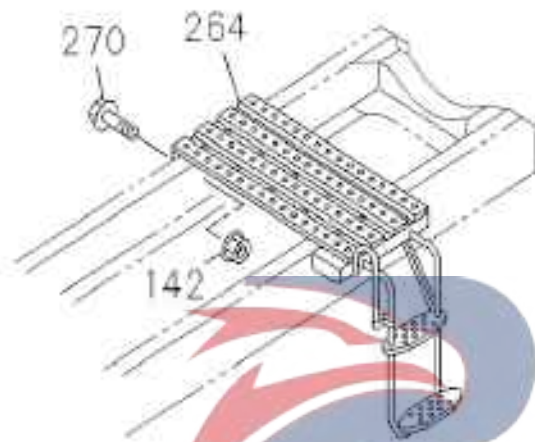


Figure No.




POWERSTAR



9-33 REAR BODY; GATE AND SIDE GUARD

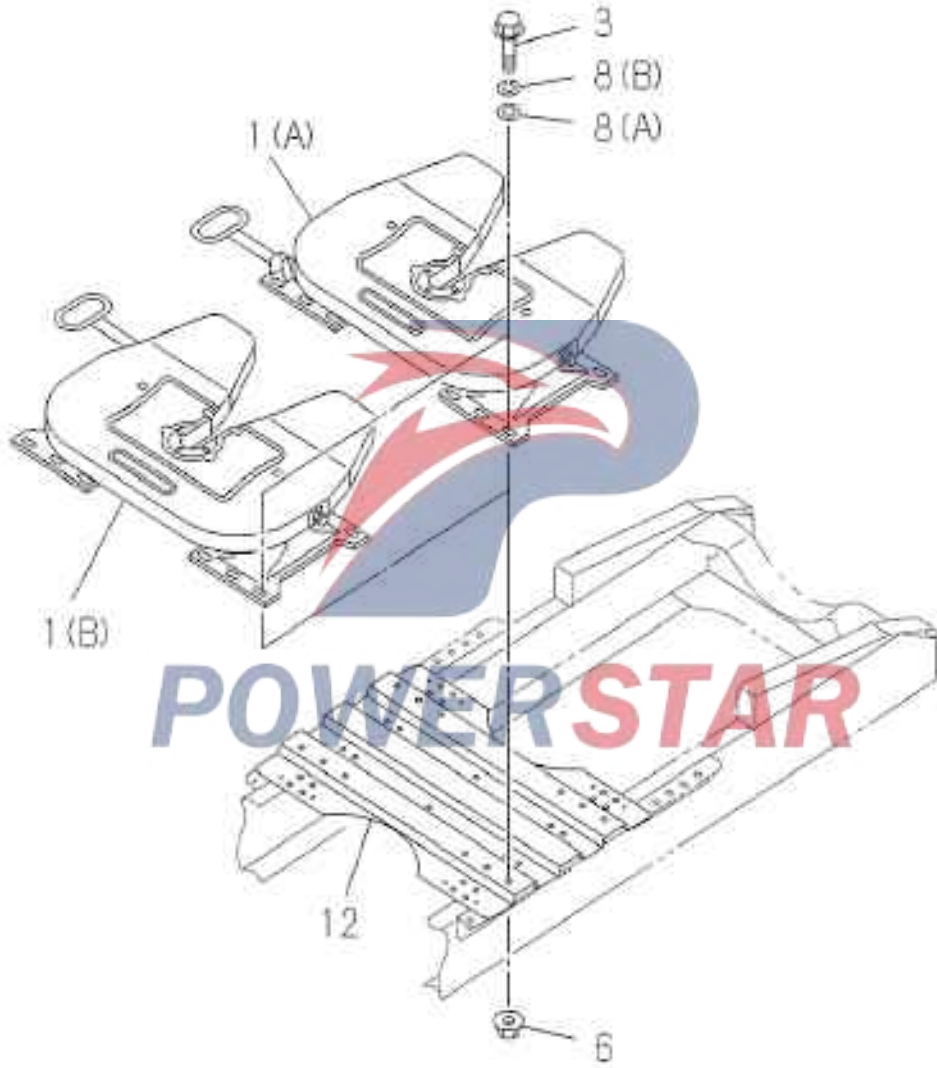
Figure No.

Index No.	Recommended grade/part name						Model applied						Date of application	I T C
	Part No.	L R	Q t y .	Qingling part No.	Remarks	EXR 6W 420 -Height	EXR 6W 460 -Height	EXR 6U 380 -Height	EXZ 6U 380 height/reference	EXZ 6W 420 height	EXZ 6W 460 height			
						A	B	C	D	E	F			
142	nut 0-9118-0108-0		10	Q32008	M8 reel	A	B	C	D	E	F	1704-		
211	Retroreflector		4	8206150-CYZ14		A	B		D	E	F	1704-		
264	Platform		1	8200260-D17YZ		A	B	C	D	E	F	1704-		
270	bolt 0-2865-0830-0		10	Q1840830	M8X30 reel	A	B	C	D	E	F	1704-		



Inner diameter=8.4 Outer diameter =22

POWERSTAR



9-40		Hauling base											
Figure No.													
Index No.	Recommended grade/part name										Date of application	I T C	
	Part No.	L R	Q t y .	Qingling part No.	Remarks	Model applied							
						EXR 6W 420 -Height	EXR 6W 460 -Height	EXR 6U 380 -Height	EXZ 6U 380 height/reference	EXZ 6W 420 height			EXZ 6W 460 height
A	B	C	D	E	F								
1	--- Hauling base		1	3522080-CYZ14	For 20 tons (JSK35DV2)	A	B	C	D	E	F	1704-	
			1	3522090-CYZ14	For 35 tons (JSK39DV2)	A	B	C	D	E	F	1704-	
3	--- bolt		12	Q150B1655TF2		A	B	C	D	E	F	1704-	
6	--- nut		12	Q361B16		A	B	C	D	E	F	1704-	
8	--- Flat washer 0-9161-4516-0		12	Q40116	(A) Inner diameter=17	A	B	C	D	E	F	1704-	
			12	Q40316F9	(B)	A	B	C	D	E	F	1704-	
12	--- Corrugation plate		1	8200041-CYZ14	Inner diameter=8.4 Outer diameter =22	A	B	C	D	E	F	1704-	